



AIRPLANE PARTS CATALOG



PA-32-301 FT
(SERIAL NUMBERS 3232001 AND UP)

CARD 1 OF 2

THE NEW PIPER AIRCRAFT, INC.

Courtesy of Bomar Flying Service
www.bomar.biz

Published by
Technical Publications Group
The New Piper Aircraft, Inc.
2926 Piper Drive
Vero Beach, Florida 32960
U.S.A.

© The New Piper Aircraft, Inc.
All Rights Reserved



Member of GAMA
General Aviation
Manufacturers Association

THE NEW PIPER AIRCRAFT, INC. PA-32-301 FT AIRPLANE PARTS CATALOG

AEROFICHE EXPLANATION AND REVISION STATUS

The Parts Catalog information in this set of Aerofiche cards is arranged in accordance with general specifications of Aerofiche adopted by the General Aviation Manufacturer's Association.

Conversion of Aerofiche alpha/numeric code numbers:

First number is the Aerofiche card identifier.

Letter is the horizontal line reference per card.

Second number is the vertical line reference per card.

Example: 2J16 = Aerofiche card number two of given set, Grid location J16.

REVISIONS

The information compiled in this Aerofiche Parts Catalog is kept current by revisions distributed periodically. Each revision is a complete Aerofiche card replacement and supersedes Aerofiche cards of the same number in the set.

Revisions to this PA-32-301 FT (serial numbers 3232001 and up) Parts Catalog are as follows:

<u>Aerofiche Effectivity</u>	<u>Publication Date</u>	<u>Card Effectivity</u>
AR 061003	June 10, 2003	1 and 2
OR 091003	September 10, 2003	1 and 2
PR 121003	December 10, 2003	1 and 2
PR 031004	March 10, 2004	1 and 2
PR 061004*	June 10, 2004	1 and 2

Revised: June 10, 2004

**THE NEW PIPER AIRCRAFT, INC.
PA-32-301 FT
AIRPLANE PARTS CATALOG**

THIS PAGE INTENTIONALLY LEFT BLANK

**THE NEW PIPER AIRCRAFT, INC.
PA-32-301 FT
AIRPLANE PARTS CATALOG**

INTRODUCTION

This illustrated Parts Catalog provides simple, positive identification of replacement parts for the Model PA-32-301 FT PIPER 6X (serial numbers 3232001 and up), manufactured by the The New Piper Aircraft, Inc. of Vero Beach, Florida.

NOTE: DO NOT USE THIS CATALOG FOR RIGGING AND INSTALLATION PURPOSES.

1. The catalog is divided into fourteen major sections as follows:
 - a. Section I to XII inclusive contains all replacement parts for the complete airplane. Each section is subdivided and each division includes an illustration and a parts listing.
 - b. Section XIII is the Miscellaneous Group. This group includes an illustration and parts list for the Placards and Exterior Stencils, a listing of the Optional Equipment Kits, Repair kits and Special Tools, and a listing of Miscellaneous Hardware and Consumables.

2. The following is a brief explanation of the columns in the parts lists: (Refer to EXAMPLE below).
 - a. The **FIGURE AND INDEX NUMBER** column indicates the illustration figure number and its part index number. EXAMPLE: (2-1), the 2 is the figure number and the 1 is the index number. The figure number appears only at the top of each parts list page. Index numbers preceded by a dash (-) indicate the item is not illustrated in the figure illustration.
 - b. The **PART NUMBER** column contains the identifying number of the replacement part and this number must be shown on all parts orders.
 - c. Reference information is given in parenthesis in the **NOMENCLATURE** column under the item nomenclature. Supplemental information pertaining to parts is listed at the bottom of the **NOMENCLATURE** column under **NOTES**.
 - d. The **NOMENCLATURE** column indicates the part name. This name must be shown on all parts orders.
 - e. The **NO. REQ.** column represents the total quantity of parts per assembly. When the same part appears in two or more figures, the **NO. REQ.** column shows the notation REF in all figures except the primary appearance of the part, where the number required indicates total assembly quantity of the part. For example, placards are listed throughout the manual as REF except in Figure 101 where the quantity of each placard is listed. The symbol AR listed in this column means As Required.
 - f. The **SERIAL NUMBERS AFFECTED** column indicates the part application by airplane serial number. Serial number effectivity indicated at a high level assembly will include items within the assembly unless otherwise noted.

EXAMPLE

Figure and Index Number	Part Number	NOMENCLATURE	No. Req.	SERIAL NUMBERS AFFECTED
2-1	XXXXX-XX	DOOR ASSEMBLY - Baggage compartment	X	XXXXXXXX-up
-2	XXXXX-XX	* TUBE ASSEMBLY - Baggage door latch	X	
-3	XXXXX-XX	* * CLEVIS - Door latch tube assembly	X	
-4	XXXXX-XX	* * CLIP - Door latch tube assembly	X	

In the nomenclature column, the next higher assembly relationship of items covered is shown by the degree of indentation of each item and is indicated by an asterisk (*). One asterisk signifies one indentation, two signifies two indentions, etc. The example listing above is interpreted as follows:

If the DOOR ASSEMBLY (not indented) is ordered, it will include the three items indented under the DOOR ASSEMBLY.

If the TUBE ASSEMBLY (indented one space) is ordered, it will include the two items indented under the TUBE ASSEMBLY.

If you want only a CLEVIS or CLIP, you order only that item.

Revised: June 10, 2004

THE NEW PIPER AIRCRAFT, INC.

PA-32-301 FT

AIRPLANE PARTS CATALOG

3. Piper will supply all attaching parts to its customers in any quantity. When purchasing the attaching parts such as nuts, bolts, washers, cotter pins, etc. from Piper, the customer or service center need only order the part(s) needed.
4. All items of Optional Equipment are contained in the parts list in their proper sequence and sections. These items were not marked optional, since they are fully identified by their descriptions.

HOW TO IDENTIFY A PART IF YOU KNOW WHAT IT LOOKS LIKE AND KNOW WHERE IT IS LOCATED

1. Refer to Figure 1 to determine the section number in which the part is used.
2. Refer to the Table of Contents and locate the section. Note the figure numbers that illustrate the various subgroups of this main section. Select the figure title you think might contain the part you wish to identify and proceed to the grid (page) specified. If you don't find the part on this illustration, try another figure in this group.
3. Refer to Figure and Index Number in the parts listing for description of the part.

HOW TO ORDER PARTS

When ordering parts for your Piper airplane, please observe the following instructions:

1. Place your order with your local distributor or service center.
2. Specify the model and serial number of your airplane.
3. Specify Part Number, Name, Type and Quantity Required.
4. Specify the method of shipment — freight, express, parcel post, air express, air freight or air parcel post. Where the nature of the shipment requires it or when no instructions are given, we reserve the right to ship the most suitable way.
5. Request price and delivery information prior to order placement.

GENERAL INFORMATION

1. Shortages
All orders are checked before leaving our Shipping Department. A packing slip is enclosed with the shipment. Claims for errors or shortages must be made within three days after receipt of orders.
2. Returned Goods
No material should be returned without first securing written permission. Material sent in without notice will be held at the owner's risk for thirty days and will then be disposed of as we see fit.

Transportation charges must be prepaid on returned goods or the shipment will be refused.

3. Transportation Liabilities
The New Piper Aircraft, Inc. cannot be held liable for damages to parts in transit from the factory. If a shipment is received in a damaged condition, have the delivery man or transportation company make a notation of the damage and file your claim with the carrier. In case of concealed damage, do not attempt to remove the part from the shipping container, or try to repair the damage, call the carrier and have their claim agent inspect the damage before filing your claim with the carrier.

**THE NEW PIPER AIRCRAFT, INC.
PA-32-301 FT
AIRPLANE PARTS CATALOG**

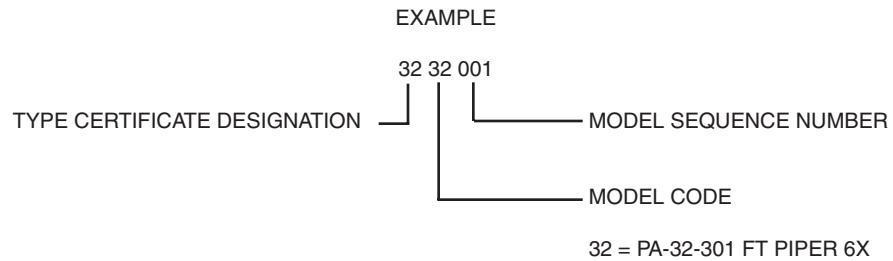
MODEL SERIAL NUMBER INFORMATION

The Serial Numbers of the PA-32-301 FT PIPER 6X aircraft covered by this Parts Catalog are as follows:

2003 Model Year	3232001 thru 3232013
2004 Model Year	3232014 and up

SERIAL NUMBER EXPLANATION

The serial number on the Manufacturer's Identification Plate is based on a 3 set numbering system. See example below.



**THE NEW PIPER AIRCRAFT, INC.
PA-32-301 FT
AIRPLANE PARTS CATALOG**

STANDARD PAINT CHART

EXTERIOR	MFG.	PIPER PART NUMBER	
	NO.	QUART	GALLON

SEE AIRCRAFT LOG BOOK FOR PAINT COLOR

**THE NEW PIPER AIRCRAFT, INC.
PA-32-301 FT
AIRPLANE PARTS CATALOG**

TABLE OF CONTENTS

FIGURE NUMBER	FIGURE TITLE	GRID NUMBER
1	Complete Airplane	1A13, 2A13
SECTION I WING GROUP		
2	Wing Installation.....	1A16
3	Wing Leading Edge Assembly	1A20
4	Wing Trailing Edge Assembly	1A24
5	Aileron Assembly	1B4
6	Flap Assembly.....	1B6
SECTION II FUSELAGE GROUP		
7	Fuselage Assembly - Complete	1B12
8	Fuselage Upper Forward Cockpit Assembly	1B14
9	Fuselage Upper Center Cockpit Assembly	1B18
10	Fuselage Upper Aft Cockpit Assembly.....	1B22
11	Fuselage Lower Forward Cockpit Assembly	1B24
12	Fuselage Lower Aft Cockpit Assembly.....	1C4
13	Fuselage Aft Section.....	1C8
14	Fuselage Forward Cabin Door	1C10
15	Fuselage Aft Cabin Door.....	1C14
16	Fuselage Forward Baggage Door	1C18
17	Fuselage Aft Cargo Door	1C20
18	Fuselage Enclosure Installation	1C22
SECTION III TAIL SURFACES GROUP		
19	Tail Surfaces Installation	1D2
20	Stabilator Assembly	1D6
21	Fin Assembly.....	1D8
22	Rudder Assembly.....	1D10
SECTION IV LANDING GEAR GROUP		
23	Nose Gear Installation	1D14
23A	Landing Light Installation	1D18
24	Nose Gear Strut Assembly	1D20
25	Nose Wheel Assembly (Cleveland, 6 inch)	1D22
26	Nose Wheel Assembly (McCauley, 6 inch).....	1D24
27	Main Gear Installation	1E2
28	Main Wheel Assembly.....	1E6
29	Brake Assembly	1E8
30	Main and Nose Wheel Fairing Installation.....	1E10
31	Hand Brake Installation	1E12
32	Toe Brake Installation.....	1E16
33	Toe Brake Master Cylinder Assembly	1E18

**THE NEW PIPER AIRCRAFT, INC.
PA-32-301 FT
AIRPLANE PARTS CATALOG**

TABLE OF CONTENTS

FIGURE NUMBER	FIGURE TITLE	GRID NUMBER
SECTION V CABIN EQUIPMENT GROUP		
34	Cabin Finishing Installation	1F2
34A	SunVisor Installation	1F8
35	Window Shades and Reveals Installation	1F10
36	Carpet Installation	1F12
37	Headliner and Forward Fresh Air Duct Installation.....	1F14
38	Forward Seats Installation.....	1F18
39	Rear Seat Installation.....	1F22
40	Aft Facing Seat Assembly - Center	1F24
41	Club Seating Installation	1G2
SECTION VI INSTRUMENTS GROUP		
42	Instrument Panel Installation.....	1G8
43	Vacuum System Installation.....	1G10
44	Vacuum System Tray Assembly	1G12
45	Pitot Static System Installation.....	1G14
45A	Pitot Static System Installation (Entegra).....	1G18
SECTION VII POWER PLANT GROUP		
46	Power Plant Installation.....	1H2
47	Engine Exhaust System Installation.....	1H6
48	Engine Baffle Installation	1H8
49	Engine Cowl Assembly	1H10
50	Three Blade Propeller Assembly.....	1H12
51	Engine Controls Installation	1H14
SECTION VIII FUEL SYSTEM GROUP		
52	Forward Fuel System Installation.....	1I2
53	Aft Fuel System Installation	1I6
54	Fuel Tank Assemblies	1I10
SECTION IX CONTROL SYSTEM GROUP		
55	Aileron Control Installation	1J20
56	Flap Control Installation	1J24
57	Stabilator Control Installation	1J4
58	Stabilator Trim Installation	1J6
59	Rudder Control Installation	1J10
60	Rudder Trim Mechanism Installation	1J12
61	Control Wheel Installation	1J14
62	Rudder Pedal Installation	1J18

**THE NEW PIPER AIRCRAFT, INC.
PA-32-301 FT
AIRPLANE PARTS CATALOG**

TABLE OF CONTENTS

FIGURE NUMBER	FIGURE TITLE	GRID NUMBER
SECTION X ENVIRONMENTAL GROUP		
63	Cabin Heat and Defroster System	1K2
63A	Cabin Heat and Defroster System (con't)	1K6
64	Aft Ram Air and Blower Installation.....	1K8
65	Air Conditioning - Fwd of Firewall and Refrigerant Lines	1K10
66	Fresh Air Cable, Bulkhead and Evaporator Installation.....	1K14
67	Air Conditioning Condenser Installation.....	1K16
SECTION XI ELECTRICAL SYSTEM GROUP		
68	Electrical System Installation	2A16
69	Instrument Panel Electrical Installation	2A20
70	Overhead Switch Panel Assembly	2A22
71	Annunciator Panel Assembly	2A24
72	Circuit Breaker Panel Assembly.....	2B2
73	Air Conditioning Electrical Installation.....	2B6
74	Battery Box Installation	2B8
75	Master Electrical Panel	2B10
76	Strobe Lights Installation.....	2B12
SECTION XII ELECTRONICS GROUP		
77	Emergency Locator Transmitter (ELT 110-4) Installation	2C2
78	Avionics Cooling Installation	2C4
79	Autopilot Installation	2C6
	Avionic Installation Drawings.....	2C17
SECTION XIII MISCELLANEOUS GROUP		
80	Placards Installation.....	2D2
	Piper Service and Optional Kits	2D5
NUMERICAL INDEX		2E1

**THE NEW PIPER AIRCRAFT, INC.
PA-32-301 FT
AIRPLANE PARTS CATALOG**

THIS PAGE INTENTIONALLY LEFT BLANK

THE NEW PIPER AIRCRAFT, INC.
PA-32-301 FT
AIRPLANE PARTS CATALOG

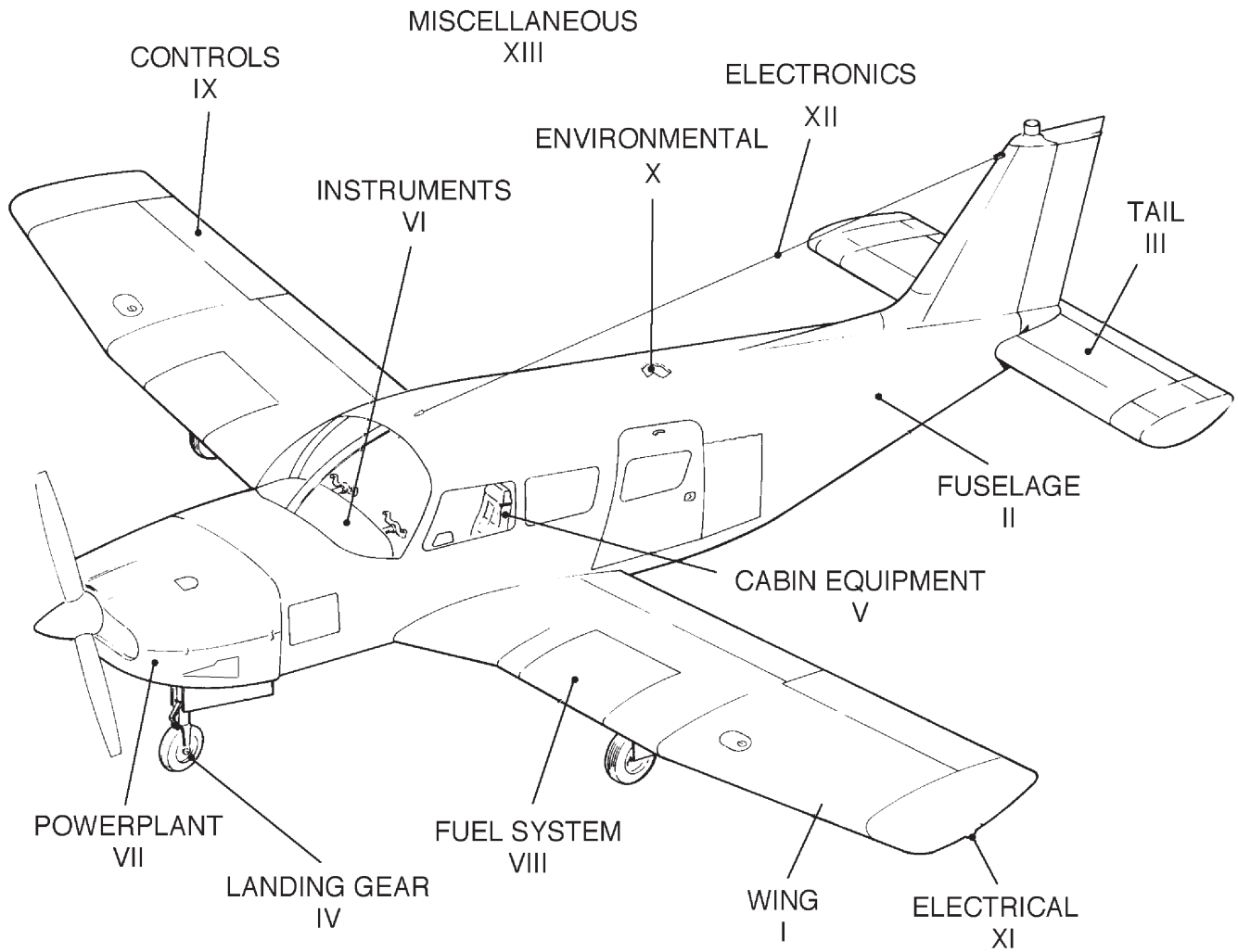


Figure 1. Complete Airplane

**THE NEW PIPER AIRCRAFT, INC.
PA-32-301 FT
AIRPLANE PARTS CATALOG**

SERVICE BULLETINS INCORPORATED

1139
1145

SERVICE LETTERS INCORPORATED

(These Service Bulletins and Letters show the base number and may have later revisions than shown, Ex: A, B, Etc. Always check for the latest revision)

**THE NEW PIPER AIRCRAFT, INC.
PA-32-301 FT
AIRPLANE PARTS CATALOG**

**SECTION I
WING GROUP**

Revised: June 10, 2004

THE NEW PIPER AIRCRAFT, INC.
PA-32-301 FT
AIRPLANE PARTS CATALOG

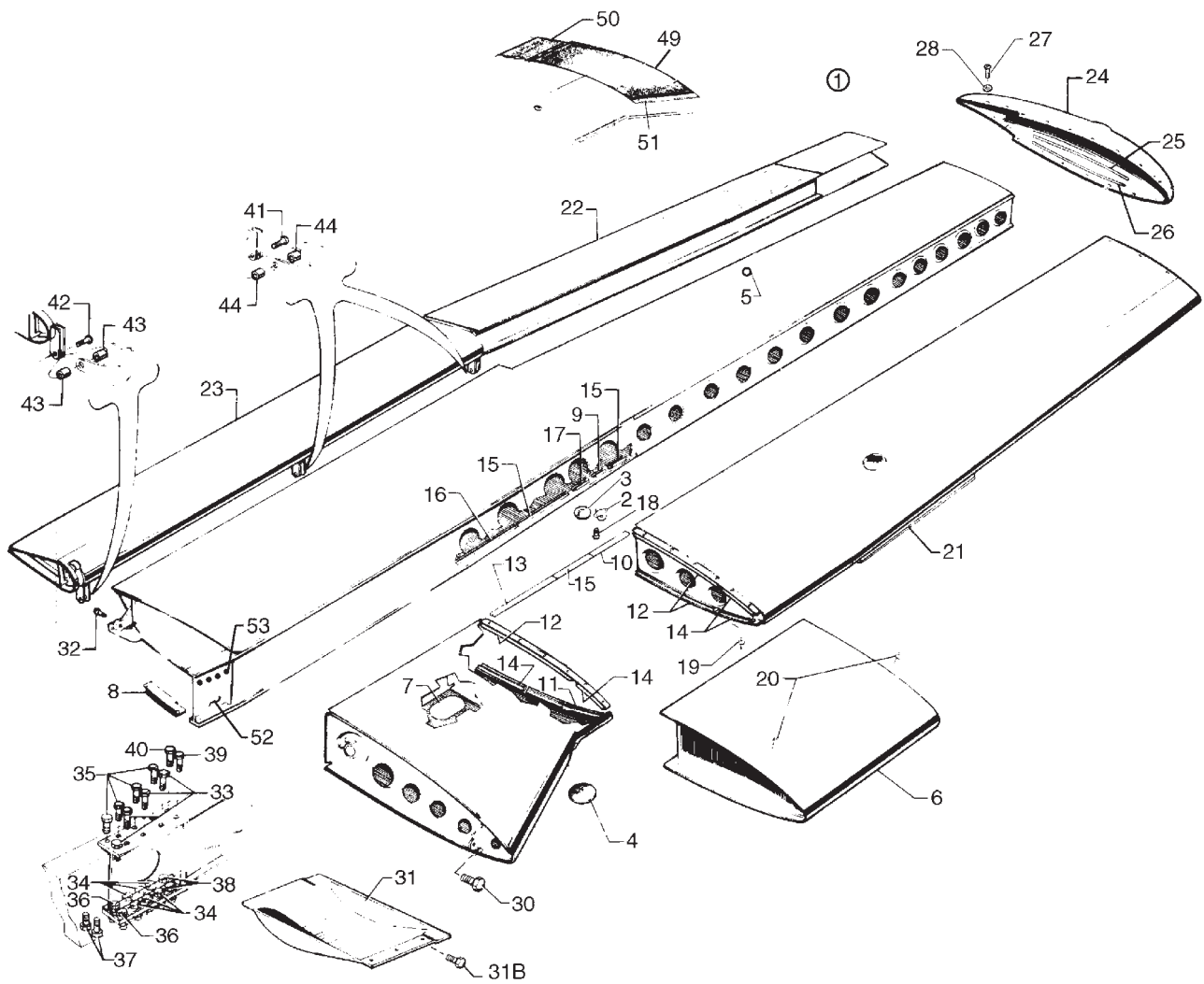


Figure 2. Wing Installation

THE NEW PIPER AIRCRAFT, INC.
PA-32-301 FT
AIRPLANE PARTS CATALOG

Figure and Index Number	Part Number	Nomenclature	No. Req.	Serial Numbers Affected
2	38550 (AC) 83363 (N)	DRAWING - Wing Installation DRAWING - Exterior Finish Details		
1	38550-008	WING ASSY - Left	1	
-1a	38550-009	WING ASSY - Right	1	
2	18457-000	* RING - Tie Down	1	
3	35725-002	* PAD - Jack	1	
-3a	415-314	* SCREW - (MS 27039-0819)	1	
4	38118-005	* COVER - Inspection	1	
5	453-966	* BUTTON - Plug (HS4848172-K2215)	1	
6	38488-002	* TANK ASSY - Fuel, Left (See Figure 54 for component parts)	1	
-6a	38488-003	* TANK ASSY - Fuel, Right (See Figure 54 for component parts)	1	
7	38572-002	* COVER - Inspection (Use 5 on left, 6 on right)	11	
8	67723-000	* PLATE ASSY - Aft Wing Access, Left	1	
-8a	67723-001	* PLATE ASSY - Aft Wing Access, Right	1	
9	66529-000	* GANG CHANNEL	1	
10	35630-016	* GANG CHANNEL	1	
11	96927-000	* GANG CHANNEL	1	
12	406-942	* GANG CHANNEL	2	
-12a	406-941	* GANG CHANNEL	1	
13	477-861	* GANG CHANNEL	1	
14	96926-000	* NUT ASSY	3	
-14a	463-422	* BUSHING	8	
15	38676-002	* GANG CHANNEL	3	
16	38565-002	* GANG CHANNEL	1	
17	406-935	* GANG CHANNEL	1	
18	410-049	* SCREW - (MS 24694-S62)	2	
19	410-010	* SCREW - (MS 24694-S14)	43	
20	410-240	* SCREW - (MS 24694-S5)	39	
21	98700-006	* STRIP - Stall	1	
-21a	67692-025	* STIFFENER	2	
-21b	62129-007	* STIFFENER	1	
-21c	62129-008	* STIFFENER	1	
22	38650-004	AILERON ASSY - Left (See Figure 5 for component parts)	1	
-22a	38650-005	AILERON ASSY - Right (See Figure 5 for component parts)	1	
23	65591-000	FLAP ASSY - Left (See Figure 6 for component parts)	1	
-23a	65590-001	FLAP ASSY - Right (See Figure 6 for component parts)	1	
24	85402-022	TIP ASSY - Left	1	
-24a	85402-023	TIP ASSY - Right	1	
25	35641-022	* STIFFENER - Wing Tip, Upper	1	
26	35641-023	* STIFFENER - Wing Tip, Lower	1	
27	410-054	SCREW - (MS 24694-C5) (Use 12 on top and 11 on bottom)	23	
28	494-101	WASHER (Use 12 on top and 11 on bottom)	23	
-29	603-349	U-NUT - (130008) (Use 12 on top and 11 on bottom)	23	
30	402-680	BOLT - (NAS 1104-17)	1	

- ITEM NOT ILLUSTRATED

When ordering, always specify Part Number, Description, and Serial Number of Aircraft

Revised: June 10, 2004

THE NEW PIPER AIRCRAFT, INC.
PA-32-301 FT
AIRPLANE PARTS CATALOG

Figure and Index Number	Part Number	Nomenclature	No. Req.	Serial Numbers Affected
2-				
-30a	407-565	WASHER - (AN 960-416) (under nut)	1	
-30b	407-585	WASHER - (AN 960- 416L) (under head)	1	
-30c	406-637	NUT - (MS 21045-4)	1	
31	63942-000	COVER - Wing Bolt, Left	1	
-31a	63942-001	COVER - Wing Bolt, Right	1	
31b	419-922	SCREW - #8 X 3/8 Truss Rec. Head Type A Sht Metal SST	3	
32	402-915	BOLT - (NAS 464P6LA6)	1	
-32a	407-587	WASHER - (AN 960-616L) (under head)	1	
-32b	407-567	WASHER - (AN 960-616)	AR	
-32c	407-587	WASHER - (AN 960- 616L)	AR	
-32d	404-532	NUT - (MS 21042-6)	1	
33	402-908	BOLT - (NAS 464P6LA16)	4	
-33a	407-567	WASHER - (AN 960-616) (SEE NOTE 1)	8	
-33b	404-532	NUT - (MS 21042-6)	4	
34	402-910	BOLT - (NAS 464P6LA20)	6	
-34a	407-567	WASHER - (AN 960-616) (Under Nut)	6	
-34b	407-587	WASHER - (AN 960-616L) (Under Head)	6	
-34c	404-532	NUT - (MS 21042-6)	6	
35	402-906	BOLT- (NAS 464P6LA14)	4	
-35a	407-567	WASHER - (AN 960-616) (Under Head)	4	
-35b	494-228	WASHER - (K19301-6) (Under Nut)	4	
-35c	406-527	NUT - (H19300-6)	4	
-36	402-911	BOLT - (NAS 464P6LA21)	2	
-36a	402-587	WASHER - (AN 960-616L) (Under Head)	2	
-36b	96352-003	WASHER - (Under Nut)	2	
-36c	404-532	NUT - (MS 21042-6)	2	
37	402-904	BOLT - (NAS 464P5LA21)	2	
-37a	407-586	WASHER - (AN 960-516L) (Under Head)	2	
-37b	96352-002	WASHER - (Under Nut)	2	
-37c	404-531	NUT - (MS 21042-5)	2	
38	402-903	BOLT - (NAS 464P5LA20)	2	
-38a	407-586	WASHER - (AN 960-516L) (Under Head)	2	
-38b	407-566	WASHER - (AN 960-516) (Under Nut)	2	
-38c	404-531	NUT - (MS 21042-5)	2	
39	402-909	BOLT - (NAS 464P6LA17)	1	
-39a	407-567	WASHER - (AN 960-616)	2	
-39b	404-532	NUT - (MS 21042-6)	1	
40	402-907	BOLT - (NAS 464P6 LA15)	1	
-40a	407-587	WASHER - (AN 960-616L) (Under Head)	1	
-40b	494-228	WASHER - (K19301-6) (Under Nut)	1	
-40c	406-527	NUT - (H19300-6)	1	
41	401-270	BOLT- (AN 3-11A)	2	
-41a	407-564	WASHER - (AN 960-10)	2	
-41b	404-526	NUT - (MS21042-3)	2	
42	400-444	BOLT - (AN 3-13A)	1	
-42a	407-564	WASHER - (AN 960-10)	1	
-42b	404-526	NUT - (MS21042-3)	1	
43	63900-020	BUSHING - Flap Hinge, Inboard	2	
44	63900-019	BUSHING - Flap Hinge, Center and Outboard	4	
-45	65773-000	MOLDING	1	
-46	65721-000	SEAL	2	
-47	400-441	BOLT - (AN 3-7A)	2	
-47a	407-800	WASHER - (AN 970-3)	2	
-47b	407-564	WASHER - (AN 960-10)	4	

- ITEM NOT ILLUSTRATED

When ordering, always specify Part Number, Description, and Serial Number of Aircraft

**THE NEW PIPER AIRCRAFT, INC.
PA-32-301 FT
AIRPLANE PARTS CATALOG**

Figure and Index Number	Part Number	Nomenclature	No. Req.	Serial Numbers Affected
2-				
-47c	404-526	NUT - (MS21042-3)	2	
-48	477-672	U-NUT	2	
49	79174-005	WINGWALK	1	
50	79175-004	WINGWALK	1	
51	69736-002	RETAINER - Wingwalk	1	
-51a	522-874	RIVET - (NAS 1739B4-4)	7	
52	85289-002	COVER	1	
-52a	85289-003	COVER	1	
53	419-921	SCREW - 8 x 3/8 Type A Rod Hd	4	

NOTES:

1. Use (4) each under head and nut. In addition to each (AN960-616) washer specified under nut, it is permissible to install (1) additional (AN960-616L) washer or (1) additional (AN960-616) washer to accommodate manufacturing tolerances.

- ITEM NOT ILLUSTRATED

When ordering, always specify Part Number, Description, and Serial Number of Aircraft

Revised: June 10, 2004

THE NEW PIPER AIRCRAFT, INC.
PA-32-301 FT
AIRPLANE PARTS CATALOG

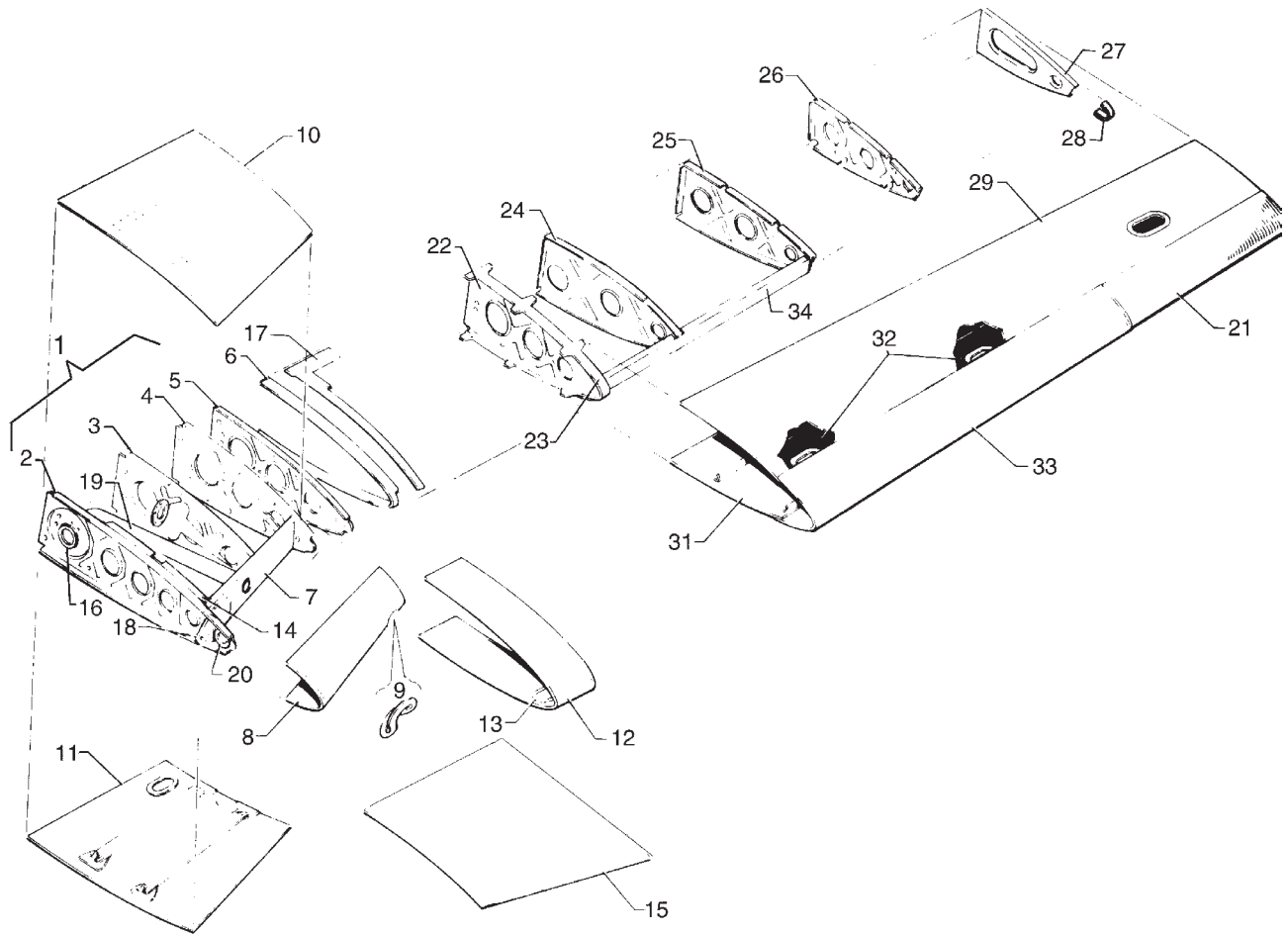


Figure 3. Wing Leading Edge Assembly

THE NEW PIPER AIRCRAFT, INC.
PA-32-301 FT
AIRPLANE PARTS CATALOG

Figure and Index Number	Part Number	Nomenclature	No. Req.	Serial Numbers Affected
3	38550 (AC)	DRAWING - Wing Installation		
1	38550-008	LEADING EDGE ASSY - Wing Inboard, Left	RF	
-1a	38550-009	LEADING EDGE ASSY - Wing Inboard, Right	RF	
2	95639-004	* RIB - Wing Nose, Root, Left	1	
-2a	95639-005	* RIB - Wing Nose, Root, Right	1	
3	38549-002	* RIB ASSY - Wing Nose, Sta. 36.92, Left	1	
-3a	38549-003	* RIB ASSY - Wing Nose, Sta. 36.92, Right	1	
4	38520-002	* RIB - Wing Nose, Sta. 49.25, Left	1	
-4a	38520-003	* RIB - Wing Nose, Sta. 49.25, Right	1	
5	38497-002	* RIB - Wing Nose, Sta. 57.00, Left	1	
-5a	38497-003	* RIB - Wing Nose, Sta. 57.00, Right	1	
6	62091-002	** STRAP - Fuel Tank Attachment	1	
7	66623-000	* SPAR - Leading Edge, Inboard, Left	1	
-7a	66623-001	* SPAR - Leading Edge, Inboard, Right	1	
8	62085-002	* SKIN - Leading Edge, Left	1	
-8a	62085-003	* SKIN - Leading Edge, Right	1	
9	68111-000	* DOUBLER - Air Inlet	1	
-9a	68110-000	* SCREEN	1	
10	38564-002	* SKIN ASSY - Top Inboard Root, Left	1	
11	38568-002	* SKIN ASSY - Bottom Inboard Root, Left	1	
-11a	38568-003	* SKIN ASSY - Bottom Inboard Root, Right	1	
12	38118-006	* SKIN ASSY - Inboard Wing	1	
13	38118-003	** DOUBLER ASSY - Leading Edge Wing	1	
14	38211-000	* RIB - Half, Wing Root, Left	1	
-14a	38211-001	* RIB - Half, Wing Root, Right	1	
15	62061-005	* SKIN - Fwd Top Inboard	1	
16	66621-000	* DOUBLER - Forward Spar	1	
17	96844-003	* SPACER - Wing Rib, Sta. 57.00	1	
18	66761-002	* FITTING ASSY - Forward Spar, Left	1	
-18a	66761-003	* FITTING ASSY - Forward Spar, Right	1	
19	66620-000	* TUBE ASSY - Air Duct	1	
20	68119-000	* GASKET - Air Duct	2	
21	38523-004	* SKIN - Forward, Left	1	
-21a	38523-003	* SKIN - Forward, Right	1	
22	38496-009	* RIB ASSY - Wing nose, Sta. 106.19, Left	1	
-22a	38496-010	* RIB ASSY - Wing nose, Sta. 106.19, Right	1	
23	35733-004	** STRAP - Fuel tank attachment, Left	1	
-23a	35733-005	** STRAP - Fuel tank attachment, Right	1	
24	38484-004	* RIB - Wing Nose, Sta. 117.50, Left	1	
-24a	38484-005	* RIB - Wing Nose, Sta. 117.50, Right	1	
-24b	38540-004	* FUEL CELL PROTECTION - Left	1	
-24c	38540-003	* FUEL CELL PROTECTION - Right	1	
25	38483-002	* RIB - Wing Nose, Sta. 148.60, Left	1	
-25a	38483-003	* RIB - Wing Nose, Sta. 148.60, Right	1	
26	35166-000	* RIB - Wing Nose, Sta. 174, Left	1	
-26a	35166-001	* RIB - Wing Nose, Sta. 174, Right	1	
27	86545-002	* RIB ASSY - Wing Nose, Sta. 206.70, Left	1	
-27a	86545-003	* RIB ASSY - Wing Nose, Sta. 206.70, Right	1	
28	86545-006	** STRAP - Skin Attachment, Sta. 206.70, Left	1	
-28a	86545-007	** STRAP - Skin Attachment, Sta. 206.70, Right	1	
29	38528-006	* SKIN - Fwd, Top, Left	2	
-30	38528-003	* SKIN - Fwd, Top, Right		
31	38528-004	* SKIN ASSY - Fwd, Bottom, Left	1	
-31a	38528-005	* SKIN ASSY - Fwd, Bottom, Right	1	

- ITEM NOT ILLUSTRATED

When ordering, always specify Part Number, Description, and Serial Number of Aircraft

Revised: June 10, 2004

**THE NEW PIPER AIRCRAFT, INC.
PA-32-301 FT
AIRPLANE PARTS CATALOG**

Figure and Index Number	Part Number	Nomenclature	No. Req.	Serial Numbers Affected
3-				
32	38571-002	* * DOUBLER - Cover Plate Attachment	2	
33	38526-002	* SKIN - Forward, Left	1	
-33a	38526-003	* SKIN - Forward, Right	1	
34	38502-002	* SPAR - Leading Edge, Sta. 106.19 to Sta. 148.60, Left	1	
-34a	38502-003	* SPAR - Leading Edge, Sta. 106.19 to Sta. 148.60, Right	1	
-35	406-412	* NUT - (C10163-8A1)	4	
-36	603-333	* U-NUT - (A1789-8Z1)	1	
-37	519-851	* SCREW - (MS 24622-30)	5	
-38	414-761	* SCREW - (MS 24693-S48)	48	
-39	415-499	* SCREW - (MS 35206-243)	8	

- ITEM NOT ILLUSTRATED

When ordering, always specify Part Number, Description, and Serial Number of Aircraft

Revised: June 10, 2004

**THE NEW PIPER AIRCRAFT, INC.
PA-32-301 FT
AIRPLANE PARTS CATALOG**

THIS PAGE INTENTIONALLY LEFT BLANK

THE NEW PIPER AIRCRAFT, INC.
PA-32-301 FT
AIRPLANE PARTS CATALOG

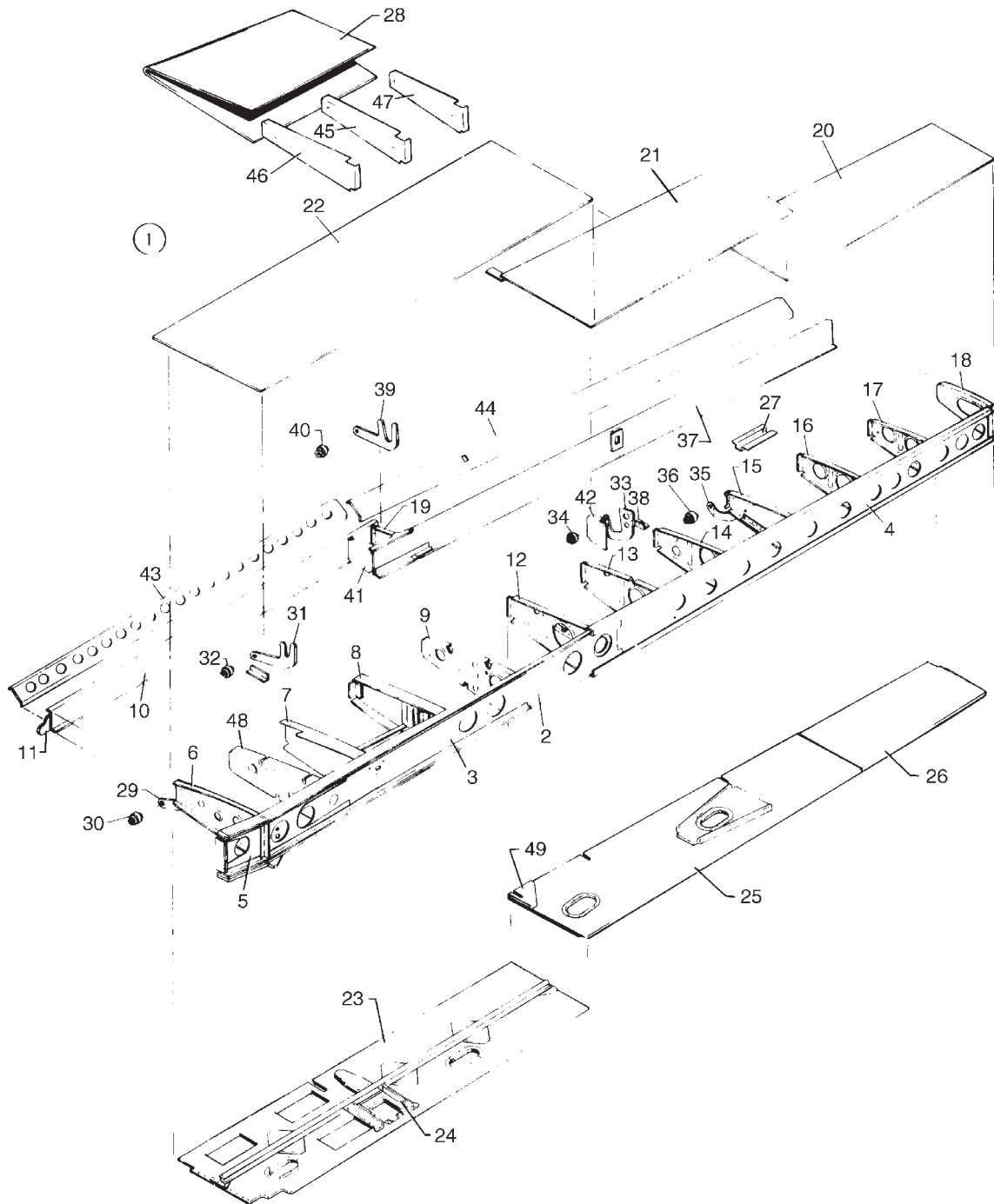


Figure 4. Wing Trailing Edge Assembly

Revised: June 10, 2004

THE NEW PIPER AIRCRAFT, INC.
PA-32-301 FT
AIRPLANE PARTS CATALOG

Figure and Index Number	Part Number	Nomenclature	No. Req.	Serial Numbers Affected
4	38550 (AC)	DRAWING - Wing Installation		
1	38550-008	WING ASSY - Wing Aft Section, Left	RF	
-1a	38550-009	WING ASSY - Wing Aft Section, Right	RF	
2	38493-004	* SPAR ASSY - Wing Main, Left	1	
-2a	38493-005	* SPAR ASSY - Wing Main, Right	1	
3	38499-004	** SPAR ASSY - Main Inboard, Left	1	
-3a	38499-005	** SPAR ASSY - Main Inboard, Right	1	
4	35168-012	** SPAR ASSY - Main Outboard, Left	1	
-4a	35168-013	** SPAR ASSY - Main Outboard, Right	1	
5	38574-003	** DOUBLER ASSY - Main Spar Root, Forward and Aft	2	
6	38505-002	* RIB - Aft, Sta. 24.24, Left	1	
-6a	38505-003	* RIB - Aft, Sta. 24.24, Right	1	
7	38514-002	* RIB - Aft, Sta. 49.25, Left	1	
-7a	38514-003	* RIB - Aft, Sta. 49.25, Right	1	
8	38503-002	* RIB - Aft, Sta. 64.59, Left	1	
-8a	38503-003	* RIB - Aft, Sta. 64.59, Right	1	
9	38515-002	* RIB - Aft, Sta. 86.03, Left	1	
-9a	38515-003	* RIB - Aft, Sta. 86.03, Right	1	
10	35174-000	* SPAR ASSY - Wing Aft, Inboard, Left	1	
-10a	35174-001	* SPAR ASSY - Wing Aft, Inboard, Right	1	
11	66762-000	** PLATE - Aft Spar	1	
12	38510-002	* RIB - Aft, Sta. 106.19, Left	1	
-12a	38510-003	* RIB - Aft, Sta. 106.19, Right	1	
13	38511-002	* RIB - Aft, Sta. 123.15, Left	1	
-13a	38511-003	* RIB - Aft, Sta. 123.15, Right	1	
14	38509-002	* RIB - Aft, Sta. 140.09, Left	1	
-14a	38509-003	* RIB - Aft, Sta. 140.09, Right	1	
15	86532-004	* RIB ASSY - Aft, Sta. 157.00, Left	1	
-15a	86532-005	* RIB ASSY - Aft, Sta. 157.00, Right	1	
16	86533-002	* RIB - Aft, Sta. 174.00, Left	1	
-16a	86533-003	* RIB - Aft, Sta. 174.00, Right	1	
17	86534-002	* RIB - Aft, Sta. 190.90, Left	1	
-17a	86534-003	* RIB - Aft, Sta. 190.90, Right	1	
18	86535-002	* RIB - Aft, Sta. 206.70, Left	1	
-18a	86535-003	* RIB - Aft, Sta. 206.70, Right	1	
19	86541-002	* RIB - Aft, Sta. 106.19, Left	1	
-19a	86541-003	* RIB - Aft, Sta. 106.19, Right	1	
20	86561-010	* SKIN ASSY - Outboard, Top, Left	1	
-20a	86561-011	* SKIN ASSY - Outboard, Top, Right	1	
21	86561-014	* SKIN ASSY - Center, Top, Left	1	
-21a	86561-015	* SKIN ASSY - Center, Top, Right	1	
22	38590-002	* SKIN ASSY - Aft, Top, Inboard, Left	1	
-22a	38591-002	* SKIN ASSY - Aft, Top, Inboard, Right	1	
23	38589-002	* SKIN ASSY - Aft, Bottom, Inboard, Left	1	
-23a	38589-003	* SKIN ASSY - Aft, Bottom, Inboard, Right	1	
24	65690-000	** DOUBLER - Fairing Plate, Left	1	
-24a	65690-001	** DOUBLER - Fairing Plate, Right	1	
25	38581-006	* SKIN ASSY - Aft, Bottom, Sta. 106.19 to	1	
-25a	38581-007	* SKIN ASSY - Aft, Bottom, Sta. 106.19 to	1	
26	38581-010	* SKIN - Aft, Bottom, Sta. 174.00 to Sta. 206.70, Left	1	
-26a	38581-011	* SKIN - Aft, Bottom, Sta. 174.00 to Sta. 206.70, Right	1	
27	38663-002	* BRACKET - Aileron Bellcrank	1	
28	38649-002	* SKIN - Trailing Edge, Outboard, Left	1	
-28a	38649-003	* SKIN - Trailing Edge, Outboard, Right	1	

- ITEM NOT ILLUSTRATED

When ordering, always specify Part Number, Description, and Serial Number of Aircraft

Revised: June 10, 2004

THE NEW PIPER AIRCRAFT, INC.
PA-32-301 FT
AIRPLANE PARTS CATALOG

Figure and Index Number	Part Number	Nomenclature	No. Req.	Serial Numbers Affected
4-				
29	65898-016	* SUPPORT ASSY - Flap, Inboard, Left	1	
-29a	65898-017	* SUPPORT ASSY - Flap, Inboard, Right	1	
30	452-387	** BEARING - (KP3A)	1	
31	65898-007	* SUPPORT ASSY - Flap, Center	1	
32	452-387	** BEARING - (KP3A)	1	
33	86555-002	* HINGE FITTING - Aileron, Left	1	
-33a	86555-003	* HINGE FITTING - Aileron, Right	1	
34	452-387	** BEARING	1	
35	86556-002	* HINGE FITTING - Aileron, Left	1	
-35a	86556-003	* HINGE FITTING - Aileron, Right	1	
36	452-387	** BEARING	1	
37	86544-002	* SPAR ASSY - Wing Aft, Outboard, Left	1	
-37a	86544 003	* SPAR ASSY - Wing Aft, Outboard, Right	1	
38	35404-000	* ANGLE - Aileron Hinge, Left	1	
-38a	35404-001	* ANGLE - Aileron Hinge, Right	1	
39	35425-000	* HINGE ASSY - Flap, Outboard	1	
40	452-544	** BEARING - (MS 20201-KP3A)	1	
41	86543-002	* RIB - Aft, Sta. 101.39, Left	1	
-41a	86543-003	* RIB - Aft, Sta. 101.39, Right	1	
42	86540-002	* DOUBLER - Aileron Hinge, Left	1	
-42a	86540-003	* DOUBLER - Aileron Hinge, Right	1	
43	62129-004	* STIFFENER - Left, Outboard	1	
-43a	62129-003	* STIFFENER - Right, Outboard	1	
44	86573-004	* CUFF - Aft Spar, Outboard, Left	1	
-44a	86573-005	* CUFF - Aft Spar, Outboard, Right	1	
45	38656-002	* RIB - Aft, Sta. 190.90, Rear Left	1	
-45a	38656-003	* RIB - Aft, Sta. 190.90, Rear Right	1	
46	38652-002	* RIB - Aft, Sta. 174.00, Rear Left	1	
-46a	38652-003	* RIB - Aft, Sta. 174.00, Rear Right	1	
47	38653-002	* RIB - Aft, Sta. 206.70, Rear Left	1	
-47a	38653-003	* RIB - Aft, Sta. 206.70, Rear Right	1	
48	38504-005	* RIB - Aft, Sta. 36.92, Left	1	
-48a	38504-004	* RIB - Aft, Sta. 36.92, Right	1	
49	35337-002	DOUBLER - Wing	1	

- ITEM NOT ILLUSTRATED

When ordering, always specify Part Number, Description, and Serial Number of Aircraft

**THE NEW PIPER AIRCRAFT, INC.
PA-32-301 FT
AIRPLANE PARTS CATALOG**

THIS PAGE INTENTIONALLY LEFT BLANK

THE NEW PIPER AIRCRAFT, INC.
PA-32-301 FT
AIRPLANE PARTS CATALOG

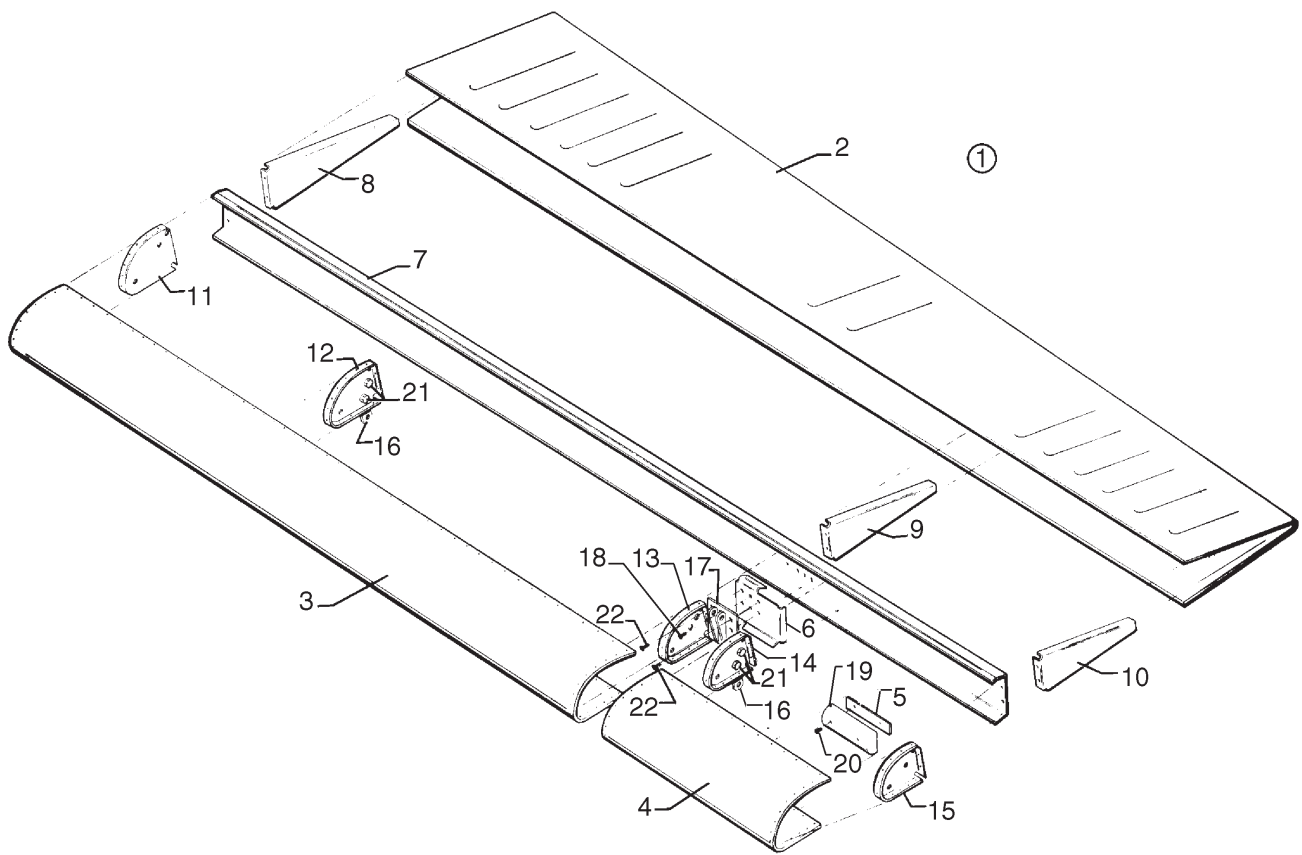


Figure 5. Aileron Assembly

THE NEW PIPER AIRCRAFT, INC.
PA-32-301 FT
AIRPLANE PARTS CATALOG

Figure and Index Number	Part Number	Nomenclature	No. Req.	Serial Numbers Affected
5	38550 (AC)	DRAWING - Wing Installation		
1	38650-004	AILERON ASSY - Left	RF	
-1a	38650-005	AILERON ASSY - Right	RF	
2	38647-002	* SKIN - Aileron, Aft, Left	1	
-2a	38647-003	* SKIN - Aileron, Aft, Right	1	
3	86562-008	* SKIN - Aileron, Leading Edge, Inboard, Left	1	
-3a	86562-009	* SKIN - Aileron, Leading Edge, Inboard, Right	1	
4	38648-004	* SKIN - Aileron, Leading Edge, Outboard, Left	1	
-4a	38648-005	* SKIN - Aileron, Leading Edge, Outboard, Right	1	
5	37280-005	* RETAINER ASSY - Balance Weight	1	
6	38661-002	* DOUBLER - Aileron, Left	1	
-6a	38661-003	* DOUBLER - Aileron, Right	1	
7	38646-002	* SPAR - Aileron, Left	1	
-7a	38646-003	* SPAR - Aileron, Right	1	
8	35640-008	* RIB - Aileron, Inboard, Left	1	
-8a	35640-009	* RIB - Aileron, Inboard, Right	1	
9	35640-010	* RIB - Aileron, Center, Left	1	
-9a	35640-011	* RIB - Aileron, Center, Right	1	
10	38644-002	* RIB - Aileron, Outboard, Left	1	
-10a	38644-003	* RIB - Aileron, Outboard, Right	1	
11	86395-002	* RIB - Aileron, Nose, Inboard, Left	1	
-11a	86395-003	* RIB - Aileron, Nose, Inboard, Right	1	
12	86396-002	* RIB ASSY - Aileron, Nose, Center, Left	1	
-12a	86396-003	* RIB ASSY - Aileron, Nose, Center, Right	1	
13	86397-004	* RIB - Aileron, Nose, Center, Left	1	
-13a	86397-005	* RIB - Aileron, Nose, Center, Right	1	
14	86398-002	* RIB ASSY - Aileron, Nose, Center, Left	1	
-14a	86398-003	* RIB ASSY - Aileron, Nose, Center, Right	1	
15	38645-002	* RIB - Aileron, Nose, Outboard, Left	1	
-15a	38645-003	* RIB - Aileron, Nose, Outboard, Right	1	
16	86392-002	* FITTING - Aileron Hinge, Left	2	
-16a	86392-003	* FITTING - Aileron Hinge, Right	2	
17	38660-002	* FITTING - Aileron Pushrod Attachment, Left	1	
-17a	38660-003	* FITTING - Aileron Pushrod Attachment, Right	1	
18	410-039	* SCREW - (MS 24694-S51)	2	
19	37281-002	* WEIGHT - Aileron Nose	1	
20	415-628	* SCREW - (MS 35206-328)	2	
21	401-266	* BOLT- (AN 3-5A)	2	
-21a	407-564	* WASHER - (AN 960-10)	2	
-21b	404-526	* NUT - (MS21042-3)	2	
22	401-266	* BOLT- (AN 3-5A)	2	
-22a	407-564	* WASHER - (AN 960-10)	2	
-22b	406-816	* ANCHOR NUT - (NAS 687-A3)	2	

- ITEM NOT ILLUSTRATED

When ordering, always specify Part Number, Description, and Serial Number of Aircraft

Revised: June 10, 2004

THE NEW PIPER AIRCRAFT, INC.
PA-32-301 FT
AIRPLANE PARTS CATALOG

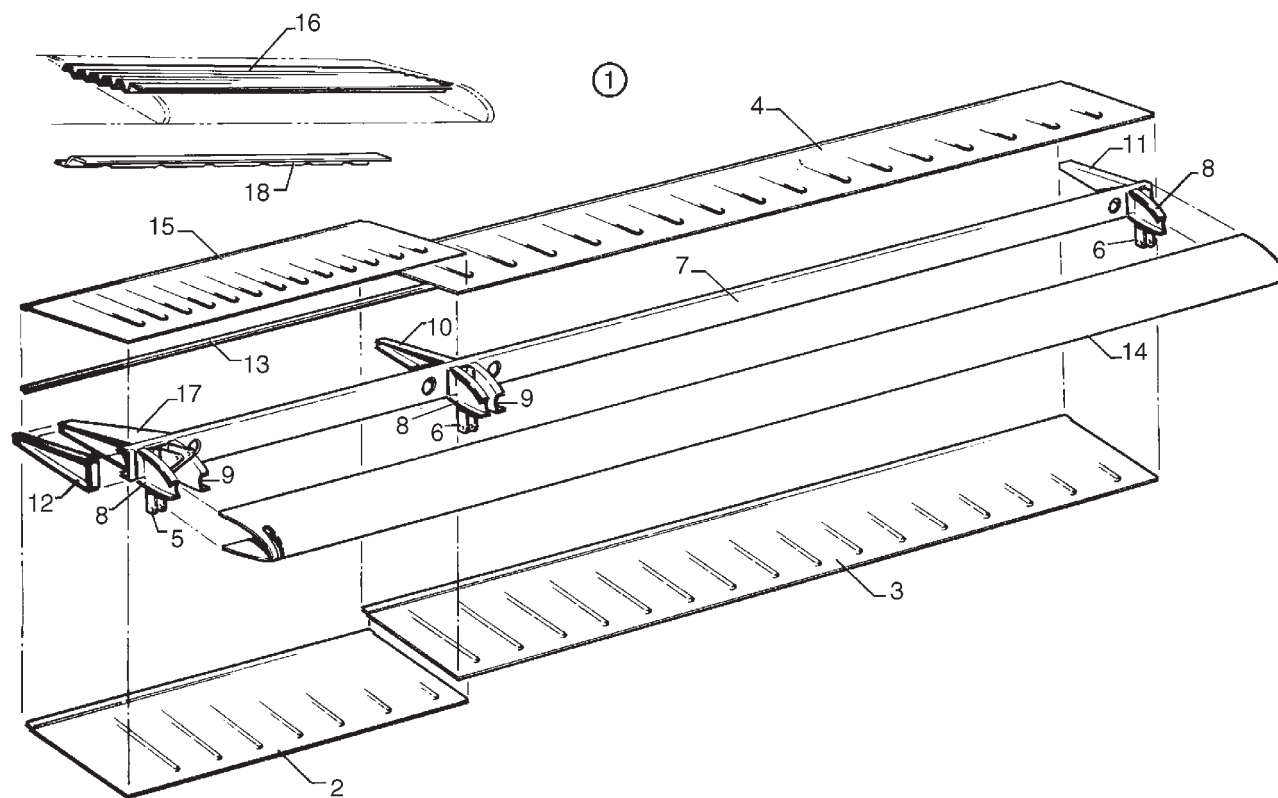


Figure 6. Flap Assembly

THE NEW PIPER AIRCRAFT, INC.
PA-32-301 FT
AIRPLANE PARTS CATALOG

Figure and Index Number	Part Number	Nomenclature	No. Req.	Serial Numbers Affected
6	38550 (AC)	DRAWING - Wing Installation		
1	65591-000	FLAP ASSY - Left	RF	
-1a	65590-001	FLAP ASSY - Right	RF	
2	65592-000	* SKIN - Flap, Bottom, Left, Inboard	1	
-2a	65592-001	* SKIN - Flap, Bottom, Right, Inboard	1	
3	65588-000	* SKIN - Flap, Bottom, Left and Right, Outboard	1	
4	65589-000	* SKIN - Flap, Top, Left and Right, Outboard	1	
5	62324-000	* HINGE - Flap, Inboard, Left	1	
-5a	62324-001	* HINGE - Flap, Inboard, Right	1	
-5b	85195-005	* FAIRING - Flap Bracket	1	
6	65899-000	* BRACKET - Flap Hinge, Center and Outboard	2	
-6a	85195-004	* FAIRING - Flap Bracket	1	
7	62327-000	* SPAR - Flap	2	
8	62328-000	* RIB - Left Flap	3	
-8a	62328-001	* RIB - Right Flap	3	
9	62328-001	* RIB - Left Flap	2	
-9a	62328-000	* RIB - Right Flap	2	
10	62332-002	* RIB - Flap, Left, Wing, Sta. 49	1	
-10a	62332-000	* RIB - Flap, Right, Wing, Sta. 49	1	
11	62330-000	* RIB - Flap, Left	1	
-11a	62330-001	* RIB - Flap, Right	1	
12	62331-000	* RIB - Flap, Left, Inboard	1	
-12a	62331-001	* RIB - Flap, Right, Inboard	1	
13	62320-003	* STRIP - Flap	1	
14	65586-004	* SKIN - Flap, Left, Nose	1	
-14a	65586-005	* SKIN - Flap, Right, Nose	1	
15	65587-000	* SKIN - Flap, Top, Left, Inboard	1	
-15a	65594-001	* SKIN - Flap, Top, Right, Inboard	1	
16	65593-001	* CORRUGATION - Flap, Top, Right, Inboard	1	
17	62336-000	* DOUBLER ASSY - Left	1	
-17a	62336-001	* DOUBLER ASSY - Right	1	
18	65595-001	* ZEE - Flap, Inboard, Right	1	

- ITEM NOT ILLUSTRATED

When ordering, always specify Part Number, Description, and Serial Number of Aircraft

Revised: June 10, 2004

**THE NEW PIPER AIRCRAFT, INC.
PA-32-301 FT
AIRPLANE PARTS CATALOG**

**GRIDS 1B8 THRU 1B10
INTENTIONALLY BLANK**

**THE NEW PIPER AIRCRAFT, INC.
PA-32-301 FT
AIRPLANE PARTS CATALOG**

**SECTION II
FUSELAGE GROUP**

Revised: June 10, 2004

THE NEW PIPER AIRCRAFT, INC.
PA-32-301 FT
AIRPLANE PARTS CATALOG

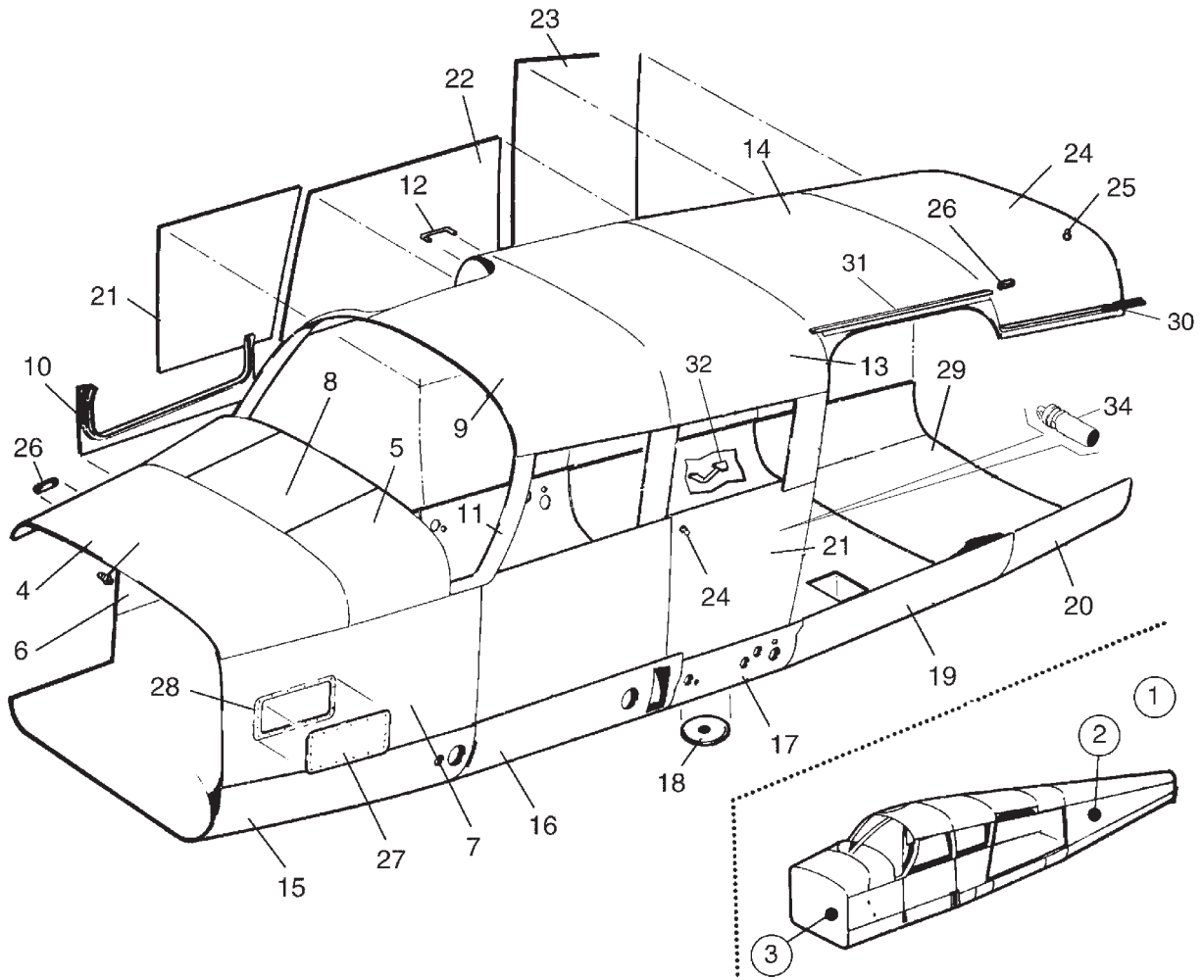


Figure 7. Fuselage Assembly - Complete

THE NEW PIPER AIRCRAFT, INC.
PA-32-301 FT
AIRPLANE PARTS CATALOG

Figure and Index Number	Part Number	Nomenclature	No. Req.	Serial Numbers Affected
7	85517 (CJ)	DRAWING - Fuselage Assy		
	37846 (NEW)	DRAWING - Step Installation		
	100801 (D)	DRAWING - Fire Extinguisher Installation		
	69881 (F)	DRAWING - Gutter Installation		
1	85517-005	FUSELAGE ASSY	1	3232001 thru 3232013
1	85517-010	FUSELAGE ASSY	1	3232014 and up
2	99466-025	* FUSELAGE ASSY - Aft Section (See Figure 13 for component parts)	1	
3	69466-009	* FIREWALL ASSY (See Figure 8 for component parts)	1	
4	69908-000	* SKIN - Top Front	1	
5	69895-007	* SKIN - Top Left	1	3232001 thru 3232013
-5a	69895-006	* SKIN - Top Right	1	3232001 thru 3232013
6	79563-006	* SKIN - Right Side	1	
7	38229-000	* SKIN - Left Front	1	
8	101757-003	* SKIN - Cowl Deck	1	3232014 and up
8	85362-010	* COVER - Cowl Deck	1	3232001 thru 3232013
9	69899-002	* SKIN - Top Front	1	
10	79547-000	* LOWER PAN ASSY - Upper Cockpit (See Figure 9 for component parts)	1	
11	76255-006	* SKIN - Left Side, Window Trim	1	
12	481-772	* HANDLE	1	
13	69902-000	* SKIN - Top	1	
14	69903-000	* SKIN - Top	1	
15	69906-000	* SKIN - Bottom	1	
16	69905-000	* SKIN - Bottom	1	
17	38608-002	* SKIN - Bottom	1	
18	65072-000	* COVER ASSY - Access Door	1	
19	69898-000	* SKIN - Bottom	1	
20	68602-000	* SKIN - Bottom, Left	1	
-20a	68602-001	* SKIN - Bottom, Right	1	
21	85286-002	* SKIN - Left Side, Fuselage and Cockpit	1	
-21a	85286-003	* SKIN - Right Side	1	
22	85286-006	* SKIN	1	
23	85286-007	* SKIN	1	
24	69904-000	* SKIN - Top	1	
25	690-727	* STUD - (AN 227-22)	2	
26	37939-003	* COVER ASSY - Baggage Switch	2	
27	38046-002	* COVER - Access	1	
28	38046-000	* DOUBLER - Access Cover	1	
29	69897-003	* SKIN	1	
30	69881-002	GUTTER - Cargo Door	1	
31	69881-003	GUTTER - Cargo Door	1	
-31a	415-518	SCREW - (MS 35206-228)	2	
-31b	406-848	RIVNUT - (A6K-75)	2	
32	68014-000	STEP ASSY	1	
-32a	400-002	BOLT - (AN 4-5A)	4	
-32b	407-585	WASHER - (AN 960-416L)	4	
-32c	404-888	NUT - (MS 20365-428C)	2	
-33	100632-002	FIRE EXTINGUISHER ASSY	1	
34	459-887	* FIRE EXTINGUISHER - (RT-A600)	1	

- ITEM NOT ILLUSTRATED

When ordering, always specify Part Number, Description, and Serial Number of Aircraft

Revised: June 10, 2004

THE NEW PIPER AIRCRAFT, INC.
PA-32-301 FT
AIRPLANE PARTS CATALOG

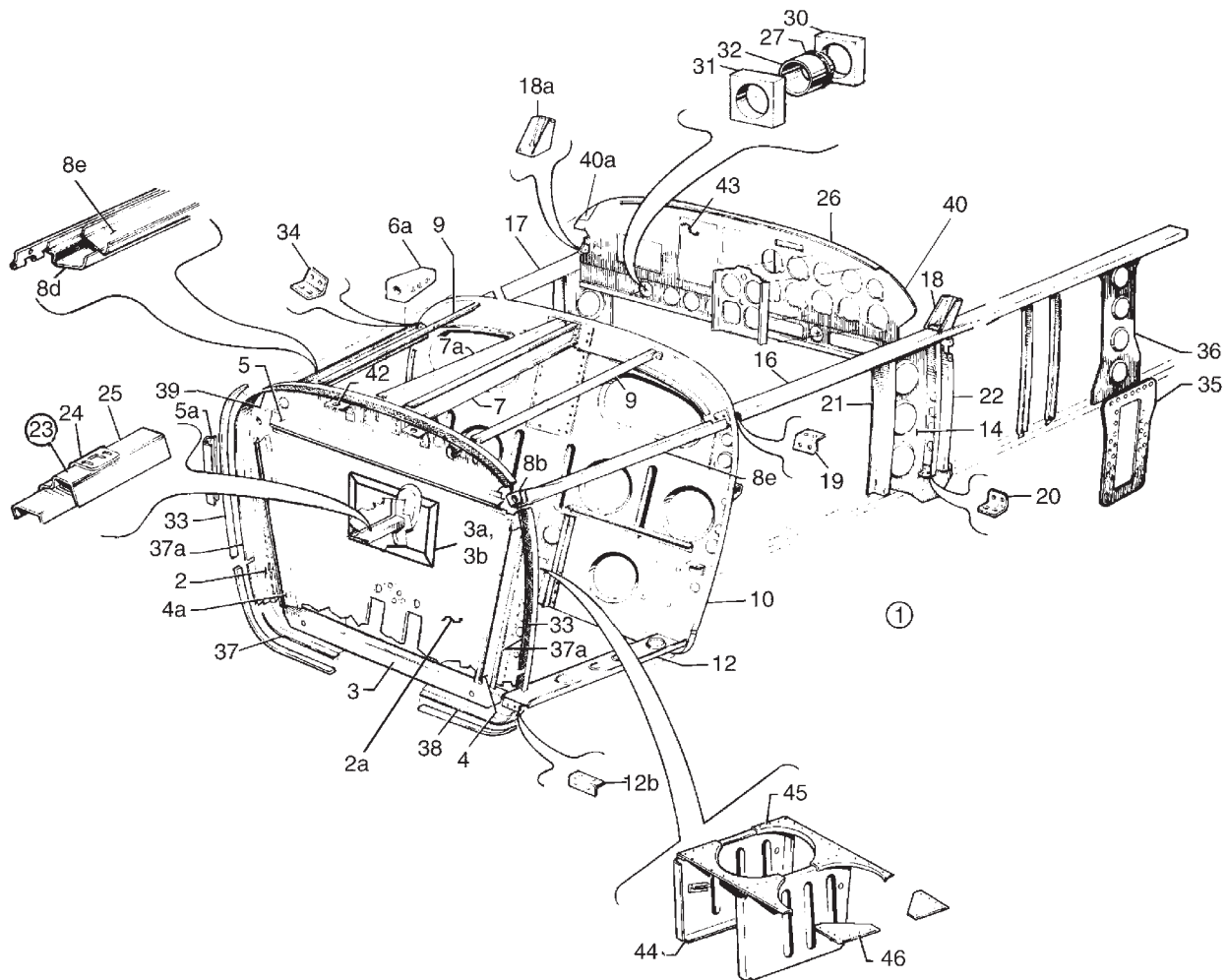


Figure 8. Fuselage Upper Forward Cockpit Assembly

THE NEW PIPER AIRCRAFT, INC.
PA-32-301 FT
AIRPLANE PARTS CATALOG

Figure and Index Number	Part Number	Nomenclature	No. Req.	Serial Numbers Affected
8	85517 (CJ) 68150 (T)	DRAWING - Fuselage Assy DRAWING - Compartment Instl - Forward Baggage		
1	85517-005	FUSELAGE ASSY	RF	3232001 thru 3232013
1	85517-010	FUSELAGE ASSY	RF	3232014 and up
2	69466-009	* FIREWALL ASSY - Upper Cockpit	1	
2a	69465-008	** WEB	1	
3	68216-000	** CHANNEL - Firewall	1	
3a	100566-003	** ACCESS PANEL - Firewall	1	
3b	38744-002	** GASKET	1	
-3c	506-525	** NUTPLATE - (MS 21059-L3K)	26	
-3d	690-612	** WASHER - (NAS 1149F0363P)	34	
-3e	100722-002	** STIFFENER	2	
4	68214-000	** CHANNEL - Hat, Firewall, Left	1	
4a	68214-001	** CHANNEL - Hat, Firewall, Right	1	
5	100766-002	** CHANNEL - Hat, Firewall, Upper	1	
5a	68217-000	** JAMB - Firewall	1	
-5b	38145-000	** VALVE ASSY - Defroster	1	
-5c	38145-006	** GASKET	1	
-5d	486-230	** SCREW - (MS 24621-29)	4	
-5e	690-616	** WASHER - (NAS 1149FN832P)	4	
-5f	404-529	** NUT - (MS 20364-832C)	4	
-5g	506-543	** NUTPLATE - (MS 21061L3K)	10	
-5h	506-536	** NUTPLATE - (MS 21059L4K)	2	
-6	68275-002	* CHANNEL ASSY	1	
6a	68277-000	** FITTING - Engine Mount, Center	1	
7	68276-000	** CHANNEL - Forward Baggage, Left	1	
7a	68276-001	** CHANNEL - Forward Baggage, Right	1	
-8	68266-000	* DOOR HINGE ASSY	1	
-8a	68280-000	* LONGERON ASSY	1	
8b	68282-000	** FITTING - Engine Mount, Left	1	
-8c	68282-001	** FITTING - Engine Mount, Right	1	
8d	68267-000	** JAMB - Baggage Door	1	
8e	68281-000	** LONGERON - Forward, Left	1	
-8f	68281-001	** LONGERON - Forward, Right	1	
9	68278-000	* STIFFENER - Skin, top front	2	
10	69467-006	* BULKHEAD ASSY - Sta. 49.5	1	
-11	68284-002	* LONGERON ASSY	1	
12	68285-000	** LONGERON - Lower	1	
-12a	105107-003	** CLIP	1	
12b	68286-000	* CLIP - Attachment	1	
-13	68250-004	* WEB ASSY- Upper Cockpit, Left	1	
-13a	68251-004	* WEB ASSY- Upper Cockpit, Right	1	
14	68252-000	** WEB - Upper Cockpit, Left	1	
-15	68253-000	** WEB - Upper Cockpit, Right	1	
16	68254-000	** LONGERON - Upper Cockpit, Left	1	
17	68258-005	** LONGERON ASSY - Upper Cockpit, Right	1	
18	79553-000	** FITTING - Web Assy, Left	1	
18a	79553-001	** FITTING - Web Assy, Right	1	
19	96839-000	** CLIP - Web Assy, Left	1	
-19a	96839-001	** CLIP - Web Assy, Right	1	
20	62514-000	** CLIP - Web Assy	2	
21	62674-003	** ZEE - Web Assy, Left	1	
-21a	62674-001	** ZEE - Web Assy, Right	1	
22	62653-004	** FRAME - Upper Cockpit	1	

- ITEM NOT ILLUSTRATED

When ordering, always specify Part Number, Description, and Serial Number of Aircraft

Revised: June 10, 2004

THE NEW PIPER AIRCRAFT, INC.
PA-32-301 FT
AIRPLANE PARTS CATALOG

Figure and Index Number	Part Number	Nomenclature	No. Req.	Serial Numbers Affected
8-				
23	69491-000	* DOOR SILL ASSY - Forward Baggage	1	
24	66794-000	** STRIKER PLATE - Door Sill	1	
25	69492-000	** JAMB - Forward Baggage	1	
26	101788-003	* INSTRUMENT PANEL ASSY - Left (Used with Avidyne Installation only)	1	3232014 and up
26	105250-002	* INSTRUMENT PANEL ASSY - Left	1	3232001 thru 3232013
-26a	105250-003	* INSTRUMENT PANEL ASSY - Right	1	
27	484-792	* O-RING - (MS 28775-218)	2	
-28	581-760	* PLATE	2	
-29	687-210	* SPACER - (NAS 43HT3-19)	1	
30	68272-002	* PLATE - Control Wheel	2	
31	68272-003	* PLATE - Control Wheel	4	
32	68273-002	* BUSHING - Control Wheel	2	
-32a	515-718	* SCREW	8	
-32b	690-616	* WASHER - (NAS 1149FN832P)	8	
-32c	404-529	* NUT - (MS 21042-08)	8	
33	65692-003	* SEAL - Cowl, Upper	1	
34	68283-000	* CLIP - Channel Attachment, Left	1	
-34a	68283-001	* CLIP - Channel Attachment, Right	1	
35	62542-000	* GUSSET - Left	1	
-35a	62542-001	* GUSSET - Right	1	
36	62644-003	* WEB - Forward Cockpit, Sta. 108	1	
37	68290-011	* FLANGE - Engine Cowl	1	
37a	68290-003	* FLANGE - Engine Cowl	1	
38	68290-010	* FLANGE - Engine Cowl	1	
-38a	68290-005	* FLANGE - Engine Cowl	1	
39	68290-004	* FLANGE - Engine Cowl	1	
40	39515-002	* CLIP ASSY - Instrument Panel, Left	1	
40a	39515-003	* CLIP ASSY - Instrument Panel, Right	1	
-40b	517-808	* SCREW	6	
-41	101761-002	* BRACKET ASSY - Instrument Panel, Left	1	3232014 and up
-41	87260-004	* BRACKET ASSY - Instrument Panel, Left	1	3232001 thru 3232013
-41a	87261-004	* BRACKET ASSY - Instrument Panel, Right	1	
-41b	517-808	* SCREW	6	
42	98669-002	* PLATE ASSY - Joggle Strip, Left and Right	2	
43	101769-002	* RADIO RACK INSTALLATION (Used with Avidyne Installation only)	1	3232014 and up
43	85208-002	* RADIO RACK INSTALLATION	1	3232001 thru 3232013
44	69844-004	WEB ASSY - Forward Baggage, Left	1	
-44a	68944-001	WEB ASSY - Forward Baggage, Right	1	
45	68155-000	GUSSET - Forward Baggage, Rear	1	
-45a	68155-001	GUSSET - Forward Baggage, Forward	1	
46	68156-000	GUSSET - Forward Baggage, Rear	1	
-46a	68157-000	GUSSET - Forward Baggage, Forward	1	

- ITEM NOT ILLUSTRATED

When ordering, always specify Part Number, Description, and Serial Number of Aircraft

Revised: June 10, 2004

**THE NEW PIPER AIRCRAFT, INC.
PA-32-301 FT
AIRPLANE PARTS CATALOG**

THIS PAGE INTENTIONALLY LEFT BLANK

THE NEW PIPER AIRCRAFT, INC.
PA-32-301 FT
AIRPLANE PARTS CATALOG

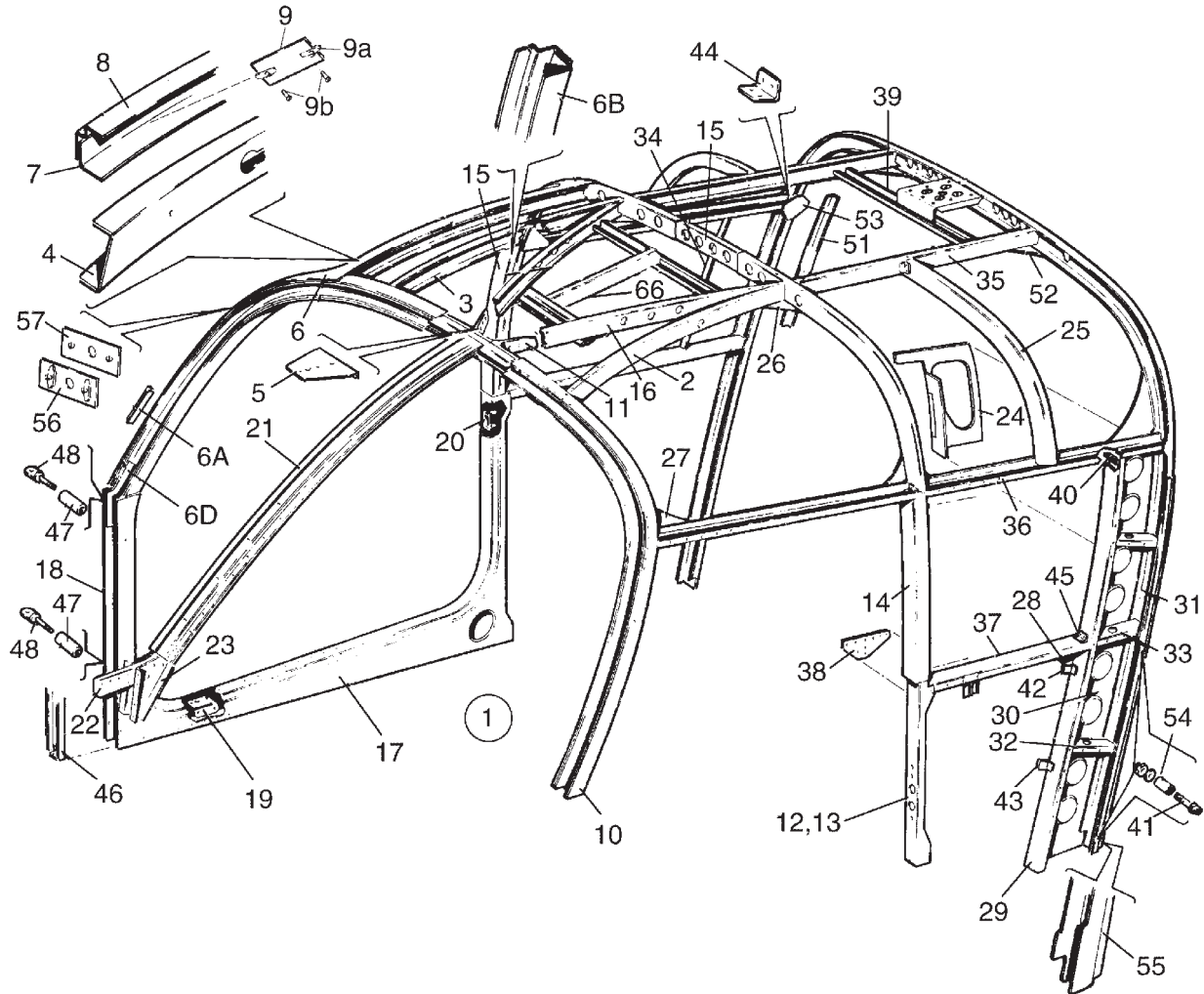


Figure 9. Fuselage Upper Center Cockpit Assembly

THE NEW PIPER AIRCRAFT, INC.
PA-32-301 FT
AIRPLANE PARTS CATALOG

Figure and Index Number	Part Number	Nomenclature	No. Req.	Serial Numbers Affected
9	85517 (CJ) 104770 (A)	DRAWING - Fuselage Assy DRAWING - Stiffener Installation-Upper Fuselage		
1	85517-010	FUSELAGE ASSY	RF	3232014 and up
1	85517-005	FUSELAGE ASSY	RF	3232001 thru 3232013
2	68382-002	* CHANNEL ASSY - Upper Cockpit, Left	1	
3	68352-003	* CHANNEL - Upper Cockpit, Right	1	
4	62874-006	* CHANNEL - Upper Cockpit, Right	1	
5	79162-000	* DOUBLER - Antenna	1	
6	79561-046	* PAN ASSY - Upper	RF	
6a	79561-004	** JAMB - Door Latch	1	
6b	79561-008	** PAN - Upper Cockpit	1	
-6c	79561-013	** SPACER	3	
6d	76467-004	** SPLICE	1	
-6e	79561-050	** PAN	1	
7	79561-041	** PAN - Inner	1	
8	79561-042	** PAN - Outer	1	
9	79561-045	** PLATE	1	
9a	603-329	** NUTPLATE - (MS 21071L08)	2	
9b	415-179	** SCREW - (AN 526C-832R8)	2	
10	69888-000	* FRAME ASSY - Canted, Fuselage, Sta. 851	1	
11	68320-003	** FITTING - Windshield Bow	1	
-11a	84285-002	* SHIM	2	
12	68325-002	* FRAME ASSY - Sta. 108	1	
13	68331-000	** CHANNEL - Fuselage Frame, Left	1	
-13a	68331-001	** CHANNEL - Fuselage Frame, Right	1	
14	68327-000	** CHANNEL ASSY	1	
15	68326-000	** CHANNEL - Splice	1	
16	68342-010	* CHANNEL - Upper Cockpit, Center, Left	1	
-16a	68342-011	* CHANNEL - Upper Cockpit, Center, Right	1	
17	79547-000	* LOWER PAN ASSY - Upper Cockpit	RF	
18	79547-003	** PAN - Upper Cockpit, Inner	1	
-18a	79547-002	** PAN - Upper Cockpit, Outer	1	
19	62656-000	** ANGLE ASSY - Door Holder	1	
20	79639-002	** PLATE - Door Latch Striker	1	
21	69481-006	* HAT ASSY - Windshield	1	
-21a	79551-004	** HAT ASSY	1	
-21b	69482-003	** HAT	1	
22	68313-000	** FITTING - Windshield	1	
23	69483-000	** BRACKET - Windshield Hat, Left	1	
-23a	69483-001	** BRACKET - Windshield Hat, Right	1	
24	78012-000	* DOUBLER ASSY - Sta. 124.25	1	
25	68315-000	* CHANNEL - Upper Cockpit, Left	1	
-25a	68315-001	* CHANNEL - Upper Cockpit, Right	1	
26	68323-000	* GUSSET - Upper Cockpit, Left	1	
-26a	68323-001	* GUSSET - Upper Cockpit, Right	1	
27	68324-000	* GUSSET - Upper Cockpit, Left	1	
28	68344-000	* GUSSET - Upper Cockpit, Left	1	
29	68328-002	* CHANNEL - Sta. 122 to Sta. 132, Left	1	
30	68330-006	* WEB ASSY - Sta. 128, Left	1	
31	68332-000	* FRAME ASSY - Sta. 128	1	
32	68338-000	* STIFFENER - Left Side	2	
33	68339-000	* STIFFENER - Left Side	2	
34	68349-000	* ANGLE - Upper Cockpit, Center, Right	1	
35	68381-000	* CHANNEL ASSY - Upper Cockpit, Center, Left	1	

- ITEM NOT ILLUSTRATED

When ordering, always specify Part Number, Description, and Serial Number of Aircraft

Revised: June 10, 2004

THE NEW PIPER AIRCRAFT, INC.
PA-32-301 FT
AIRPLANE PARTS CATALOG

Figure and Index Number	Part Number	Nomenclature	No. Req.	Serial Numbers Affected
9-				
36	68340-000	* CHANNEL - Upper Cockpit, Center, Left	1	
-36a	68351-000	* CHANNEL - Upper Cockpit, Center, Right	1	
37	68341-000	* CHANNEL - Upper Cockpit, Center, Left	1	
-37a	68343-002	* CHANNEL - Upper Cockpit, Center, Right	1	
38	67742-000	* GUSSET - Upper Cockpit	1	
39	69748-000	* CHANNEL - Upper Cockpit	1	
40	62506-000	* CLIP - Upper Cockpit	28	
41	402-060	* BOLT - Eye, Hinge (AN 44-20A)	2	
-41a	690-619	* WASHER - (NAS 1149FO532P)	2	
-41b	404-531	* NUT - (MS 21042-5)	2	
42	68363-000	* CLIP	1	
43	68362-000	* CLIP	1	
44	62506-003	* CLIP - Upper Cockpit	4	
45	62506-004	* CLIP - Upper Cockpit	2	
46	62697-002	* CHANNEL ASSY - Upper Fuselage	1	
47	63900-046	* BUSHING	1	
-47a	63900-047	* BUSHING	1	
48	402-057	* BOLT - Eye, Door Hinge Attachment (AN 44-17A)	2	
-49	690-619	* WASHER - (NAS 1149FO532P)	2	
-50	404-531	* NUT - (MS 21042-5)	2	
51	68223-000	* ANGLE - Upper Cockpit, Center	1	
52	68319-000	* GUSSET - Upper Cockpit	4	
53	68225-000	* GUSSET - Upper Cockpit	1	
54	63900-046	* BUSHING	2	
55	68334-000	* JAMB - Door, Upper Cockpit, Center	1	
56	100587-050	* PLATE ASSY - Door Latch	1	
-56a	100587-046	* DOUBLER - Door Latch	1	
57	100587-056	* PLATE - Door Latch	1	
-58	100587-047	* RECEPTACLE ASSY - Door Latch	1	
-59	100587-046	* DOUBLER - Door Latch	1	
-60	415-321	* SCREW - (MS 27039-1-11)	1	
-61	486-102	* SCREW - (MS 27039-1-16)	1	
-62	690-609	* WASHER - (NAS 1149FO332P)	2	
-63	79637-002	* SHIM	1	
-64	79587-002	* SHIM	1	
-65	104771-002	STIFFENER	2	
66	104771-004	STIFFENER	1	

- ITEM NOT ILLUSTRATED

When ordering, always specify Part Number, Description, and Serial Number of Aircraft

**THE NEW PIPER AIRCRAFT, INC.
PA-32-301 FT
AIRPLANE PARTS CATALOG**

THIS PAGE INTENTIONALLY LEFT BLANK

THE NEW PIPER AIRCRAFT, INC.
PA-32-301 FT
AIRPLANE PARTS CATALOG

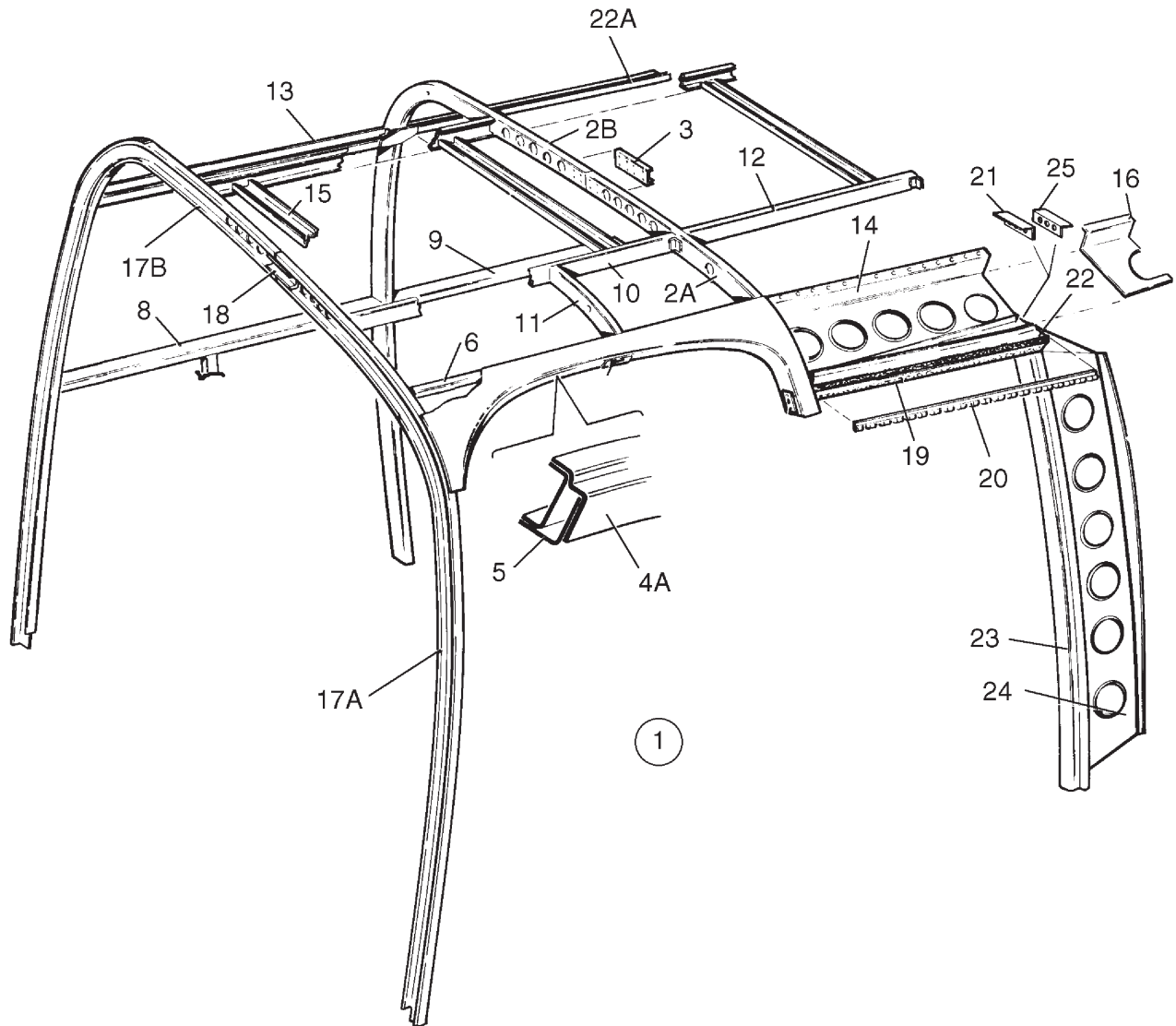


Figure 10. Fuselage Upper Aft Cockpit Assembly

Revised: June 10, 2004

THE NEW PIPER AIRCRAFT, INC.
PA-32-301 FT
AIRPLANE PARTS CATALOG

Figure and Index Number	Part Number	Nomenclature	No. Req.	Serial Numbers Affected
10	85517 (CJ) 104770 (A)	DRAWING - Fuselage Assy DRAWING - Stiffener Installation-Upper Fuselage		
1	85517-005	FUSELAGE ASSY	RF	3232001 thru 3232013
1	85517-010	FUSELAGE ASSY	RF	3232014 and up
-2	68983-000	* FRAME ASSY	1	
2a	68984-000	** CHANNEL - Sta. 165, Left	1	
2b	68357-001	** CHANNEL- Sta. 165, Right	1	
3	68359-000	** CHANNEL- Splice	1	
-4	69105-004	* SILL ASSY	1	
4a	69105-002	** SILL - Rear Door	1	
5	69105-003	** SILL - Rear Door	1	
6	68366-000	** CHANNEL - Rear Door	1	
-7	68353-000	** PLATE - Door Latch	1	
-7a	416-990	** SCREW - (AN 526-1032R7)	2	
8	68375-000	* LONGERON - Upper Cockpit, Aft	1	
9	68370-001	* LONGERON - Upper Cockpit, Aft, Right	1	
10	68371-000	* CHANNEL - Upper Cockpit, Aft, Left	1	
-10a	68371-001	* CHANNEL - Upper Cockpit, Aft, Right	1	
11	68372-000	* SUPPORT ASSY - Latch	1	
12	68373-000	* LONGERON - Upper Cockpit, Aft, Left	1	
-12a	68373-001	* LONGERON - Upper Cockpit, Aft, Right	1	
13	39727-002	* CHANNEL - Upper Cockpit	1	
14	68966-002	* WEB - Cargo Door, Upper	1	
15	69748-000	* CHANNEL - Upper Cockpit	1	
16	96851-002	* DOUBLER - Shoulder Harness, Left	1	
-17	68332-000	* FRAME ASSY	RF	
17a	68333-000	** CHANNEL - Fuselage Frame, Left	1	
17b	68333-001	** CHANNEL - Fuselage Frame, Right	1	
18	68335-000	** CHANNEL- Splice	1	
19	68967-000	* STIFFENER - Cargo Door, Upper	1	
20	68974-000	* HINGE HALF - Cargo Door	1	
21	68986-002	* CLIP - Cargo Door Web	1	
22	68369-000	* ZEE - Upper Cockpit, Aft, Left	1	
22a	68369-001	* ZEE - Upper Cockpit, Aft, Right	1	
23	68985-000	* JAMB ASSY - Cargo Door, Aft	1	
24	68970-000	* WEB - Cargo Door Jamb Stiffener	1	
25	68986-003	* CLIP - Cargo Door Web	1	
-26	104771-002	STIFFENER	3	

- ITEM NOT ILLUSTRATED

When ordering, always specify Part Number, Description, and Serial Number of Aircraft

Revised: June 10, 2004

THE NEW PIPER AIRCRAFT, INC.
PA-32-301 FT
AIRPLANE PARTS CATALOG

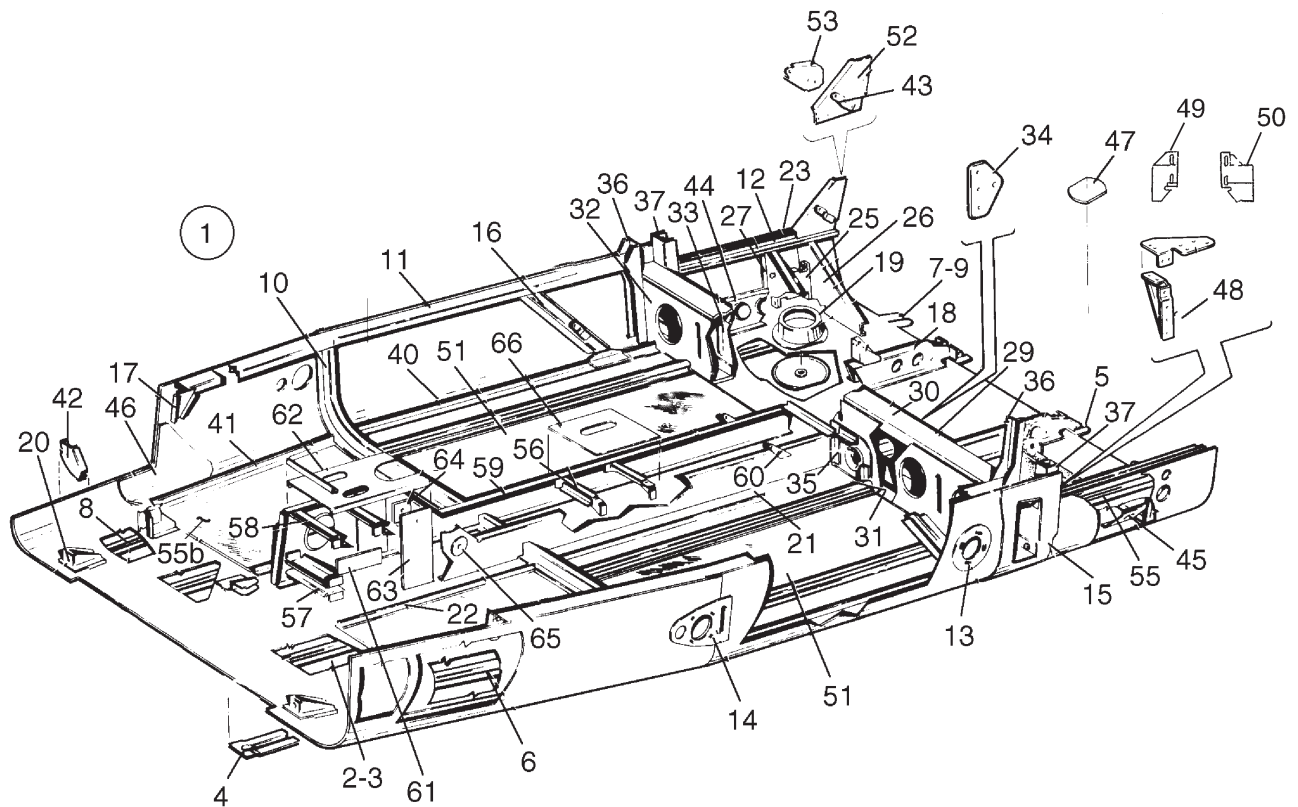


Figure 11. Lower Forward Cockpit Assembly

Revised: June 10, 2004

THE NEW PIPER AIRCRAFT, INC.
PA-32-301 FT
AIRPLANE PARTS CATALOG

Figure and Index Number	Part Number	Nomenclature	No. Req.	Serial Numbers Affected
11	85517 (CJ) 68535 (V)	DRAWING - Fuselage Assy DRAWING - Tunnel Assy		
1	85517-010	FUSELAGE ASSY	RF	3232014 and up
1	85517-005	FUSELAGE ASSY	RF	3232001 thru 3232013
2	68501-007	* HAT ASSY - Inboard, Left and Right	2	
3	68505-000	** HAT	1	
4	62543-000	** FAIRING	1	
-4a	62543-002	** FAIRING (Used if air conditioning is installed)	1	
5	68506-000	** FAIRING	1	
6	68502-000	* HAT - Front, Left	1	
-6a	62558-000	* FAIRING	1	
7	68503-000	* FAIRING - Rear	1	
8	68502-001	* HAT - Front, Right	1	
-8a	62558-001	* FAIRING	1	
9	68503-001	* FAIRING - Rear	1	
10	68525-000	* FRAME ASSY - Sta. 73	1	
11	68504-000	* LONGERON - Left, Outboard	1	
-11a	68504-001	* LONGERON - Right, Outboard	1	
12	68508-001	* LONGERON - Right, Rear, Outboard	1	
-12a	68508-002	* LONGERON - Left, Rear, Outboard	1	
13	68539-000	* DOUBLER ASSY - Sta. 100	2	
14	68540-000	* DOUBLER ASSY - Left, Sta. 73	1	
-14a	68540-001	* DOUBLER ASSY - Right, Sta. 73	1	
15	68507-002	* DOUBLER - Main Spar Box, Left	1	
-15a	95925-002	* DOUBLER - Main Spar Box, Right	1	
16	96890-000	* SUPPORT ASSY - Seat Belt Attachment, Left	1	
-16a	96890-001	* SUPPORT ASSY - Seat Belt Attachment, Right	1	
17	62581-001	* BRACKET - Lower Assy, Left	1	
-17a	62581-000	* BRACKET - Lower Assy, Right	1	
18	62763-000	* SUPPORT - Torque Shaft Center	2	
19	65071-000	* BASE ASSY - Fuel Selector	1	
20	68533-000	* FITTING - Lower Engine Mount, Left	1	
-20a	68533-001	* FITTING - Lower Engine Mount, Right	1	
21	68538-000	* ANGLE - Heat Duct Attaching, Rear	2	
22	68537-000	* ANGLE - Heat Duct Attaching, Front	2	
23	68509-002	* ANGLE - Forward Lower Cockpit, Left	1	
-23a	68509-003	* ANGLE - Forward Lower Cockpit, Right	1	
-24	68510-000	* SUPPORT ASSY - Left	1	
-24a	68510-001	* SUPPORT ASSY - Right	1	
25	62421-000	** FITTING - Flap, Left	1	
-25a	62421-001	** FITTING - Flap, Right	1	
26	68511-000	** BRACKET - Torque Tube Support, Left	1	
-26a	68511-001	** BRACKET - Torque Tube Support, Right	1	
27	68512-000	** BRACKET - Torque Tube Support, Left	1	
-28	68512-001	** BRACKET - Torque Tube Support, Right	1	
29	38487-005	* BOX ASSY - Spar, Lower Cockpit	1	
30	95732-000	** CAP - Spar Box, Top	1	
31	95733-000	** CAP - Spar Box, Bottom	1	
32	95825-003	** WEB - Spar Box, Front	1	
33	38486-002	** WEB - Spar Box, Rear	1	
34	95936-000	** BRACKET - Flap Return Spring	1	
35	68921-000	** TUBE - Cabin Heat	2	

- ITEM NOT ILLUSTRATED

When ordering, always specify Part Number, Description, and Serial Number of Aircraft

Revised: June 10, 2004

THE NEW PIPER AIRCRAFT, INC.
PA-32-301 FT
AIRPLANE PARTS CATALOG

Figure and Index Number	Part Number	Nomenclature	No. Req.	Serial Numbers Affected
11-				
36	96330-003	** CHANNEL - Spar Box, Left	1	
-36a	62545-003	** CHANNEL - Spar Box, Right	1	
37	96339-000	** CHANNEL - Frame, Left	1	
-37a	96339-001	** CHANNEL - Frame, Right	1	
-38	62761-000	** SUPPORT	1	
-38a	62761-001	** SUPPORT	1	
-39	68058-000	** CLIP	1	
40	65657-002	* ANGLE - Panel Reinforcement	2	
41	65656-000	* ANGLE - Panel Reinforcement, Left	1	
-41a	65656-001	* ANGLE - Panel Reinforcement, Right	1	
42	68264-000	* RIB - Lower Cockpit, Forward	1	
43	96896-002	* LINK - Seat Belt Attachment	2	
44	65126-000	* STIFFENER - Lower Cockpit, Right	1	
45	65126-001	* STIFFENER - Lower Cockpit, Left	1	
46	68531-000	* DOUBLER - Right Front, Sta. 49	1	
47	96334-000	* GUSSET - Sta. 108, Left	1	
-47a	96334-001	* GUSSET - Sta. 108, Right	1	
48	96333-000	* GUSSET - Floor Support, Left	1	
-48a	96333-001	* GUSSET - Floor Support, Right	1	
49	38570-003	* SUPPORT - Sta. 108, Left	1	
50	38570-004	* SUPPORT - Sta. 108, Left	1	
51	96684-000	* FLOORBOARD - Lower Cockpit, Rear	2	
52	96897-000	* GUSSET - Seat Belt Attachment	1	
53	96884-000	* BRACKET ASSY - Seat Belt Attachment, Left	1	
-53a	96884-001	* BRACKET ASSY - Seat Belt Attachment, Right	1	
-54	— —	* DELETED	0	
55	96349-000	* HAT - Lower Cockpit, Outboard, Left	1	
-55a	96349-001	* HAT - Lower Cockpit, Outboard, Right	1	
55b	38719-002	* FLOORBOARD - Lower Cockpit, Forward, Left	1	
-55c	38719-003	* FLOORBOARD - Lower Cockpit, Forward, Right	1	
56	62679-000	BRACKET ASSY - Tunnel, Front	1	
-56a	62679-001	BRACKET ASSY - Tunnel, Rear	1	
57	62620-000	BRACKET - Tunnel	2	
58	62664-000	ZEE ASSY - Tunnel	2	
59	68534-002	CHANNEL - Tunnel, Left	1	
-59a	68534-003	CHANNEL - Tunnel, Right	1	
60	96877-002	ATTACHMENT - Seat Belt, Outboard, Left	1	
-60a	96878-002	ATTACHMENT - Seat Belt, Inboard, Left	1	
-60b	96877-003	ATTACHMENT - Seat Belt, Outboard, Right	1	
-60c	96878-003	ATTACHMENT - Seat Belt, Inboard, Right	1	
61	68543-000	PLATE - Tunnel, Side	2	
62	62601-002	PLATE - Tunnel, Top Front	1	
63	62606-000	STIFFENER - Tunnel, Side	2	
64	62607-000	PLATE - Tunnel, Side	2	
65	62608-000	DOUBLER - Tunnel, Side	2	
66	68541-000	PLATE ASSY - Tunnel, Top	1	
-67	68739-000	BRACKET ASSY	1	
-68	407-583	WASHER - (AN 960-8)	4	
-69	404-916	NUT - (MS 20365-832C)	4	
-70	415-309	SCREW - (MS 27039-0809)	4	
-71	406-415	NUT - (NAS 395-16-3)	32	

- ITEM NOT ILLUSTRATED

When ordering, always specify Part Number, Description, and Serial Number of Aircraft

**THE NEW PIPER AIRCRAFT, INC.
PA-32-301 FT
AIRPLANE PARTS CATALOG**

THIS PAGE INTENTIONALLY LEFT BLANK

THE NEW PIPER AIRCRAFT, INC.
PA-32-301 FT
AIRPLANE PARTS CATALOG

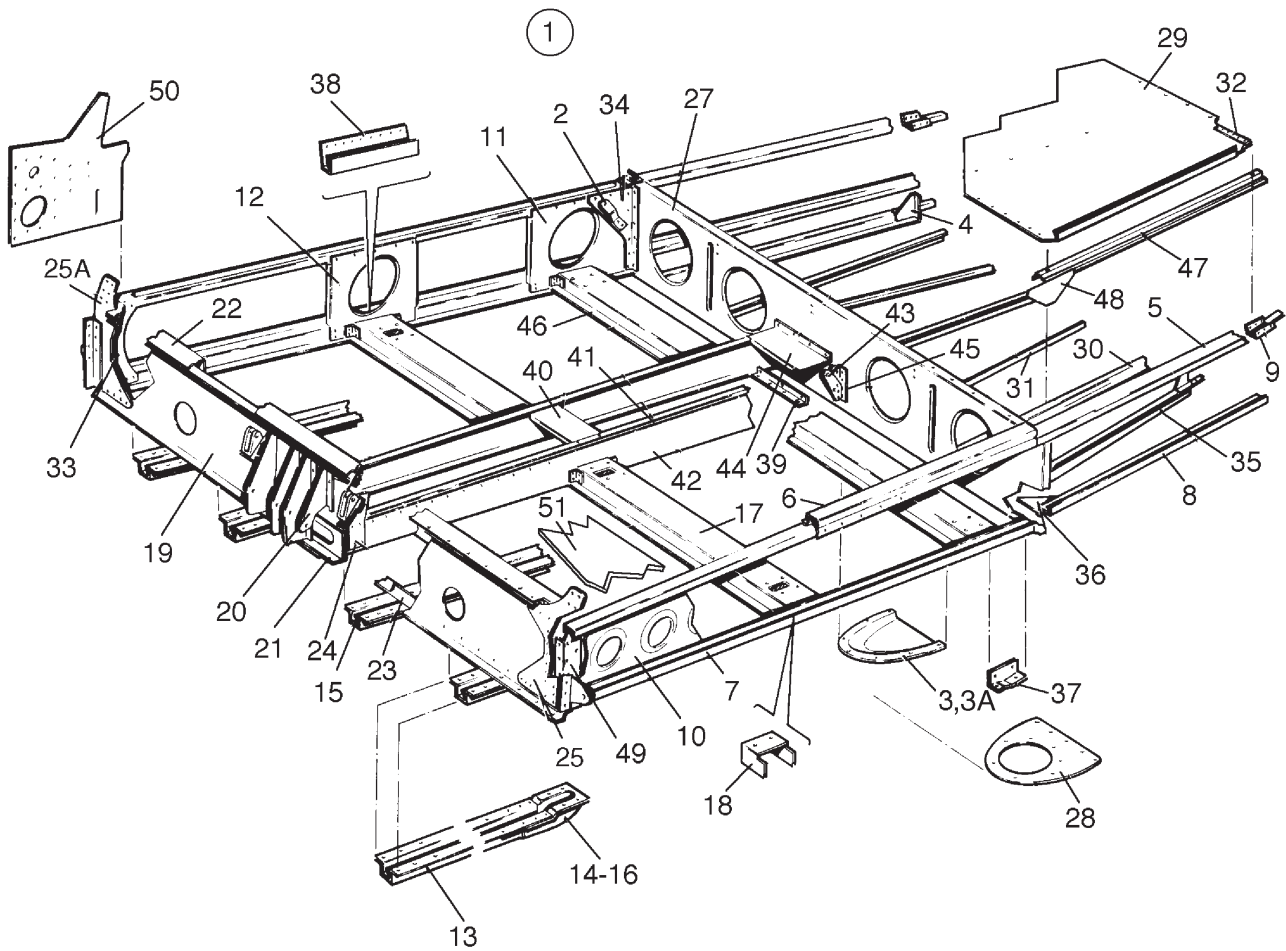


Figure 12. Fuselage Lower Aft Cockpit Assembly

THE NEW PIPER AIRCRAFT, INC.
PA-32-301 FT
AIRPLANE PARTS CATALOG

Figure and Index Number	Part Number	Nomenclature	No. Req.	Serial Numbers Affected
12	85517 (CJ)	DRAWING - Fuselage Assy		
1	85517-010	FUSELAGE ASSY	RF	3232014 and up
1	85517-005	FUSELAGE ASSY	RF	3232001 thru 3232013
2	96896-002	* BRACKET - Seat Belt Attachment	RF	
3	66965-000	* SCOOP - Cabin Exhaust Vent	1	
3a	66971-002	* SCREEN	1	
4	65119-000	* GUSSET - Baggage Compartment, Left	1	
-4a	65119-001	* GUSSET - Baggage Compartment, Right	1	
5	68603-000	* LONGERON ASSY - Left	1	
-5a	68657-000	* LONGERON ASSY - Right	1	
6	68604-004	* JAMB - Door	1	
7	68605-000	* CHANNEL - Left	1	
-7a	68605-001	* CHANNEL - Right	1	
8	68606-000	* CHANNEL - Left	1	
-8a	68606-001	* CHANNEL - Right	1	
9	68634-000	* CHANNEL - Splice, Left	1	
-9a	68634-001	* CHANNEL - Splice, Right	1	
10	68607-003	* WEB ASSY - Left	1	
11	68649-003	* WEB ASSY - Right	1	
12	68655-002	* WEB - Right	1	
13	68609-000	* HAT ASSY - Left, Outboard	1	
-13a	68609-001	* HAT ASSY - Right, Outboard	1	
14	62554-000	** FAIRING	1	
15	68612-000	* HAT ASSY - Inboard	2	
16	62554-000	** FAIRING	1	
17	79583-002	* HAT ASSY - Seat Support, Left	1	
-17a	79583-003	* HAT ASSY - Seat Support, Right	1	
18	68677-000	** DOUBLER ASSY - Seat Support	1	
19	68615-005	* FRAME ASSY	1	
-19a	68616-000	** WEB - Sta. 128	1	
20	62563-000	** BRACKET - Left, Sta. 128	1	
-20a	62563-001	** BRACKET - Right, Sta. 128	2	
-20b	62563-002	** BRACKET	1	
21	62566-000	** FORWARD DOUBLER - Rear Seat Support	1	
22	68617-000	** STIFFENER - Frame, Sta. 128	1	
23	68618-000	** ANGLE - Frame, Sta. 128	1	
24	68619-000	** GUSSET - Sta. 128	1	
-24a	68619-001	** GUSSET - Sta. 128	1	
25	68621-002	** FITTING ASSY - Wing Attachment, Left	1	
25a	68621-003	** FITTING ASSY - Wing Attachment, Right	1	
-26	68623-002	* FRAME ASSY	1	
27	68624-000	** WEB - Sta. 168	1	
28	65556-003	* DOUBLER - Cabin Exhaust Scoop	1	
29	69107-000	* PANEL - Cargo Floor	1	
30	68632-000	* ZEE ASSY - Baggage Floor, Left and Center	2	
-30a	68632-001	* ZEE ASSY - Baggage Floor, Right	1	
31	68637-000	* ANGLE - Left	1	
-31a	68637-001	* ANGLE - Right	1	
32	68638-002	* ANGLE - Baggage Floor, Left	1	
-32a	68638-001	* ANGLE - Baggage Floor, Right	1	
33	68639-000	* GUSSET - Right	1	
34	68640-002	* DOUBLER - Seat Belt Attachment, Left	1	
-34a	68640-003	* DOUBLER - Seat Belt Attachment, Right	1	

- ITEM NOT ILLUSTRATED

When ordering, always specify Part Number, Description, and Serial Number of Aircraft

Revised: June 10, 2004

THE NEW PIPER AIRCRAFT, INC.
PA-32-301 FT
AIRPLANE PARTS CATALOG

Figure and Index Number	Part Number	Nomenclature	No. Req.	Serial Numbers Affected
12-				
35	68641-000	* STIFFENER - Left	1	
-35a	68641-001	* STIFFENER - Right	1	
36	68642-000	* GUSSET - Baggage Floor, Left	1	
-36a	68642-001	* GUSSET - Baggage Floor, Right	1	
37	68643-000	* ANGLE - Left	1	
-37a	68643-001	* ANGLE - Right	1	
38	68678-000	* DOUBLER ASSY - Step	1	
39	68629-000	* ANGLE ASSY - Cable Guard, Center	1	
40	68656-000	* CHANNEL - Tunnel Top	1	
41	68647-000	* ANGLE ASSY - Tunnel Side, Left	1	
-41a	68647-001	* ANGLE ASSY - Tunnel Side, Right	1	
42	68608-000	* ANGLE - Aft Tunnel Wall, Left	1	
-42a	68608-001	* ANGLE - Aft Tunnel Wall, Right	1	
43	96885-002	* ATTACHMENT - Seat Belt, Left	1	
-43a	96885-003	* ATTACHMENT - Seat Belt, Right	1	
44	68652-000	* COVER - Aft Tunnel	1	
45	68625-002	* ANGLE - Tunnel Wall Attachment, Left	1	
-45a	68625-003	* ANGLE - Tunnel Wall Attachment, Right	1	
46	79747-000	* HAT ASSY - Seat Support, Left	1	
-46a	79747-001	* HAT ASSY - Seat Support, Right	1	
47	68972-000	* JAMB ASSY - Cargo Door, Lower	1	
48	68975-000	* GUSSET - Cargo Door, Jamb	1	
49	68644-000	* ANGLE - Left, Sta. 128	1	
50	68645-000	* DOUBLER - Lower Cockpit Skin	2	
51	69973-002	* FLOORBOARD ASSY - Left	1	
-51a	69973-003	* FLOORBOARD ASSY - Right	1	

- ITEM NOT ILLUSTRATED

When ordering, always specify Part Number, Description, and Serial Number of Aircraft

**THE NEW PIPER AIRCRAFT, INC.
PA-32-301 FT
AIRPLANE PARTS CATALOG**

THIS PAGE INTENTIONALLY LEFT BLANK

THE NEW PIPER AIRCRAFT, INC.
PA-32-301 FT
AIRPLANE PARTS CATALOG

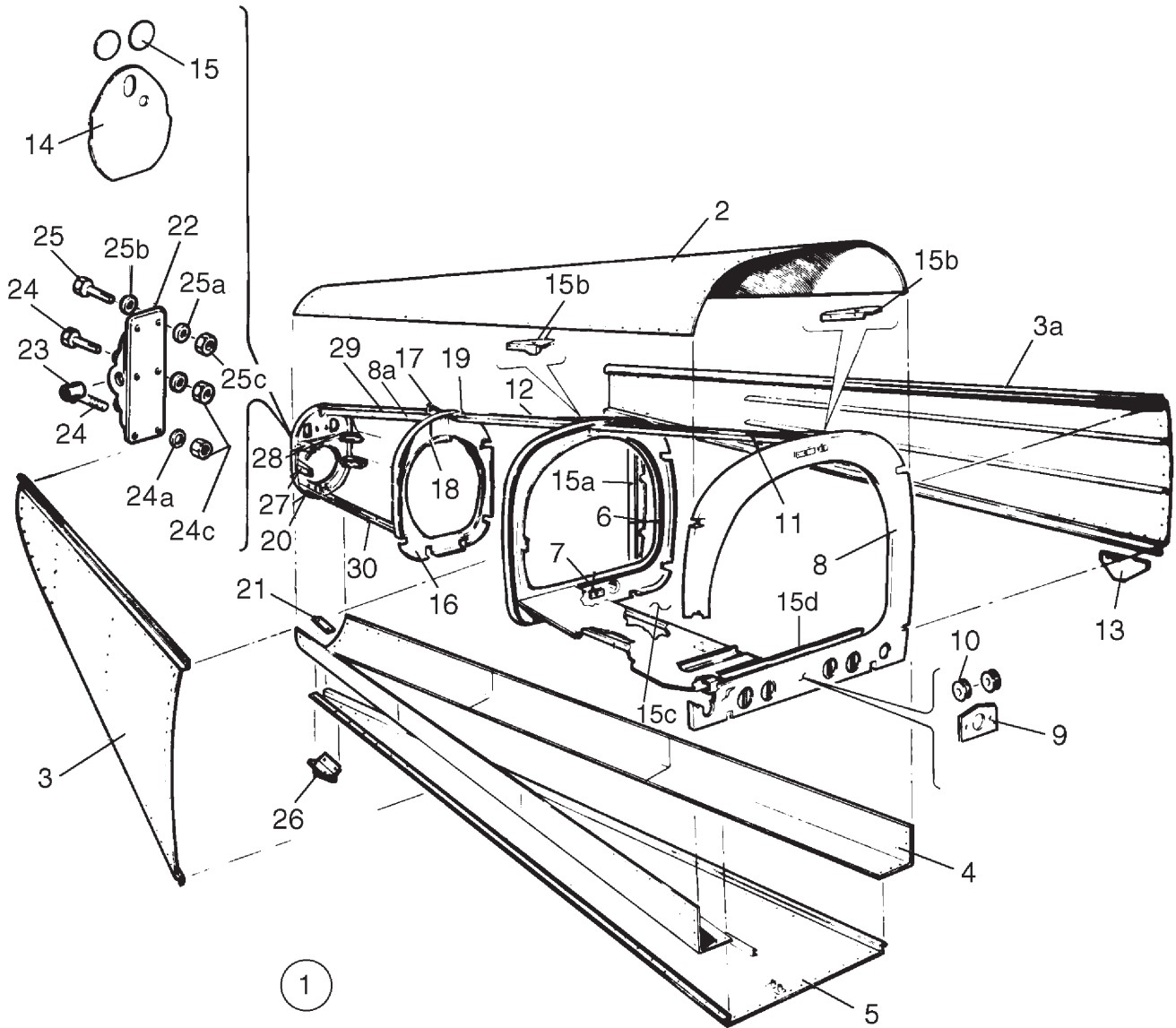


Figure 13. Fuselage Aft Section

THE NEW PIPER AIRCRAFT, INC.
PA-32-301 FT
AIRPLANE PARTS CATALOG

Figure and Index Number	Part Number	Nomenclature	No. Req.	Serial Numbers Affected
13	85517 (CJ) 99467 (K)	DRAWING - Fuselage Assy DRAWING - Frame Assy, Aft Fuselage		
1	99466-025	FUSELAGE ASSY - Aft Section	RF	
2	99468-003	* SKIN - Upper	1	
3	99470-000	* SKIN ASSY - Side, Left	1	
3a	99470-001	* SKIN ASSY - Side, Right	1	
4	99471-002	* SKIN - Lower, Side, Left	1	
-4a	99471-003	* SKIN - Lower, Side, Right	1	
5	99469-003	* SKIN ASSY - Lower Center	1	
6	62443-000	* BULKHEAD ASSY - Fuselage, Sta. 222	1	
7	67249-000	** FAIRLEAD	1	
8	69106-000	* BULKHEAD ASSY - Fuselage, Sta. 187	1	
8a	99467-003	* FRAME ASSY - Sta. 259	1	
9	62665-002	** FAIRLEAD	4	
10	62711-004	** PULLEY	2	
11	65114-000	* STRINGER - Top, Sta. 187 to Sta. 222	1	
12	79267-000	* STRINGER - Top, Sta. 222 to Sta. 259	1	
13	68991-000	* GUSSET - Aft Lower Cargo Hatch	1	
14	65494-000	* PLATE ASSY - Aft Fuselage Closeout	1	
15	63078-006	* SEAL - Closeout	2	
15a	68971-000	* CHANNEL - Cargo Door Web Stiffener	1	
15b	99813-004	* DOUBLER ASSY - Antenna, Forward	1	
15c	100914-003	* BATTERY SHELF	1	
15d	62859-000	ANGLE (Used when A/C or blower option is not installed)	1	
16	62444-005	BULKHEAD ASSY - Fuselage, Sta. 259	1	
17	62453-000	* FITTING - Fin Attachment	1	
18	62753-000	* BRACKET - Stabilator Trim	1	
19	79272-000	* DOUBLER - Fin Attachment	1	
20	62445-000	BULKHEAD ASSY - Fuselage, Sta. 286	1	
21	62471-000	SPACER - Tail Skid	2	
22	62645-004	FITTING ASSY - Stabilator Attachment	2	
23	452-394	* BEARING (DW4K2-FS464)	2	
24	402-897	BOLT - (NAS 464P3A-4)	8	
24a	407-564	WASHER - (AN 960-10)	12	
-24b	407-584	WASHER - (AN 960-10L)	8	
24c	404-556	NUT - (MS 21045-L3)	8	
25	402-890	BOLT - (NAS 464P3A-5)	4	
25a	407-564	WASHER - (AN 960-10)	4	
25b	407-584	WASHER - (AN 960-10L)	4	
25c	404-556	NUT - (MS 21045-L3)	4	
26	66769-000	SKID ASSY - Tail	1	
27	62414-000	FITTING ASSY - Bottom Tail Cone, Left	1	
-27a	62414-001	FITTING ASSY - Bottom Tail Cone, Right	1	
28	62413-000	FITTING ASSY - Top Tail Cone, Left	1	
-28a	62413-001	FITTING ASSY - Top Tail Cone, Right	1	
29	62451-000	HAT ASSY - Aft Fuselage, Top	1	
30	62455-000	HAT ASSY - Aft Fuselage, Bottom	1	
-31	400-438	BOLT - (AN 3-4A)	2	
-32	410-059	SCREW - (MS 24694-S55)	4	
-33	404-526	NUT - (MS 20365-1032C)	10	

- ITEM NOT ILLUSTRATED

When ordering, always specify Part Number, Description, and Serial Number of Aircraft

Revised: June 10, 2004

THE NEW PIPER AIRCRAFT, INC.
PA-32-301 FT
AIRPLANE PARTS CATALOG

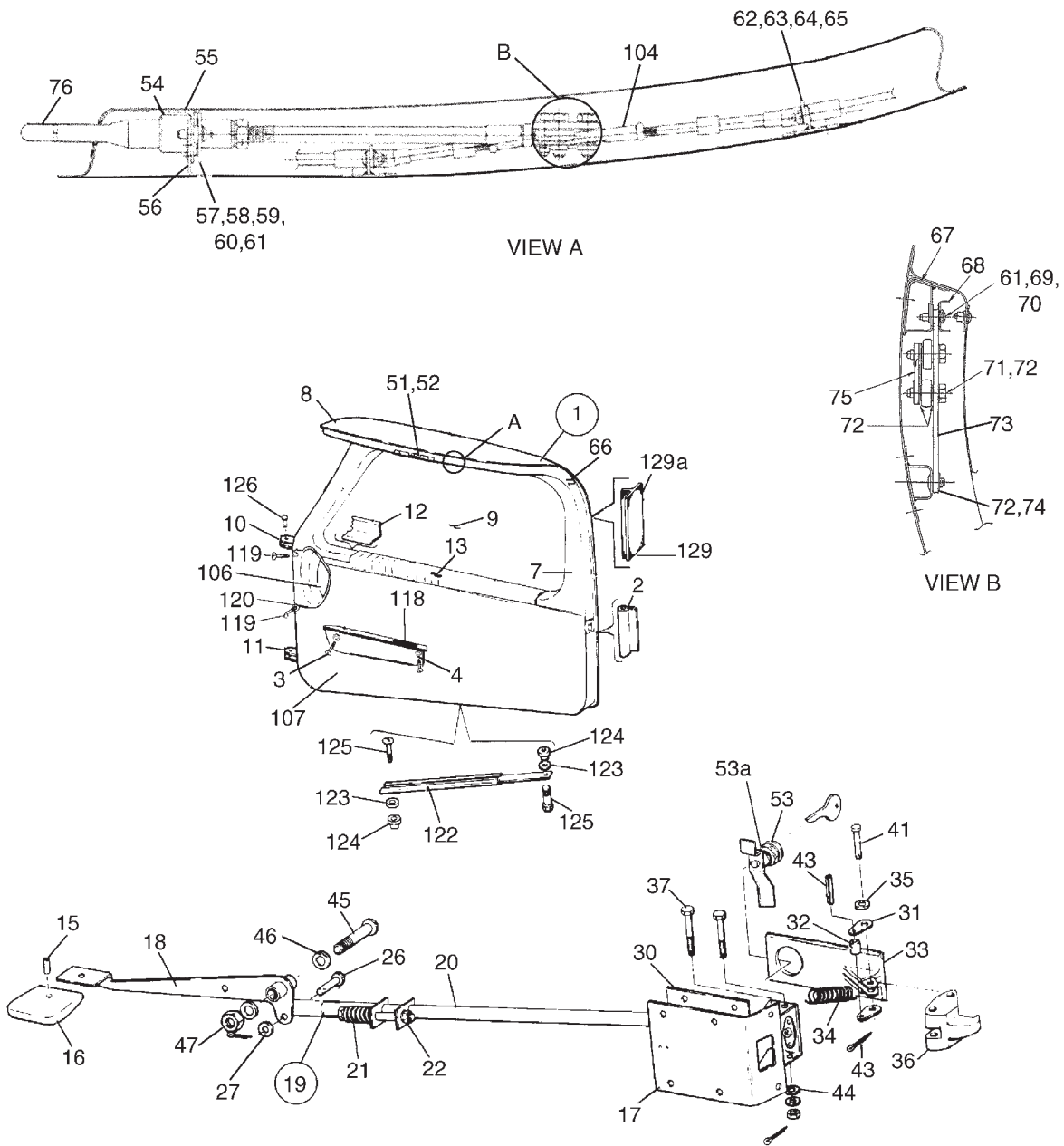


Figure 14. Fuselage Forward Cabin Door

THE NEW PIPER AIRCRAFT, INC.
PA-32-301 FT
AIRPLANE PARTS CATALOG

Figure and Index Number	Part Number	Nomenclature	No. Req.	Serial Numbers Affected
14	79546 (BD)	DRAWING - Doors Installation		
	36722 (L)	DRAWING - Door Snubber Installation		
	85210 (BT)	DRAWING - Interior Details		
1	79545-023	DOOR ASSY - Complete	1	
1	79545-024	DOOR ASSY - Complete (optional)	1	
2	79545-017	* SEAL	1	
3	415-544	* SCREW - (MS 35206-244)	2	
4	407-563	* WASHER - (AN 960-8)	2	
-5	581-928	* PLUG - (207-200201-00-0103)	5	
-6	520-022	* SCREW	4	
-6a	690-606	* WASHER	4	
7	85210-366	* UPPER PANEL ASSY	1	
-7a	85210-466	* UPPER PANEL ASSY	1	
8	79475-107	* DOOR ASSY - Cabin	1	
9	79475-057	** WINDOW - Cabin Door (.125 thick) Tinted	1	
10	79475-007	** HINGE - Cabin Door, Upper	1	
11	79475-008	** HINGE - Cabin Door, Lower	1	
12	79475-114	** RETAINER - Window	1	
13	79475-115	** RETAINER	1	
-14	79515-069	** MECHANISM INSTL	1	
15	486-145	*** SCREW - Set (P70FS420-4-C)	1	
16	79647-002	*** KNOB - Door Handle	1	
17	79515-035	*** COVER - Cabin Door Latch	1	
18	79515-013	*** HANDLE ASSY - Cabin Door	1	
19	79515-070	*** LATCH ASSY - Door	1	
20	79515-071	**** TUBE ASSY - Door Latch	1	
21	587-398	***** SPRING - Door Latch Tube	1	
22	400-113	***** BOLT - (AN 4-20)	1	
-23	407-565	***** WASHER - (AN 960-416)	3	
-24	404-101	***** NUT - (AN 310-4)	1	
-25	424-051	***** COTTER PIN - (MS 24665-132)	1	
26	424-141	***** PIN - (MS 20392-IC-9)	1	
27	407-562	***** WASHER - (AN 960-6)	2	
-28	424-041	***** COTTER PIN - (MS 24665-5)	1	
-29	79515-016	***** TUBE	1	
30	79515-072	**** BOX ASSY - Door Latch	1	
31	79515-008	**** LINK - Door Latch Mechanism	2	
32	79515-015	**** BUSHING - Door Latch Mechanism	1	
33	79530-003	**** HANDLE - Door Latch Mechanism	1	
34	587-381	**** SPRING - (e0240-037-1750S)	2	
35	62833-105	**** WASHER - Door Latch Mechanism	1	
36	79532-002	**** LATCH - Cabin Door	1	
37	400-665	**** BOLT - (AN 21-31)	2	
-38	407-562	**** WASHER - (AN 960-6)	2	
-39	404-391	**** NUT - (AN 320-1)	2	
-40	424-041	**** COTTER PIN - (MS 24665-5)	2	
41	424-178	**** PIN - (MS 20392-2C-19)	1	
-42	424-041	**** COTTER PIN - (MS 24665-5)	1	
43	480-800	**** PIN - Spring (MS 9048-111)	1	
44	407-582	**** WASHER - (AN 960-6L)	2	
45	400-668	*** BOLT - (AN 23-26)	1	
46	407-584	*** WASHER - (AN 960-10L)	4	
47	404-392	** NUT - (AN 320-3)	1	
-48	424 051	*** COTTER PIN - (MS 24665-132)	1	

- ITEM NOT ILLUSTRATED

When ordering, always specify Part Number, Description, and Serial Number of Aircraft

Revised: June 10, 2004

THE NEW PIPER AIRCRAFT, INC.
PA-32-301 FT
AIRPLANE PARTS CATALOG

Figure and Index Number	Part Number	Nomenclature	No. Req.	Serial Numbers Affected
14-				
-49	414-783	*** SCREW - (MS 24693-C51)	6	
-50	411-512	*** SCREW - (MS 35207-243)	1	
51	406-649	** NUTPLATE - (NAS 697A08)	12	
-51a	407-583	** WASHER - (AN 960-8L)	12	
-51b	415-305	** SCREW - (MS 27039-0805)	12	
52	79475-111	** COVER	1	
53	100586-026	** LOCK ASSY - Cabin Door (Part of 100586-004 Kit)	1	
53a	82247-002	** WASHER	1	
54	100587-043	** BEARING	1	
55	100587-018	** ANGLE	1	
56	100587-017	** SUPPORT ASSY	1	
57	100587-019	** RETAINER	1	
58	690-601	** SPRING WASHER - (W0855-010-S) (Locate over head of bearing)	1	
59	100587-011	** SPACER (Locate between angle and retainer)	2	
60	415-311	** SCREW - (MS 27039-0811)	2	
61	407-563	** WASHER - (AN 960-8)	4	
62	100587-041	** RETAINER	2	
63	415-305	** SCREW - (MS 27039-0805)	4	
64	407-583	** WASHER - (AN 960-8L)	4	
65	404-529	** NUT - (MS 21042-08)	4	
66	100587-024	** PIN	1	
67	100587-012	** BRACKET ASSY	1	
68	100587-016	** CHANNEL ASSY	1	
69	415-308	** SCREW - (MS 27039-0808)	2	
70	100587-052	** SPACER	2	
71	401-265	** BOLT - (AN 3H7A)	3	
72	407-584	** WASHER - (AN 960-10L)	7	
73	100587-002	** LINK	1	
74	424-039	** COTTER PIN - (MS 24665-69)	1	
75	100587-003	** RETAINER ASSY	1	
76	100587-020	** PIN	1	
-77	100587-032	** ROD ASSY	1	
-78	603-302	** NUT - (NAS 509-7)	4	
-79	79475-110	** PAN ASSY	1	
-80	406-649	*** NUTPLATE - (NAS 697A08)	15	
-81	406-576	*** NUTPLATE - (NAS 696A08)	5	
-82	406-826	*** NUTPLATE - (NAS 687A08K)	2	
-83	406-816	*** NUTPLATE - (NAS 687A3)	1	
-84	406-881	*** RIVNUT - (SS8K106)	6	
-85	653-644	** CABLE ASSY	1	
-86	653-645	** CABLE ASSY	1	
-87	100587-061	** PLATE ASSY	1	
-87a	407-584	** WASHER - (AN960-10L)	1	
-87b	424-051	** COTTER PIN - (MS24665-132)	1	
-88	79475-008	** SKIN ASSY	1	
-89	100587-036	** COVER	1	
-89a	415-308	** SCREW - (MS 27039-0808)	9	
-89b	407-583	** WASHER - (AN 960-8L)	9	
-90	100587-028	** SUPPORT ASSY (Locate to match 100587-036 cover)	1	
-91	424-176	** PIN - (MS 20392-2C15)	1	
-91a	690-612	** WASHER - (NAS1149F0363P)	2	

- ITEM NOT ILLUSTRATED

When ordering, always specify Part Number, Description, and Serial Number of Aircraft

THE NEW PIPER AIRCRAFT, INC.
PA-32-301 FT
AIRPLANE PARTS CATALOG

Figure and Index Number	Part Number	Nomenclature	No. Req.	Serial Numbers Affected
14-				
-91b	424-051	** COTTER PIN - (MS 24665-132)	2	
-92	100587-039	** TERMINAL	2	
-92a	477-922	** NUT - (NAS 509-3)	2	
-93	— —	DELETED		
-94	400-652	** BOLT - (AN21-8)	2	
-94a	407-563	** WASHER - (AN960-8)	2	
-94b	404-391	** NUT - (AN320-1)	2	
-94c	424-041	** COTTER PIN - (MS 24665-5)	2	
-95	— —	DELETED		
-96	415-544	** SCREW - (MS 35206-244)	2	
-97	419-933	** SCREW - (#4 x 1/2")	24	
-98	406-888	** RIVNUT - (S10-116)	4	
-99	411-534	** SCREW - (MS 35207-265)	4	
-100	407-159	** WASHER - (AN 936A10B)	4	
-101	410-240	** SCREW - (MS 24694-S5)	8	
-102	404-323	** NUT - (AN 316-5R)	1	
-103	404-224	** NUT - (AN 315-3R)	2	
104	452-568	** ROD END	2	
-105	— —	DELETED		
106	85210-155	* PANEL - Forward Cabin Door	2	
107	85210-316	* LOWER PANEL ASSY	1	
-107a	85210-416	* LOWER PANEL ASSY	1	
-108	— —	DELETED	0	
-109	— —	DELETED	0	
-110	— —	DELETED	0	
-111	— —	DELETED	0	
-112	— —	DELETED	0	
-113	— —	DELETED	0	
-114	— —	DELETED	0	
-115	— —	DELETED	0	
-116	— —	DELETED	0	
-117	— —	DELETED	0	
118	85210-353	* COVER - Trim, Door Closure	1	
119	410-100	* SCREW - (MS 24694S48)	2	
120	494-002	* WASHER	2	
122	65727-000	DOOR HOLDER ASSY	1	
123	62833-039	WASHER - Door Holder (Neoprene)	2	
124	63020-002	BUSHING - Door Holder	2	
125	400-862	BOLT - (AN 23-10A)	2	
126	424-204	PIN - (MS 20392-3C13)	2	
-126a	407-585	WASHER - (AN 960-416L)	AR	
-126b	424-051	COTTER PIN - (MS 24665-132)	2	
129	36722-006	SNUBBER SEAL - Fwd car (8.0" Long)	1	
129a	36722-005	SNUBBER SEAL - Vert. Side (24.0" Long)	1	

- ITEM NOT ILLUSTRATED

When ordering, always specify Part Number, Description, and Serial Number of Aircraft

Revised: June 10, 2004

THE NEW PIPER AIRCRAFT, INC.
PA-32-301 FT
AIRPLANE PARTS CATALOG

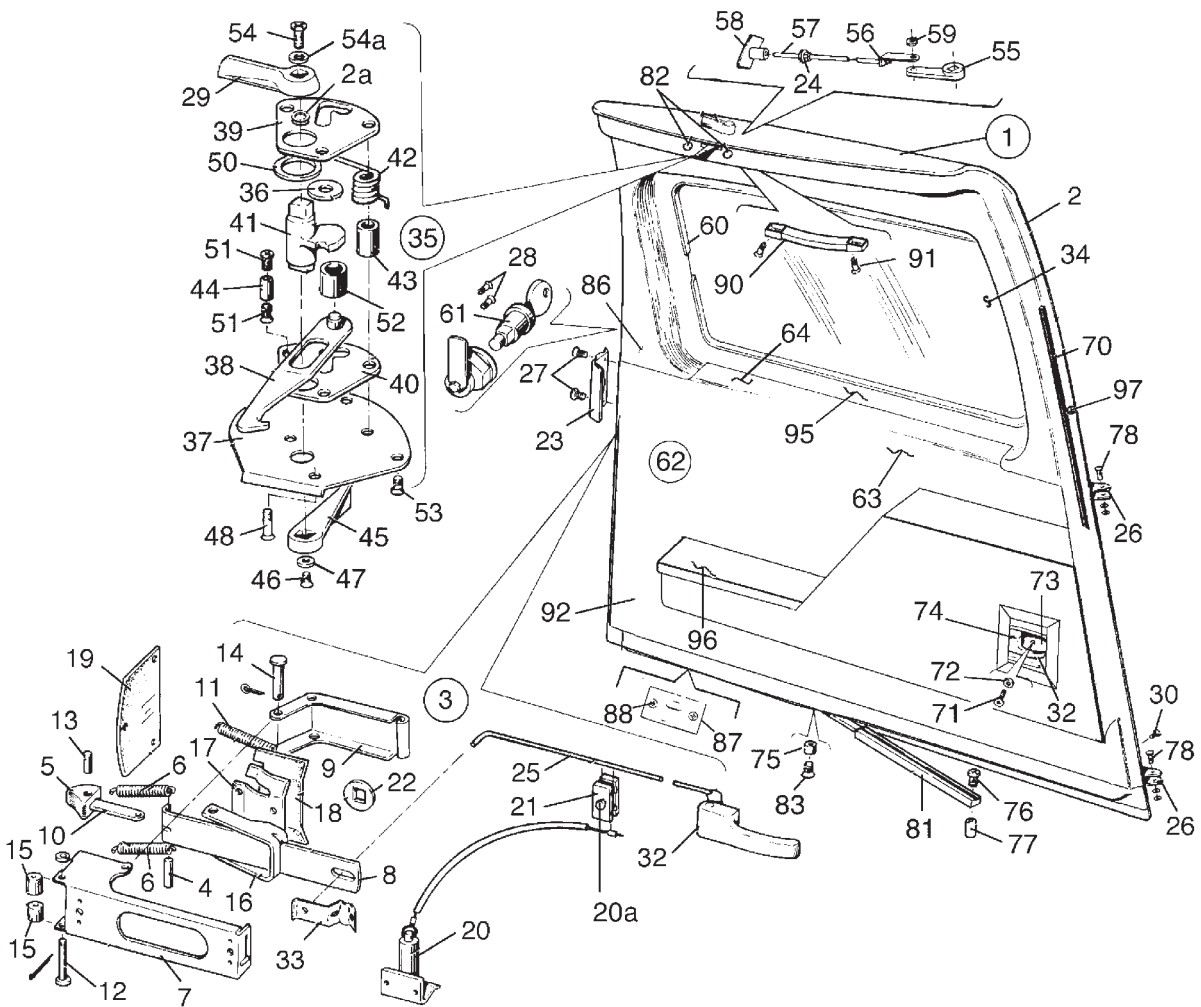


Figure 15. Fuselage Aft Cabin Door

THE NEW PIPER AIRCRAFT, INC.
PA-32-301 FT
AIRPLANE PARTS CATALOG

Figure and Index Number	Part Number	Nomenclature	No. Req.	Serial Numbers Affected
15	79546 (BD)	DRAWING - Doors Installation		
	78085 (BH)	DRAWING - Door Assy, Aft Cabin		
	85210 (BT)	DRAWING - Interior Details		
1	96981-013	DOOR ASSY - Cabin, Aft	1	
2	96995-009	* DOOR ASSY - Cabin, Aft	1	
2a	434-138	** GROMMET- (MS 35489-17)	1	
3	68188-002	* LATCH ASSY - Door	1	
4	14627-003	** PIN - Door Latch	1	
5	69224-000	** TONGUE ASSY - Door Latch	1	
6	14635-002	** SPRING	2	
7	79434-000	** HOUSING ASSY - Door Latch	1	
8	100607-002	** PLATE ASSY	1	
9	79594-000	** PLATE	1	
10	81262-068	** LINK	1	
11	83302-043	** SPRING	1	
12	424-163	** PIN - (MS 20392-1C53)	1	
-12a	407-562	** WASHER - (AN 960-6)	1	
-12b	424-051	** COTTER PIN - (MS 24665-132)	1	
13	480-694	** ROLL PIN	1	
14	424-162	** PIN - (MS 20392-1C49)	1	
-14a	424-051	** COTTER PIN - (MS 24665-132)	1	
-14b	407-562	** WASHER - (AN 960-6)	1	
15	14843-090	** BUSHING	2	
16	66641-000	** PLATE - Door Latch Stop	1	
17	21843-000	** PLATE - Seal Support	1	
18	21844-000	** SEAL	1	
19	21478-000	** SEAL	1	
20	96863-006	* ACTUATOR ASSY - Door Latch, Lower	1	
20a	401-266	* BOLT - (AN 3-5A)	1	
-20b	690-612	* WASHER - (NAS1149F0363P)	1	
-20c	406-443	* NUT - (NAS679A3W)	1	
21	96864-000	* CLAMP - Lower Door Latch	2	
22	21176-000	* SPACER - Door Lock	1	
23	68187-000	* PLATE - Trim, Latch	1	
24	404-224	* NUT - (AN 315-3R)	1	
25	485-129	* PULLROD - Door Latch	1	
-25a	96865-000	* CLIP	1	
26	68174-000	* HINGE - Aft Cabin Door	2	
27	414-515	* SCREW - (MS 24693-S48)	2	
-27a	406-709	* NUT	2	
28	415-518	* SCREW- (MS 35206-228)	4	
29	36590-002	* HANDLE - Door, Auxiliary	1	
30	415-533	* SCREW - (MS 35206-243)	12	
-30a	408-105	* WASHER - (MS 35335-31)	12	
32	464-142	* HANDLE - Door, Left	1	
-32a	411-533	* SCREW - (MS 35207-264)	4	
-32b	690-609	* WASHER - (NAS 1149F0332P)	4	
-32c	406-706	* NUT	4	
33	587-221	* SPRING - Pull Rod	1	
34	99069-004	* WINDOW - Cabin Door, Aft (1.25 thick)	1	
35	96993-002	* LATCH ASSY - Aft Cabin Door, Auxiliary	1	
36	407-585	** WASHER - (AN 960-416L)	1	
37	68186-002	** PAN - Door Latch	1	
38	68176-003	** HOOK ASSY - Door Latch	1	

- ITEM NOT ILLUSTRATED

When ordering, always specify Part Number, Description, and Serial Number of Aircraft

Revised: June 10, 2004

THE NEW PIPER AIRCRAFT, INC.
PA-32-301 FT
AIRPLANE PARTS CATALOG

Figure and Index Number	Part Number	Nomenclature	No. Req.	Serial Numbers Affected
15-				
39	68179-006	** PLATE - Door Latch	1	
40	68179-005	** PLATE - Door Latch	1	
41	68178-003	** CAM - Door Latch	1	
42	63045-000	** SPRING - Door Latch	1	
43	63900-050	** BUSHING	2	
44	96996-000	** BUSHING	1	
45	63039-000	** HANDLE - Door, Auxiliary	1	
46	519-853	** SCREW - (MS 24622-43)	1	
47	407-586	** WASHER - (AN 960-516L)	1	
48	414-769	** SCREW - (MS 24693-S53)	2	
-49	404-833	** NUT - (MS 20364-832C)	2	
50	407-569	** WASHER - (AN 960-816)	1	
51	414-777	** SCREW - (MS 24693-S47)	2	
52	36572-003	** ROLLER - Door Latch (3/8 O.D.)	1	
53	414-763	* SCREW - (MS 24693-S50)	3	
54	520-056	* SCREW - (MS 51861-450)	1	
54a	62833-101	* WASHER	1	
55	96999-000	* ARM ASSY - Aft Cabin Door	1	
56	96984-000	* ROD ASSY - Door Latch, Aft	1	
57	96868-000	* PIN - Upper Door Latch	1	
58	96991-000	* GUIDE ASSY - Aft Door Top Latch	1	
59	484-830	* RING	1	
60	99070-000	* RETAINER - Window	1	
-60a	419-681	* SCREW - Type A Recessed Head	16	
61	100586-012	* LOCK ASSY - Aft Cabin Door (Order Kit 100586-004 for ignition switch and door locks)	1	
62	454-887	* CLAMP	2	
-62a	411-533	* SCREW - (MS 35207-264)	2	
-62b	690-612	* WASHER - (NAS 1149FO363P)	3	
-62c	406-443	* NUT - (NAS 679A3W)	2	
-62d	96992-000	* CLIP	1	
-62e	477-692	* WALLGRIP NUT - (1/8 x 5)	4	
-62f	69972-006	* CHANNEL ASSY	1	
63	85365-003	* EXTRUSION	1	
64	78086-000	* RETAINER	2	
70	100802-002	DOOR SEAL	AR	
71	410-023	SCREW - (MS24691-C48)	1	
72	408-044	WASHER - (MS35333-39)	1	
73	581-489	PLATE - Trim, Black	1	
74	459-441	ESCUTCHEON	1	
75	63020-002	BUSHING - Door Holder	1	
76	400-870	BOLT - Clevis (AN 23-18A)	1	
-76a	62833-039	WASHER	1	
-76b	63020-002	BUSHING	1	
77	63900-025	BUSHING - Door Holder	1	
78	424-204	PIN - (MS 20392-3C13)	2	
-78a	407-585	WASHER - (AN 960-416L)	2	
-78b	424-051	COTTER PIN - (MS 24665-132)	2	
81	65727-000	HOLDER ASSY - Door	1	
82	453-856	BUMPER - Door	2	
83	400-862	BOLT - Clevis (AN 23-10A)	1	
-83a	62833-039	WASHER	1	
86	85210-434	PANEL ASSY - Upper (optional)	1	
86	85210-334	PANEL ASSY - Upper	1	
87	96866-002	PLATE	1	

- ITEM NOT ILLUSTRATED

When ordering, always specify Part Number, Description, and Serial Number of Aircraft

THE NEW PIPER AIRCRAFT, INC.
PA-32-301 FT
AIRPLANE PARTS CATALOG

Figure and Index Number	Part Number	Nomenclature	No. Req.	Serial Numbers Affected
15-				
88	415-535	SCREW - (MS 35206-245)	2	
90	464-412	DOOR ASSIST HANDLE	2	
91	415-522	SCREW - (MS 35206-232)	4	
92	85210-440	PANEL ASSY - Aft Cabin Door, Lower (Optional)	1	
92	85210-340	PANEL ASSY - Lower	1	
95	419-681	SCREW - (locate as required)	4	
-95a	494-001	WASHER - (locate as required)	2	
-95b	85368-011	ANGLE - upper panel assy	2	
96	85210-007	DOOR CLOSURE	1	
-96a	415-544	SCREW - (MS 35206-244)	2	
-96b	407-563	WASHER - (AN 960-8)	2	
97	419-646	SCREW - #6 x 1/2 (attaches to door assy 96981-013)	AR	

- ITEM NOT ILLUSTRATED

When ordering, always specify Part Number, Description, and Serial Number of Aircraft

Revised: June 10, 2004

THE NEW PIPER AIRCRAFT, INC.
PA-32-301 FT
AIRPLANE PARTS CATALOG

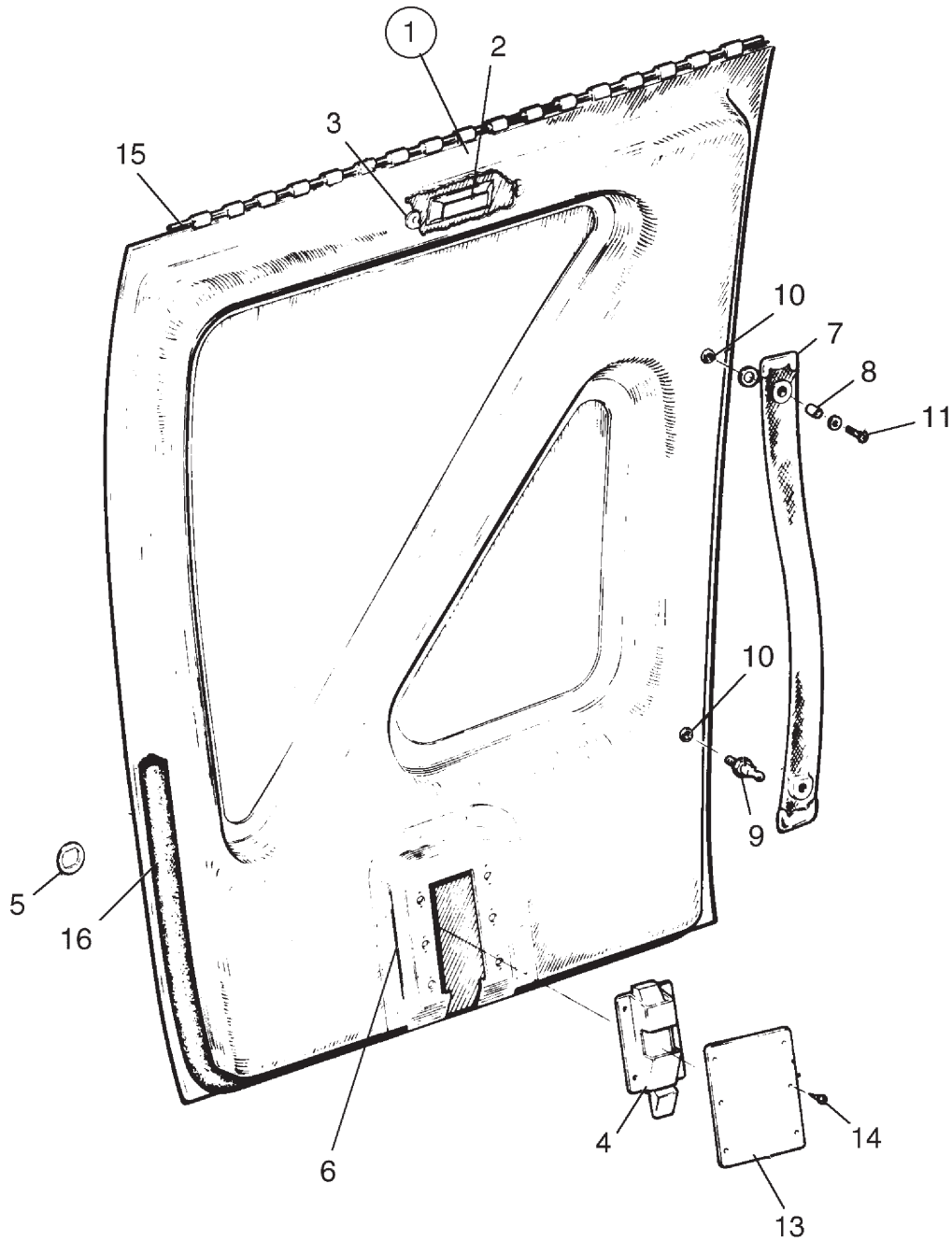


Figure 16. Fuselage Forward Baggage Door

THE NEW PIPER AIRCRAFT, INC.
PA-32-301 FT
AIRPLANE PARTS CATALOG

Figure and Index Number	Part Number	Nomenclature	No. Req.	Serial Numbers Affected
16	79546 (BD)	DRAWING - Doors Installation		
1	69853-006	DOOR ASSY - Forward Baggage (Bonded, Less Lock Assy)	1	
2	474-107	* MAGNET - (H34-607)	1	
3	37996-002	* COVER - Magnet	1	
4	472-077	* LATCH - Trigger Action (Incorporates Rectangular Push Button) - (H38-.064-.750)	1	
5	21176-000	* SPACER - Door Lock	1	
6	69887-000	* LATCH HOUSING	1	
7	65440-007	* STRAP ASSY - Baggage Door, White	1	
8	63900-031	* BUSHING - Strap	1	
9	487-674	* STUD - (XX16362)	1	
10	406-863	* RIVNUT - (A8-K-75)	2	
11	415-537	* SCREW - (MS 35206-247)	1	
-12	407-564	* WASHER - (AN 960-10)	1	
13	69495-000	* COVER - Baggage Door, Lock	1	
14	411-582	* SCREW - (MS 35207-261)	6	
15	63744-010	PIN - Hinge, Door	1	
16	100802-002	DOOR SEAL - Baggage Door	AR	

- ITEM NOT ILLUSTRATED

When ordering, always specify Part Number, Description, and Serial Number of Aircraft

Revised: June 10, 2004

THE NEW PIPER AIRCRAFT, INC.
PA-32-301 FT
AIRPLANE PARTS CATALOG

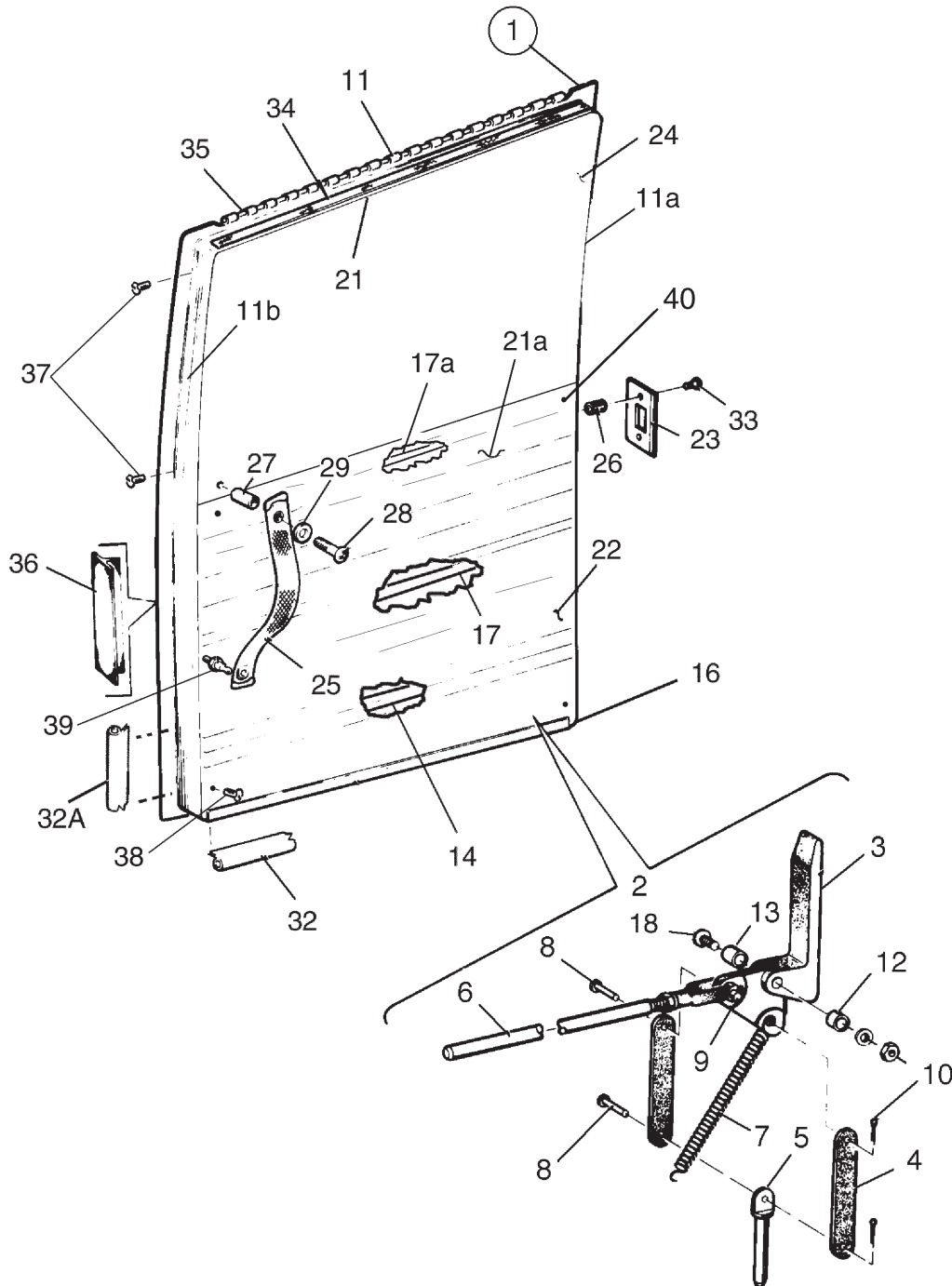


Figure 17. Fuselage Aft Cargo Door

THE NEW PIPER AIRCRAFT, INC.
PA-32-301 FT
AIRPLANE PARTS CATALOG

Figure and Index Number	Part Number	Nomenclature	No. Req.	Serial Numbers Affected
17	79546 (BD)	DRAWING - Doors Installation		
	36722 (L)	DRAWING - Door Snubber Installation		
	69859 (AI)	DRAWING - Cargo Door Assy Complete		
1	69858-005	DOOR ASSY - Cargo	1	
2	68976-000	* LATCH ASSY - Cargo Door	1	
3	69112-000	** HANDLE - Cargo Door Latch	1	
4	68980-000	** LINK - Cargo Door Latch	2	
5	68978-000	** PIN - Cargo Door Latch	1	
6	68981-000	** PIN ASSY - Cargo Door Latch	1	
7	68963-000	** SPRING - Cargo Door	1	
8	424-172	** PIN - (MS 20392-2C9)	2	
9	424-176	** PIN - (MS 20392-2C15)	1	
10	424-095	** COTTER PIN - (MS 24665-151)	2	
11	68964-000	* HINGE HALF - Cargo Door	1	
11a	68954-005	* FRAME ASSY - Fwd	1	
11b	68957-002	* FRAME ASSY - Aft	1	
12	63900-081	* BUSHING - Cargo Door	1	
13	63900-082	* BUSHING - Cargo Door	1	
14	68961-000	* CHANNEL - Lower	1	
-15	63900-090	* BUSHING	1	
16	68962-000	* SKIN - Outboard	1	
17	68960-001	* CHANNEL - Center	1	
17a	68973-000	* CHANNEL	1	
18	411-540	* SCREW- (MS 35207-271)	1	
-19	690-612	* WASHER - (NAS 1149F0363P)	1	
-20	406-443	* NUT - (NAS 679A3W)	1	
21	68959-000	* CHANNEL - Upper	1	
21a	68965-002	* SKIN - Inboard	1	
22	85210-315	PANEL ASSY - Cargo Door, Lower	1	
-22a	85210-415	PANEL ASSY - Cargo Door, Lower	1	
23	63293-002	PLATE - Door Latch Striker	1	
24	85210-336	PANEL ASSY - Cargo Door, Upper	1	
-24a	85210-436	PANEL ASSY - Cargo Door Upper	1	
-24b	85210-470	PANEL ASSY	1	
25	83365-002	STRAP ASSY - Cargo Door	1	
26	63257-000	BUSHING - Striker Plate	2	
27	37511-026	BUSHING	1	
28	415-539	SCREW - (MS 35206-249)	1	
29	690-612	WASHER - (NAS 1149F0363P)	1	
-30	655-100	CAP - (APP0SC25001M)	1	
-31	452-104	BASE - Screw Cover (APP0SB250P)	1	
32	69859-004	MOULDING - Cargo Door	1	
32a	69859-005	MOULDING	1	
33	410-248	SCREW - (MS 24694-S13)	2	
34	65692-004	SEAL- Door	1	
35	63744-010	PIN - Hinge, Cargo Door	1	
36	36722-011	SNUBBER - Aft Vert. Side (29.0" long)	1	
-36a	36722-007	SNUBBER - Aft Vert. Side (24.0" long)	1	
37	419-646	SCREW - (#6 x 1/2 Rec. Hd.)	4	
38	419-681	SCREW	3	
-38a	494-001	WASHER	3	
39	690-727	STUD - (AN 227-22)	1	
40	419-678	SCREW	2	
-40a	494-001	WASHER	2	

- ITEM NOT ILLUSTRATED

When ordering, always specify Part Number, Description, and Serial Number of Aircraft

Revised: June 10, 2004

THE NEW PIPER AIRCRAFT, INC.
PA-32-301 FT
AIRPLANE PARTS CATALOG

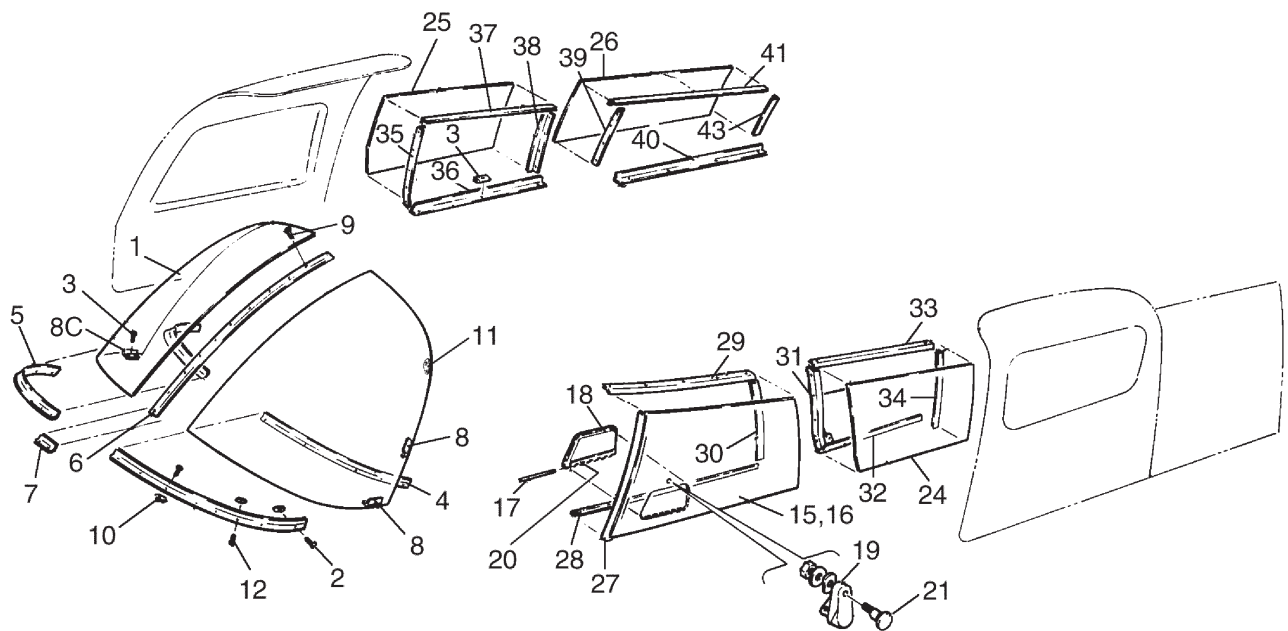


Figure 18. Fuselage Enclosure Installation

THE NEW PIPER AIRCRAFT, INC.
PA-32-301 FT
AIRPLANE PARTS CATALOG

Figure and Index Number	Part Number	Nomenclature	No. Req.	Serial Numbers Affected
18	85535 (M) 85206 (E)	DRAWING - Windshield Installation DRAWING - Window Installation		
1	85535-012	WINDSHIELD - Left, Tinted (.250 thick)	1	
-1a	85535-013	WINDSHIELD - Right, Tinted (.250 thick)	1	
2	415-520	SCREW - (MS35206-230)	2	
3	419-681	SCREW	4	
4	69220-018	COLLAR - Inside, Left	1	
-4a	69220-019	COLLAR - Inside, Right	1	
5	100579-002	COLLAR - Outside, Left	1	
-5a	100579-003	COLLAR - Outside, Right	1	
6	79557-002	TRIM STRIP - Windshield, Center	1	
7	69219-000	PLATE - Windshield Collar	1	
8	69861-022	RETAINER - Windshield, Left	1	
-8a	85469-012	RETAINER - Windshield, Left	1	
-8b	79155-000	RETAINER - Windshield, Right	2	
8c	69861-009	RETAINER - Windshield, Right	1	
-8d	85469-013	RETAINER - Windshield, Right	1	
9	415-537	SCREW - (MS 35206-244)	7	
10	406-809	ANCHOR NUT - (NAS 687A06K)	6	
11	406-642	NUTPLATE - (MS 21061L08)	2	
12	406-823	ANCHOR NUT - (NAS 686A06K)	14	
-12a	486-286	SCREW - (NAS 601-8P)	12	
-13	477-809	NUTPLATE - (MS 21059L08)	12	
-14	415-536	SCREW	14	
15	69713-005	WINDOW ASSY - Front, Left, Tinted	1	
16	69712-005	* WINDOW- Front, Left, Tinted	1	
17	63744-009	* PIN - Storm Window Hinge	1	
18	65896-002	* WINDOW ASSY - Storm, Tinted	1	
19	65742-000	* LATCH - Storm Window	1	
20	65782-000	* HINGE HALF - Storm Window	1	
21	79572-000	* SCREW - Special, Storm Window Latch	1	
-22	408-832	* WASHER - Shakeproof (1214-00-00-0551)	1	
-23	477-696	* NUT - Dome (8061-NP)	1	
24	85294-006	WINDOW - Middle, Left, Tinted (.125 thick)	1	
25	85294-007	WINDOW - Middle, Right, Tinted (.125 thick)	1	
26	85294-005	WINDOW - Middle, Right, Tinted (.125 thick)	1	
27	79562-000	ANGLE - Left, Front, Front Window	1	
28	69709-000	RETAINER - Left, Bottom, Front Window	1	
29	68293-002	ANGLE - Left, Top, Front Window	1	
30	85194-008	RETAINER - Left, Rear, Front Window	1	
31	85194-009	RETAINER - Left, Front, Middle Window	1	
32	85194-015	RETAINER - Left, Bottom, Middle Window	1	
33	85194-016	RETAINER - Left, Top, Middle Window	1	
34	85194-010	RETAINER - Left, Rear, Middle Window	1	
35	85194-009	RETAINER - Right, Front, Middle Window	1	
36	85194-015	RETAINER - Right, Bottom, Middle Window	1	
37	85194-017	RETAINER - Right, Top, Middle Window	1	
38	85194-010	RETAINER - Right, Rear, Middle Window	1	
39	85194-012	RETAINER - Right, Front, Middle Window	1	
40	85194-014	RETAINER - Right, Bottom, Middle Window	1	
41	85194-019	RETAINER - Right, Top, Middle Window	1	
-42	85194-020	SHIM - Right, Top, Middle Window	1	
43	85194-007	RETAINER - Right, Rear, Middle Window	1	

- ITEM NOT ILLUSTRATED

When ordering, always specify Part Number, Description, and Serial Number of Aircraft

Revised: June 10, 2004

**THE NEW PIPER AIRCRAFT, INC.
PA-32-301 FT
AIRPLANE PARTS CATALOG**

THIS PAGE INTENTIONALLY LEFT BLANK

**THE NEW PIPER AIRCRAFT, INC.
PA-32-301 FT
AIRPLANE PARTS CATALOG**

**SECTION III
TAIL SURFACES GROUP**

Revised: June 10, 2004

THE NEW PIPER AIRCRAFT, INC.
PA-32-301 FT
AIRPLANE PARTS CATALOG

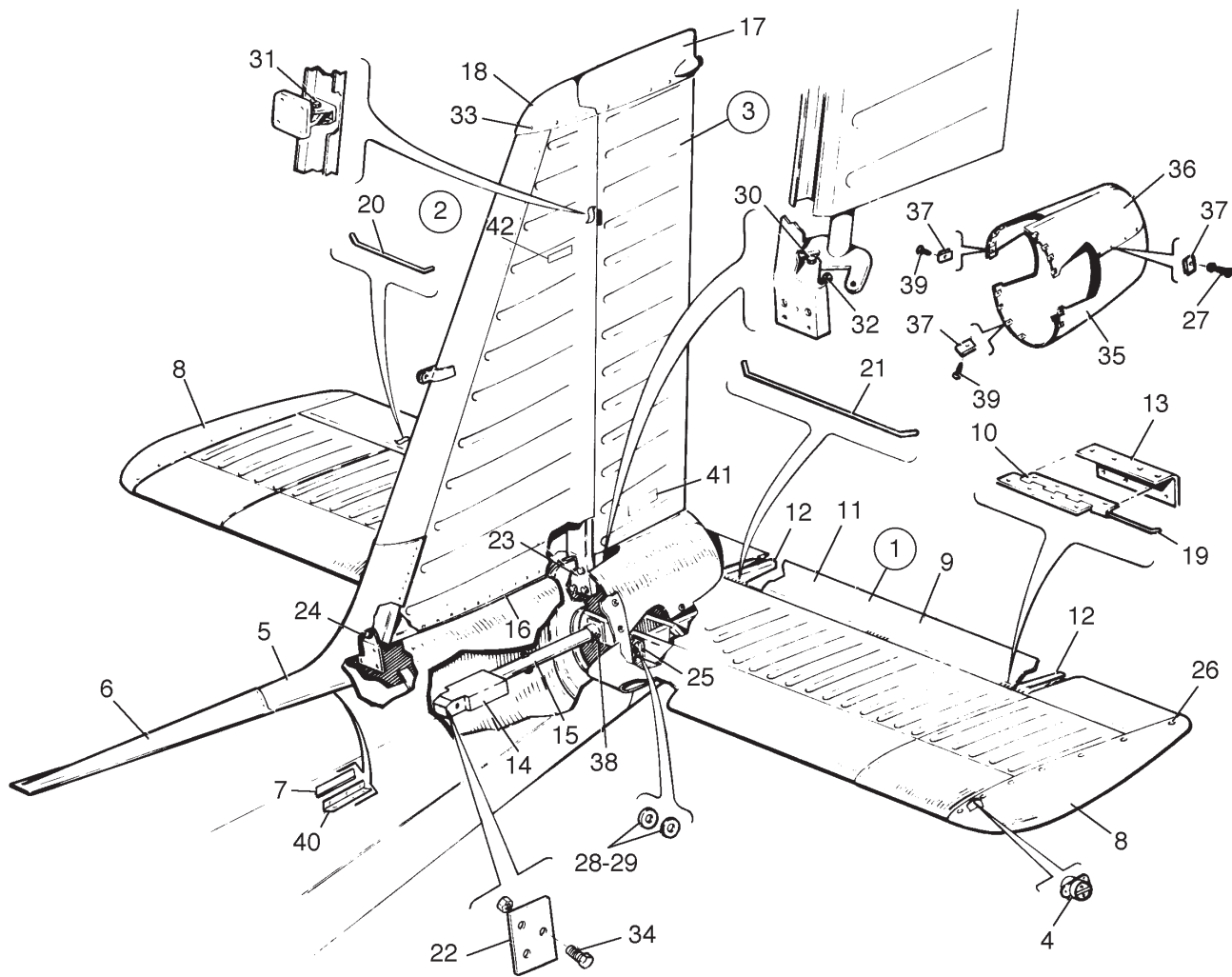


Figure 19. Tail Surfaces Installation

THE NEW PIPER AIRCRAFT, INC.
PA-32-301 FT
AIRPLANE PARTS CATALOG

Figure and Index Number	Part Number	Nomenclature	No. Req.	Serial Numbers Affected
19	68425 (BM) 83363 (N)	DRAWING - Tail Surfaces Installation DRAWING - Exterior Finish		
1	68426-002	STABILATOR ASSY (See Figure 20 for component parts)	1	
2	66975-004	FIN ASSY (See Figure 21 for component parts)	1	
3	65342-002	RUDDER ASSY (See Figure 22 for component parts)	1	
4	38192-000	WEIGHT ASSY - Stabilator Tip	2	
5	99619-004	FAIRING ASSY - Fin, Aft	1	
6	99621-002	FAIRING - Fin, Forward	1	
7	63186-021	MOULDING - Extruded	2	
8	63584-000	TIP- Stabilator	2	
9	63585-000	TAB - Stabilator Trim, Left	1	
-9a	63585-001	TAB - Stabilator Trim, Right	1	
10	63560-002	* HINGE - Half, Stabilator Tab	3	
11	63586-000	* SKIN - Stabilator Trim Tab, Left	1	
-11a	63586-001	* SKIN - Stabilator Trim Tab, Right	1	
12	63587-000	* RIB - Outboard	1	
-12a	63587-001	* RIB - Inboard	1	
13	63588-000	* DOUBLER	3	
14	99803-005	BALANCE WEIGHT ASSY - Stabilator	1	
15	69624-000	* TUBE ASSY - Stabilator	1	
16	63186-002	MOULDING - Extruded	2	
17	38245-000	FAIRING ASSY - Rudder Tip (With Provisions for Tail Light)	1	
-17a	36712-002	FAIRING ASSY - Rudder Tip (Without Provisions for Tail Light)	1	
18	38222-003	TIP - Fin	1	
19	62002-002	PIN- Hinge	2	
20	62002-003	PIN - Hinge	2	
21	62002-004	PIN - Hinge	1	
22	96564-000	PLATE - Stabilator Balance	1	
23	400-003	BOLT - (AN 4-6A)	4	
-23a	407-565	WASHER - (AN 960-416)	8	
-23b	404-888	NUT - (MS 20365-428C)	4	
24	400-003	BOLT - (AN 4-6A)	1	
-24a	407-565	WASHER - (AN 960-416)	2	
25	402-680	BOLT - (NAS 1104-17)	2	
-25a	407-565	WASHER - (AN 960-416)	4	
-25b	406-637	NUT	2	
26	510-058	SCREW - (NAS 514P832-8)	24	
-26a	494-101	WASHER	24	
-26b	477-672	NUT	24	
27	410-054	SCREW- (MS 24694-C5)	10	
-27a	494-101	WASHER	10	
28	407-585	WASHER - (AN 960-416L)	AR	
29	407-565	WASHER - (AN 960-416)	AR	
30	401-269	BOLT - (AN 3-10A)	1	
-30a	407-564	WASHER - (AN 960-10)	3	
-30b	404-887	NUT - (MS 20365-1032C)	1	
-30c	407-584	WASHER - (AN 960-10L)	1	
31	400-056	BOLT - (AN 3-11)	1	
-31a	407-564	WASHER - (AN 960-10)	7	
-31b	407-584	WASHER - (AN 960-10L)	2	

- ITEM NOT ILLUSTRATED

When ordering, always specify Part Number, Description, and Serial Number of Aircraft

Revised: June 10, 2004

THE NEW PIPER AIRCRAFT, INC.
PA-32-301 FT
AIRPLANE PARTS CATALOG

Figure and Index Number	Part Number	Nomenclature	No. Req.	Serial Numbers Affected
19-				
-31c	404-100	NUT - (AN 310-3)	1	
-31d	424-051	COTTER PIN - (MS 24665-132)	1	
32	553-266	BOLT	2	
-32a	404-224	NUT - (AN 315-3R)	2	
33	410-054	SCREW - (MS 24694-C5)	16	
-33a	494-101	WASHER	16	
-33b	477-672	NUTPLATE	6	
34	401-330	BOLT - (AN 4-32A)	1	
-34a	407-565	WASHER - (AN 960-416)	2	
-34b	404-888	NUT - (MS 20365-428C)	1	
35	66822-009	FAIRING - Lower	1	
36	66822-010	FAIRING - Upper	1	
37	477-640	NUT	16	
38	400-450	BOLT - (AN 3-17A)	2	
-38a	407-564	WASHER - (AN 960-10)	6	
-38b	404-887	NUT - (MS 20365-1032C)	2	
39	415-378	SCREW - (MS 51957-45)	16	
40	79277-000	ANGLE - Dorsal Fin Fitting, Left	1	
-40a	79277-001	ANGLE - Dorsal Fin Fitting, Right	1	
41	87341-002	PLACARD - Do Not Push	2	
42	100814-002	STENCIL	2	

- ITEM NOT ILLUSTRATED

When ordering, always specify Part Number, Description, and Serial Number of Aircraft

**THE NEW PIPER AIRCRAFT, INC.
PA-32-301 FT
AIRPLANE PARTS CATALOG**

THIS PAGE INTENTIONALLY LEFT BLANK

THE NEW PIPER AIRCRAFT, INC.
PA-32-301 FT
AIRPLANE PARTS CATALOG

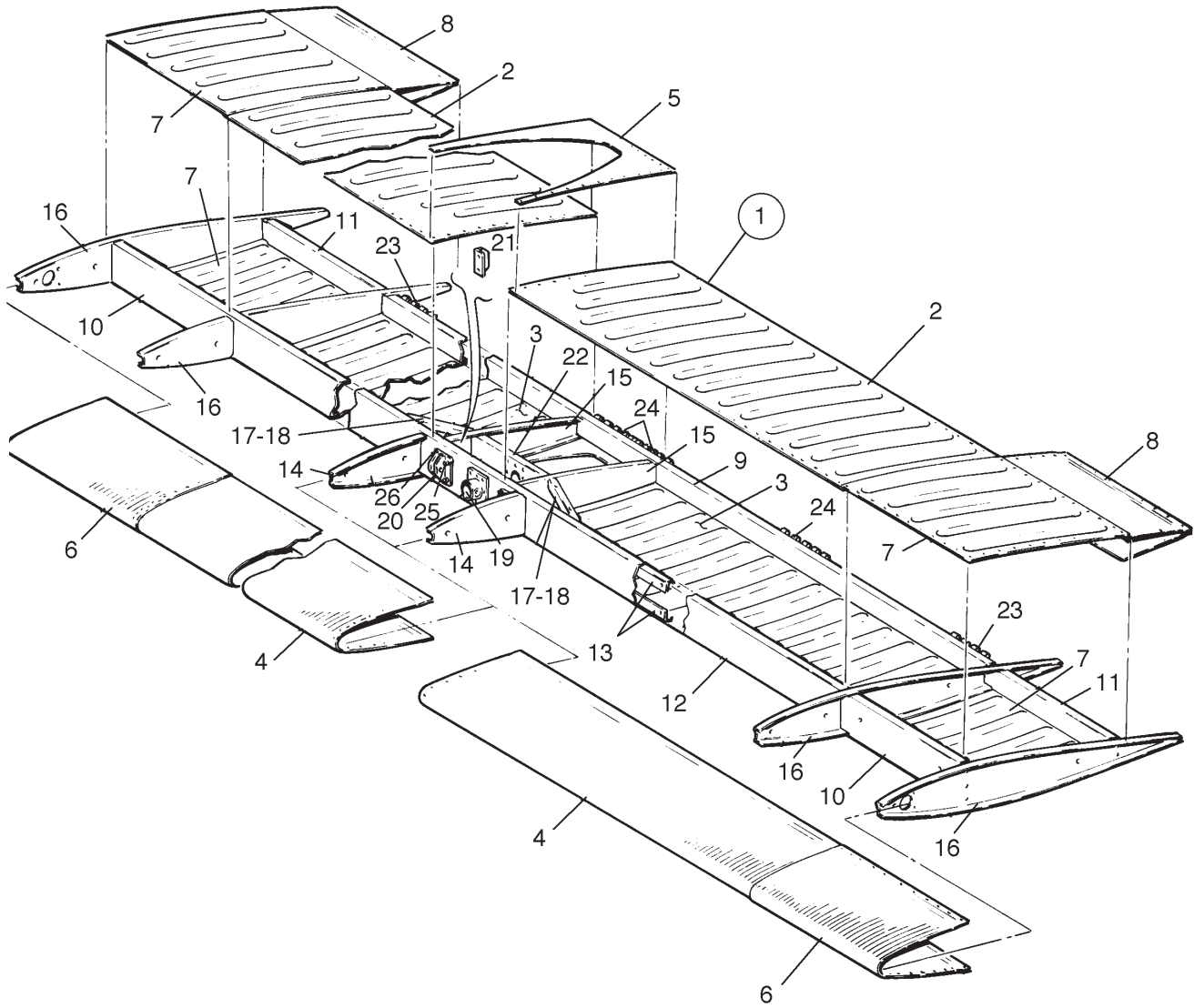


Figure 20. Stabilator Assembly

Revised: June 10, 2004

THE NEW PIPER AIRCRAFT, INC.
PA-32-301 FT
AIRPLANE PARTS CATALOG

Figure and Index Number	Part Number	Nomenclature	No. Req.	Serial Numbers Affected
20	68425 (BM)	DRAWING - Tail Surfaces Installation		
1	68426-002	STABILATOR ASSY	RF	
2	63392-000	* SKIN - Stabilator; Aft Top, Left	1	
-2a	63392-001	* SKIN - Stabilator, Aft Top, Right	1	
3	63393-000	* SKIN - Stabilator, Aft Bottom, Left	1	
-3a	63393-001	* SKIN - Stabilator, Aft Bottom, Right	1	
4	63573-000	* SKIN - Stabilator, Leading Edge, Left	1	
-4a	63573-001	* SKIN - Stabilator, Leading Edge, Right	1	
5	63575-000	* SKIN - Stabilator, Center, Top	1	
-5a	63575-002	* SKIN - Stabilator, Center, Bottom	1	
6	68429-002	* SKIN - Stabilator, Leading Edge, Left	1	
-6a	68429-003	* SKIN - Stabilator, Leading Edge, Right	1	
7	68430-000	* SKIN - Stabilator, Top, Left	1	
-7a	68430-001	* SKIN - Stabilator, Top, Right	1	
-7b	68430-002	* SKIN - Stabilator, Bottom, Left	1	
-7c	68430-003	* SKIN - Stabilator, Bottom, Right	1	
8	68431-000	* SKIN - Stabilator, Top, Left, Bottom, Right	2	
-8a	68431-001	* SKIN - Stabilator, Top, Right, Bottom, Left	1	
9	63572-000	* SPAR - Stabilator, Rear	1	
10	68427-000	* SPAR - Stabilator, Outboard, Forward	2	
11	68428-000	* SPAR - Stabilator, Outboard, Aft	2	
12	63561-005	* SPAR - Stabilator, Main	1	
13	63562-000	* CAP - Stabilator, Spar	2	
14	63569-000	* RIB - Stabilator, Nose	2	
15	63570-000	* RIB - Stabilator, Aft	2	
16	63571-000	* RIB - Stabilator, Inboard	2	
-16a	63571-002	* RIB - Stabilator, Outboard	2	
17	63566-002	* STIFFENER - Stabilator, Top, Right	1	
-17a	63566-003	* STIFFENER - Stabilator, Top, Left	1	
18	63566-002	* STIFFENER - Stabilator, Bottom, Left	1	
-18a	63566-003	* STIFFENER - Stabilator, Bottom, Right	1	
19	63567-000	* FITTING - Balance Weight Attachment	2	
20	63563-000	* FITTING - Stabilator Hinge	2	
21	63564-000	* ANGLE - Stabilator	2	
22	63565-002	* CLOSURE	1	
23	63560-002	* HINGE - Extruded, Outboard	2	
24	63560-003	* HINGE - Extruded, Inboard and Center	4	
25	400-003	* BOLT - (AN 4-6A) Inboard	4	
-25a	407-565	* WASHER - (AN 960-416)	8	
-25b	404-888	* NUT - (MS 20365-428)	4	
26	400-004	* BOLT - (AN 4-7A) Outboard	4	
-26a	407-565	* WASHER - (AN 960-416)	8	
-26b	404-888	* NUT - (MS 20365-428)	4	

- ITEM NOT ILLUSTRATED

When ordering, always specify Part Number, Description, and Serial Number of Aircraft

Revised: June 10, 2004

THE NEW PIPER AIRCRAFT, INC.
PA-32-301 FT
AIRPLANE PARTS CATALOG

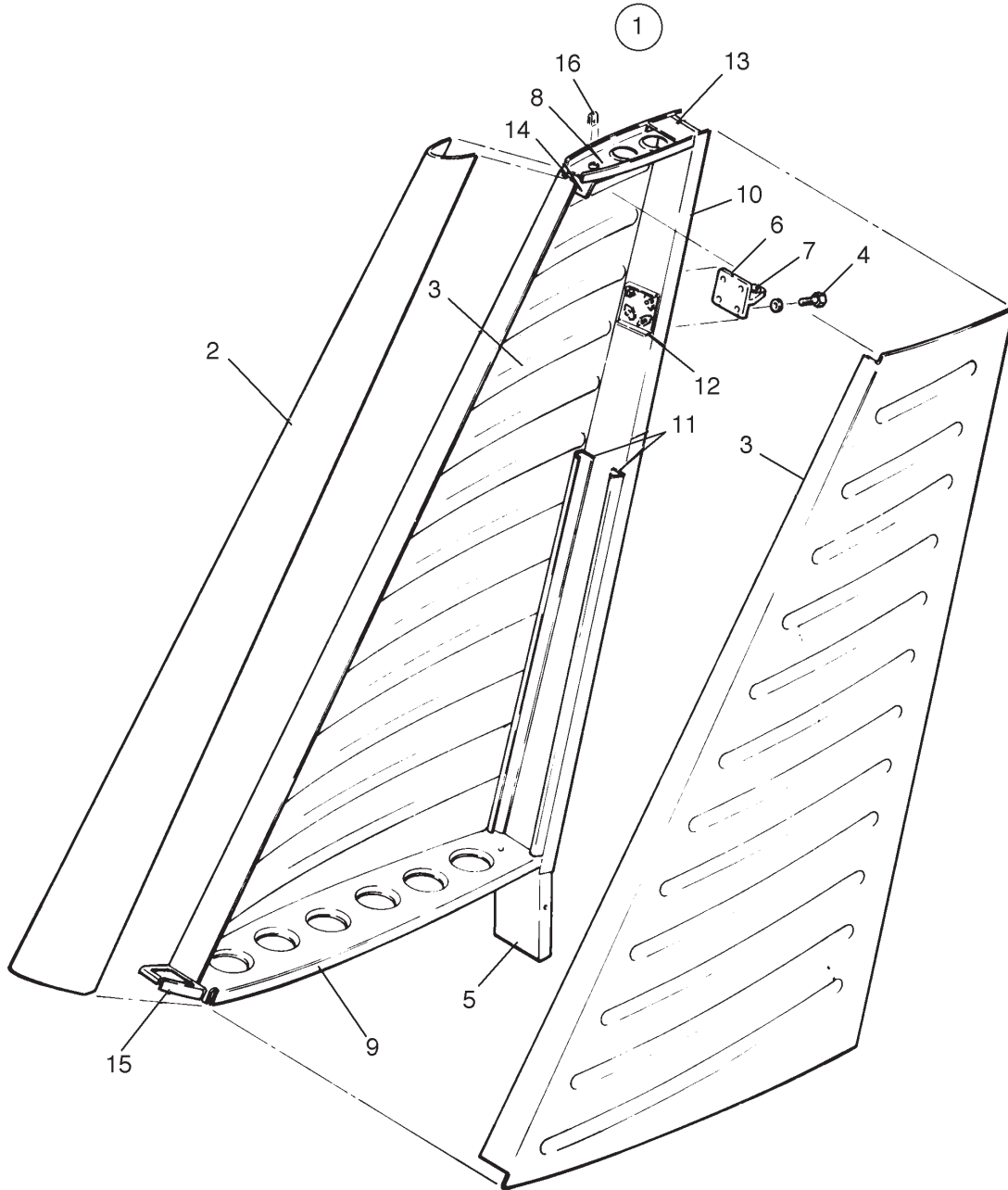


Figure 21. Fin Assembly

THE NEW PIPER AIRCRAFT, INC.
PA-32-301 FT
AIRPLANE PARTS CATALOG

Figure and Index Number	Part Number	Nomenclature	No. Req.	Serial Numbers Affected
21	68425 (BM)	DRAWING - Tail Surfaces Installation		
1	66975-004	FIN ASSY	RF	
2	63513-000	* SKIN ASSY - Fin Nose	1	
3	63398-000	* SKIN - Fin, Left	1	
-3a	63398-001	* SKIN - Fin, Right	1	
4	401-266	* BOLT - (AN 3-5A)	4	
-4a	407-584	* WASHER - (AN 960-10L)	4	
5	63501-003	* FITTING - Fin Root	1	
6	63502-000	* HINGE ASSY - Fin	1	
7	452-387	* BEARING	1	
8	66972-000	* RIB ASSY - Fin Top	1	
9	63506-000	* RIB ASSY - Fin Bottom	1	
10	63504-000	* SPAR - Fin Rear	1	
11	65034-000	* STIFFENER - Fin Spar, Left	1	
-11a	65034-001	* STIFFENER - Fin Spar, Right	1	
12	63509-000	* DOUBLER ASSY - Fin	1	
13	63515-000	* BRACKET - Fin Antenna	1	
14	63510-000	* CLIP - Fin	1	
15	79268-000	* RIB - Fin Nose	1	
16	477-672	* NUT	8	

- ITEM NOT ILLUSTRATED

When ordering, always specify Part Number, Description, and Serial Number of Aircraft

Revised: June 10, 2004

THE NEW PIPER AIRCRAFT, INC.
PA-32-301 FT
AIRPLANE PARTS CATALOG

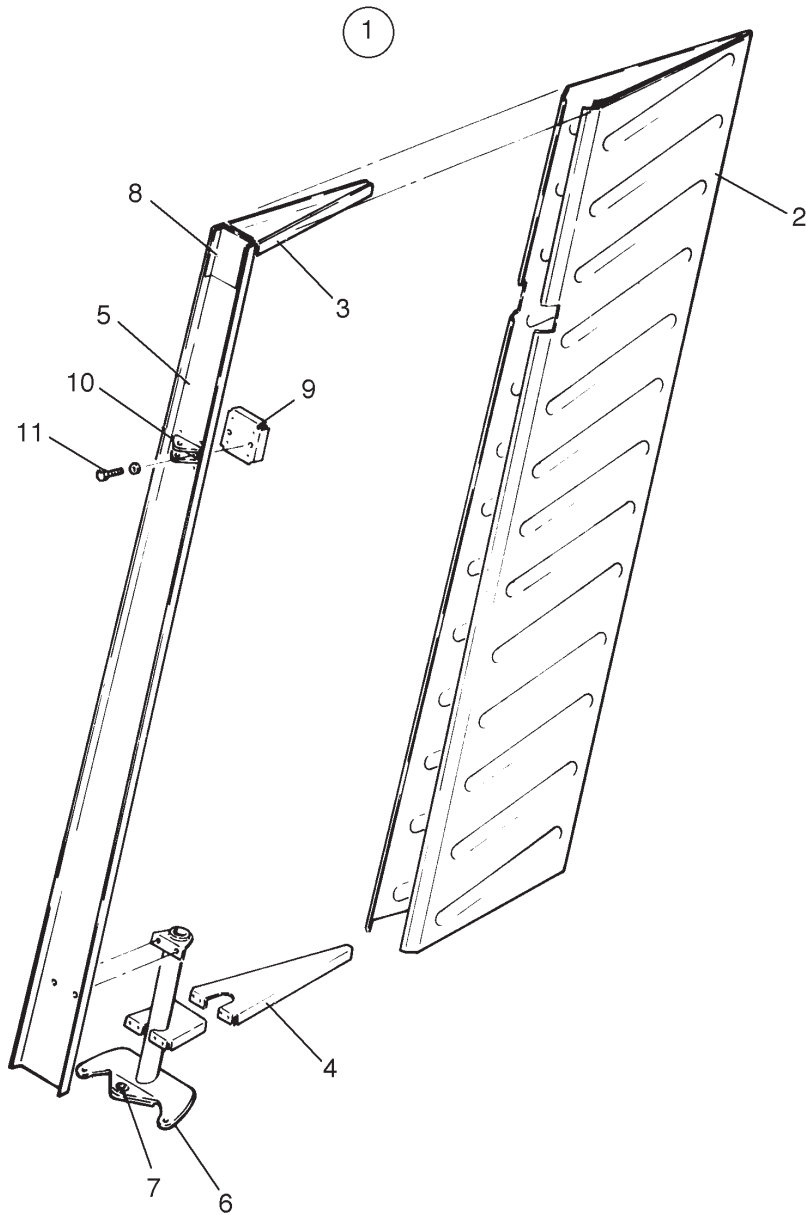


Figure 22. Rudder Assembly

THE NEW PIPER AIRCRAFT, INC.
PA-32-301 FT
AIRPLANE PARTS CATALOG

Figure and Index Number	Part Number	Nomenclature	No. Req.	Serial Numbers Affected
22	68425 (BM)	DRAWING - Tail Surfaces Installation		
1	65342-002	RUDDER ASSY	RF	
2	63396-002	* SKIN - Rudder	1	
3	63545-000	* RIB - Rudder, Top	1	
4	63544-000	* RIB - Rudder, Bottom	1	
5	63543-000	* SPAR - Rudder	1	
6	63546-000	* HORN ASSY - Rudder	1	
7	452-387	** BEARING	1	
8	65341-000	* DOUBLER - Rudder Top	1	
9	63395-000	* DOUBLER ASSY - Rudder	1	
10	63550-000	* FITTING - Rudder Hinge	1	
11	400-438	* BOLT - (AN 3-4A)	2	
-11a	407-584	* WASHER - (AN 960-10L)	2	

- ITEM NOT ILLUSTRATED

When ordering, always specify Part Number, Description, and Serial Number of Aircraft

Revised: June 10, 2004

**THE NEW PIPER AIRCRAFT, INC.
PA-32-301 FT
AIRPLANE PARTS CATALOG**

THIS PAGE INTENTIONALLY LEFT BLANK

**THE NEW PIPER AIRCRAFT, INC.
PA-32-301 FT
AIRPLANE PARTS CATALOG**

**SECTION IV
LANDING GEAR GROUP**

Revised: June 10, 2004

THE NEW PIPER AIRCRAFT, INC.
PA-32-301 FT
AIRPLANE PARTS CATALOG

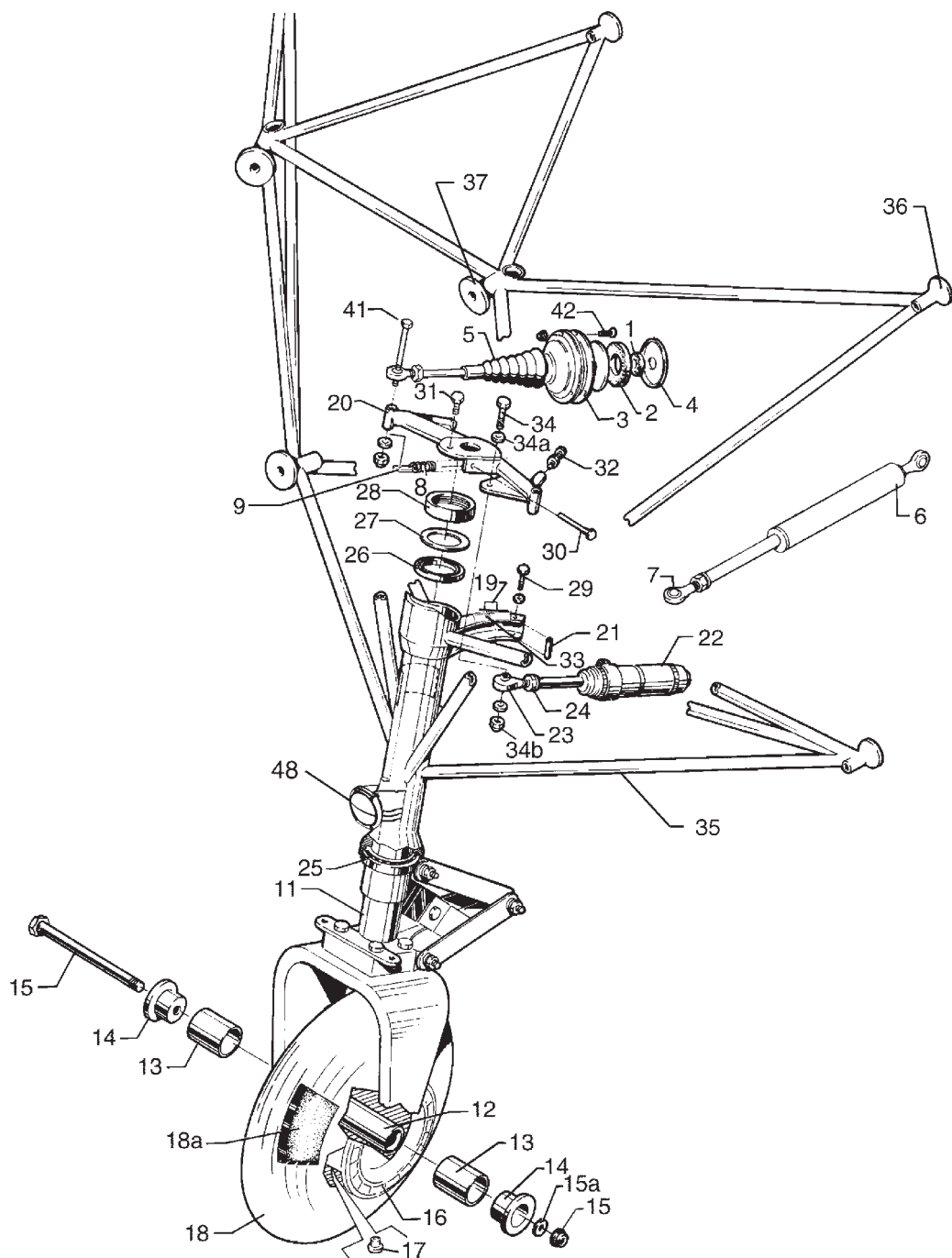


Figure 23. Nose Gear Installation

THE NEW PIPER AIRCRAFT, INC.
PA-32-301 FT
AIRPLANE PARTS CATALOG

Figure and Index Number	Part Number	Nomenclature	No. Req.	Serial Numbers Affected
23	69769 (AJ) 105102 (D)	DRAWING - Nose Gear Installation DRAWING - Landing Light Installation		
1	63656-002	RING - Packing	2	
2	35282-000	RING - Retainer	2	
3	35284-002	HOUSING - Seal Ring Retainer	4	
4	35283-000	HOUSING - Seal Ring Retainer	4	
5	35270-000	BOOT - Nose Wheel Bungee	2	
6	38151-003	STEERING ROD ASSY - Nose Wheel	2	
7	452-334	*BEARING	2	
-7a	404-225	*NUT - (AN315-4R)	2	
-7b	407-136	*WASHER - (AN936-A416)	2	
8	37929-002	SPRING - Nose Gear	2	
9	37932-002	LINK - Nose Gear Spring	2	
-10	69769-021	GEAR ASSY	1	
11	69540-006	* STRUT ASSY - Nose Gear (Less Tire, Tube and Wheel) (See Figure 24 for continuation of component parts)	1	
12	86062-056	** TUBE - Nose Wheel	1	
13	66618-003	** SPACER - Nose Wheel	2	
-13a	66618-002	** SPACER - Nose Wheel	2	
14	35158-002	** PLUG - Nose Wheel	2	
15	401-456	** BOLT - (AN 6-76A)	1	
15a	690-629	** WASHER - (NAS 1149FO663P)	2	
-15b	404-532	** NUT - (MS 21042-6)	2	
16	551-785	** WHEEL ASSY - Nose (40-56B) (See Figure 25 for component parts)	1	
-16a	551-779	** WHEEL ASSY - Nose (D-30665) (See Figure 26 for component parts)	1	
17	758-397	** * BUSHING - Valve Stem (A-30653)	1	
18	551-609	** TIRE - (6.00 x 8 Ply) Michelin (Heavy Duty)	1	
18a	451-735	** TUBE - Tire (6.00 x 6)	1	
19	87469-002	* STOP ASSY	1	
20	69768-000	* HORN ASSY - Nose Wheel Steering	1	
21	63900-041	* BUSHING - Shimmy Damper Bracket	1	
22	456-015	* DAMPENER - Shimmy	1	
23	452-860	* BEARING - Rod End	1	
24	404-225	* NUT - (AN 315-4R)	1	
-24a	408-051	* WASHER - (MS 35333-40)	1	
25	452-332	* BEARING - Main (KP-33B)	1	
26	452-333	* BEARING - Main (B-545)	1	
27	85012-072	* WASHER	1	
28	13071-000	* NUT	1	
29	400-059	* BOLT - (AN 3-14)	1	
-29a	690-609	* WASHER - (NAS 1149FO332P)	2	
-29b	404-392	* NUT - (AN 320-3)	1	
-29c	424-051	* COTTER PIN - (MS 24665-132)	1	
30	691-311	* BOLT - (NAS 6604-34)	1	
-30a	690-613	* WASHER - (NAS 1149FO432P)	1	
-30b	404-530	* NUT - (MS 21042-4)	1	
31	401-918	* BOLT - (MS 20074-04-03)	1	
-31a	690-613	* WASHER - (NAS 1149FO432P)	1	
32	402-775	* BOLT - (NAS 428-4-12)	2	
-32a	404-322	* NUT - (AN 316-4R)	2	
33	400-002	* BOLT - (AN 4-5A)	1	
-33a	690-611	* WASHER - (NAS 1149FO463P) (Under Nut))	1	

- ITEM NOT ILLUSTRATED

When ordering, always specify Part Number, Description, and Serial Number of Aircraft

Revised: June 10, 2004

THE NEW PIPER AIRCRAFT, INC.
PA-32-301 FT
AIRPLANE PARTS CATALOG

Figure and Index Number	Part Number	Nomenclature	No. Req.	Serial Numbers Affected
23-				
-33b	690-613	* WASHER - (NAS 1149FO432P) (Under Bolt)	1	
-33c	404-531	* NUT - (MS 21042-5)	1	
34	401-312	* BOLT - (AN 4-12A)	1	
34a	690-611	* WASHER - (NAS 1149FO463P)	6	
34b	404-530	* NUT - (MS 21042-4)	1	
35	38727-022	* ENGINE MOUNT ASSY	1	
36	63959-002	** BUSHING ASSY	5	
37	65000-022	** BUSHING ASSY	3	
-38	24798-002	** BUSHING	2	
-39	38729-020	** BUSHING	2	
-40	404-526	NUT - (MS 21042-3)	4	
41	400-450	BOLT - (AN 3-17A)	2	
-41a	690-612	WASHER - (NAS 1149FO363P)	6	
42	415-518	SCREW - (MS 35206-228)	6	
-42a	690-639	WASHER - (NAS 1149FN616P)	6	
-42b	404-902	NUT - (MS 20365-632C)	6	
-43	401-405	BOLT - (AN 6-25A)	5	
-44	404-563	NUT - (MS 21045-6)	5	
-45	690-629	WASHER - (NAS 49F0663P)	6	
-46	690-609	WASHER - (NAS 49F0332P)	2	
-47	401-274	BOLT - (AN 3-15A)	2	
48	105102-003	LANDING LIGHT ASSY (See Figure 23 for component parts)	RF	

- ITEM NOT ILLUSTRATED

When ordering, always specify Part Number, Description, and Serial Number of Aircraft

**THE NEW PIPER AIRCRAFT, INC.
PA-32-301 FT
AIRPLANE PARTS CATALOG**

THIS PAGE INTENTIONALLY LEFT BLANK

THE NEW PIPER AIRCRAFT, INC.
PA-32-301 FT
AIRPLANE PARTS CATALOG

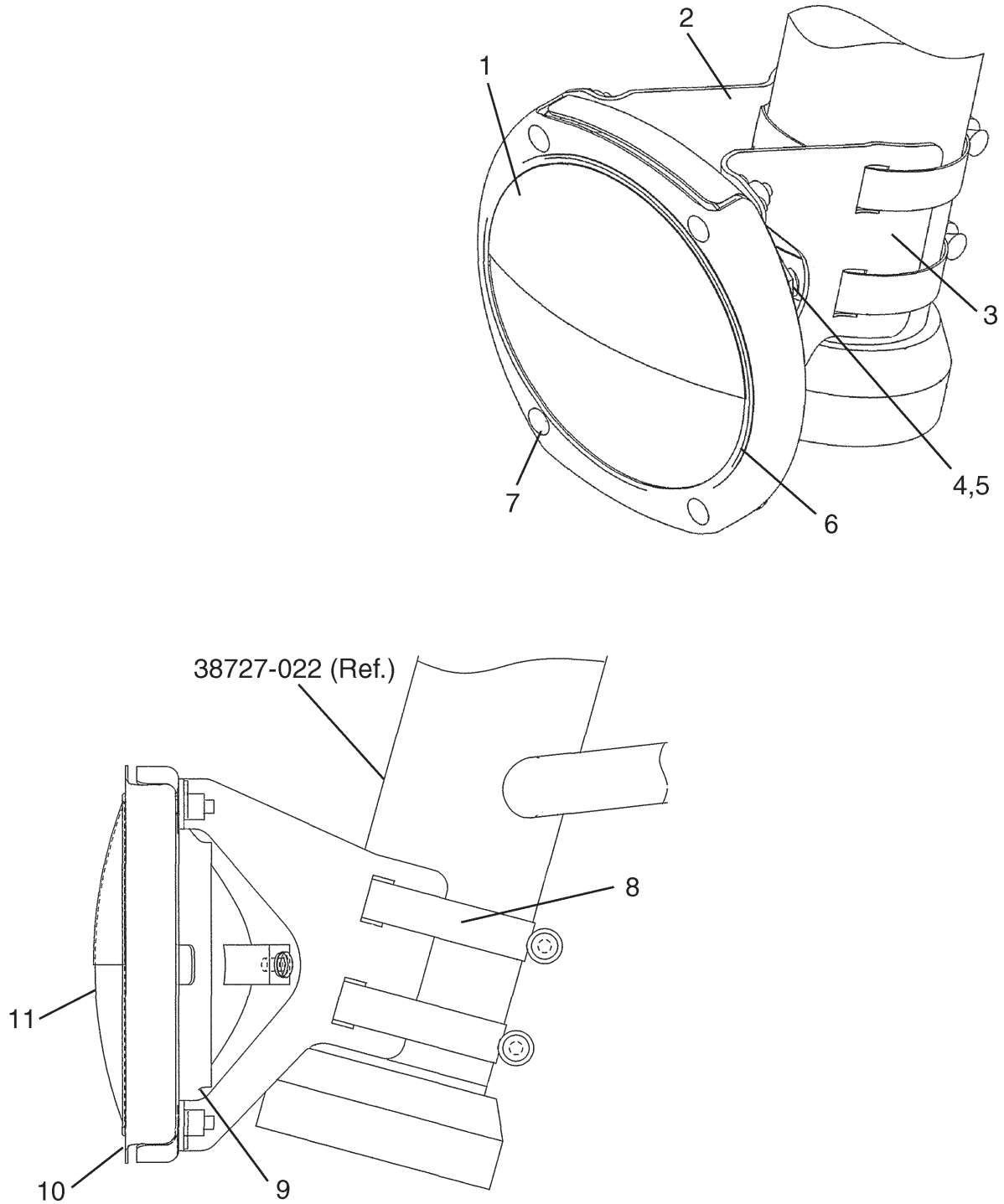


Figure 23A. Landing Light Installation

**THE NEW PIPER AIRCRAFT, INC.
PA-32-301 FT
AIRPLANE PARTS CATALOG**

Figure and Index Number	Part Number	Nomenclature	No. Req.	Serial Numbers Affected
23A	105102 (E)	DRAWING - Landing Light Installation		
1	101718-002	SHIELD	1	
2	105104-003	BRACKET ASSY	1	
3	105104-002	BRACKET ASSY	1	
4	415-531	SCREW - (MS 35206-241)	2	
5	407-042	WASHER - (MS 35338-42)	2	
6	63186-009	SEAL	1	
7	414-772	SCREW - (MS 24693-S55)	4	
8	454-800	CLAMP	2	
9	35777-008	SUPPORT	1	
10	35777-007	BEZEL	1	
11	472-508	LAMP	1	

- ITEM NOT ILLUSTRATED

When ordering, always specify Part Number, Description, and Serial Number of Aircraft

Revised: June 10, 2004

THE NEW PIPER AIRCRAFT, INC.
PA-32-301 FT
AIRPLANE PARTS CATALOG

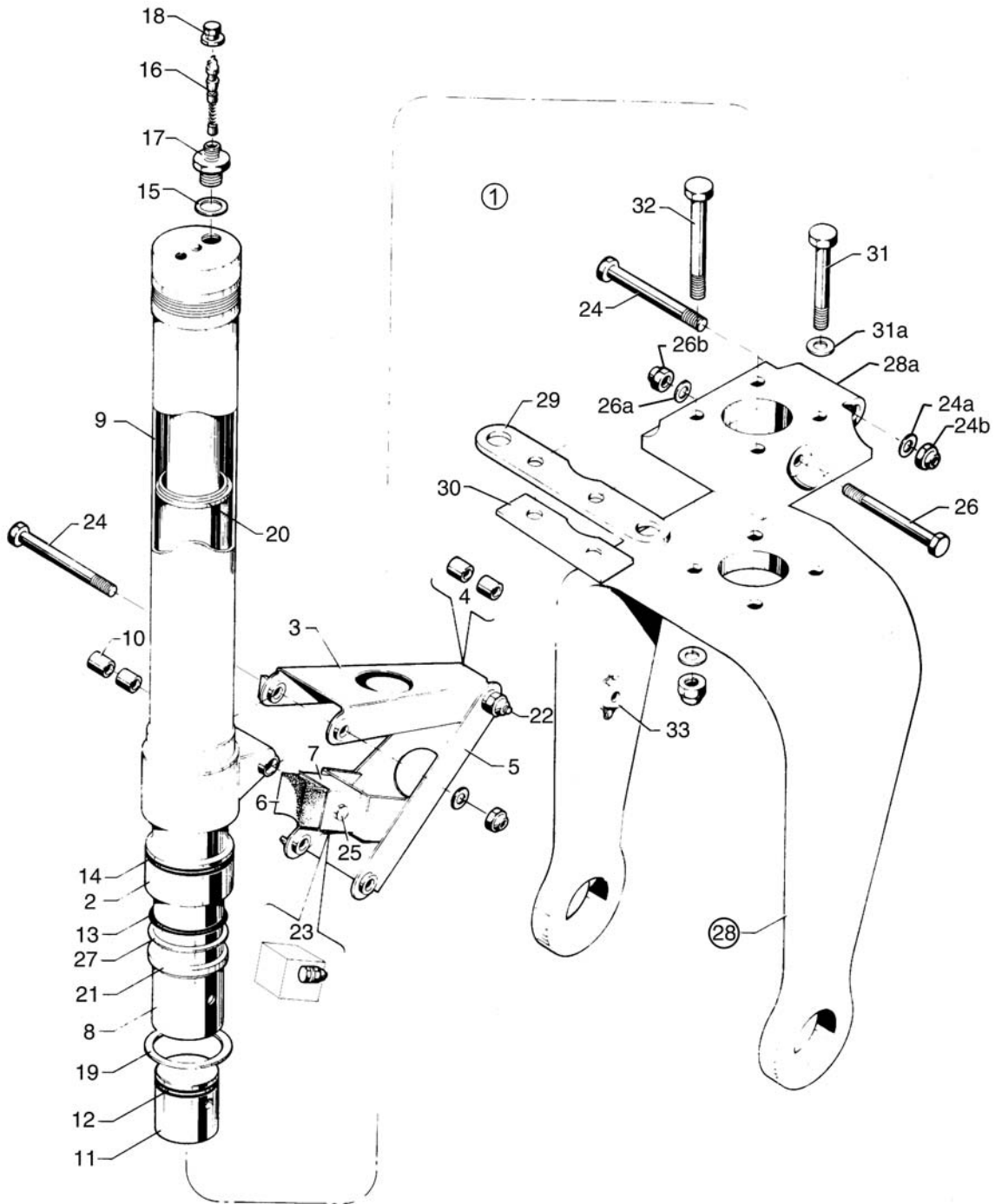


Figure 24. Nose Gear Strut Assembly

THE NEW PIPER AIRCRAFT, INC.
PA-32-301 FT
AIRPLANE PARTS CATALOG

Figure and Index Number	Part Number	Nomenclature	No. Req.	Serial Numbers Affected
24	69769 (AJ)	DRAWING - Nose Gear Installation		
1	69540-006	STRUT ASSY - Nose Gear (Less Tire, Tube, and Wheel)	RF	
2	66843-002	* BEARING - Sleeve	1	
3	13074-002	* LINK ASSY - Nose Wheel, Upper	1	
4	452-766	** BEARING - (P32-4)	2	
5	65413-000	* LINK ASSY - Nose Wheel, Lower	1	
6	79072-000	* BLOCK - Nose Wheel Bumper	1	
7	79071-000	* BRACKET ASSY - Nose Wheel Bumper Block	1	
8	69537-000	* TUBE - Inner, Lower	1	
9	69538-004	* TUBE ASSY - Outer, Upper	1	
10	452-766	** BEARING - (P32-4)	2	
11	69535-000	* PLUG - Nose Wheel Oleo Piston Tube	1	
12	484-800	* RING - "O", Piston Tube (MS 28775-211)	2	
13	484-770	* PACKING - Quad Ring (4222)	1	
14	484-796	* PACKING - "O" Ring (MS 28775-224)	1	
15	462-024	* GASKET - Air Valve (AN 901-5A)	1	
16	455-124	* CORE - Air Valve (AN 809-1)	1	
17	453-124	* VALVE - Air (AN 812-1)	1	
18	553-891	* CAP - Air Valve (MS 20813-1)	1	
19	484-705	* RING - Retaining (5000-200)	1	
20	484-720	* SNAP RING - (3478)	1	
21	187-625	* STRIP - Wiper (10V70) (5-1/4" L.)	1	
22	401-360	* BOLT - (AN 5-21A)	1	
-22a	690-628	* WASHER - (NAS 1149FO563P)	1	
-22b	405-421	* NUT - (MS 21045-5)	1	
23	400-438	* BOLT - (AN 3-4A)	1	
-23a	690-612	* WASHER - (NAS 1149FO363P)	1	
-23b	404-526	* NUT - (MS 21042-3)	1	
24	691-314	* BOLT - (NAS 6605-44)	2	
24a	690-628	* WASHER - (NAS 1149FO563P)	2	
24b	405-421	* NUT - (MS 21045-5)	2	
25	401-273	* BOLT - (AN 3-14A)	1	
-25a	690-612	* WASHER - (NAS 1149FO363P)	2	
-25b	404-526	* NUT - (MS 21042-3)	1	
26	401-371	* BOLT - (AN 5-32A)	1	
26a	690-628	* WASHER - (NAS 1149FO563P)	2	
26b	405-421	* NUT - (MS 21045-5)	1	
27	494-025	* WASHER - Back-up (AN 6246-27)	1	
28	69540-003	* FORK ASSY - Nose Wheel (With Block Assy)	1	
28a	69542-000	** BLOCK ASSY	1	
29	65276-000	** LINK - Towbar	1	
30	65432-000	** SPACER - Towbar	1	
31	401-400	** BOLT - (AN 6-20A)	2	
31a	690-620	** WASHER - (NAS 1149FO632P)	4	
-31b	404-532	** NUT - (MS 21042-6)	2	
32	401-403	** BOLT - (AN 6-23A)	2	
-32a	690-620	** WASHER - (NAS 1149FO632P)	2	
-32b	404-532	** NUT - (MS 21042-6)	2	
33	506-550	** NUT - Anchor (MS 21059L4)	4	

- ITEM NOT ILLUSTRATED

When ordering, always specify Part Number, Description, and Serial Number of Aircraft

Revised: June 10, 2004

THE NEW PIPER AIRCRAFT, INC.
PA-32-301 FT
AIRPLANE PARTS CATALOG

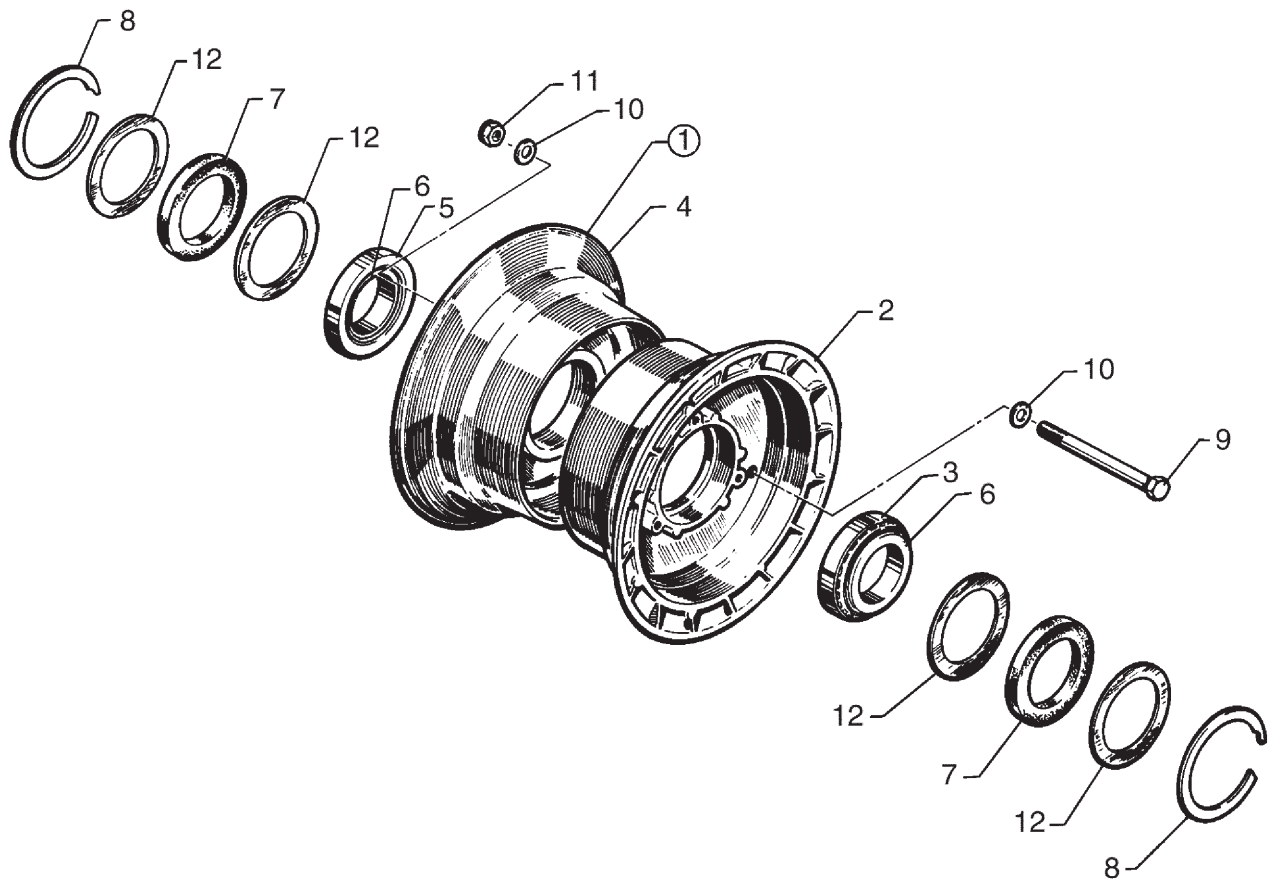


Figure 25. Nose Wheel Assembly (Cleveland, 6-inch)

**THE NEW PIPER AIRCRAFT, INC.
PA-32-301 FT
AIRPLANE PARTS CATALOG**

Figure and Index Number	Part Number	Nomenclature	No. Req.	Serial Numbers Affected
25	69769 (AJ) 69540 (AF)	DRAWING - Nose Gear Installation DRAWING - Strut Assy		
1	551-785	WHEEL ASSY - Nose (Cleveland 40-56B)	RF	
2	763-718	*WHEEL HALF ASSY - Outer (162-69) (With Valve Hole)	1	
3	763-287	**CUP - Bearing (LM29710)	1	
4	763-719	*WHEEL ASSY - Inner (161-74)	1	
5	763-287	**CUP - Bearing (LM29710)	1	
6	753-448	*BEARING - Cone (LM29749)	2	
7	751-819	*FELT - Grease Seal (154-14)	2	
8	752-830	*RING - Snap (3023)	2	
9	758-456	*BOLT - Wheel (AN 5-34A)	3	
10	407-566	*WASHER - Wheel Bolt (AN 960-516)	6	
11	404-889	*NUT - Wheel Bolt (AN 365-524)	3	
12	755-964	* RING - Grease Seal (153-9)	4	

- ITEM NOT ILLUSTRATED

When ordering, always specify Part Number, Description, and Serial Number of Aircraft

Revised: June 10, 2004

THE NEW PIPER AIRCRAFT, INC.
PA-32-301 FT
AIRPLANE PARTS CATALOG

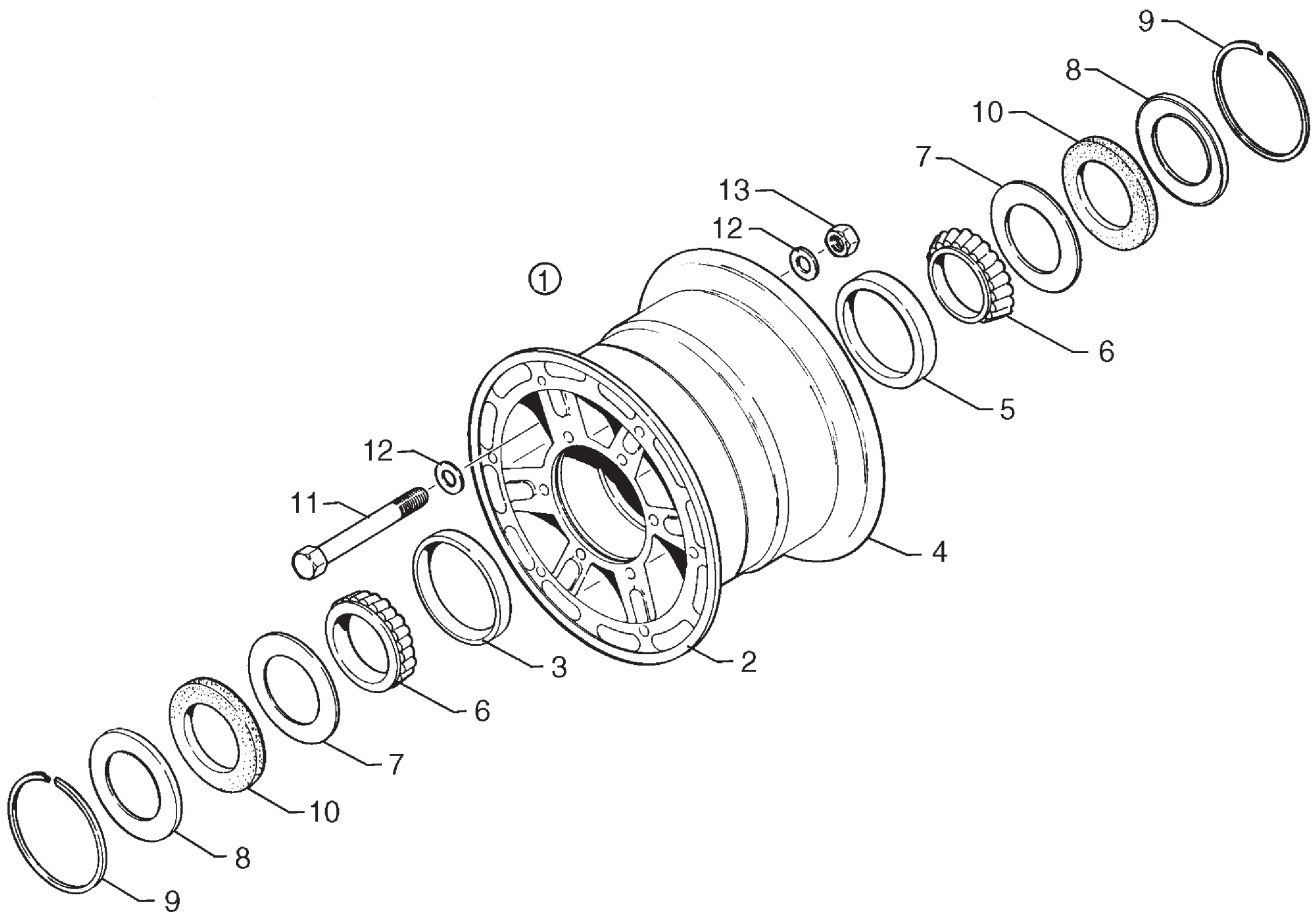


Figure 26. Nose Wheel Assembly (McCauley, 6-inch)

**THE NEW PIPER AIRCRAFT, INC.
PA-32-301 FT
AIRPLANE PARTS CATALOG**

Figure and Index Number	Part Number	Nomenclature	No. Req.	Serial Numbers Affected
26	69769 (AJ) 69540 (AF)	DRAWING - Nose Gear Installation DRAWING - Strut Assy		
1	551-779	WHEEL ASSY - Nose (D-30665)	RF	
2	763-712	*WHEEL - Half, Inner (D-30667)	1	
3	763-216	**CUP - Bearing (A-30079-1)	1	
4	763-713	*WHEEL - Half, Outer (D-30657)	1	
5	763-216	**CUP - Bearing (A-30079-1)	1	
6	758-392	*BEARING - Cone (A-30079-2)	2	
7	762-559	*RETAINER - (A-30015)	2	
8	762-558	*RETAINER - (A-30014)	2	
9	762-562	*RING - Retaining (A-1636-24)	2	
10	754-855	*FELT - Retainer (A-30010)	2	
11	758-394	*BOLT - (A-2513-75)	3	
12	756-685	*WASHER - (A-1638-1)	6	
13	752-571	*NUT - (A-1639-1)	3	

- ITEM NOT ILLUSTRATED

When ordering, always specify Part Number, Description, and Serial Number of Aircraft

Revised: June 10, 2004

THE NEW PIPER AIRCRAFT, INC.
PA-32-301 FT
AIRPLANE PARTS CATALOG

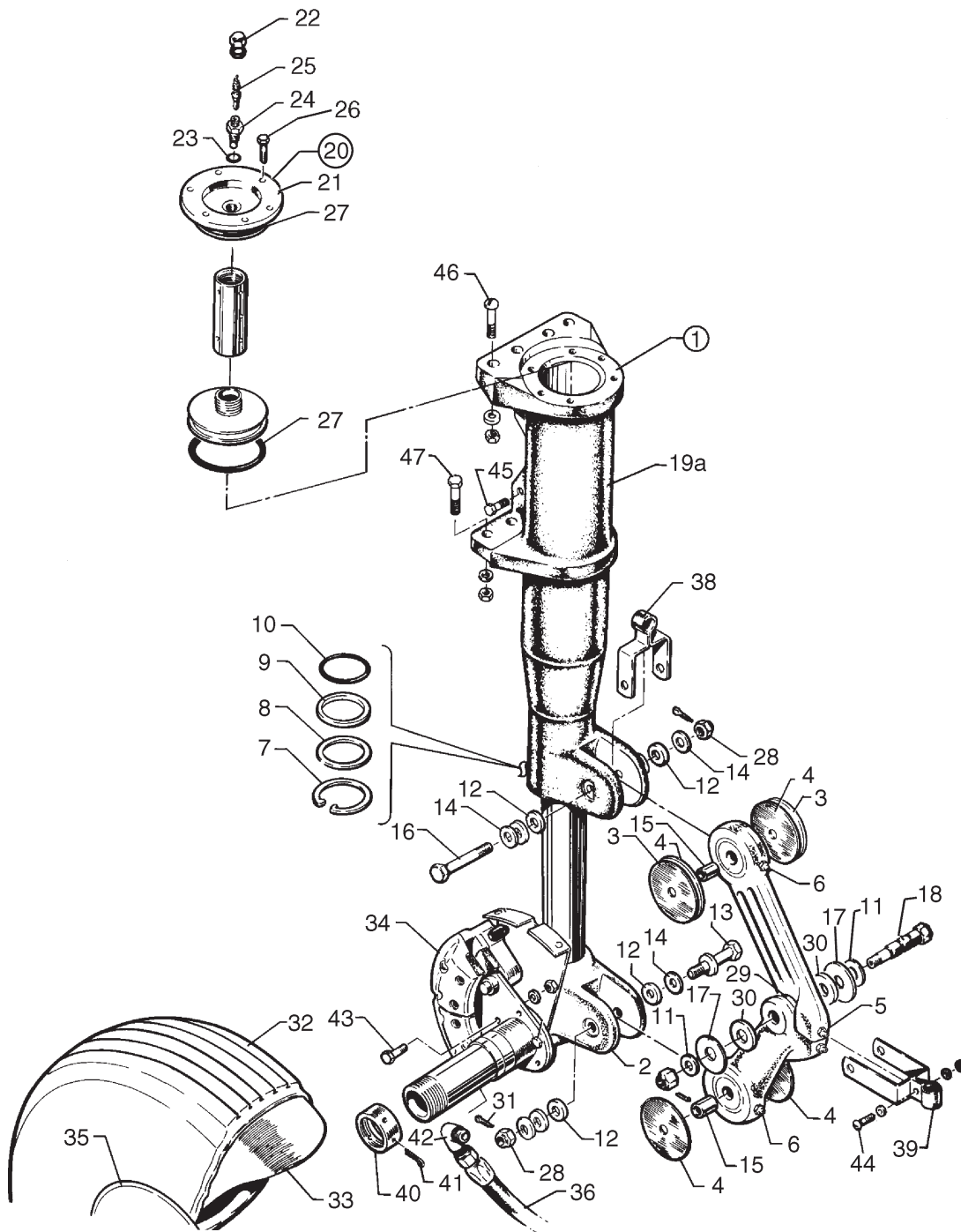


Figure 27. Main Gear Installation

THE NEW PIPER AIRCRAFT, INC.
PA-32-301 FT
AIRPLANE PARTS CATALOG

Figure and Index Number	Part Number	Nomenclature	No. Req.	Serial Numbers Affected
27	68103 (T)	DRAWING - Main Gear Installation		
1	65493-010	GEAR ASSY - Main, Left (Less Tire, Tube, Wheel and Brake Assy)	1	
-1a	65493-011	GEAR ASSY - Main, Right (Less Tire, Tube, Wheel and Brake Assy)	1	
-1b	65493-012	GEAR ASSY - Main Landing Gear, Left	1	
-1c	65493-013	GEAR ASSY - Main Landing Gear, Right	1	
2	78738-004	* STUB AXLE AND OLEO PISTON ASSY - Left	1	
-2a	78738-005	* STUB AXLE AND OLEO PISTON ASSY - Right	1	
3	63311-003	* WASHER - (.005 thick)	AR	
4	63311-000	* WASHER - Bearing (.063 thick)	4	
5	78033-000	* LINK ASSY - Torque	2	
6	460-691	* * FITTING - Lubricator (AN944-101)	2	
7	63314-000	* RETAINER RING - Piston	1	
8	63307-000	* RING - Piston Spacer	1	
9	486-188	* RING - Scraper (MS 28776M2)	1	
10	484-769	* QUAD RING - (4326)	1	
11	690-627	* WASHER - (NAS 1149F0832P)	2	
12	690-628	* WASHER - (NAS 1149F0563P)	6	
13	400-165	* BOLT - (AN 5-22)	1	
14	690-619	* WASHER - (NAS 1149F0532P)	6	
15	63310-000	* SPACER - Torque Link	2	
16	400-166	* BOLT - (AN 5-23)	6	
17	62833-027	* WASHER - Torque Link Bolt	2	
-17a	690-631	* WASHER - (NAS 1149F0863P)	AR	
18	400-302	* BOLT - Main Gear Torque Link (AN 8-21)	1	
-18a	404-105	* NUT - (AN 310-8)	1	
-18b	424-059	* COTTER PIN - (MS 24665-283)	1	
-19	65489-000	* CYLINDER ASSY - Main Landing Gear	1	
19a	65490-000	* * CYLINDER - Main Gear	1	
20	65488-000	* * HEAD ASSY - Main Gear Cylinder	1	
21	65485-000	* * * HEAD - Valve (AN 813-1B)	1	
22	454-053	* * * CAP - Air Valve (AN 813-1B)	1	
23	462-024	* * * GASKET - Air Valve (AN 901-5A)	1	
24	453-124	* * * VALVE - Air (AN 812-1)	1	
25	455-124	* * * CORE - Air Valve (AN 809-1)	1	
26	401-918	* * BOLT - (AN 74A-3)	1	
27	462-036	* * "O" RING - (AN 6230-9)	2	
28	404-122	* NUT - (AN 310-C5)	2	
29	63312-000	* WASHER - Torque Link Spacer	1	
30	63312-002	* WASHER - Torque Link Spacer	2	
31	424-095	* COTTER PIN - (MS 24665-151)	2	
32	551-609	* TIRE - (6.00 x 6, 8 ply) Michelin Air (Used on 65493-012 and 65493-013 only)	2	
33	451-735	* TUBE - (6.00 x 6) (Used on 65493-012 and 65493-013 only)	2	
34	551-725	* BRAKE ASSY - (30-83) (Heavy Duty) (See Figure 29 for component parts)	2	
35	551-770	* WHEEL ASSY - Main (40-120C) (Heavy Duty) (See Figure 28 for component parts)	2	
36	63901-017	* HOSE ASSY - Brake Line (Used on 65493-012 and 65493-013 only)	2	
-37	63901-060	* HOSE ASSY (Used on 65493-012 and 65493-013 only)	1	

- ITEM NOT ILLUSTRATED

When ordering, always specify Part Number, Description, and Serial Number of Aircraft

Revised: June 10, 2004

THE NEW PIPER AIRCRAFT, INC.
PA-32-301 FT
AIRPLANE PARTS CATALOG

Figure and Index Number	Part Number	Nomenclature	No. Req.	Serial Numbers Affected
27-				
38	63332-003	* CLIP - Hose, Top and Bottom (Used on 65493-012 and 65493-013 only)	4	
39	63332-006	* CLIP - Hose, Center (Used on 65493-012 and 65493-013 only)	2	
40	66820-000	* NUT - Axle (Used on 65493-012 and 65493-013 only)	1	
41	424-071	* cotter pin - (ms 24665-360) (Used on 65493-012 and 65493-013 only)	2	
42	458-894	* ELBOW - (MS 20822-4D) (Used on 65493-012 and 65493-013 only)	2	
43	400-003	* BOLT - (AN 4-6A) (Used on 65493-012 and 65493-013 only)	6	
-43a	690-611	* WASHER - (NAS 1149F0463P) (Used on 65493-012 and 65493-013 only)	12	
-43b	404-530	* NUT - (MS 21042-4) (Used on 65493-012 and 65493-013 only)	6	
44	405-518	* SCREW - (MS 35206-228) (Used on 65493-012 and 65493-013 only)	3	
-44a	690-640	* WASHER - (NAS 1149FN632P) (Used on 65493-012 and 65493-013 only)	AR	
-44b	404-528	* NUT - (MS 21042-06) (Used on 65493-012 and 65493-013 only)	3	
45	400-003	BOLT - (AN 4-6A)	2	
-45a	690-611	WASHER - (NAS 1149F0463P)	2	
-45b	404-561	NUT - (MS 21045-4)	2	
46	416-349	SCREW - (AN 525-416R-22)	4	
-46a	690-613	WASHER - (NAS 1149F0432P)	4	
-46b	404-530	NUT - (MS 21042-4)	4	
47	401-311	BOLT - (AN 4-11A)	4	
-47a	690-611	WASHER - (NAS 1149F0463P)	4	
-47b	404-530	NUT - (MS 21042-4)	4	

- ITEM NOT ILLUSTRATED

When ordering, always specify Part Number, Description, and Serial Number of Aircraft

**THE NEW PIPER AIRCRAFT, INC.
PA-32-301 FT
AIRPLANE PARTS CATALOG**

THIS PAGE INTENTIONALLY LEFT BLANK

THE NEW PIPER AIRCRAFT, INC.
PA-32-301 FT
AIRPLANE PARTS CATALOG

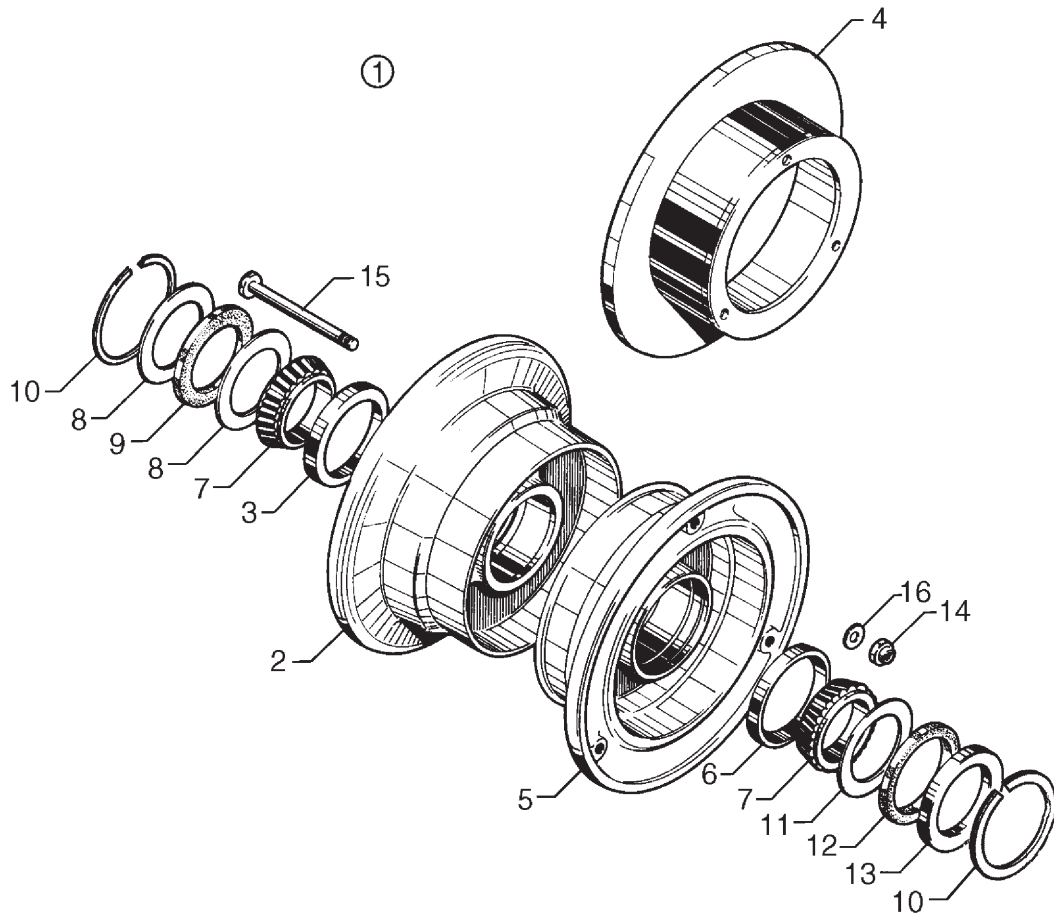


Figure 28. Main Wheel Assembly

THE NEW PIPER AIRCRAFT, INC.
PA-32-301 FT
AIRPLANE PARTS CATALOG

Figure and Index Number	Part Number	Nomenclature	No. Req.	Serial Numbers Affected
28	68103 (T)	DRAWING - Main Gear Installation		
1	551-770	WHEEL ASSY - Main (40-120C) (Heavy Duty)	RF	
2	763-751	*WHEEL - Half, Inner (161-93B)	1	
3	751-494	**CUP - Bearing (13836)	1	
4	754-614	*DISC ASSY - Brake (164-21600)	1	
5	763-752	*WHEEL - Half, Outer (162-87B)	1	
6	751-494	**CUP - Bearing (13836)	1	
7	751-489	*BEARING - Cone, Timken (13889)	2	
8	755-999	*RING - Grease Seal (153-4)	2	
9	751-772	*FELT - Grease Seal (154-3)	1	
10	752-830	*RING - Snap (155-1)	2	
11	755-929	*RING - Grease Seal (153-3)	1	
12	751-810	*FELT - Grease Seal (154-13)	1	
13	755-930	*RING - Grease Seal (153-15)	1	
14	404-889	*NUT - Wheel Bolt (AN 365-524)	6	
15	401-375	*BOLT - Wheel (AN 5-35A)	6	
16	407-566	*WASHER - Wheel Bolt (AN 960-516)	12	
-17	415-531	SCREW - (MS 35206-241)	3	
-17a	408-105	WASHER - (MS 35335-3)	3	

- ITEM NOT ILLUSTRATED

When ordering, always specify Part Number, Description, and Serial Number of Aircraft

Revised: June 10, 2004

THE NEW PIPER AIRCRAFT, INC.
PA-32-301 FT
AIRPLANE PARTS CATALOG

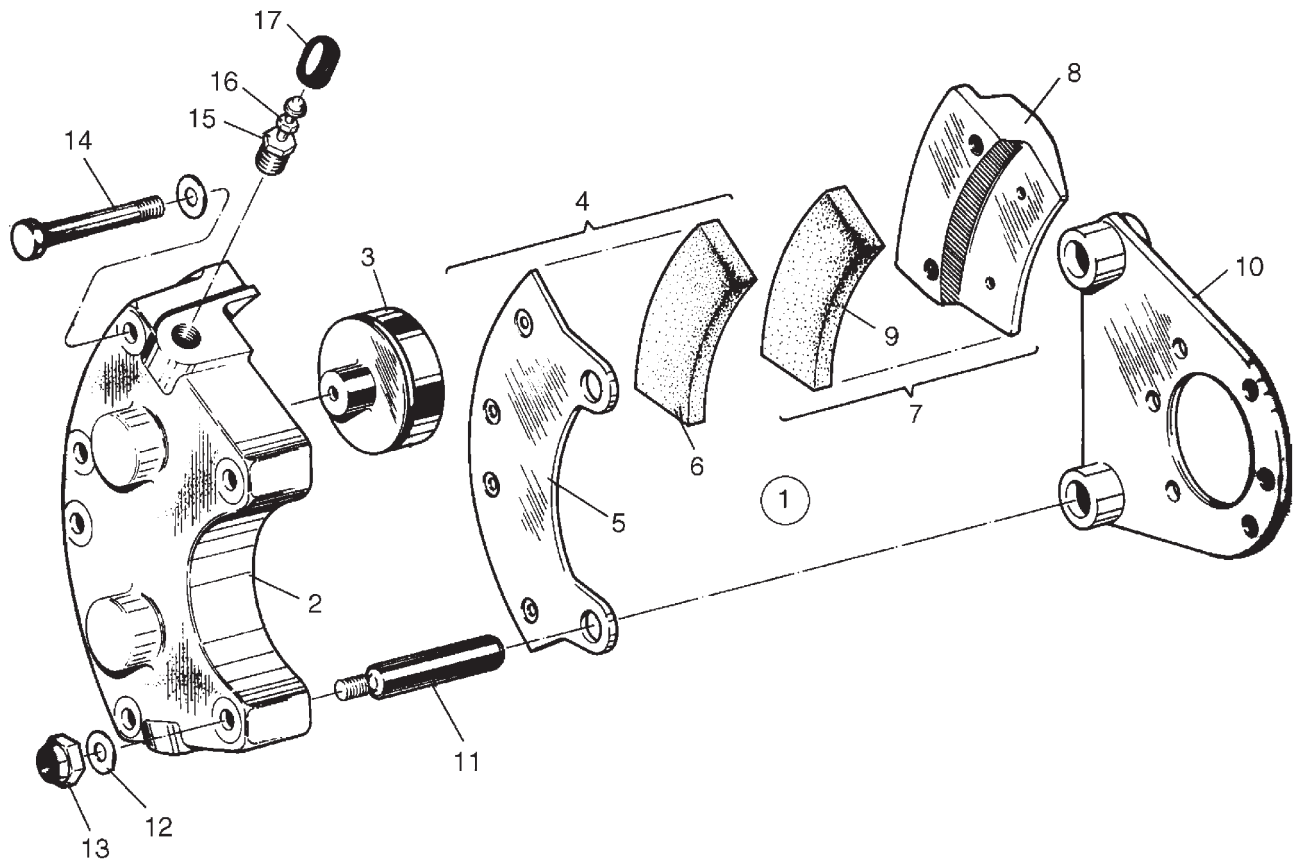


Figure 29. Brake Assembly

THE NEW PIPER AIRCRAFT, INC.
PA-32-301 FT
AIRPLANE PARTS CATALOG

Figure and Index Number	Part Number	Nomenclature	No. Req.	Serial Numbers Affected
29	68103 (T)	DRAWING - Main Gear Installation		
1	551-725	BRAKE ASSY - (30-83) (Heavy Duty)	RF	
2	758-093	*CYLINDER - Brake (61-25)	1	
3	757-483	*PISTON ASSY - (92-18)	2	
4	757-485	*PLATE ASSY - Pressure (73-16)	1	
5	757-208	**PLATE - Pressure (63-11)	1	
6	761-197	**LINING - Pressure Plate (66-62)	2	
7	757-484	*PLATE ASSY - Back (74-30)	2	
8	755-886	**PLATE - Back (64-15)	2	
9	761-197	**LINING - Back Plate (66-62)	2	
10	451-786	*TORQUE PLATE ASSY - (75-39)	1	
11	753-407	*BOLT - Anchor (69-4)	2	
12	407-585	*WASHER - (AN 960-416L)	6	
13	404-888	*NUT - (AN 365-428)	2	
14	753-430	*BOLT - (LP4-20AM)	4	
15	752-966	*SEAT - Bleeder (37-206)	1	
16	752-965	*SCREW - Bleeder (FC-6446)	1	
17	753-850	*CAP - Bleeder (183-1)	1	

- ITEM NOT ILLUSTRATED

When ordering, always specify Part Number, Description, and Serial Number of Aircraft

Revised: June 10, 2004

THE NEW PIPER AIRCRAFT, INC.
PA-32-301 FT
AIRPLANE PARTS CATALOG

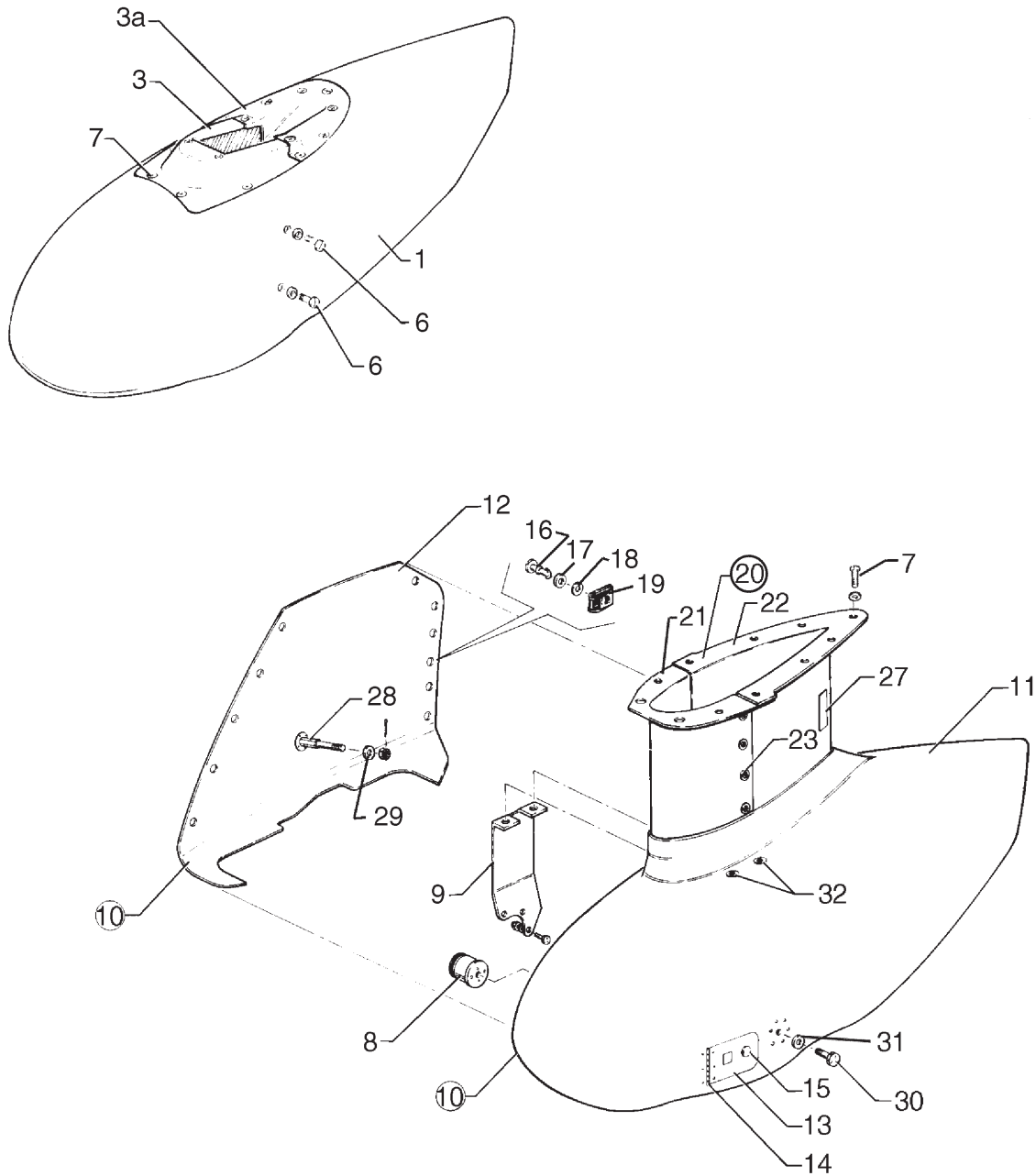


Figure 30. Main and Nose Wheel Fairing Installation

THE NEW PIPER AIRCRAFT, INC.
PA-32-301 FT
AIRPLANE PARTS CATALOG

Figure and Index Number	Part Number	Nomenclature	No. Req.	Serial Numbers Affected
30	37896 (AE) 79893 (G)	DRAWING - Nose Wheel Fairing Installation DRAWING - Main Wheel and Strut Fairing Installation		
1	35944-014	FAIRING ASSY - Nose Gear, Fiberglass	1	
-2	36559-002	COVER - Nose Wheel Fairing, Forward (Hardware included)	1	
3	36559-004	* COVER - Nose Wheel Fairing, Forward	1	
3a	36559-003	* COVER - Nose Wheel Fairing, Aft	1	
-4	— —	DELETED		
5	— —	DELETED		
6	400-907	BOLT - (AN 24-17A)	4	
-6a	690-613	WASHER - (NAS 1149FO432P)	4	
7	414-762	SCREW - (MS 24693-S51)	10	
-7a	494-101	WASHER	10	
8	66821-005	SUPPORT ASSY - Wheel Fairing, Main	2	
9	37880-002	BRACKET ASSY - Wheel Fairing, Left	1	
-9a	37880-003	BRACKET ASSY - Wheel Fairing, Right	1	
10	79890-041	FAIRING ASSY - Main Wheel, Left, Complete	1	
-10a	79890-042	FAIRING ASSY - Main Wheel, Right, Complete	1	
11	79890-043	*SHELL ASSY - Main Wheel, Outboard, Left	1	
-11a	79890-044	*SHELL ASSY - Main Wheel, Outboard, Right	1	
12	79890-045	*ACCESS ASSY - Main Wheel, Inboard, Left	1	
-12a	79890-046	*ACCESS ASSY - Main Wheel, Inboard, Right	1	
13	37882-002	*DOOR ASSY - Wheel Fairing	1	
14	37882-004	**HINGE ASSY - Door	1	
15	472-017	**LATCH - Door (KM610-32)	1	
16	587-594	*STUD	15	
17	594-003	*WASHER - Seal (85-43- 201-38)	15	
18	584-140	*RETAINER	15	
19	484-198	*CLIP - Receptacle	15	
20	79892-002	FAIRING ASSY - Main Gear Strut, Left, Complete	1	
-20a	79892-003	FAIRING ASSY - Main Gear Strut, Right, Complete	1	
21	79892-004	*FAIRING ASSY - Main Gear Strut, Forward, Left	1	
-21a	79892-005	*FAIRING ASSY - Main Gear Strut, Forward, Right	1	
22	79892-010	*FAIRING ASSY - Main Gear Strut, Aft, Left	1	
-22a	79892-009	*FAIRING ASSY - Main Gear Strut, Aft, Right	1	
23	587-593	*STUD	8	
-24	594-003	*WASHER - Seal (85-43-201-38)	8	
-25	584-140	*RETAINER	8	
-26	484-198	*CLIP - Receptacle	8	
27	35669-023	PLACARD - Gear	2	
28	37881-003	BOLT - Main Wheel Fairing Attachment	1	
29	407-565	WASHER - (AN 960-416)	4	
30	400-004	BOLT - (AN4-7A)	1	
31	407-565	WASHER - (AN 960-416)	1	
32	416-633	SCREW - (MS 24693-S273)	2	
-33	494-037	WASHER	2	

- ITEM NOT ILLUSTRATED

When ordering, always specify Part Number, Description, and Serial Number of Aircraft

Revised: June 10, 2004

THE NEW PIPER AIRCRAFT, INC.
PA-32-301 FT
AIRPLANE PARTS CATALOG

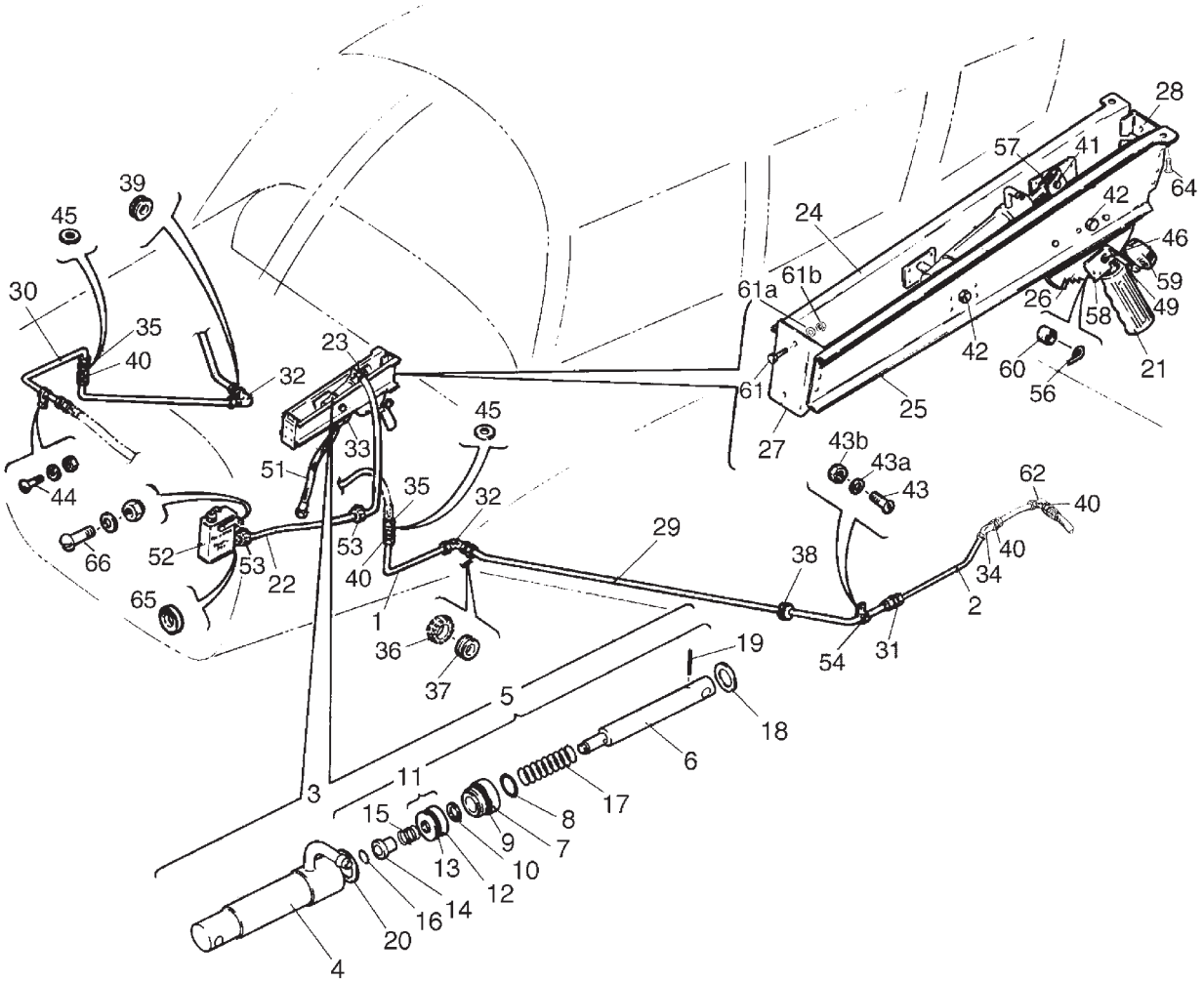


Figure 31. Hand Brake Installation

THE NEW PIPER AIRCRAFT, INC.
PA-32-301 FT
AIRPLANE PARTS CATALOG

Figure and Index Number	Part Number	Nomenclature	No. Req.	Serial Numbers Affected
31	69312 (V)	DRAWING - Hand Brake Installation		
1	63324-004	LINE ASSY	2	
2	63325-000	LINE ASSY	2	
3	455-938	CYLINDER ASSY - Master (10-22)	1	
4	753-956	*HYDRAULIC CYLINDER ASSY - (189-9)	1	
5	755-948	*PISTON ROD ASSY - (182-7)	1	
6	755-949	**ROD - Piston (142-9)	1	
7	751-889	**GLAND - Packing (141-10)	1	
8	484-701	**PACKING - "O" Ring (AN 6227-7)	1	
9	484-727	**PACKING - "O" Ring (AN 6227-12)	1	
10	753-172	**WASHER - Dyna-Seal (110-3/16)	1	
11	757-216	**PISTON ASSY - (92-19)	1	
12	757-217	***PISTON - (148-10)	1	
13	484-706	***PACKING - "O" Ring (AN 6227-11)	1	
14	753-381	**BUSHING - (145-15)	1	
15	756-117	**SPRING - (82-8)	1	
16	752-855	**RING - Snap (155-5)	1	
17	756-118	**SPRING - (82-9)	1	
18	407-567	**WASHER - (AN 960-616)	1	
19	755-882	**ROLL PIN - (223-1)	1	
20	755-950	**RING - Snap (155-10)	1	
21	463-380	GRIP - Brake Handle	1	
22	63913-132	HOSE - Flexible	1	
23	67136-004	SUPPORT ASSY - Brake	1	
24	67138-000	* CHANNEL ASSY - Brake Support, Right	1	
25	67137-000	* CHANNEL ASSY - Brake Support, Left	1	
26	63354-000	* * RATCHET - Brake Handle	1	
27	67139-000	* CHANNEL - Brake Support, Forward	1	
28	67140-002	* CHANNEL - Brake Support, Aft	1	
29	68467-000	LINE ASSY	2	
30	68466-000	LINE ASSY - Right	1	
31	491-050	UNION - (AN 815-4D)	2	
32	458-880	ELBOW - (AN 821-4D)	2	
33	458-894	ELBOW - (AN 822-4D)	1	
34	458-910	ELBOW - (SAE AS1040D0404)	2	
35	491-060	UNION - (AN 832-4D)	2	
36	63976-018	GROMMET	1	
37	434-155	GROMMET - (MS 35489-7S)	2	
38	434-151	GROMMET - (MS 35489-10S)	2	
39	434-160	GROMMET - (MS 35489-8S)	1	
40	477-618	NUT - (SAE AS5178D04)	4	
41	424-178	PIN - (MS 20392-2C19)	1	
-41a	424-051	COTTER PIN - (MS 24665-132)	1	
-41b	690-609	WASHER - (NAS 1149FO332P)	2	
42	400-113	BOLT - (AN 4-20)	2	
-42a	690-611	WASHER - (NAS 1149FO463P)	6	
-42b	404-101	NUT - (AN 310-4)	2	
-42c	424-051	COTTER PIN - (MS 24665-132)	2	
43	411-532	SCREW - (MS 35207-263)	4	
43a	690-609	WASHER - (NAS 1149FO332P)	4	
43b	404-526	NUT - (MMS 21042-3)	4	
44	411-534	SCREW - (MS 35207-265)	1	
-44a	407-043	WASHER - (MS 35338-43)	1	
-44b	404-224	NUT - (AN 315-3R)	1	

- ITEM NOT ILLUSTRATED

When ordering, always specify Part Number, Description, and Serial Number of Aircraft

Revised: June 10, 2004

THE NEW PIPER AIRCRAFT, INC.
PA-32-301 FT
AIRPLANE PARTS CATALOG

Figure and Index Number	Part Number	Nomenclature	No. Req.	Serial Numbers Affected
31-				
45	690-630	WASHER - (NAS 1149FO763P)	4	
46	400-876	BOLT - (AN 23-24A)	1	
-47	690-612	WASHER - (NAS 1149FO363P)	3	
-48	404-526	NUT - (MS 21042-3)	1	
49	411-530	SCREW - (MS 35207-261)	1	
-50	407-043	WASHER - Lock (MS 35338-43)	1	
51	63901-030	HOSE ASSY - Flexible (Replace with 63901-059 or -009 for single toe brakes)	1	
-51a	63901-065	HOSE ASSY (Replace with 63901-059 or -009 for single toe brakes)	1	
-51b	63901-009	HOSE ASSY	1	
-51c	63901-059	HOSE ASSY	1	
52	68464-000	RESERVOIR ASSY - Brake Cylinder	1	
53	63976-017	GROMMET - Caterpillar	2	
54	454-929	CLAMP	5	
-55	554-861	CLAMP - (SAE TY F-4)	2	
56	63356-000	SPRING - Brake Handle	1	
57	63357-000	HANDLE ASSY - Brake	1	
58	67135-003	LATCH ASSY - Brake Handle	1	
59	63914-007	KNOB ASSY - Parking Brake	1	
60	63900-131	BUSHING	1	
61	400-438	BOLT - (AN 3-4A)	2	
61a	690-609	WASHER - (NAS 1149FO363P)	2	
61b	404-526	NUT - (MS 21042-3)	2	
62	690-630	WASHER - (NAS 1149FO763P)	4	
63	— —	DELETED		
64	486-317	SCREW	2	
65	63915-006	DISC - Firewall Sealing	1	
66	411-532	SCREW - (MS 35207-263)	2	
-66a	690-617	WASHER - (NAS 1149CO363R)	4	
-66b	404-526	NUT - (MS 21042-3)	2	

- ITEM NOT ILLUSTRATED

When ordering, always specify Part Number, Description, and Serial Number of Aircraft

**THE NEW PIPER AIRCRAFT, INC.
PA-32-301 FT
AIRPLANE PARTS CATALOG**

THIS PAGE INTENTIONALLY LEFT BLANK

THE NEW PIPER AIRCRAFT, INC.
PA-32-301 FT
AIRPLANE PARTS CATALOG

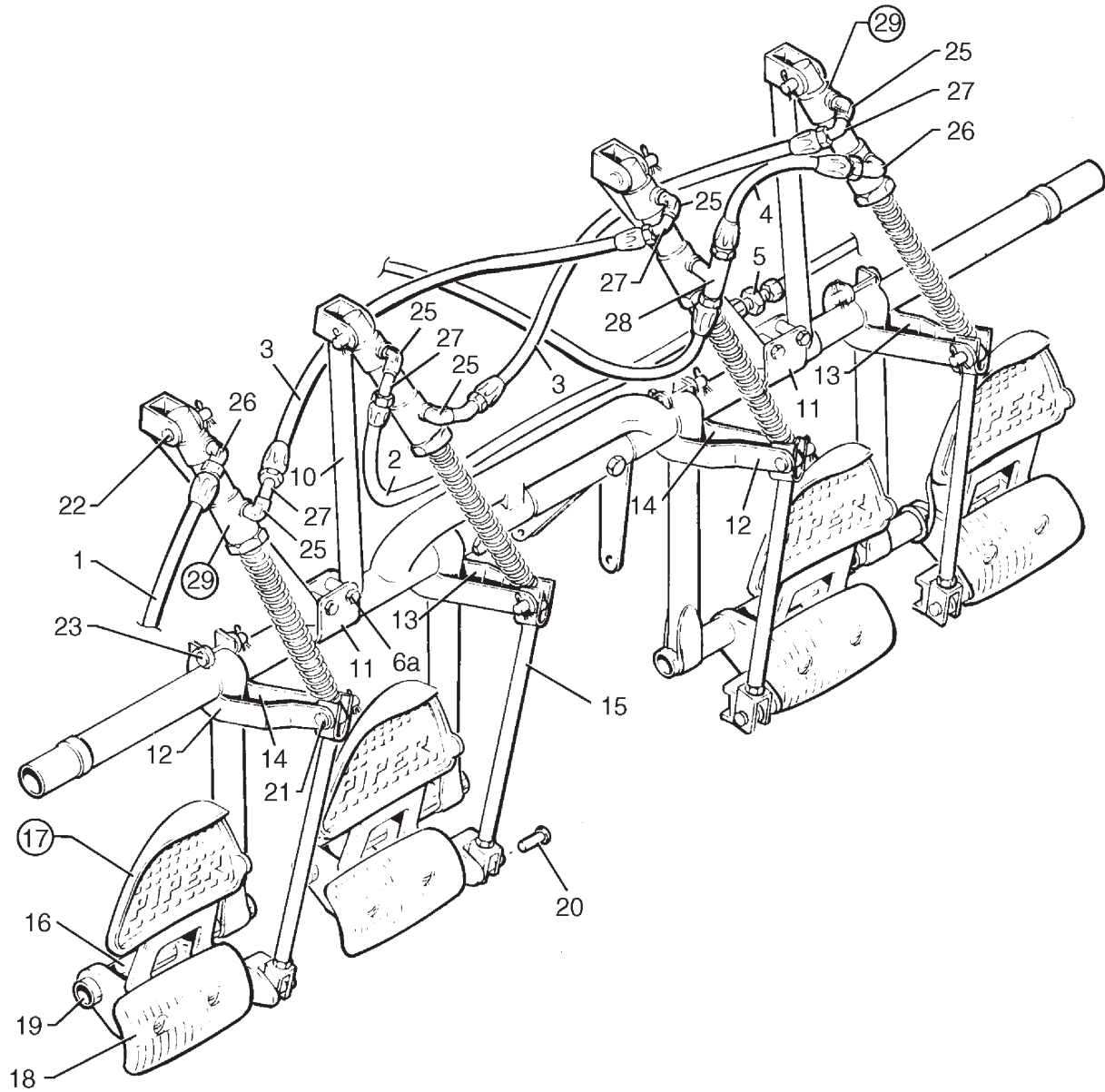


Figure 32. Toe Brake Installation

THE NEW PIPER AIRCRAFT, INC.
PA-32-301 FT
AIRPLANE PARTS CATALOG

Figure and Index Number	Part Number	Nomenclature	No. Req.	Serial Numbers Affected
32	63476 (M) 38542 (AI)	DRAWING - Dual Toe Brake Installation DRAWING - Control System Installation		
1	63901-028	HOSE ASSY - Flexible	1	
2	63901-009	HOSE ASSY - Flexible	1	
3	63901-029	HOSE ASSY - Flexible	2	
4	63901-030	HOSE ASSY - Flexible	1	
5	491-050	UNION - (AN 815-4D)	1	
-6	63473-006	CYLINDER ASSY - Dual Toe Brake	1	
6a	400-444	* BOLT - (AN 3-13A)	4	
-7	690-612	* WASHER - (NAS 1149F0363P)	23	
-8	424-051	* COTTER PIN - (MS 24665-132)	16	
-9	404-887	* NUT - (MS 20365-1032C)	8	
10	63464-005	* BRACE ASSY - Toe Brake	2	
11	63468-000	* BRACKET - Toe Brake	2	
12	63469-000	* ARM - Toe Brake	2	
13	63469-001	* ARM - Toe Brake	2	
14	63470-000	* ARM - Toe Brake	4	
15	79430-000	* CLEVIS ASSY - Toe Brake (Non-Adjustable)	4	
16	63478-000	* SPACER - Toe Pedal	4	
17	63485-000	* PEDAL ASSY - Toe Brake, Left Inboard	1	
-17a	63485-002	* PEDAL ASSY - Toe Brake, Left Outboard (For service use only)	1	
-17b	63485-001	* PEDAL ASSY - Toe Brake, Right Inboard	1	
-17c	63485-003	* PEDAL ASSY - Toe Brake, Right Outboard (For service use only)	1	
18	62867-002	** PAD ASSY - Brake Pedal	1	
19	453-714	* BEARING - Brake Pedal	8	
20	424-195	* PIN - Flat Head (MS 20392-2C13)	4	
21	424-181	* PIN - Flat Head (MS 20392-2C25)	4	
22	424-184	* PIN - Flat Head (MS 20392-2C31)	4	
23	424-357	* PIN - Flat Head (MS 20392-2C39)	4	
-24	63481-002	* FITTING ASSY - Master Cylinder	1	
-24a	63481-003	* FITTING ASSY - Master Cylinder	1	
-24b	63481-004	* FITTING ASSY - Master Cylinder	1	
-24c	63481-009	* FITTING ASSY - Master Cylinder	1	
25	458-904	** ELBOW - (AN 914-1D)	AR	
26	458-894	** ELBOW - (MS 20822-4D)	1	
27	458-891	** ELBOW - (MS 20823-4D)	AR	
28	488-499	** TEE - (MS 20825-4D) (Used on 63481-003 only)	1	
29	455-968	** CYLINDER ASSY - Master (10-30) Cleveland (See Figure 33 for component parts)	1	
-29a	455-944	* CYLINDER ASSY - Master (17000) Gar-Kenyon (See Figure 33 for component parts)	1	

- ITEM NOT ILLUSTRATED

When ordering, always specify Part Number, Description, and Serial Number of Aircraft

Revised: June 10, 2004

THE NEW PIPER AIRCRAFT, INC.
PA-32-301 FT
AIRPLANE PARTS CATALOG

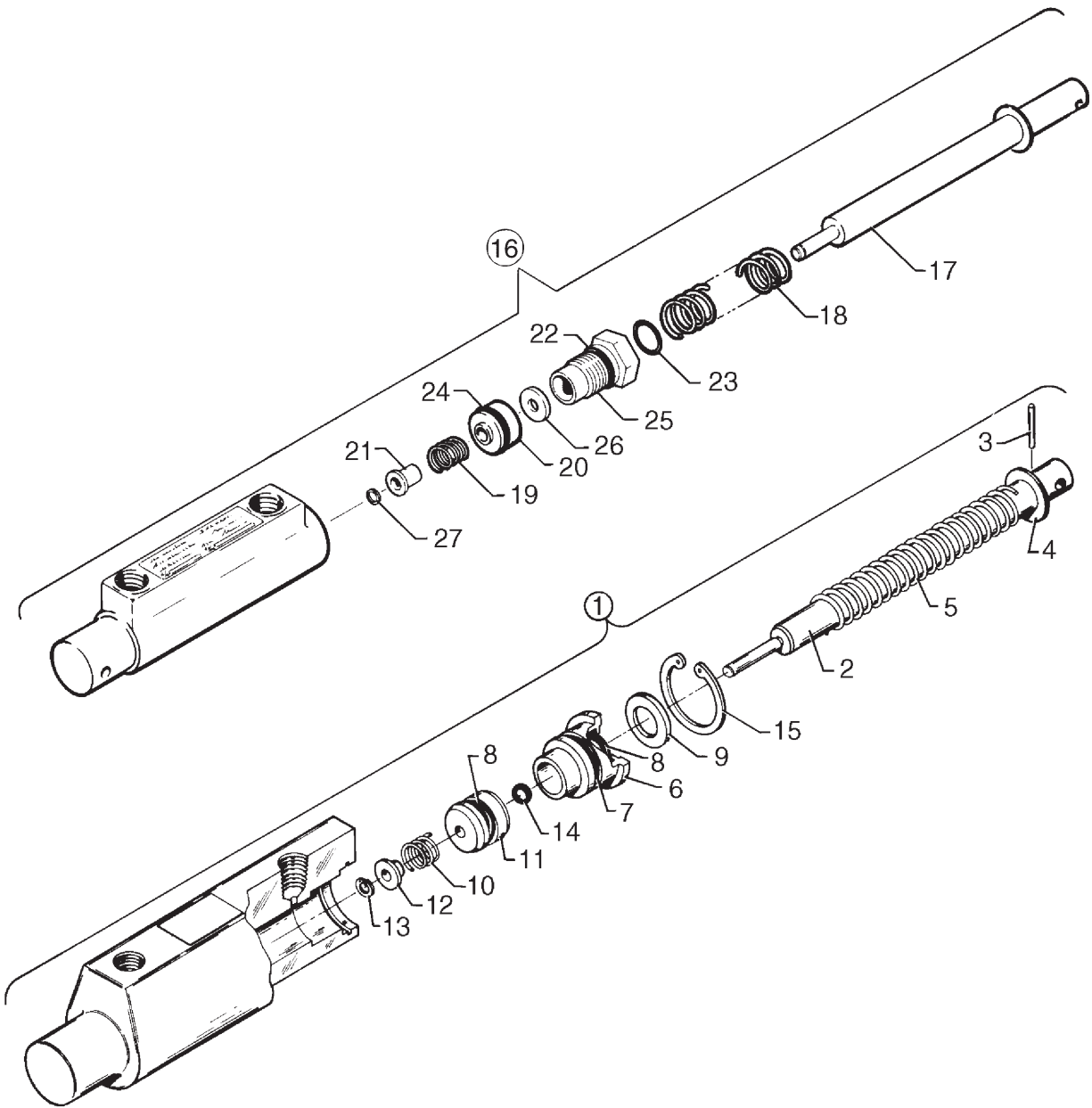


Figure 33. Toe Brake Master Cylinder Assembly

Revised: June 10, 2004

THE NEW PIPER AIRCRAFT, INC.
PA-32-301 FT
AIRPLANE PARTS CATALOG

Figure and Index Number	Part Number	Nomenclature	No. Req.	Serial Numbers Affected
33	38542 (AI)	DRAWING - Control System Installation		
1	455-968	CYLINDER ASSY - Master (10-30) Cleveland	4	
2	763-451	*PISTON ROD ASSY - (182-22)	1	
3	757-318	**ROLL PIN - (223-00500)	1	
4	756-622	**WASHER - (095-10100)	1	
5	756-118	**SPRING - (82-9)	1	
6	755-082	**GLAND - Packing (141-25)	1	
7	756-018	**O-RING - (101-01100)	1	
8	756-016	**O-RING - (101-00800)	2	
9	756-621	**WASHER - Wiper (095-01300)	1	
10	757-580	**SPRING - (082-02100)	1	
11	763-450	**PISTON - (148-25)	1	
12	758-457	**BUSHING - (145-58)	1	
13	762-586	**RING - Snap (T5304-15)	1	
14	762-585	**O-RING - (101-1)	1	
15	762-587	*RING - Snap (155-47)	1	
16	455-944	CYLINDER ASSY - Master (17000) Gar-Kenyon	4	
17	757-480	*PISTON ROD AND RING ASSY - (95404) Includes Spring Retaining Ring	1	
18	762-276	*SPRING - (17005)	1	
19	762-277	*SPRING - (17006)	1	
20	757-479	*PISTON - (17003)	1	
21	762-275	*SLEEVE - (17007)	1	
22	752-584	*O-RING - (MS 28775-113)	1	
23	484-788	*O-RING - (MS 28775-012)	1	
24	752-585	*O-RING - (MS 28775-110)	1	
25	754-848	*FITTING - (17002)	1	
26	494-177	*SEAL - (110 3/ 16)	1	
27	762-531	*RING - Retaining (XRC-313)	1	

- ITEM NOT ILLUSTRATED

When ordering, always specify Part Number, Description, and Serial Number of Aircraft

Revised: June 10, 2004

**THE NEW PIPER AIRCRAFT, INC.
PA-32-301 FT
AIRPLANE PARTS CATALOG**

**GRIDS 1E20 THRU 1E24
INTENTIONALLY BLANK**

**THE NEW PIPER AIRCRAFT, INC.
PA-32-301 FT
AIRPLANE PARTS CATALOG**

**SECTION V
CABIN EQUIPMENT GROUP**

Revised: June 10, 2004

THE NEW PIPER AIRCRAFT, INC.
PA-32-301 FT
AIRPLANE PARTS CATALOG

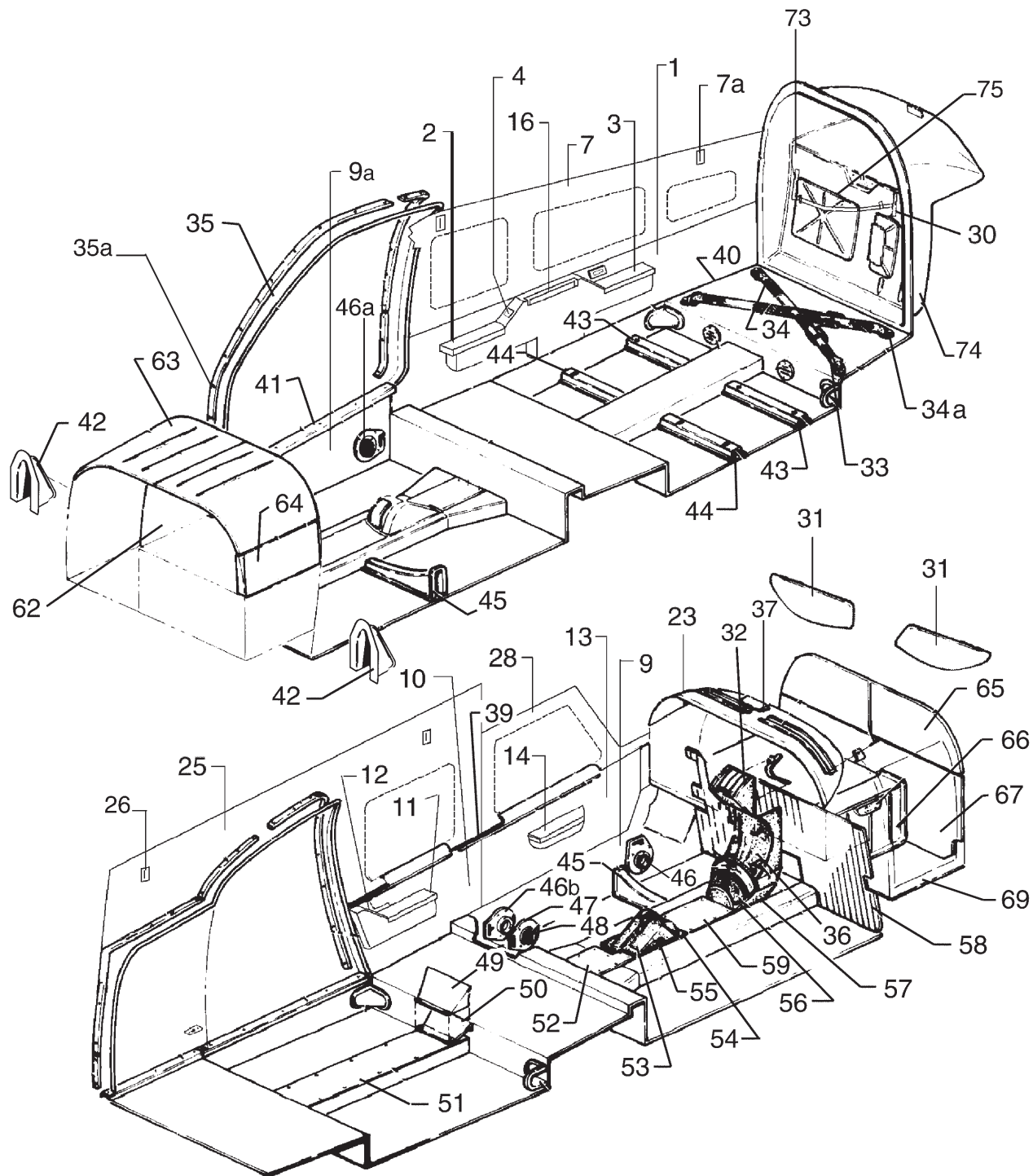


Figure 34. Cabin Finishing Installation

THE NEW PIPER AIRCRAFT, INC.
PA-32-301 FT
AIRPLANE PARTS CATALOG

Figure and Index Number	Part Number	Nomenclature	No. Req.	Serial Numbers Affected
34	85200 (CK)	DRAWING - Interior Installation		
	85210 (BT)	DRAWING - Interior Details		
	85366 (F)	DRAWING - Executive Writing Table, Details and Installation		
	101022 (H)	DRAWING - Glareshield Assy and Installation		
	68578 (AF)	DRAWING - Finishing Instl-Forward Baggage Compartment		
	78734 (V)	DRAWING - Aft Cabin Bulkhead Installation		
1	85210-438	PANEL ASSY - Lower Side, Right (Used with Tan Interior)	1	
1	85210-338	PANEL ASSY - Lower Side, Right (Used with Gray Interior)	1	
1	85210-269	PANEL ASSY - Lower Side, Right (Used with Premium Interior)	1	
2	85210-060	* ARMREST ASSY - Forward	1	
3	85210-059	* ARMREST ASSY - Aft	1	
-3a	407-135	** WASHER - (AN 936-A10)	2	
-3b	411-536	** SCREW- (MS 35207-267)	2	
4	85210-006	* SWITCH ASSY - Light	2	
-5	89908-002	** SWITCH ASSY	1	
-5a	85210-070	** COVER	1	
-5b	69669-200	** PLACARD	1	
7	85210-420	PANEL ASSY - Side, Upper Right (Used with Tan Interior)	1	
7	85210-468	Panel Assy-Side, Upper, Right (Used with Premium Interior)	1	
7	85210-320	Panel Assy-Side, Upper, Right (Used with Gray Interior)	1	
7a	89567-024	* BEZEL (Used with Tan Interior)	2	
7a	89567-005	* BEZEL (Used with Premium Interior)	2	
7a	89567-023	* BEZEL (Used with Gray Interior)	2	
9	85210-103	PANEL ASSY - Side, Lower, Left (Used with Premium Interior)	1	
9	85210-346	PANEL ASSY - Side, Lower Left (Used with Gray and Tan Interior)	1	
9a	85210-104	PANEL ASSY - Side, Lower, Right (Used with Premium interior)	1	
9a	85210-347	PANEL ASSY - Side, Lower Right (Used with Gray and Tan Interior)	1	
10	85210-477	PANEL ASSY - Side, Lower, Left (Used with Premium Interior)	1	
10	85210-341	PANEL ASSY - Side, Lower, Left (Used with Gray Interior)	1	
10	85210-441	PANEL ASSY - Side, Lower Left (Used with Tan Interior)	1	
-10a	100590-015	* COVER PLATE ASSY - Intercom System (Used with Premium Interior)	1	
-10b	654-207	** CLIP - (C3989-020-3B)	3	
-10c	467-493	** WASHER - (S1029)	2	
-10d	594-048	** WASHER - (S1028)	2	
11	85210-242	* ARMREST ASSY	1	
-11a	407-135	** WASHER - (AN 936-A10)	2	
-11b	411-536	** SCREW - (MS 35207-267)	2	

- ITEM NOT ILLUSTRATED

When ordering, always specify Part Number, Description, and Serial Number of Aircraft

Revised: June 10, 2004

THE NEW PIPER AIRCRAFT, INC.
PA-32-301 FT
AIRPLANE PARTS CATALOG

Figure and Index Number	Part Number	Nomenclature	No. Req.	Serial Numbers Affected
34-				
12	85210-006	* SWITCH ASSY - Light (Used with Premium Interior)	2	
-12a	89908-002	* * SWITCH ASSY	1	
-12b	85210-070	* * COVER	1	
-12c	69669-200	* * PLACARD	1	
13	85210-331	PANEL ASSY - Pilot Side, Lower (Used with Gray Interior)	1	
13	85210-431	PANEL ASSY - Pilot, Lower (Used with Tan Interior)	1	
13	85210-238	PANEL ASSY - Pilot Side, Lower (Used with Premium Interior)	1	
14	85210-230	* ARMREST ASSY	1	
-14a	407-135	* * WASHER - (AN 936-A10)	2	
-14b	411-536	* * SCREW - (MS 35207-267)	2	
-15	405-312	* NUT - (AN 345-10)	2	
-15a	407-135	* WASHER - (AN 936-A10)	2	
-15b	407-800	* WASHER - (AN 970-3)	4	
16	488-196	TABLE TOP (Used with Premium Interior)	1	
-17	85366-004	GUIDE - Forward, Executive Writing Table (Used with Premium Interior)	1	
-18	85366-003	GUIDE - Aft, Executive Writing Table (Used with Premium Interior)	1	
-19	414-769	SCREW - (MS 24693-S53) Executive Writing Table - Side Panels	12	
-19a	407-583	WASHER - (AN 960-8L)	12	
-19b	404-910	NUT - (MS 20365-832C)	12	
-20	419-690	SCREW - (6 x 1.2 Type A) Executive Writing Table - Side Panels	6	
23	101022-007	GLARESHIELD ASSY	1	3232014 and up
23	101022-003	GLARESHIELD ASSY	1	3232001 thru 3232013
-23a	515-713	* SCREW	3	
-23b	407-563	* WASHER - (AN 960-8)	3	
-23c	506-627	* NUT - (MS 21042L08)	3	
-23d	101022-006	* SHELL ASSY	1	3232014 and up
-23d	101022-004	* SHELL ASSY	1	3232001 thru 3232013
25	101230-011	PANEL ASSY - Aft Cabin, Upper, Left (Used with Premium Interior)	1	
25	85210-432	PANEL ASSY - Aft Cabin, Upper, Left (Used with Tan Interior)	1	
25	85210-332	PANEL ASSY - Aft Cabin, Upper, Left (Used with Gray Interior)	1	
26	89567-015	* BEZEL (Used with Premium Interior)	2	
26	89567-023	* BEZEL (Used with Gray Interior)	2	
26	89567-024	* BEZEL (Used with Tan Interior)	2	
28	85210-222	PANEL ASSY - Pilot Side Window (Used with Premium Interior) (Required when Avidyne Avionics is installed)	1	3232014 and up
28	85210-457	PANEL ASSY - Pilot Side Window (Used with Tan Interior)	1	3232001 thru 3232013
28	85210-478	PANEL ASSY - Pilot Side Window (Used with Tan Interior) (Required when Avidyne Avionics is installed)	1	3232014 and up
28	85210-357	PANEL ASSY - Pilot Side Window (Used with Gray Interior)	1	3232001 thru 3232013

- ITEM NOT ILLUSTRATED

When ordering, always specify Part Number, Description, and Serial Number of Aircraft

THE NEW PIPER AIRCRAFT, INC.
PA-32-301 FT
AIRPLANE PARTS CATALOG

Figure and Index Number	Part Number	Nomenclature	No. Req.	Serial Numbers Affected
34-				
28	85210-188	PANEL ASSY - Pilot Side Window (Used with Premium Interior)	1	3232001 thru 3232013
28	85210-378	PANEL ASSY - Pilot Side Window (Used with Gray Interior) (Required when Avidyne Avionics is installed)	1	3232014 and up
30	69975-002	TOW BAR (Used with Premium Interior)	1	
31	85515-002	BLADE - Sun Visor, Pilot and Co-Pilot (Hardware not shown. See installation drawing)	RF	
32	69344-029	QUAD COVER (Specify color when ordering)	1	
33	66804-000	STRAP ASSY	2	
34	66805-000	STRAP ASSY	2	
34a	400-440	BOLT - (AN 3-6a)	4	
-34b	63900-147	BUSHING	4	
-34c	62833-101	WASHER	4	
35	85210-185	COVER ASSY (Used with Premium Interior)	1	
35	85210-355	COVER ASSY (Used with Tan Interior)	1	
35	85210-354	COVER ASSY (Used with Gray Interior)		
35a	419-678	SCREW	2	
36	85210-417	PANEL ASSY - Lower, Right (Used with Tan Interior)	1	
36	85210-119	PANEL ASSY - Lower, Right (Used with Premium Interior)	1	
36	85210-317	PANEL - Lower, Right (Used with Gray Interior)	1	
37	101759-002	COWL DECK COVER (Specify color when ordering)	1	3232014 and up
37	85210-310	COWL DECK COVER (Specify color when ordering)	1	3232001 thru 3232013
-37a	419-584	SCREW - (AN 530-4R4)	3	
39	85365-002	EXTRUSION INSTL	1	
40	101230-006	SILL - Door Aft Cabin	1	
41	101230-007	SILL - Door Forward Cabin	1	
42	78735-002	COVER - Rudder Pedal Stop Bracket	2	
43	68090-016	CHANNEL - Seat Trim, Left Rear (Specify color when ordering)	1	
43a	68090-017	CHANNEL - Seat Trim, Right Rear (Specify color when ordering)	1	
-43b	68094-003	PLATE	4	
-43c	79781-002	PLATE	4	
-43d	68096-000	PLATE	4	
44	79681-002	CHANNEL - Seat Trim, Left Center (Specify color when ordering)	1	
44a	79681-003	CHANNEL - Seat Trim, Right Center (Specify color when ordering)	1	
45	95893-021	COVER ASSY (Specify color when ordering)	1	3232014 and up
45	95893-020	COVER ASSY (Specify color when ordering)	1	3232014 and up
45	66615-014	COVER ASSY (Specify color when ordering)	2	3232001 thru 3232013
46	68416-000	VENT ASSY - Forward, Left (Complete)	1	

- ITEM NOT ILLUSTRATED

When ordering, always specify Part Number, Description, and Serial Number of Aircraft

Revised: June 10, 2004

THE NEW PIPER AIRCRAFT, INC.
PA-32-301 FT
AIRPLANE PARTS CATALOG

Figure and Index Number	Part Number	Nomenclature	No. Req.	Serial Numbers Affected
34-				
46a	68416-001	VENT ASSY - Forward, Right (Complete)	1	
46b	68556-000	VENT ASSY - Aft, Left (Complete)	1	
-46c	68556-001	VENT ASSY - Aft, Right (Complete)	1	
-46d	68584-000	GASKET	4	
47	65735-019	DEFLECTOR - Air Vent	4	
48	65735-018	DEFLECTOR ASSY	4	
49	68610-002	TRIM PLATE	1	
50	68017-000	COVER - Aft Tunnel	1	
51	68415-000	PLATE - Aft Tunnel Cover	1	
52	68209-003	PLATE - Tunnel Assy	1	
53	68488-002	INDICATOR - Stabilator Trim	1	
-53a	411-532	SCREW - (MS 35207-263)	1	
54	63900-023	BUSHING	8	
-54a	419-713	SCREW	8	
-54b	494-004	WASHER	8	
55	69596-019	COVER ASSY - Forward Tunnel (Used with Tan and Premium Interior)	1	
55	69596-018	COVER ASSY - Forward Tunnel (Used with Gray Interior)	1	
56	69652-013	COVER ASSY - Fuel Selector Control (Used with Tan and Premium Interior)	1	
56	69652-014	COVER ASSY (Used with Gray Interior)	1	
57	69654-022	COVER ASSY - Console (less Fuel Selector Control) (Used with Tan and Premium Interior)	1	
57	69654-020	COVER ASSY - Console (Used with Gray Interior)	1	
58	68495-003	BLANKET - Cabin	1	
59	63287-000	PLATE - Tunnel	1	
-60	68933-000	LOUVER ASSY - Fwd Door, Lower Right	2	
-61	84277-087	CLIP (Locate 2 places along window edge)	6	
62	605-027	PANEL - Closeout	1	
63	68633-005	HEADLINER - Baggage Compartment, Left	1	
-63a	68633-007	HEADLINER - Baggage Compartment, Right	1	
64	68646-002	PANEL	1	
65	68662-003	PANEL ASSY	1	
66	605-026	PANEL - Closeout	1	
67	38743-005	COVER - Firewall Access Pan	1	
-68	68650-012	FLOOR ASSY	1	
69	68659-000	* PANEL	1	
-70	68663-012	FLOOR ASSY	1	
-71	68670-002	PANEL	2	
-71a	68670-003	PANEL	1	
-71b	68670-004	PANEL	1	
-72	69428-006	PANEL - Fwd Baggage Compartment, Left	1	
-72a	69428-007	PANEL - Fwd Baggage Compartment, Right	1	
-72b	105113-002	BAR ASSY	1	
-72c	104187-002	CLIP ASSY	2	
-72d	415-536	SCREW - (MS 35206-246)	2	
-72e	99457-000	SPACER	2	
73	79849-015	BULKHEAD ASSY - Cabin Aft	1	
74	79837-013	* BULKHEAD ASSY - Hatshelf	1	
75	79445-005	* DOOR ASSY - Rear Bulkhead	2	
-76	79841-005	* EVAPORATOR ASSY	1	

- ITEM NOT ILLUSTRATED

When ordering, always specify Part Number, Description, and Serial Number of Aircraft

**THE NEW PIPER AIRCRAFT, INC.
PA-32-301 FT
AIRPLANE PARTS CATALOG**

THIS PAGE INTENTIONALLY LEFT BLANK

THE NEW PIPER AIRCRAFT, INC.
PA-32-301 FT
AIRPLANE PARTS CATALOG

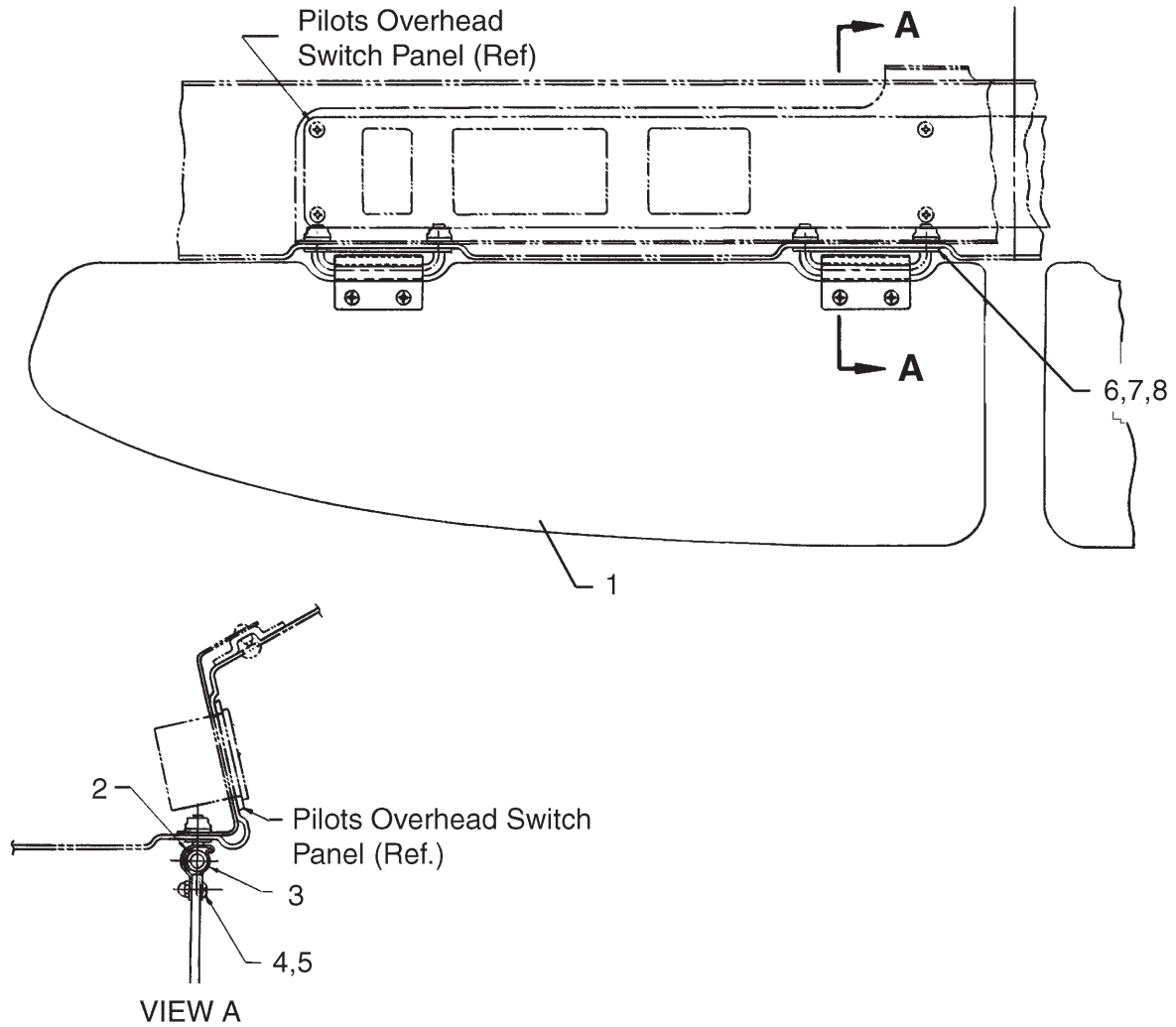


Figure 34A. Sunvisor Installation

**THE NEW PIPER AIRCRAFT, INC.
PA-32-301 FT
AIRPLANE PARTS CATALOG**

Figure and Index Number	Part Number	Nomenclature	No. Req.	Serial Numbers Affected
34A	85458 (F)	DRAWING - SunVisor Installation		
1	85515-002	BLADE	2	
2	65870-004	CLIP ASSY	4	
3	65871-000	CLIP	4	
4	415-376	SCREW - (MS 51957-27)	8	
5	477-696	DOME NUT - (8061-NP)	8	
6	85448-005	BRACKET ASSY	4	
7	404-846	NUT - (MS 20364-1032)	8	
8	407-584	WASHER - (AN 960-10L)	8	

- ITEM NOT ILLUSTRATED

When ordering, always specify Part Number, Description, and Serial Number of Aircraft

Revised: June 10, 2004

THE NEW PIPER AIRCRAFT, INC.
PA-32-301 FT
AIRPLANE PARTS CATALOG

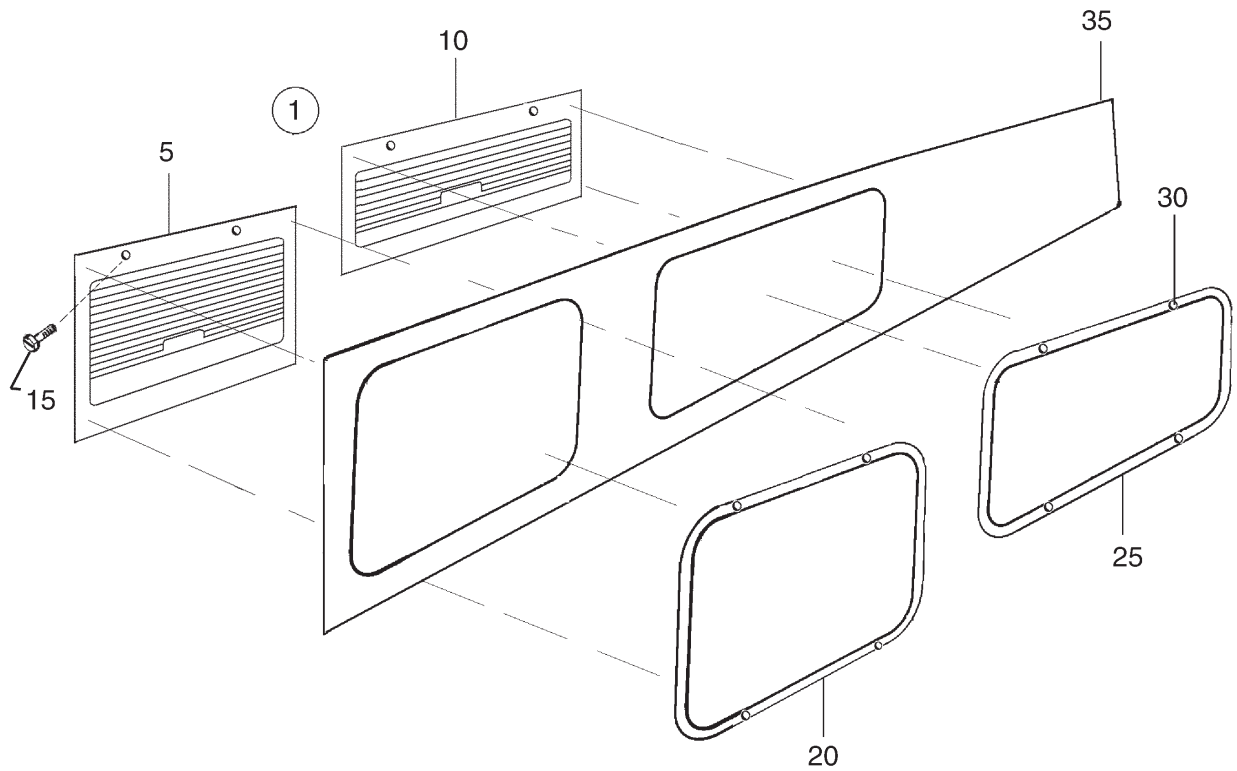


Figure 35. Window Shades and Reveals Installation

THE NEW PIPER AIRCRAFT, INC.
PA-32-301 FT
AIRPLANE PARTS CATALOG

Figure and Index Number	Part Number	Nomenclature	No. Req.	Serial Numbers Affected
35	85200 (CK) 85210 (BT)	DRAWING - Interior Installation DRAWING - Interior Details		
1	100836-030	SHADE ASSY (Shade assemblies used on Premium Interior only)	1	
5	100836-003	* SHADE ASSY - Window, Front, Left	1	
5	100836-021	* SHADE ASSY - Window, Front, Left	1	
-5a	100836-004	* SHADE ASSY - Window, Front, Right	1	
-5a	100836-022	* SHADE ASSY - Window, Front, Right	1	
10	100836-005	* SHADE ASSY - Window, Center, Left (Aft Cabin Door)	1	
10	100836-023	* SHADE ASSY - Window, Center, Left (Aft Cabin Door)	1	
-10a	100836-006	* SHADE ASSY - Window, Center, Right	1	
-10a	100836-024	* SHADE ASSY - Window, Center, Right	1	
15	419-956	* SCREW - (#6 x 3/8 Sht. Metal Type A)	8	
20	85210-422	REVEAL - Window, Front, Left (Used with Tan Interior)	1	
20	85210-322	REVEAL - Window, Front, Left (Used with Gray Interior)	1	
20	85210-202	REVEAL - Window, Front, Left and Right (Used with Premium Interior)	2	
-20a	85210-423	REVEAL - Window, Front, Right (Used with Tan Interior)	1	
-20a	85210-323	REVEAL - Window, Front, Right (Used with Gray Interior)	1	
25	85210-206	REVEAL - Window, Center, Left (Aft Cabin Door) (Used with Premium Interior)	1	
25	85210-426	REVEAL - Window, Center, Left (Aft Cabin Door) (Used with Tan Interior)	1	
25	85210-326	REVEAL - Window, Center, Left (Aft Cabin Door)		
-25a	85210-327	REVEAL - Window, Center, Right (Used with Gray Interior)	1	
-25a	85210-203	REVEAL - Window, Center, Right (Used with Premium Interior)	1	
-25a	85210-427	REVEAL - Window, Center, Right (Used with Tan Interior)	1	
30	419-678	SCREW	16	
35	85210-320	PANEL ASSY - Side, Upper, Right (Used with Gray Interior)	RF	
35	85210-420	PANEL ASSY - Side, Upper, Right (Used with Tan Interior)	RF	
35	85210-468	PANEL ASSY - Side, Upper, Right (Used with Premium Interior)	RF	
-35a	89567-005	* BEZEL (Used with Premium Interior)	RF	
-35a	89567-023	* BEZEL (Used with Gray Interior)	RF	
-35a	89567-024	* BEZEL (Used with Tan Interior)	RF	

- ITEM NOT ILLUSTRATED

When ordering, always specify Part Number, Description, and Serial Number of Aircraft

Revised: June 10, 2004

THE NEW PIPER AIRCRAFT, INC.
PA-32-301 FT
AIRPLANE PARTS CATALOG

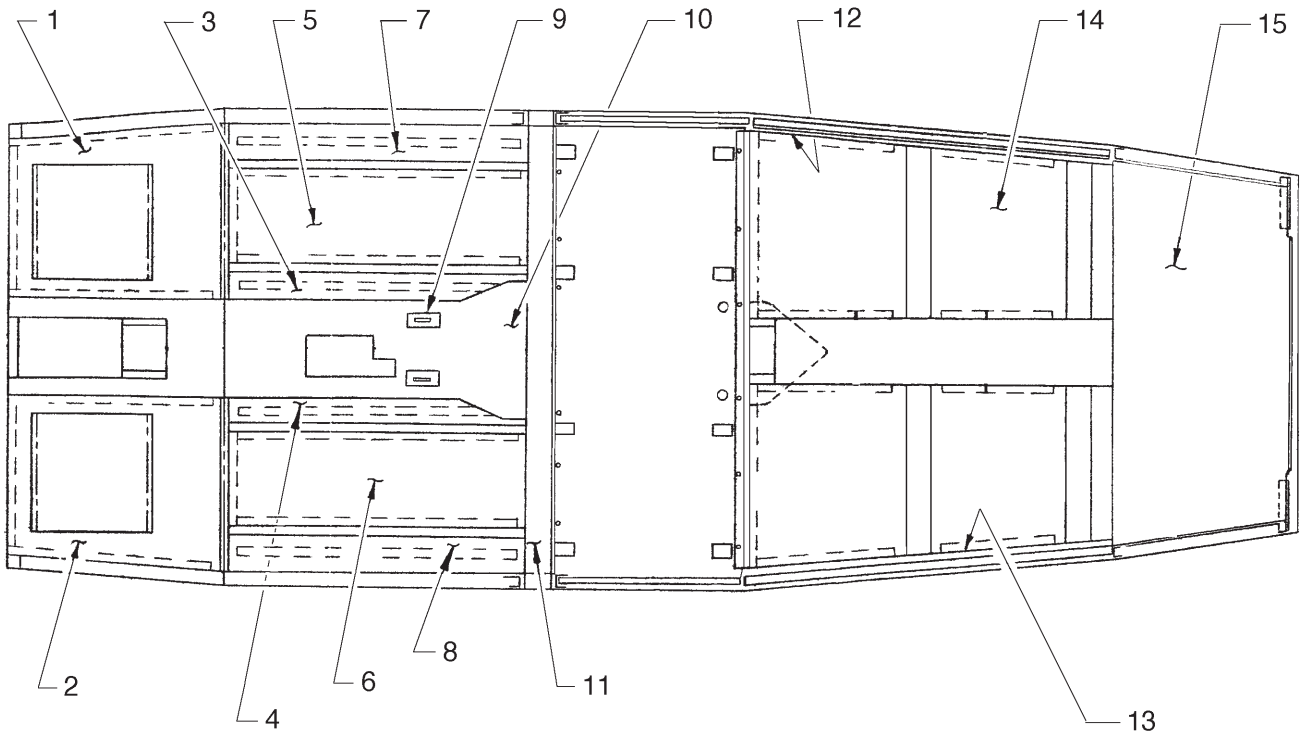


Figure 36. Carpet Installation

THE NEW PIPER AIRCRAFT, INC.
PA-32-301 FT
AIRPLANE PARTS CATALOG

Figure and Index Number	Part Number	Nomenclature	No. Req.	Serial Numbers Affected
36	69845 (AL) 85210 (BT)	DRAWING - Carpet Installation DRAWING - Interior Details		
1	85210-349	CARPET ASSY - Right Side (Used with Gray and Tan Interior)	1	
1	85210-023	CARPET ASSY - Right Side (Used with Premium Interior only)	1	
1	85210-476	CARPET ASSY - Right Side (Used with Premium Interior when rudder pedal stop brackets omitted)	1	
2	85210-475	CARPET ASSY - Left Side (Used with Premium Interior when rudder pedal stop brackets omitted)	1	
2	85210-348	CARPET ASSY - Left Side (Used with Gray and Tan Interior)	1	
2	85210-022	CARPET ASSY - Left Side (Used with Premium Interior only)	1	
3	85210-025	CARPET ASSY - Right Side (Specify color when ordering)	1	
4	85210-024	CARPET ASSY - Left Side (Specify color when ordering)	1	
5	85210-027	CARPET ASSY - Right Side (Used with Premium Interior only)	1	
5	85210-351	CARPET ASSY - Right Side (Used with Gray and Tan Interior)	1	
6	85210-026	CARPET ASSY - Left Side (Used with Premium Interior only)	1	
6	85210-350	CARPET ASSY - Left Side (Used with Gray and Tan Interior)	1	
7	85210-029	CARPET ASSY - Right Side (Specify color when ordering)	1	
8	85210-028	CARPET ASSY - Left Side (Specify color when ordering)	1	
9	69636-005	COVER - Seat Belt Fitting (Specify color when ordering)	2	
10	85210-372	CARPET ASSY (Specify color when ordering)	1	(ER 1518)
10	85210-030	CARPET ASSY (Specify color when ordering)	1	
11	85210-031	CARPET ASSY (Specify color when ordering)	1	
12	79680-003	CARPET ASSY (Specify color when ordering)	1	
13	79680-002	CARPET ASSY (Specify color when ordering)	1	
14	85210-054	CARPET ASSY (Used with Premium Interior only)	1	
14	85210-352	CARPET ASSY (Used with Gray and Tan Interior)	1	
15	85210-056	CARPET ASSY (Used with Premium Interior only)	1	
15	85210-370	CARPET ASSY (Used with Gray and Tan Interior)	1	

- ITEM NOT ILLUSTRATED

When ordering, always specify Part Number, Description, and Serial Number of Aircraft

Revised: June 10, 2004

THE NEW PIPER AIRCRAFT, INC.
PA-32-301 FT
AIRPLANE PARTS CATALOG

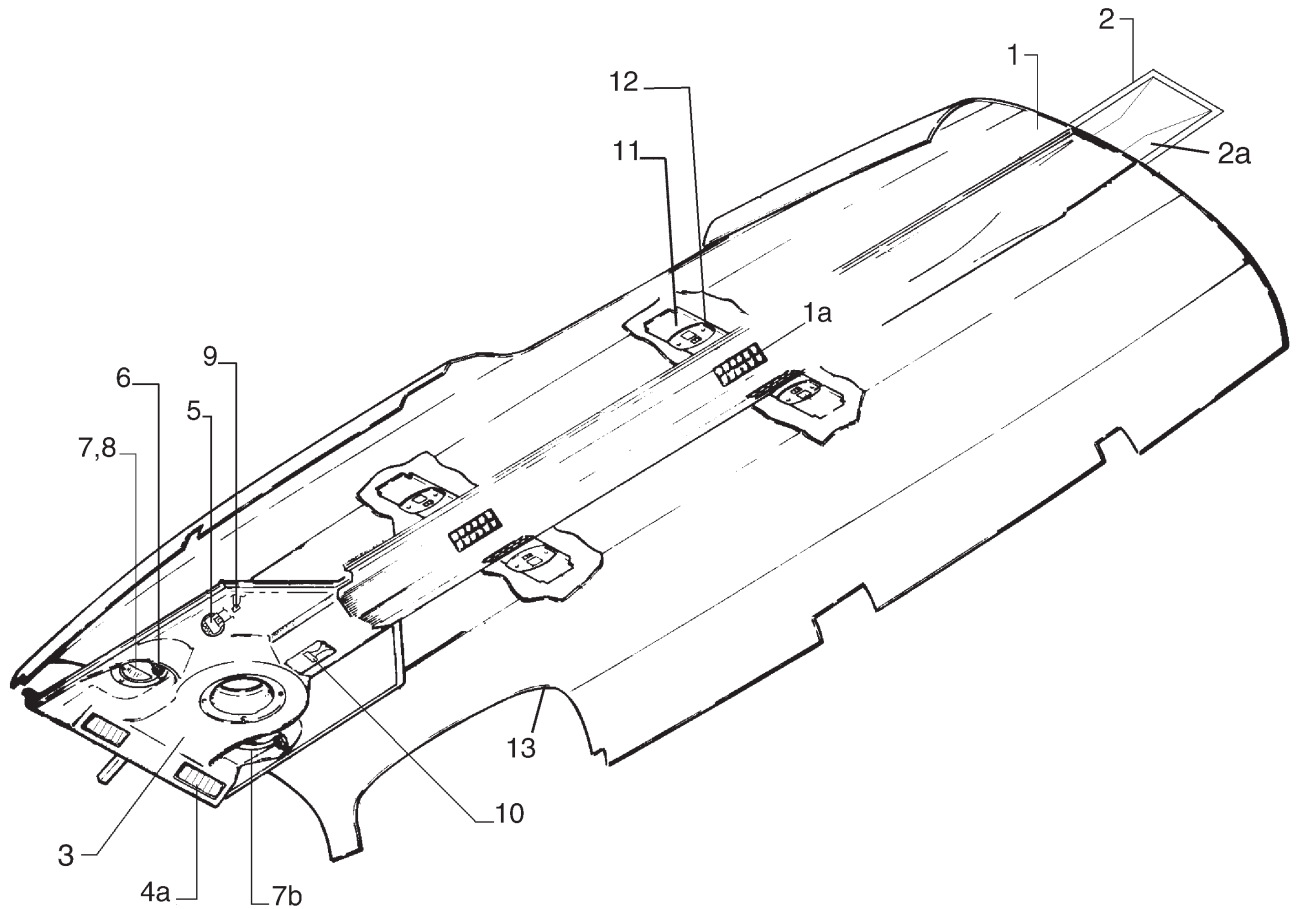


Figure 37. Headliner and Forward Fresh Air Duct Installation

Revised: June 10, 2004

THE NEW PIPER AIRCRAFT, INC.
PA-32-301 FT
AIRPLANE PARTS CATALOG

Figure and Index Number	Part Number	Nomenclature	No. Req.	Serial Numbers Affected
37	85200 (CK) 87348 (J)	DRAWING - Interior Installation DRAWING - Courtesy Lights Installation		
1	85210-182	PANEL ASSY - Headliner (Premium Interior) (Used if air conditioning is not installed)	1	
1	85210-177	PANEL ASSY - Headliner (Premium Interior) (Used if air conditioning is installed)	1	
1	85210-356	PANEL ASSY (Gray and Tan Interior) Used if air conditioning is not installed)	1	
1	85210-358	PANEL ASSY (Gray and Tan Interior) (Used if air conditioning is installed)	1	
1a	473-700	* LOUVER ASSY	4	
2	85210-189	CLOSEOUT - Headliner (SEE NOTE 1)	1	
2	85210-345	CLOSEOUT ASSY - Headliner (Used if a/c is not installed for Gray and Tan Interior)	1	
2a	605-025	CLOSEOUT - Headliner, Aft (Used if air conditioning is not installed)	1	
-2b	419-626	SCREW (Use if air conditioning is installed)	4	
-2b	419-615	SCREW - (6 X 1 Type A Rec Hd Cress) (Used if air conditioning is not installed)	4	
-2c	594-016	SCREW COVER - (APP0SC46032M) (2 used on Premium Interior)	4	
3	83396-018	OVERHEAD ASSY - Forward, Fresh Air Vent (Gray and Tan Interior) (Used if air conditioning is not installed)	1	
3	83396-009	OVERHEAD ASSY - Forward, Fresh Air Vent (Premium Interior only) (Used if air conditioning is installed)	1	
3	83396-008	OVERHEAD ASSY - Forward, Fresh Air Vent (Premium Interior only) (Used if air conditioning is not installed)	1	
3	83396-019	OVERHEAD ASSY - Forward, Fresh Air Vent (Gray and Tan Interior) (Used if air conditioning is installed)	1	
-4	85210-359	* PANEL ASSY - Cockpit Headliner (Gray and Tan Interior) (Used if air conditioning is not installed)	1	
-4	85210-250	* PANEL ASSY - Cockpit Headliner (Premium Interior only) (Used if air conditioning is installed)	1	
-4	85210-248	* PANEL ASSY - Cockpit Headliner (Premium Interior only) (Used if air conditioning is not installed)	1	
-4	85210-360	* PANEL ASSY - Cockpit Headliner (Gray and Tan Interior) (Used if air conditioning is installed)	1	
4a	473-700	** LOUVER ASSY	1	
5	89875-012	* LIGHT ASSY - Cabin Entrance, 28 Volt Used on Gray and Tan Interior)	1	
5	89875-005	* LIGHT ASSY - Cabin entrance, 28 Volt (Used on Premium Interior only)	1	
-5a	572-662	** LIGHT ASSY - 28 Volt (S2397-201)	1	
-5b	472-027	** * LAMP - 28 Volt	1	
6	571-136	* KNOB	1	
7	95229-011	* LIGHT and DIMMER ASSY - Cockpit, Overhead, 28 Volt (Gray and Tan Interior)	2	
7	95229-006	* LIGHT and DIMMER ASSY - Cockpit, Overhead, 28 Volt (Premium Interior only)	2	
-7a	84264-005	* * MAP LIGHT ASSY (Premium Interior only)	1	

- ITEM NOT ILLUSTRATED

When ordering, always specify Part Number, Description, and Serial Number of Aircraft

Revised: June 10, 2004

**THE NEW PIPER AIRCRAFT, INC.
PA-32-301 FT
AIRPLANE PARTS CATALOG**

Figure and Index Number	Part Number	Nomenclature	No. Req.	Serial Numbers Affected
37-				
-7a	84264-019	** MAP LIGHT ASSY (Gray and Tan Interior)	1	
7b	84264-003	*** RING	1	
-7c	572-610	*** MAP LIGHT - (A300-W-28)	1	
-7d	95228-003	** POTENTIOMETER	1	
8	407-102	* WASHER - (AN935-6)	6	
-8a	404-528	* NUT - (MS21042-06)	6	
9	89908-003	* SWITCH ASSY	1	
10	89402-004	CABLE ASSY (Gray and Tan Interior) (Used if air conditioning is not installed)	1	
10	89402-003	CABLE ASSY (SEE NOTE 1)	1	
11	85311-005	LIGHT ASSY (Used on Premium Interior)	4	
11	37871-012	LIGHT ASSY (Used on Gray and Tan Interior)	4	
-11a	572-611	* LAMP ASSY - (A325-ML-28) (Used on Gray and Tan Interior)	1	
-11b	472-027	* LAMP	1	
-11c	85310-003	* BEZEL	1	
12	419-806	SCREW - (MS21207C6-8)	8	
13	79561-044	COVER	1	
-14	68697-006	LIGHT ASSY - Baggage Compartment, 28 Volt (See Figure 68 for additional Courtesy Light Instl components)	1	

NOTES:

1. Used on premium interior if air conditioning is not installed.
Used on gray and tan interior if air conditioning is installed.

- ITEM NOT ILLUSTRATED

When ordering, always specify Part Number, Description, and Serial Number of Aircraft

Revised: June 10, 2004

**THE NEW PIPER AIRCRAFT, INC.
PA-32-301 FT
AIRPLANE PARTS CATALOG**

THIS PAGE INTENTIONALLY LEFT BLANK

THE NEW PIPER AIRCRAFT, INC.
PA-32-301 FT
AIRPLANE PARTS CATALOG

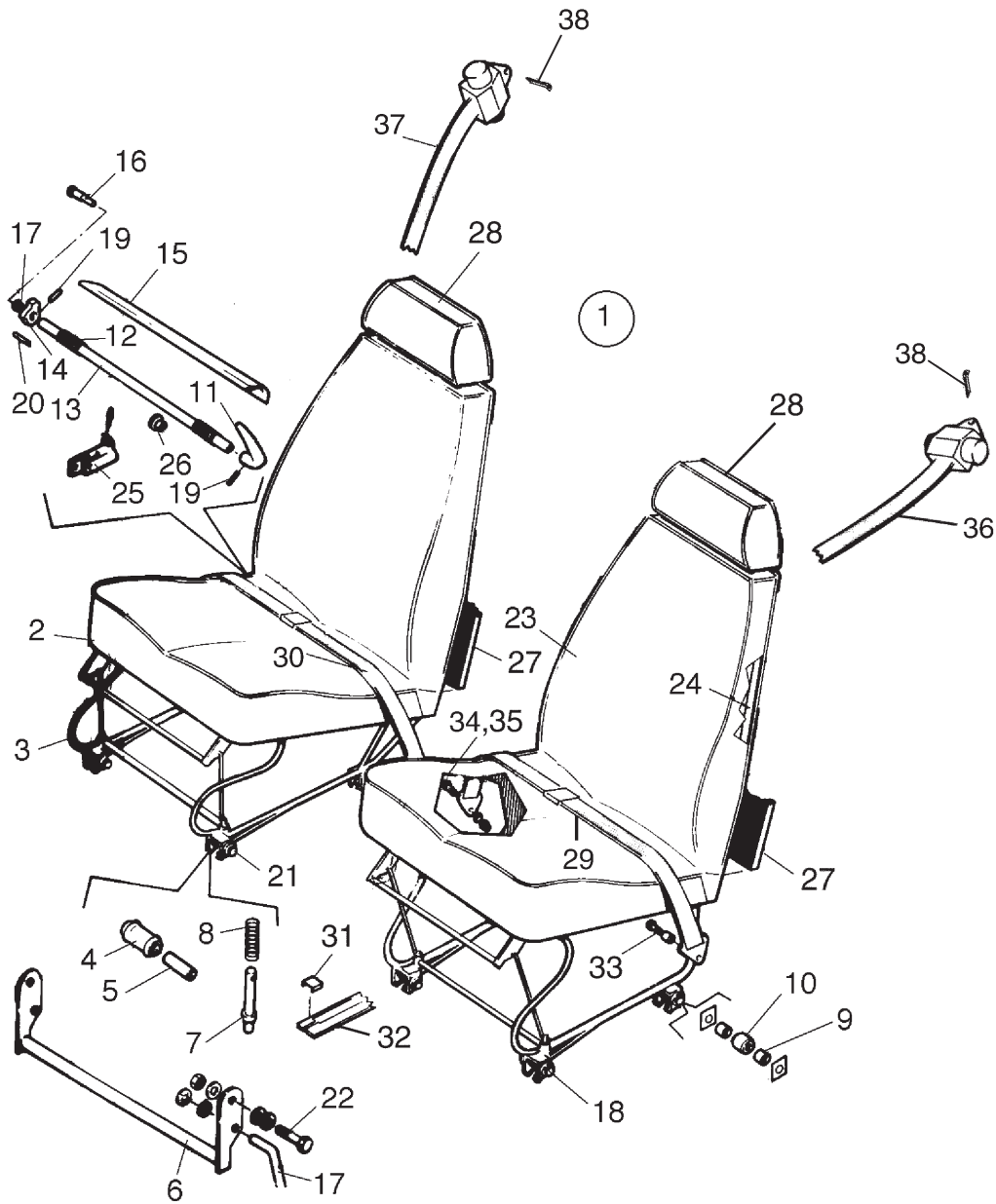


Figure 38. Forward Seats Installation

THE NEW PIPER AIRCRAFT, INC.
PA-32-301 FT
AIRPLANE PARTS CATALOG

Figure and Index Number	Part Number	Nomenclature	No. Req.	Serial Numbers Affected
38	78087 (AZ) 78354 (AD)	DRAWING - Seats Installation DRAWING - Shoulder Harness Installation		
1	89026-014	SEAT ASSY - Pilot, Adjustable (When ordering, specify color and material) (See Note 1)	1	
-1a	89026-015	SEAT ASSY - Copilot, Adjustable (When ordering, specify color and material) (See Note 1)	1	
2	89026-008	* BOTTOM ASSY - Pilot Seat	1	
-2a	89026-009	* BOTTOM ASSY - Copilot Seat	1	
3	79540-002	** FRAME ASSY - Pilot Seat, Bottom	1	
-3a	79540-003	** FRAME ASSY - Copilot Seat, Bottom	1	
4	87332-002	*** ROLLER - Seat Track	2	
5	95061-106	*** BEARING - Seat Roller	2	
6	79207-000	*** HANDLE ASSY - Seat Release	1	
7	76175-003	*** PLUNGER - Seat	2	
8	587-299	*** SPRING - Seat Plunger	2	
9	95061-161	*** SPACER - Seat Roller	4	
10	452-386	*** BEARING - (NAS 506-4)	2	
11	79442-000	*** HANDLE - Seat Recliner	1	
12	19336-000	*** SPRING - Seat Back Adjustment, Inboard	1	
-12a	19336-001	*** SPRING - Seat Back Adjustment, Outboard	1	
13	79230-000	*** TUBE - Reclining Mechanism	1	
14	19365-002	*** CAM - Reclining Seat	2	
15	76176-000	*** COVER - Reclining Seat (When ordering, specify color and material)	1	
16	79229-000	*** BEARING SHAFT - Seat Release, Right	1	
17	79235-000	*** BUSHING - Seat Back Release, Right	1	
18	62833-078	*** WASHER - Seat Attachment	8	
19	480-701	*** PIN - Roll	3	
20	480-732	*** PIN - Roll	2	
21	401-318	*** BOLT - (AN 4-20A)	4	
-21a	404-888	*** NUT - (MS 20365-428C)	4	
22	400-002	*** BOLT - (AN 4-5A)	2	
-22a	494-040	*** WASHER - Nylon	6	
-22b	404-836	*** NUT - (MS20364-428C)	2	
23	89023-010	* BACK ASSY - Pilot Seat	1	
-23a	89023-011	* BACK ASSY - Copilot Seat	1	
24	79555-000	** FRAME ASSY - Pilot Seat, Back	1	
-24a	79555-014	** FRAME ASSY - Copilot Seat, Back	1	
25	99718-005	*** STOP ASSY - Seat latch, Copilot Seat, Right	1	
26	453-732	*** BUSHING - Seat Back, Right	1	
27	89023-013	** COVER ASSY - Pilot and Copilot Seats, Back (When ordering, specify color and material)	1	
28	89028-002	* HEADREST ASSY	2	
29	104211-004	BELT ASSY - Left Hand	1	
30	104211-005	BELT ASSY - Right Hand	1	
31	62654-000	STOP - Seat Track	8	
32	62557-004	TRACK - Front Seat	4	
33	400-441	BOLT - (AN 3-7A)	2	
-33a	63900-145	BUSHING - Seat Belt Attachment (Refer to Figure 11 for seat belt floor attachment instl)	2	
34	400-441	BOLT - (AN 3-7A)	2	
-34a	407-564	WASHER - (AN 960-10)	2	
-34b	404-526	NUT - (MS 21042-3)	2	
-34c	63900-145	BUSHING	1	

- ITEM NOT ILLUSTRATED

When ordering, always specify Part Number, Description, and Serial Number of Aircraft

Revised: June 10, 2004

THE NEW PIPER AIRCRAFT, INC.
PA-32-301 FT
AIRPLANE PARTS CATALOG

Figure and Index Number	Part Number	Nomenclature	No. Req.	Serial Numbers Affected
38-				
35	411-531	SCREW - (MS35207-262)	2	
36	104211-004	BELT ASSY - Shoulder	1	
37	104211-005	BELT ASSY - Shoulder	1	
38	680-661	HILOCK PIN - (HL18-8-8)	2	
-38a	78557-003	SPACER	2	
-38b	407-565	WASHER - (AN960-416) under nut	AR	
-38c	599-900	NUT - (NAS1804-4)	2	

NOTES:

1. See Installation drawings for complete listing of hardware.

- ITEM NOT ILLUSTRATED

When ordering, always specify Part Number, Description, and Serial Number of Aircraft

Revised: June 10, 2004

**THE NEW PIPER AIRCRAFT, INC.
PA-32-301 FT
AIRPLANE PARTS CATALOG**

THIS PAGE INTENTIONALLY LEFT BLANK

THE NEW PIPER AIRCRAFT, INC.
PA-32-301 FT
AIRPLANE PARTS CATALOG

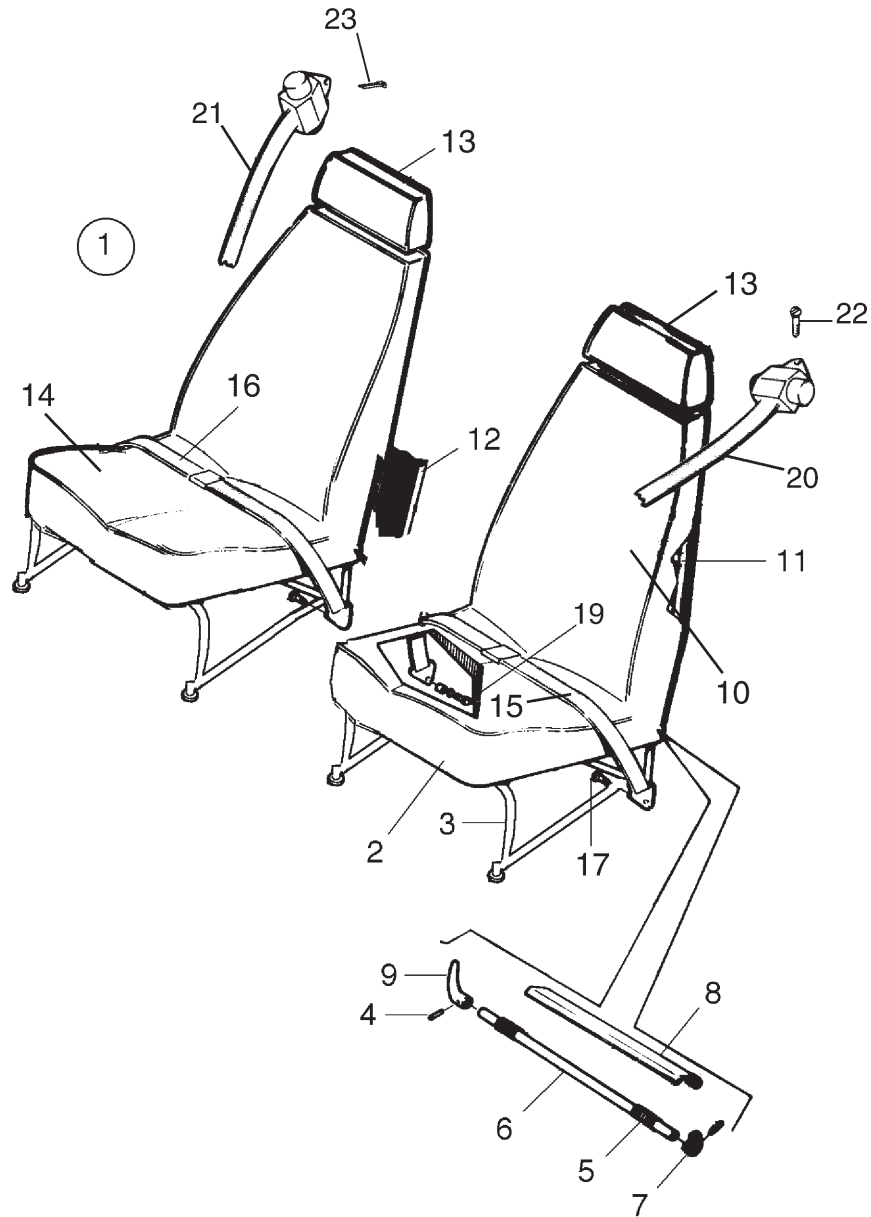


Figure 39. Rear Seats Installation

THE NEW PIPER AIRCRAFT, INC.
PA-32-301 FT
AIRPLANE PARTS CATALOG

Figure and Index Number	Part Number	Nomenclature	No. Req.	Serial Numbers Affected
39	78087 (AZ) 78354 (AD)	DRAWING - Seats Installation DRAWING - Shoulder Harness Installation		
1	89046-002	SEAT ASSY - Rear, Left (When ordering, specify color and material) (See Note 1)	1	
-1a	89046-004	SEAT ASSY - Rear, Right (When ordering, specify color and material) (See Note 1)	1	
2	89046-005	* BOTTOM ASSY - Left Rear Seat	1	
-2a	89046-007	* BOTTOM ASSY - Right Rear Seat	1	
3	79633-002	** FRAME ASSY - Rear Seat, Bottom, Left	1	
-3a	79633-015	** FRAME ASSY - Rear Seat, Bottom, Right	1	
4	480-701	*** PIN - Roll	3	
5	19336-000	*** SPRING - Seat Back Adjustment, Inboard	1	
-5a	19336-001	*** SPRING - Seat Back Adjustment, Outboard	1	
6	19392-015	*** TUBE - Reclining Mechanism	1	
7	19365-002	*** CAM - Reclining Seat	2	
8	76176-000	*** COVER - Reclining Seat (When ordering, specify color and material)	1	
9	79442-000	*** HANDLE - Seat Recliner	1	
10	89023-010	* BACK ASSY - Left and Right Rear Seats	2	
11	79555-000	** FRAME ASSY - Rear Seat Back	1	
12	89023-013	** COVER ASSY - Rear Seat Back (When ordering, specify color and material)	1	
13	89028-002	* HEADREST ASSY	4	
14	455-742	* CUSHION	1	
15	104211-002	BELT ASSY - Left Hand	1	
16	104211-003	BELT ASSY - Right Hand	1	
17	400-441	BOLT - (AN 3-7A)	2	
-17a	407-564	WASHER - (AN 960-10)	2	
-17b	63900-145	BUSHING - Seat Belt Attachment (Refer to Figure 12 for seat belt floor attachment instl)	2	
18	400-440	BOLT - (AN 3-6A)	2	
-18a	407-564	WASHER - (AN 960-10)	2	
-18b	63900-147	BUSHING - Seat Belt Attachment (Refer to Figure 12 for seat belt floor attachment instl)	2	
19	411-528	SCREW - (MS35207-259)	2	
-19a	101178-002	BUSHING	2	
20	104211-002	BELT ASSY - Shoulder, Left	1	
21	104211-003	BELT ASSY - Shoulder, Right	1	
22	415-370	SCREW - (MS27039-4-13)	1	
-22a	78557-003	SPACER	1	
-22b	407-585	WASHER - (AN960-416L) under screw	1	
-22c	407-565	WASHER - (AN960-416) under nut	1	
-22d	404-888	NUT - (MS20365-428C)	1	
23	680-661	HILOCK PIN - (HL 18-8-8)	1	
-23a	407-565	WASHER - (AN 960-416)	AR	
-23b	599-900	NUT - (NAS 1804-4)	1	
-23c	78557-003	SPACER	1	
-23d	78555-002	DOUBLER	1	

NOTES:

1. See Installation drawing for complete listing of hardware.

- ITEM NOT ILLUSTRATED

When ordering, always specify Part Number, Description, and Serial Number of Aircraft

Revised: June 10, 2004

THE NEW PIPER AIRCRAFT, INC.
PA-32-301 FT
AIRPLANE PARTS CATALOG

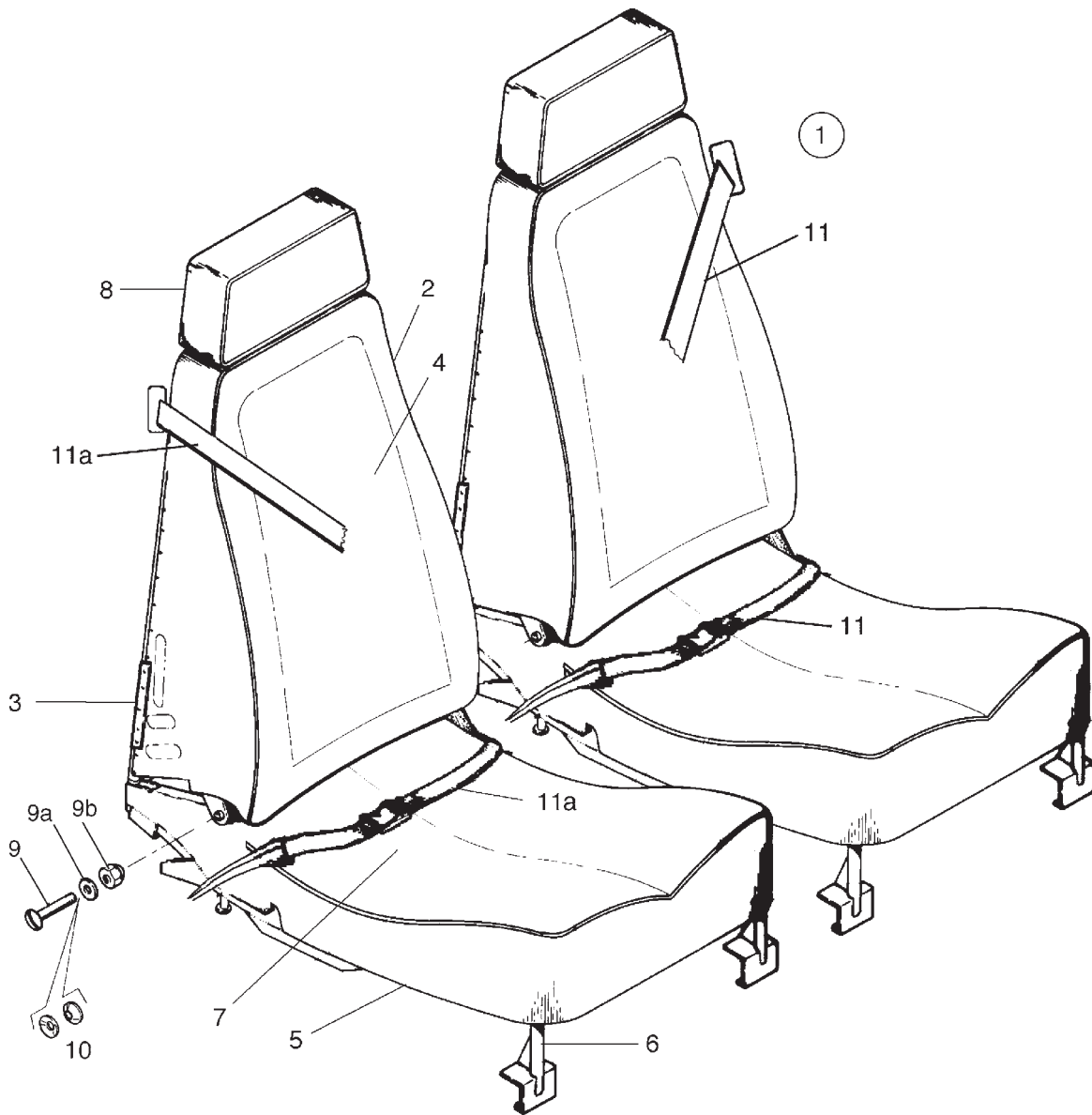


Figure 40. Aft Facing Seat Assembly - Center

Revised: June 10, 2004

THE NEW PIPER AIRCRAFT, INC.
PA-32-301 FT
AIRPLANE PARTS CATALOG

Figure and Index Number	Part Number	Nomenclature	No. Req.	Serial Numbers Affected
40	37825 (BC)	DRAWING - Club Seat Installation		
1	89036-002	SEAT ASSY - Center, Aft Facing (When ordering, specify color and material)	2	
2	89036-003	* BACK ASSY - Aft Facing Center Seat	1	
3	37796-002	** FRAME ASSY - Seat Back	1	
4	89036-005	** COVER - Seat Back (When ordering, specify color and material)	1	
5	89036-004	* BOTTOM ASSY - Aft Facing Center Seat	1	
6	37797-002	** FRAME ASSY - Seat Bottom	1	
7	89036-006	** COVER - Seat bottom (When ordering, specify color and material)	2	
8	89028-002	* HEADREST ASSY - Aft Facing Center Seat	1	
9	400-916	* BOLT - (AN 24-26A)	2	
9a	407-565	* WASHER - (AN 960-416)	4	
9b	477-708	* NUT - (26C-048)	2	
10	408-834	* WASHER - (AM 251215)	2	
11	104211-006	BELT ASSY - Left Hand	1	
11a	104211-007	BELT ASSY - Right Hand	1	

- ITEM NOT ILLUSTRATED

When ordering, always specify Part Number, Description, and Serial Number of Aircraft

Revised: June 10, 2004

THE NEW PIPER AIRCRAFT, INC.
PA-32-301 FT
AIRPLANE PARTS CATALOG

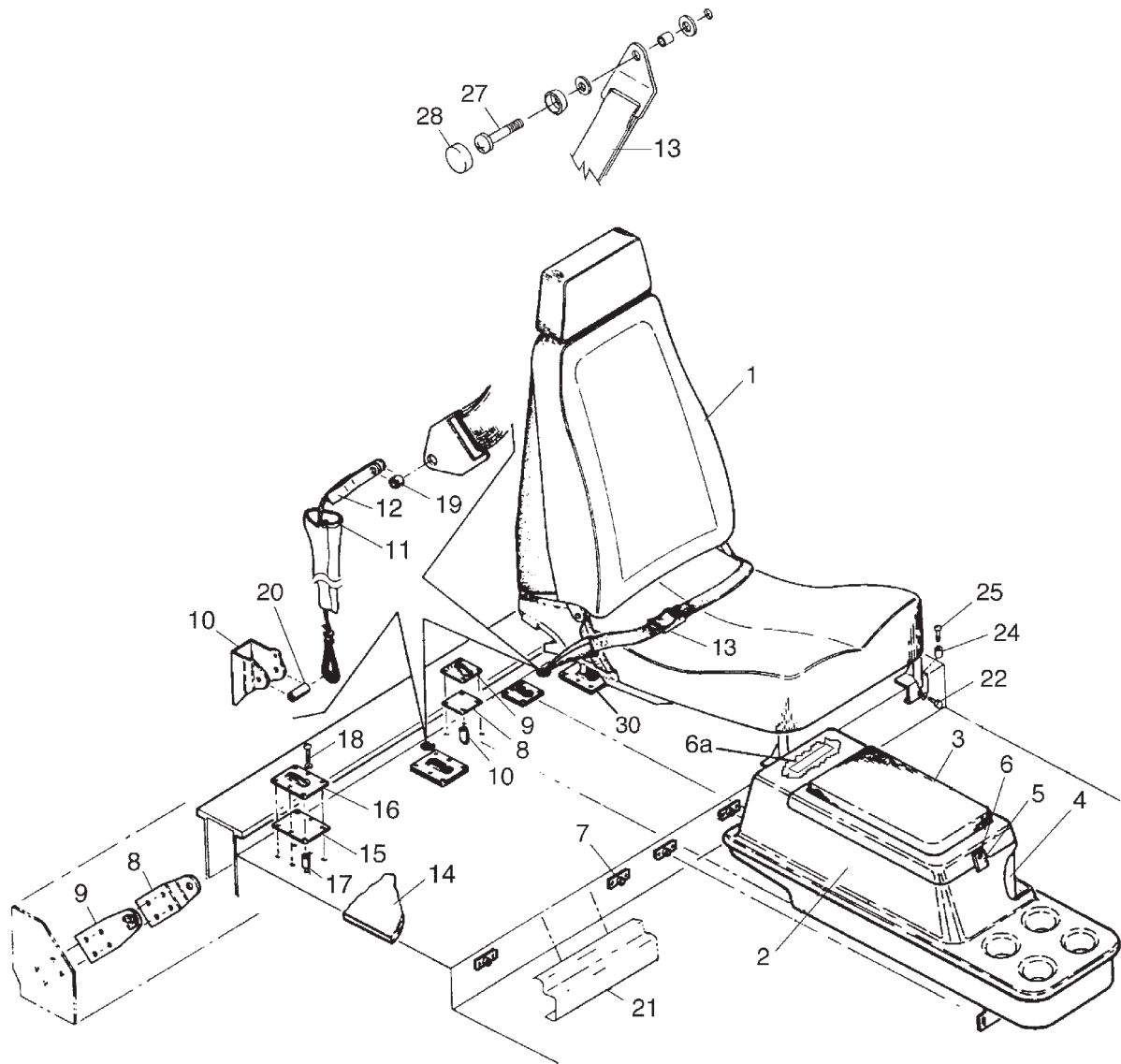


Figure 41. Club Seating Installation

THE NEW PIPER AIRCRAFT, INC.
PA-32-301 FT
AIRPLANE PARTS CATALOG

Figure and Index Number	Part Number	Nomenclature	No. Req.	Serial Numbers Affected
41	37825 (BC)	DRAWING - Club Seats Installation		
1	89036-002	SEAT ASSY - Center, Aft Facing (See Figure 40 for component parts)	RF	
2	104215-002	CONSOLE ASSY - Refreshment (When ordering, specify color and material)	1	
-2a	104215-003	CONSOLE ASSY - Refreshment (When ordering, specify color and material)	1	
-2b	104215-004	CONSOLE ASSY - Refreshment (When ordering, specify color and material)	1	
-2c	104215-005	CONSOLE ASSY - Refreshment (When ordering, specify color and material)	1	
3	104215-006	* ARM PAD ASSY - Console	1	
-3a	104215-007	* ARM PAD ASSY - Console	1	
-3b	104215-008	* ARM PAD ASSY - Console	1	
-3c	104215-009	* ARM PAD ASSY - Console	1	
4	602-022	* ICE COOLER - (Legend 4)	1	
5	601-703	* LATCH - (07-10-201-12)	1	
6	520-039	* SCREW - (MS51862-3C)	4	
6a	104232-002	* PLACARD ASSY - Center Console	1	
7	37850-002	PLATE ASSY - Seats	6	
8	87297-002	LINK - Seat Belt Attachment	2	
9	87297-003	LINK - Seat Belt Attachment	2	
10	37839-002	FITTING - Seat Belt Attachment	2	
11	68022-014	BOOT - Seat Belt Attachment	2	
12	96908-000	CABLE ASSY - Seat Belt	2	
13	104211-006	BELT ASSY	RF	
-13a	104211-007	BELT ASSY	RF	
14	37829-010	FLOOR ASSY - (Without Console)	1	
14	37829-007	FLOOR ASSY - (With Console)	1	
15	99140-000	* PLATE - Seat Attachment	4	
16	99141-003	* PLATE - Seat Attachment	4	
17	95061-009	* SPACER	24	
-17a	85210-053	* CARPET	1	
18	415-540	* SCREW - (MS 35206-250)	24	
-18a	407-563	* WASHER - (AN 960-8)	24	
-18b	404-910	* NUT - (MS 20365-832C)	24	
19	63900-149	BUSHING	2	
-19a	401-187	BOLT - (AN 5-7A)	2	
-19b	407-566	WASHER - (AN 960-516)	2	
-19c	101178-006	SPACER	4	
-19d	405-421	NUT - (MS 21045-5)	2	
20	95061-157	BUSHING	2	
-20a	400-008	BOLT - (AN 4-13A)	2	
-20b	407-565	WASHER - (AN 960-416)	2	
-20c	404-530	NUT - (MS 21042-4)	2	
-20d	101178-005	SPACER	4	
21	68613-003	STRIP - Trim (On Installation Without Console)	1	
21	68613-002	STRIP - Trim (On Installation With Console)	1	
22	400-009	BOLT - (AN 4-14A)	4	
-23	407-585	WASHER - (AN 960-416L)	6	
24	95061-008	SPACER	13	
25	414-772	SCREW - (MS 24693-S55)	13	

- ITEM NOT ILLUSTRATED

When ordering, always specify Part Number, Description, and Serial Number of Aircraft

Revised: June 10, 2004

THE NEW PIPER AIRCRAFT, INC.
PA-32-301 FT
AIRPLANE PARTS CATALOG

Figure and Index Number	Part Number	Nomenclature	No. Req.	Serial Numbers Affected
41-				
-26	598-395	WASHER	13	
27	415-370	SCREW - (MS 27039-4-13)	1	
-27a	415-372	SCREW - (MS 27039-4-15)	1	
-27b	401-310	BOLT - (AN 4-10A)	2	
-27c	63900-146	SPACER	3	
-27d	63900-007	SPACER	2	
-27e	407-565	WASHER - (AN 960-416)	2	
-27f	407-567	WASHER - (AN 960-616)	2	
28	655-100	COVER - Screw	2	
-28a	452-104	BASE - Screw Cover	2	
-29	76176-002	CLIP	2	
30	62654-003	CLIP	4	
-30a	415-533	SCREW - (MS 35206-243)	4	
-31	407-134	WASHER - (AN 936-A8)	4	
-32	415-310	SCREW - (MS 27039-0810)	8	
-32a	407-563	WASHER - (AN 960-8)	8	
-33	400-438	BOLT - (AN 3-4A)	4	
-33a	407-564	WASHER - (AN 960-10)	4	
-33b	404-526	NUT - (MS 21042-3)	4	
-34	401-266	BOLT - (AN 3-5A)	1	
-34a	407-564	WASHER - (AN 960-10)	3	
-34b	404-526	NUT - (MS 21042-3)	1	
-34c	407-584	WASHER - (AN 960-10L)	1	
-35	506-524	NUT - (MS 21059L08K)	5	
-35a	506-516	NUT - (MS 21061L08K)	2	
-36	406-627	NUT - (NAS 698A4)	2	
-36a	406-811	NUT - (NAS 680A4)	2	

- ITEM NOT ILLUSTRATED

When ordering, always specify Part Number, Description, and Serial Number of Aircraft

**THE NEW PIPER AIRCRAFT, INC.
PA-32-301 FT
AIRPLANE PARTS CATALOG**

THIS PAGE INTENTIONALLY LEFT BLANK

**THE NEW PIPER AIRCRAFT, INC.
PA-32-301 FT
AIRPLANE PARTS CATALOG**

THIS PAGE INTENTIONALLY LEFT BLANK

**THE NEW PIPER AIRCRAFT, INC.
PA-32-301 FT
AIRPLANE PARTS CATALOG**

**SECTION VI
INSTRUMENTS GROUP**

Revised: June 10, 2004

THE NEW PIPER AIRCRAFT, INC.
PA-32-301 FT
AIRPLANE PARTS CATALOG

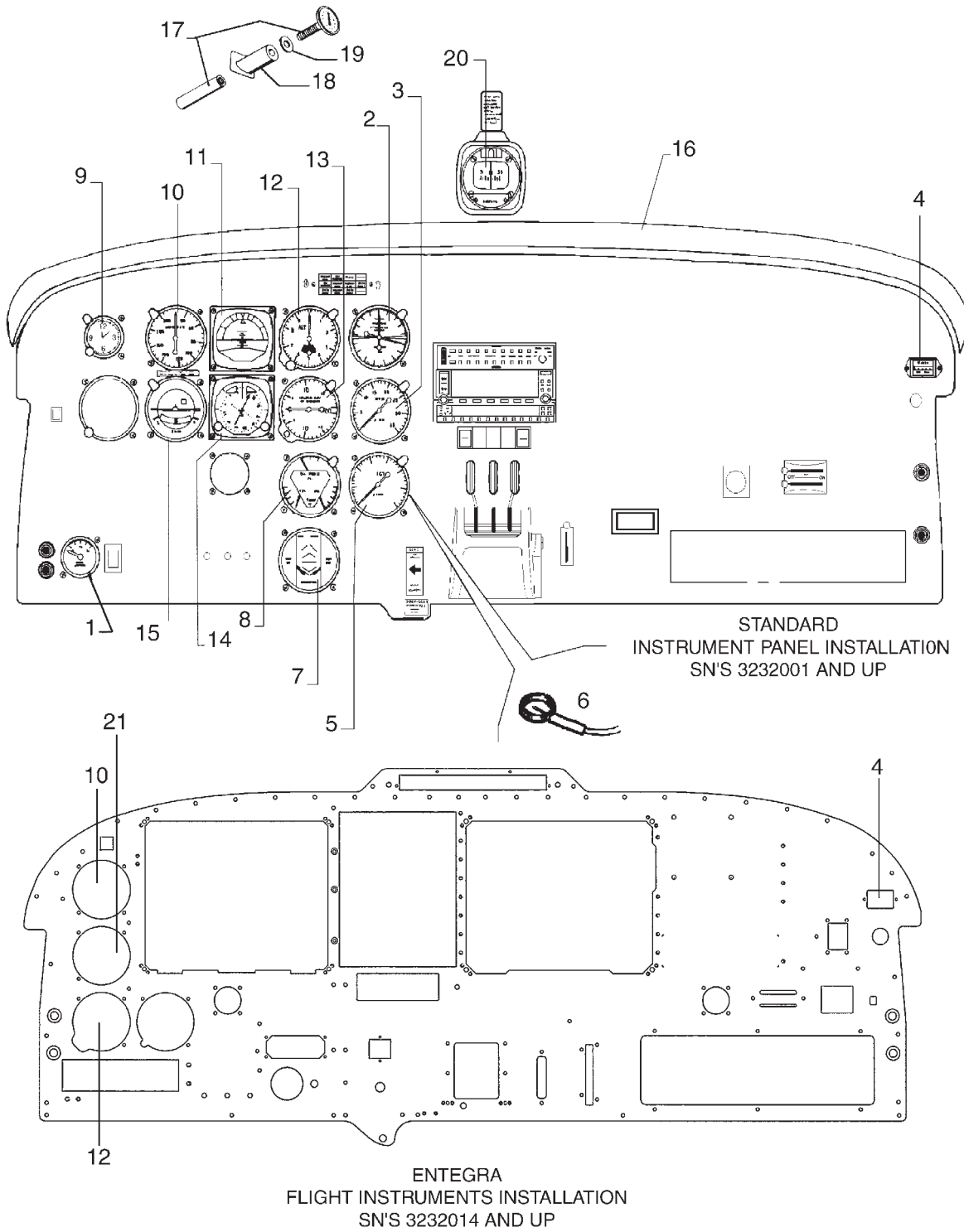


Figure 42. Instrument Panel Installation

THE NEW PIPER AIRCRAFT, INC.
PA-32-301 FT
AIRPLANE PARTS CATALOG

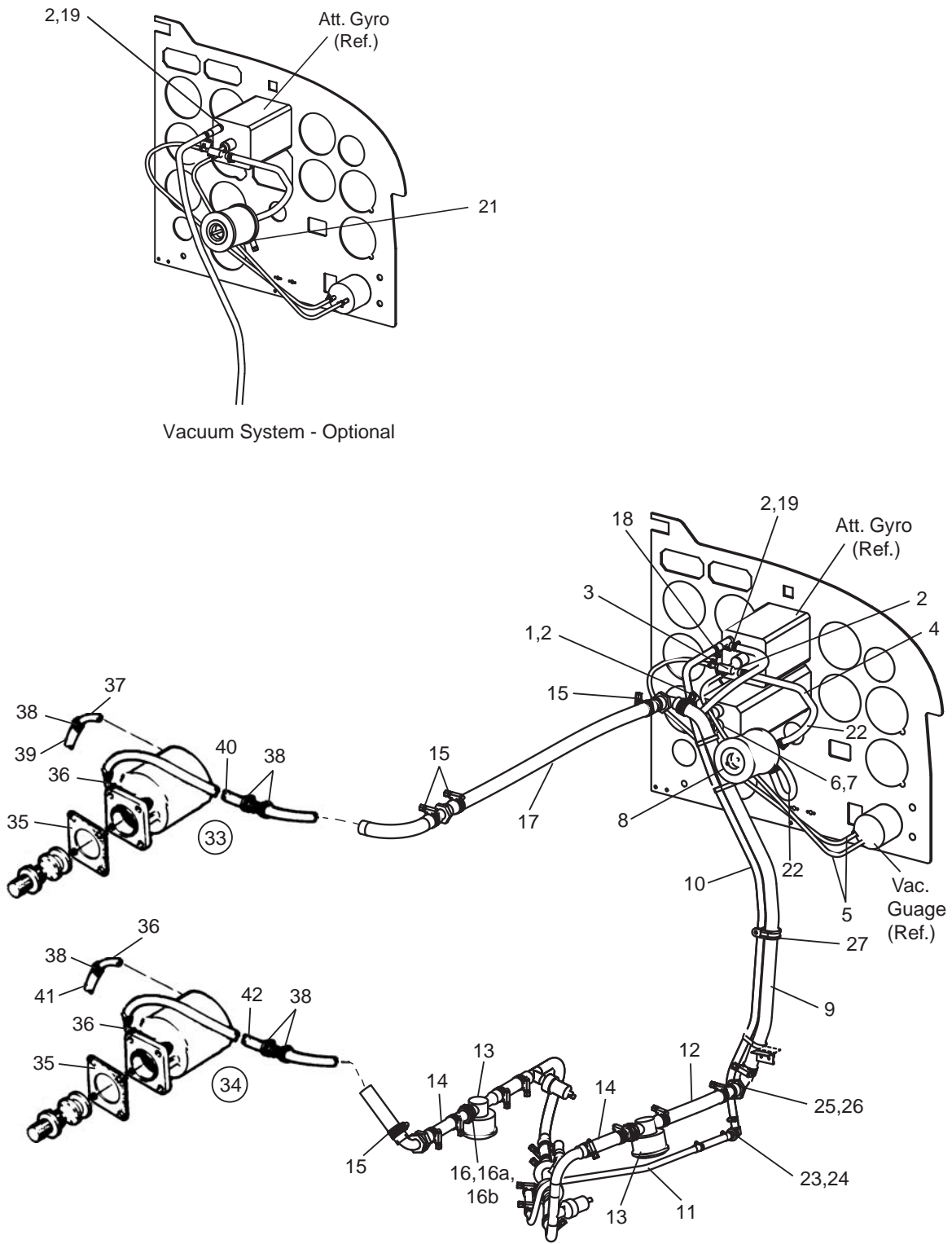
Figure and Index Number	Part Number	Nomenclature	No. Req.	Serial Numbers Affected
42	85343 (G)	DRAWING - Instruments Installation, Engine		
	105230 (E)	DRAWING - Electrical Installation		
	38453 (AH)	DRAWING - Instruments Installation, Flight		
	101022 (H)	DRAWING - Glareshield Installation		
	87240 (R)	DRAWING - OAT Gauge Installation		
1	99480-003	INSTRUMENT - Vacuum Gauge	1	
2	548-343	INSTRUMENT - Manifold Pressure and Fuel Flow	1	
3	602-311	INSTRUMENT - Tachometer	1	
4	51006-000	INSTRUMENT - Engine Hour Meter	1	
5	599-543	INSTRUMENT - Exhaust Gas Temperature	1	
6	481-388	PROBE - Exhaust Gas Temperature	RF	
7	599-563	INSTRUMENT - Fuel Quantity	1	
8	599-539	INSTRUMENT - Engine Gauge (Oil Temperature, Oil Pressure, Cylinder Head Temperature)	1	
9	548-868	INSTRUMENT - Clock	1	
10	— —	INSTRUMENT - Airspeed (Refer to Avionics Installation)	1	
11	99002-009	INSTRUMENT - Attitude Indicator Gyro	1	
12	599-549	INSTRUMENT - Altimeter	1	
13	99010-005	INSTRUMENT - Rate of Climb	1	
14	548-435	INSTRUMENT - Directional Gyro	1	
15	95219-000	INSTRUMENT - Turn Coordinator	1	
16	101022-003	GLARESHIELD ASSY	RF	3232001 thru 3232013
16	101022-007	GLARESHIELD ASSY	RF	3232014 and up
17	87702-007	INDICATOR - OAT Gauge	1	
-17a	87240-006	SHIM - OAT Gauge	1	
18	83932-007	BRACKET ASSY - OAT Gauge	1	
19	407-566	WASHER - (AN 960-516)	1	
20	67462-009	INSTRUMENT - Compass	1	
-20a	79600-000	HOUSING - Compass	1	
21	602-319	INSTRUMENT - Stby Att Ind	1	3232014 and up

- ITEM NOT ILLUSTRATED

When ordering, always specify Part Number, Description, and Serial Number of Aircraft

Revised: June 10, 2004

THE NEW PIPER AIRCRAFT, INC.
PA-32-301 FT
AIRPLANE PARTS CATALOG



Vacuum System - Optional

Figure 43. Vacuum System Installation

THE NEW PIPER AIRCRAFT, INC.
PA-32-301 FT
AIRPLANE PARTS CATALOG

Figure and Index Number	Part Number	Nomenclature	No. Req.	Serial Numbers Affected
43	105100 (C) 104762 (NEW)	DRAWING - Vacuum System Installation DRAWING - Vacuum Installation - Firewall Forward		
1	460-585	TEE - (1K31-4-6-6)	1	
2	554-678	CLAMP (Six (6) used on standard system, 5 used on optional)	11	
3	451-881	ADAPTER - (1K10-2-4)	1	
4	63913-155	HOSE	1	
5	63913-049	HOSE	2	
6	558-913	ELBOW - (1K9-4-6)	1	
7	566-406	CLAMP - (C3122-12-1)	1	
8	66673-000	FILTER ASSY	1	
9	84013-084	HOSE	1	
10	84013-139	HOSE	1	
11	84013-137	HOSE	1	
12	84013-138	HOSE	1	
13	584-324	REGULATOR - (2H3-6)	2	
14	84013-136	HOSE	3	
15	554-552	CLAMP	12	
16	105107-002	CLIP	1	
16a	415-533	SCREW - (MS 35206-243)	2	
16b	690-616	WASHER - (NAS 1149FN832P)	2	
17	69015-051	HOSE	1	
18	554-575	CLAMP	6	
19	451-939	ADAPTER - (1K10-4-6)	1	
-20	560-835	TEE - (1K31-4-6-4)	1	
21	96268-000	PLUG	1	
22	63913-055	HOSE (Two (2) used on standard system, 1 used on optional)	3	
23	560-934	ELBOW - (1K43-6-6)	1	
24	690-634	WASHER - (NAS 1149F1232P)	2	
25	560-987	ELBOW - (1K43-10-10)	3	
26	690-615	WASHER - (NAS 1149F1432P)	2	
27	454-977	CLAMP	1	
-28	460-807	BULKHEAD FITTING - (1K22-10-10)	1	
-29	411-532	SCREW - (MS 35207-262)	1	
-30	588-428	TEE - (1K14-6-6-6)	1	
-31	105105-002	TRAY ASSY (See Figure 44 for component parts)	1	
-31a	400-438	BOLT - (AN 3-4A)	5	
-31b	690-612	WASHER - (NAS 1149F0363P)	5	
-32	690-615	WASHER - (NAS 1149F1432P)	6	
33	79399-005	PUMP ASSY - Dry Vacuum (Upper)	1	
34	79399-006	PUMP ASSY - Dry Vacuum (Lower)	1	
35	751-859	* GASKET - Vacuum Pump Mounting (82-50130)	1	
36	458-958	ELBOW - (1K1-6-10)	3	
37	560-775	ELBOW - (1K8-6-10)	1	
38	554-552	CLAMP	6	
39	63913-228	HOSE	1	
40	63913-064	HOSE - To Firewall Bulkhead Fitting	1	
41	69015-063	HOSE	1	
42	84013-138	HOSE - To Firewall Bulkhead Fitting	1	

- ITEM NOT ILLUSTRATED

When ordering, always specify Part Number, Description, and Serial Number of Aircraft

Revised: June 10, 2004

THE NEW PIPER AIRCRAFT, INC.
PA-32-301 FT
AIRPLANE PARTS CATALOG

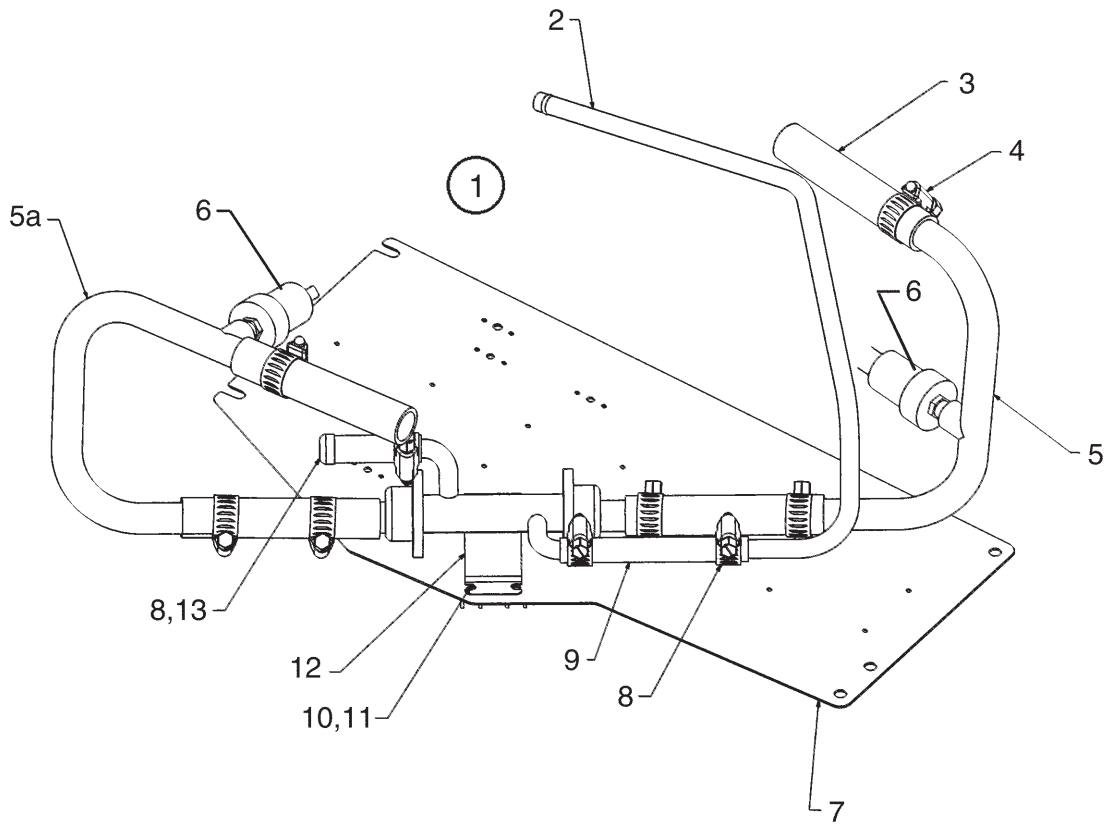


Figure 44. Vacuum System Tray Assembly

**THE NEW PIPER AIRCRAFT, INC.
PA-32-301 FT
AIRPLANE PARTS CATALOG**

Figure and Index Number	Part Number	Nomenclature	No. Req.	Serial Numbers Affected
44	105100 (C)	DRAWING - Vacuum System Installation		
1	105105-002	TRAY ASSY - Vacuum System	1	
2	105108-006	* TUBE	1	
3	84013-136	* HOSE	4	
4	554-552	* CLAMP	6	
5	105108-004	* TUBE ASSY	1	
5a	105108-002	* TUBE ASSY	1	
6	84159-003	* * SWITCH - Vacuum	2	
7	105106-002	* TRAY ASSY	1	
8	554-575	* CLAMP	3	
9	84013-137	* HOSE	1	
10	411-531	* SCREW - (MS 35207-262)	2	
11	690-612	* WASHER - (NAS 1149F03639)	2	
12	474-128	* MANIFOLD - (1H5-18)	1	
13	96268-000	* PLUG	1	

- ITEM NOT ILLUSTRATED

When ordering, always specify Part Number, Description, and Serial Number of Aircraft

Revised: June 10, 2004

THE NEW PIPER AIRCRAFT, INC.
PA-32-301 FT
AIRPLANE PARTS CATALOG

SEE FIGURE 45A
 FOR ENTEGRA PITOT STATIC
 INSTRUMENT PANEL INSTALLATION

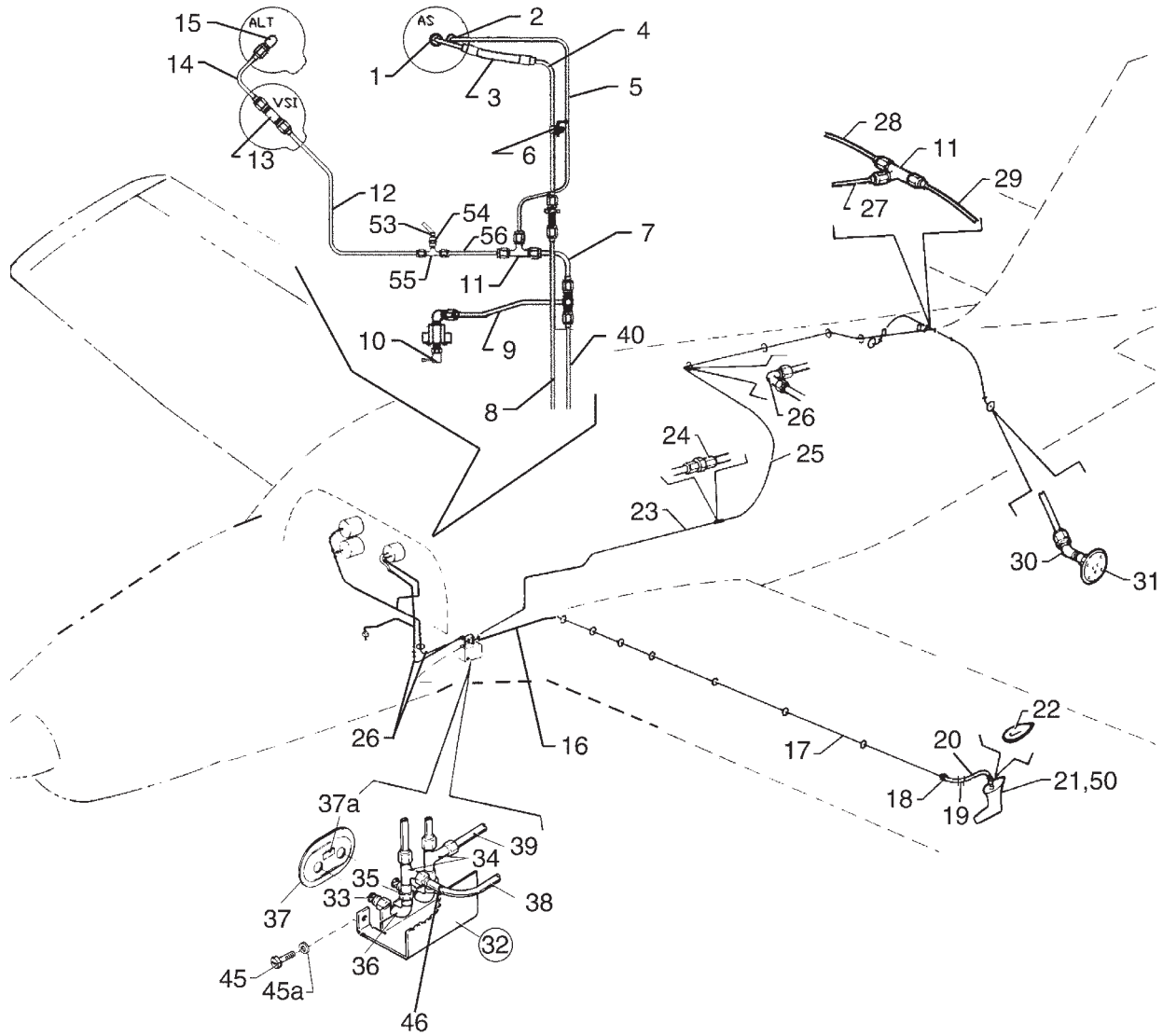


Figure 45. Pitot Static System Installation

THE NEW PIPER AIRCRAFT, INC.
PA-32-301 FT
AIRPLANE PARTS CATALOG

Figure and Index Number	Part Number	Nomenclature	No. Req.	Serial Numbers Affected
45	85462 (T)	DRAWING - Pitot Static System Installation		
1	63207-000	TUBE ASSY	1	
2	476-647	NIPPLE - (AN 816-3D)	1	
3	63913-106	HOSE	1	
-3a	554-575	CLAMP	2	
4	37343-080	TUBE ASSY	1	
5	83744-256	TUBE ASSY - (Hand form to fit) (Used with Autopilot Installation only)	1	
6	554-953	CLAMP	4	
-6a	411-533	SCREW - (MS 35207-264)	4	
-6b	690-609	WASHER - (NAS 1149FO332P)	4	
-6c	404-526	NUT - (MS 21042-3)	4	
7	83744-181	TUBE ASSY - (Hand form to fit)	1	
8	37343-081	TUBE ASSY	1	
9	67700-150	TUBE ASSY	1	
10	96143-011	VALVE ASSY	1	
11	488-315	TEE - (AN 824-3D)	2	
12	83744-257	TUBE ASSY (Hand form to fit) (Used if Autopilot is not installed)	1	
12	83744-249	TUBE ASSY (Hand form to fit) (Used with Autopilot Installation only)	1	
13	691-218	TEE - (MS 20825-3D)	1	
14	95153-101	TUBE ASSY (Used if Autopilot is not installed)	1	
14	95153-158	TUBE ASSY (Used with Autopilot Installation only)	1	
15	558-807	ELBOW - (MS 20822-3D)	1	
16	67700-316	TUBE ASSY - Pressure - (Hand form to fit)	1	
-16a	434-128	GROMMET - (MS 35489-6)	6	
-16b	491-112	UNION - (62 x 3)	1	
17	67700-426	TUBE ASSY - Pressure - (Hand form to fit)	1	
18	63913-106	HOSE	1	
-18a	554-575	CLAMP	2	
19	85462-003	ADAPTER	1	
20	84013-042	HOSE	1	
-20a	554-575	CLAMP	2	
21	85463-002	PITOT HEAD ASSY	1	
22	89041-003	* PLATE	1	
-22a	404-041	* LOCKWASHER - (MS 35338-041)	4	
-22b	56832-007	* PITOT TUBE	1	
23	95153-170	TUBE ASSY -	1	
24	491-049	UNION - (AN 815-3D)	1	
25	95153-169	TUBE ASSY	1	
26	458-879	ELBOW - (AN 821-3D)	3	
27	95153-168	TUBE ASSY	1	
28	95153-079	TUBE ASSY	1	
29	95153-020	TUBE ASSY	1	
30	458-888	ELBOW - (MS 20823-4D)	2	
31	78039-000	FITTING ASSY	2	
32	37994-003	SUMP ASSY - Pitot static	1	
33	492-241	* VALVE	2	
34	691-225	* TEE - (MS 20826-3D)	2	
35	455-173	* COUPLING - (AN910-1D)	2	
36	35696-002	* ELBOW	2	

- ITEM NOT ILLUSTRATED

When ordering, always specify Part Number, Description, and Serial Number of Aircraft

Revised: June 10, 2004

THE NEW PIPER AIRCRAFT, INC.
PA-32-301 FT
AIRPLANE PARTS CATALOG

Figure and Index Number	Part Number	Nomenclature	No. Req.	Serial Numbers Affected
45-				
37	35507-002	COVER ASSY - Pitot static drain (Hand form to fit)	1	
37a	69669-115	* PLACARD - Pitot drain	1	
38	37343-078	TUBE ASSY - Static	1	
39	37343-079	TUBE ASSY - Pressure	1	
40	37343-082	TUBE ASSY	1	
-41	67700-425	TUBE ASSY	1	
-42	454-928	CLAMP	6	
-42a	411-532	SCREW - (MS 35207-263)	2	
-42b	404-526	NUT - (MS 21042-3)	2	
-43	455-417	CROSS - (AN 827-3D) (Used if Autopilot is not installed)	1	
-44	555-411	CONNECTOR - (CR2M)	1	
45	415-381	SCREW - (MS 51957-46)	2	
45a	690-651	WASHER - (NAS 1149CN832R)	2	
-45b	603-349	NUT - Clip (130008)	2	
46	434-129	GROMMET - (MS 35489-9)	1	
-47	415-535	SCREW - (MS 35206-245)	2	
-47a	690-616	WASHER - (NAS 1149FN832P)	2	
-47b	603-347	RIVNUT - (MS 27130A13K)	2	
-48	415-519	SCREW - (MS 35206-229)	3	
-48a	404-528	NUT - (MS 21042-06)	3	
-49	519-751	SCREW - Knee Guard (MS 24617-10)	2	
50	414-515	SCREW - (MS 24693-S48)	8	
-51	491-059	UNION - (AN 832-3D)	2	
-51a	690-620	WASHER - (NAS 1149F0632P)	1	
-51b	477-617	NUT - (AN 924-3D)	1	
-52	434-141	GROMMET - (MS 35489-20)	3	
53	458-940	HOSE - Elbow (AN 844-4D) (Used with Autopilot Installation)	1	
54	455-173	COUPLING - (AN 910-1D) (Used with Autopilot Installation)	1	
55	691-218	TEE - (MS 20825-3D) (Used in This Location for the Autopilot Installation only)	1	
56	83744-250	TUBE ASSY (Used with Autopilot Installation)	1	

NOTES:

1. All tubes must not be bent or routed in such a way that a low spot or water trap will result.
2. All components listed in this illustration are used for all configurations, unless otherwise noted.
See Figure 45A for Instrument Panel Entegra parts.

- ITEM NOT ILLUSTRATED

When ordering, always specify Part Number, Description, and Serial Number of Aircraft

Revised: June 10, 2004

**THE NEW PIPER AIRCRAFT, INC.
PA-32-301 FT
AIRPLANE PARTS CATALOG**

THIS PAGE INTENTIONALLY LEFT BLANK

THE NEW PIPER AIRCRAFT, INC.
PA-32-301 FT
AIRPLANE PARTS CATALOG

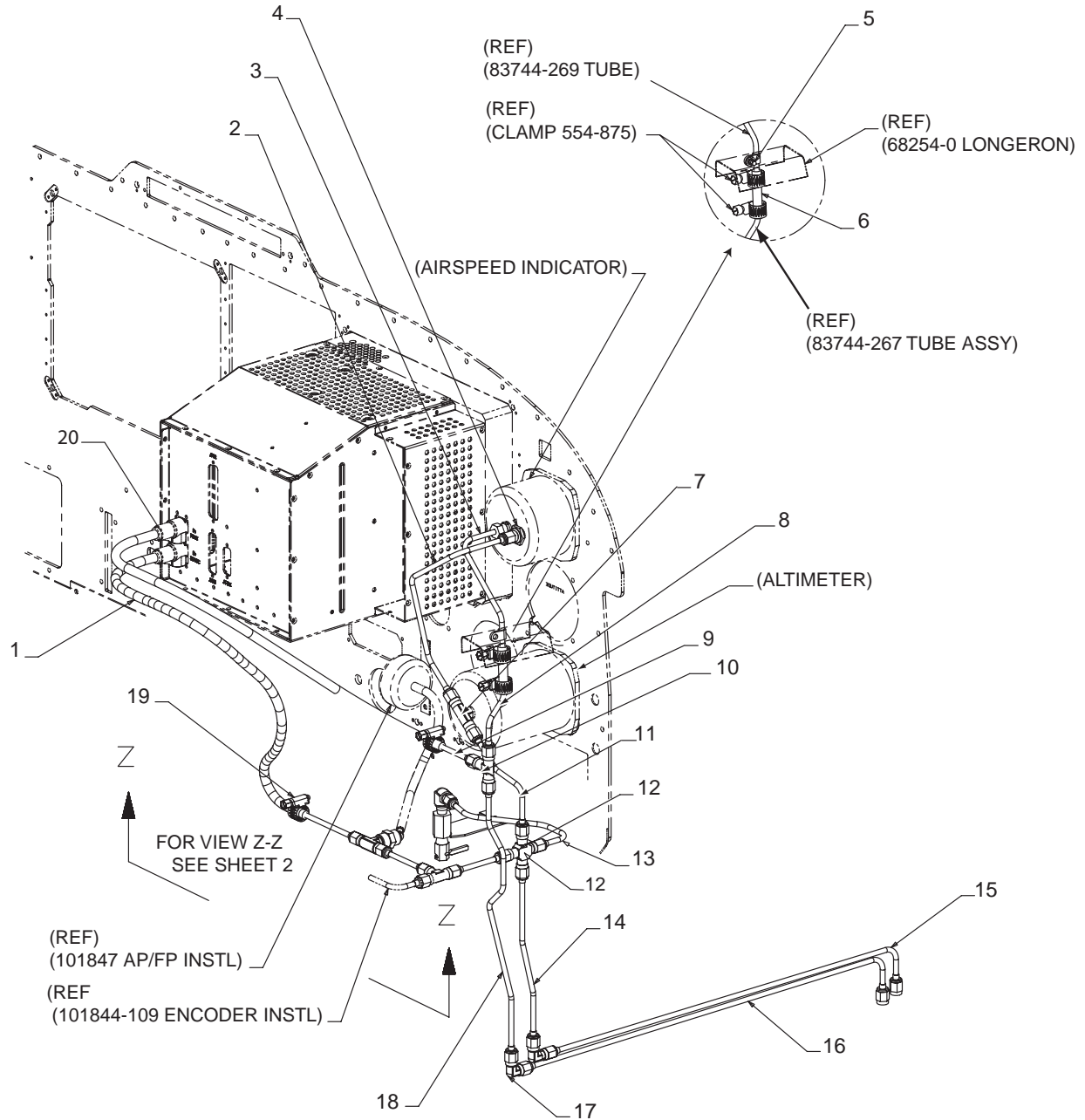
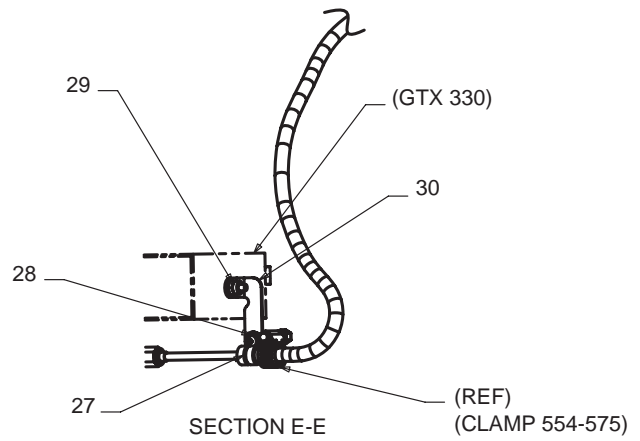


Figure 45A. Pitot Static Installation (Entegra)
(SN's 3232014 and up)
Sheet 1

Revised: June 10, 2004

THE NEW PIPER AIRCRAFT, INC.
PA-32-301 FT
AIRPLANE PARTS CATALOG



VIEW ROTATED 210° COUNTER CLOCKWISE
 FOR CLARITY

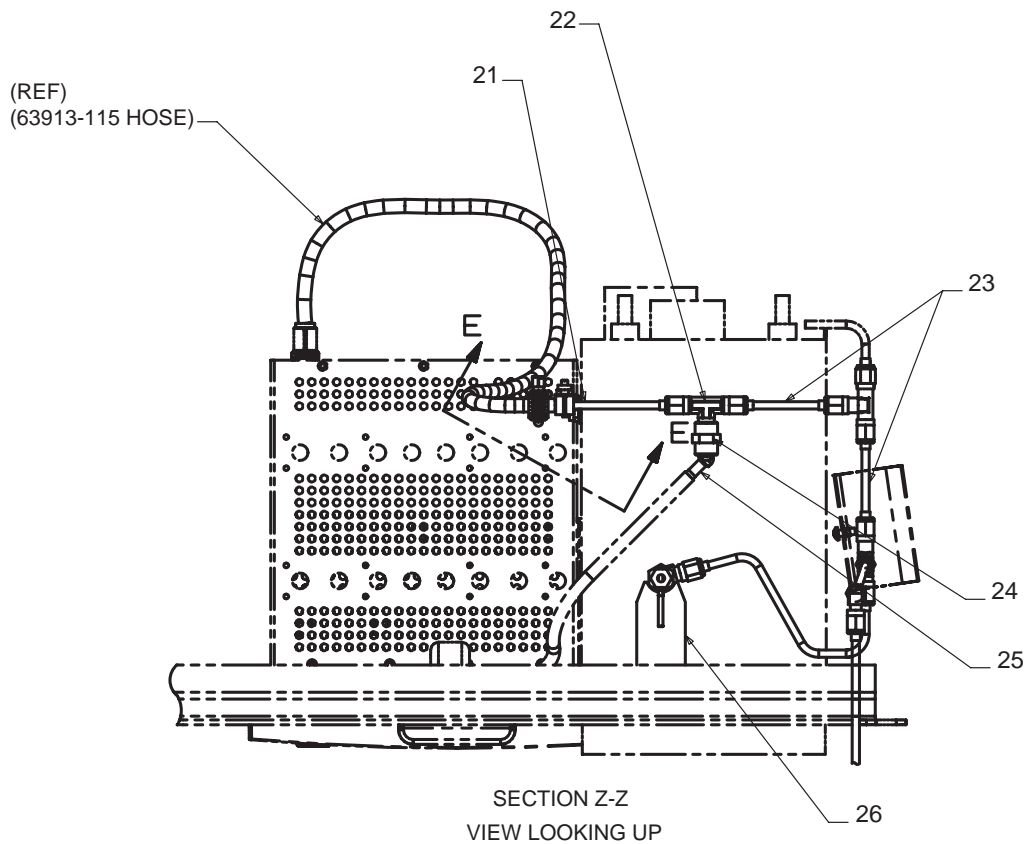


Figure 45A. Pitot Static Installation (Entegra)
 (SN's 3232014 and up)
 Sheet 2

Revised: June 10, 2004

THE NEW PIPER AIRCRAFT, INC.
PA-32-301 FT
AIRPLANE PARTS CATALOG

Figure and Index Number	Part Number	Nomenclature	No. Req.	Serial Numbers Affected
45A	85462 (T)	DRAWING - Pitot Static System Installation (Entegtra)		3232014 and up
1	63913-115	HOSE	2	
2	83744-266	TUBE ASSY - Static	1	
3	83744-269	TUBE ASSY - Pitot	1	
4	476-647	NIPPLE - (AN816-3D)	1	
5	411-514	SCREW - (MS35207-245)	1	
-5a	554-953	CLAMP	1	
-5b	690-616	WASHER - (NAS1149FN832P)	1	
-5c	406-709	NUT	1	
6	63913-106	HOSE	1	
7	691-218	TEE - (MS20825-3D)	1	
8	83744-267	TUBE ASSY - Pitot	1	
9	83744-268	TUBE ASSY - Pitot	1	
10	488-315	TEE - (AN824-3D)	2	
11	83744-265	TUBE ASSY - Static	1	
12	455-417	CROSS - (AN827-3D)	1	
13	83744-264	TUBE ASSY - Static	1	
14	83744-262	TUBE ASSY - Static	1	
15	37343-078	TUBE ASSY - Static	1	
16	37343-079	TUBE ASSY - Pitot	1	
17	458-879	ELBOW - (AN821-3D)	2	
18	83744-263	TUBE ASSY - Pitot	1	
19	554-575	CLAMP	4	
20	602-828	CONNECTOR - (PMC1703)	2	
21	83744-270	TUBE ASSY - Static	1	
22	691-218	TEE - (MS20825-3D)	1	
23	83744-250	TUBE ASSY - Static	1	
24	455-173	COUPLING - (AN910-1D)	1	
25	958-940	ELBOW - (AN844-4D)	1	
26	96143-011	VALVE ASSY	1	
27	454-928	CLAMP	1	
28	411-514	SCREW - (MS35206-245)	1	
-28a	690-616	WASHER - (NAS1149FN832P)	1	
-28b	404-489	NUT - (MS21044N08)	1	
29	410-054	SCREW - (MS24694-C5)	1	
-29a	690-616	WASHER - (NAS1149FN832P)	1	
-29b	404-489	NUT - (MS21044N08)	1	
30	102660-004	CLIP	1	

- ITEM NOT ILLUSTRATED

When ordering, always specify Part Number, Description, and Serial Number of Aircraft

**THE NEW PIPER AIRCRAFT, INC.
PA-32-301 FT
AIRPLANE PARTS CATALOG**

THIS PAGE INTENTIONALLY LEFT BLANK

**THE NEW PIPER AIRCRAFT, INC.
PA-32-301 FT
AIRPLANE PARTS CATALOG**

**GRIDS 1G22 THRU 1G24
INTENTIONALLY BLANK**

**THE NEW PIPER AIRCRAFT, INC.
PA-32-301 FT
AIRPLANE PARTS CATALOG**

**SECTION VII
POWERPLANT GROUP**

Revised: June 10, 2004

THE NEW PIPER AIRCRAFT, INC.
PA-32-301 FT
AIRPLANE PARTS CATALOG

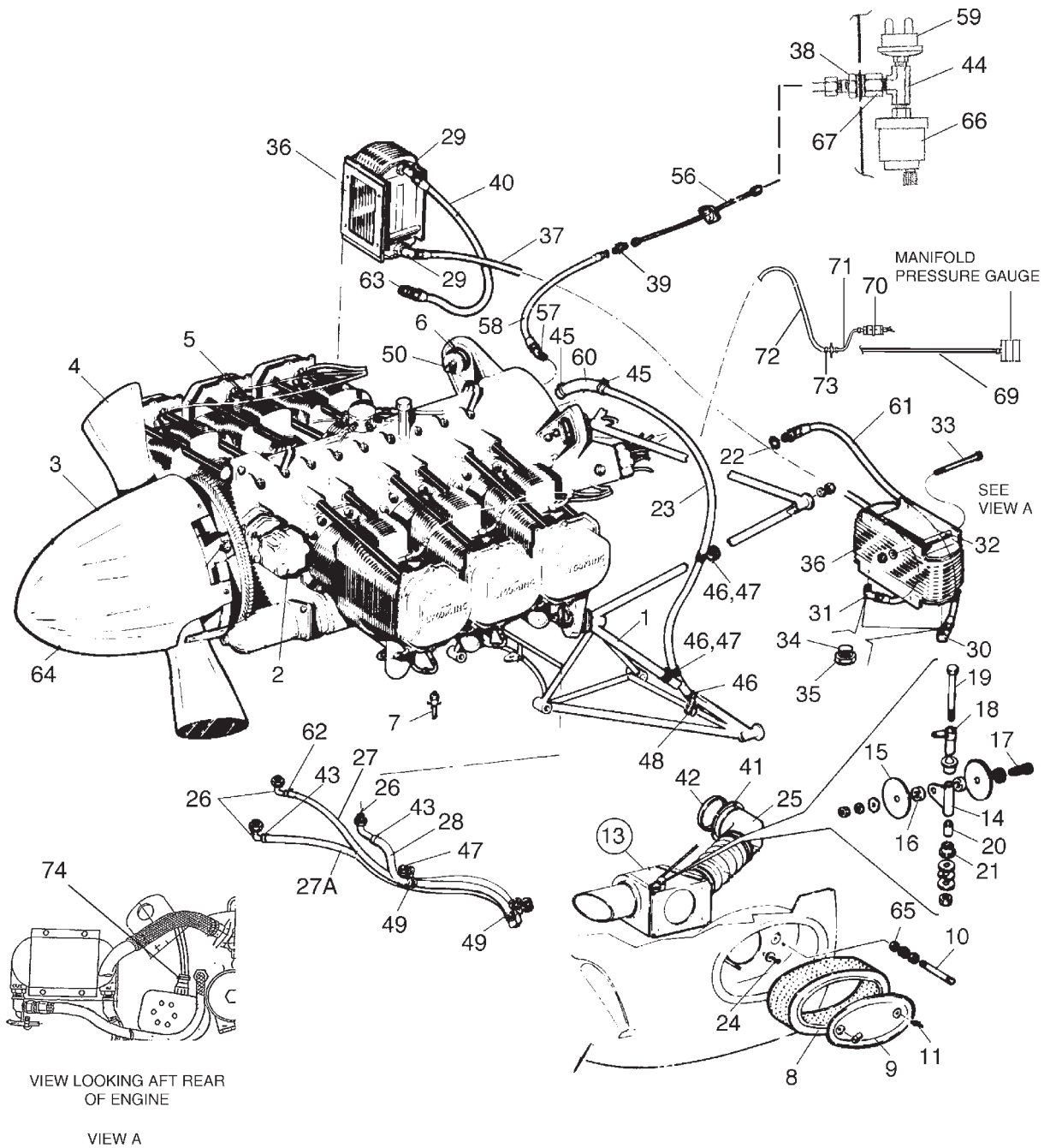


Figure 46. Powerplant Installation

THE NEW PIPER AIRCRAFT, INC.
PA-32-301 FT
AIRPLANE PARTS CATALOG

Figure and Index Number	Part Number	Nomenclature	No. Req.	Serial Numbers Affected
46	104756 (C) 85234 (AA) 69769 (AF) 100928 (E)	DRAWING - Power Plant Installation DRAWING - Powerplant Installation DRAWING - Gear Assy / Installation DRAWING - Engine Instrument Lines Installation		
1	38727-022	MOUNT ASSY - Engine and Nose Gear Strut	RF	
2	463-255	GOVERNOR - Propeller	1	
3	587-726	SPINNER ASSY - Propeller	1	
4	551-037	PROPELLER ASSY - Hartzell, Three Blade (See Figure 50 for component parts)	1	
5	68142-015	ENGINE ASSY (Used on Entegra Installation only)	1	3232014 and up
5	68142-016	ENGINE ASSY (Secure from Textron Lycoming Corp, Williamsport, PA)	1	
6	475-115	MOUNTING KIT - Engine Upper	2	
-6a	470-516	MOUNTING KIT - Engine Lower	2	
7	61879-002	VALVE ASSY - Oil Drain	1	
8	89308-000	FILTER - Air	1	
9	38019-014	CAP - Air Filter	1	
10	38019-003	STUD	2	
11	690-609	WASHER - (NAS 1149F0332P)	2	
-11a	407-043	WASHER - (MS 35338-43)	2	
-11b	477-668	WING NUT - (WC-02)	2	
-12	95061-308	SPACER	2	
13	38080-022	VALVE BOX ASSY - Induction Air	1	
14	38080-009	* ARM ASSY	1	
15	38080-024	* VALVE DISC	2	
16	38080-015	* SPACER	2	
17	401-269	* BOLT- (AN 3-10A)	1	
-17a	407-800	* WASHER (AN 970-3)	2	
-17b	407-043	* WASHER - Spring (MS 35338-43)	2	
-17c	404-887	* NUT - (MS 20365-1032C)	1	
18	38080-012	* CONTROL ASSY	1	
19	401-343	* BOLT - (AN 4-53)	1	
-19a	407-591	* WASHER - (AN 960-716L)	1	
-19b	62833-086	* WASHER	1	
-19c	587-384	* WASHER - Spring (3502-22-00)	1	
-19d	404-101	* NUT- (AN 310-4)	1	
-19e	424-052	* COTTER PIN - (MS 24665-134)	1	
20	38080-017	* BUSHING	2	
21	452-819	* BEARING - (MS 17796-58)	2	
22	476-664	ADAPTER - (AN816-8D)	1	
23	38166-002	TUBE - Oil Breather	1	
24	690-609	WASHER - (NAS 1149F0332P)	3	
25	101090-002	ELBOW ASSY - Engine Air Filter	1	
26	24995-000	VALVE ASSY - Automatic Fuel Drain, Left, Right, Center	3	
27	63913-011	HOSE - Automatic Fuel, Drain, Left	1	
27a	63913-026	HOSE - Automatic Fuel, Drain, Right	1	
28	63913-003	HOSE - Automatic Fuel, Drain, Center	1	
29	558-779	ELBOW - (C5515-8)	2	
30	458-905	ELBOW - (AN 833-8D)	1	
31	458-914	ELBOW- (AN 837-8D)	1	
32	86700-007	TUBE - Spacer	8	
33	400-461	BOLT - (AN 3-36A)	8	

- ITEM NOT ILLUSTRATED

When ordering, always specify Part Number, Description, and Serial Number of Aircraft

Revised: June 10, 2004

THE NEW PIPER AIRCRAFT, INC.
PA-32-301 FT
AIRPLANE PARTS CATALOG

Figure and Index Number	Part Number	Nomenclature	No. Req.	Serial Numbers Affected
46-				
-33a	690-612	WASHER - (NAS 1149F0363P) (One under head and a maximum of 3 under nut)	16	
-33b	690-609	WASHER - (NAS 1149F0332P)	16	
-33c	404-526	NUT - (MS 21042-3)	8	
34	484-879	O-RING - (MS 28778-8)	4	
35	477-621	NUT - (AN924-8D)	2	
36	557-564	COOLER ASSY - Oil (20014A)	2	
37	63901-159	HOSE ASSY - Oil Cooler	1	
38	477-629	NUT - (AN 924-4)	1	
-38a	690-626	WASHER - (NAS 1149F0732P)	1	
39	491-063	UNION - (AN832-4)	1	
-39a	80122-169	WASHER	1	
-39b	477-629	NUT - (AN924-4)	1	
40	63901-155	HOSE ASSY - Oil Cooler to Filter	1	
-41	— —	DELETED		
42	69231-000	SPACER	1	
43	454-806	CLAMP	2	
44	588-469	TEE - (1/8 MMS-S)	1	
45	554-701	CLAMP	2	
46	454-868	CLAMP	3	
47	454-977	CLAMP	3	
48	454-935	CLAMP	2	
49	554-881	CLAMP	2	
-49a	411-533	SCREW - (MS35207-264)	2	
-49b	404-526	NUT - (MS21042-3)	2	
50	401-535	BOLT- (AN 7-35A)	2	
-51	82732-102	BUSHING	2	
-52	401-533	BOLT- (AN 7-33A)	2	
-53	690-626	WASHER - (NAS 1149F0732P)	6	
-54	690-630	WASHER - (NAS 1149F0763P) (Under Nut)	2	
-55	404-891	NUT - (MS 20365-720C)	4	
56	67700-430	TUBE ASSY - Oil Pressure Gauge	1	
57	68778-000	FITTING	1	
58	63901-174	HOSE ASSY - Oil Pressure	1	
59	85342-002	SWITCH - Oil Pressure	1	
60	63913-133	HOSE - Oil Breather	1	
61	63901-158	HOSE ASSY - Engine to Oil Cooler	1	
62	454-983	CLAMP	1	
63	458-886	ELBOW - (MS 20823-8D)	1	
64	587-741	DOME - Spinner (C-3532-16PC)	1	
65	407-800	WASHER - (AN 970-3)	2	
-65a	404-224	NUT - (AN 315-3R)	2	
66	599-594	TRANSDUCER - Oil Pressure (Used on Entegra Installation only)	1	3232014 and up
66	548-914	TRANSDUCER - Oil Pressure (28 volt)	1	
67	557-580	CONNECTOR - Bulkhead	1	
-68	63633-210	HOSE - Annunciator	1	
69	35801-019	HOSE - Manifold Pressure	1	
70	599-592	TRANSDUCER - Manifold Pressure (Used on Entegra Installation only)	1	3232014 and up
-70a	554-775	CLAMP (Used on Entegra Installation only)	1	3232014 and up
-70b	411-533	SCREW - (MS35207-264) (Used on Entegra Installation only)	1	3232014 and up

- ITEM NOT ILLUSTRATED

When ordering, always specify Part Number, Description, and Serial Number of Aircraft

**THE NEW PIPER AIRCRAFT, INC.
PA-32-301 FT
AIRPLANE PARTS CATALOG**

Figure and Index Number	Part Number	Nomenclature	No. Req.	Serial Numbers Affected
46-				
71	67700-429	TUBE ASSY - Manifold Pressure (Used on Entegra Installation only)	1	3232014 and up
72	56958-050	HOSE ASSY - Manifold Pressure	1	
73	491-063	UNION - (AN832-4) (Used on Entegra Installation only)	1	3232014 and up
73	551-873	ADAPTER - (AN807-4)	1	
-73a	80122-169	WASHER	1	
-73b	477-629	NUT - (AN924-4)	1	
-73c	554-575	CLAMP	1	
74	84652-002	SENSOR ASSY	1	

- ITEM NOT ILLUSTRATED

When ordering, always specify Part Number, Description, and Serial Number of Aircraft

Revised: June 10, 2004

THE NEW PIPER AIRCRAFT, INC.
PA-32-301 FT
AIRPLANE PARTS CATALOG

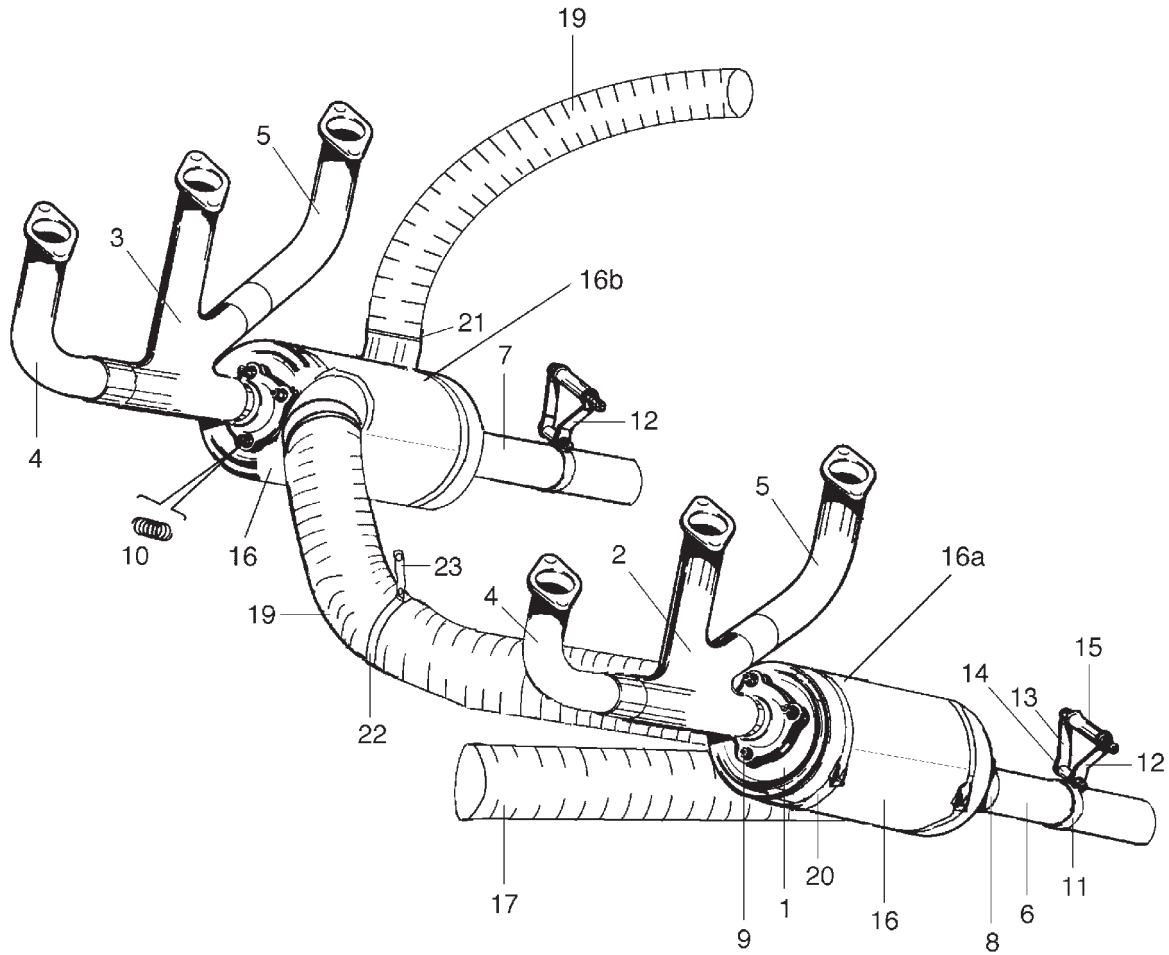


Figure 47. Engine Exhaust System Installation

THE NEW PIPER AIRCRAFT, INC.
PA-32-301 FT
AIRPLANE PARTS CATALOG

Figure and Index Number	Part Number	Nomenclature	No. Req.	Serial Numbers Affected
47	104756 (C)	DRAWING - Power Plant Installation		
1	26345-008	MUFFLER ASSY	2	
2	85233-004	BODY ASSY - Left Side	1	
3	85233-010	BODY ASSY - Right Side	1	
4	85233-006	TUBE ASSY	2	
5	85233-008	TUBE ASSY	2	
6	24787-004	TAILPIPE - Left Side	1	
7	24787-005	TAILPIPE - Right Side	1	
8	24788-000	CLAMP ASSY	2	
-8a	400-102	BOLT - (AN 4-5)	2	
-8b	404-101	NUT - (AN 310-4)	2	
-8c	424-051	COTTER PIN - (MS 24665-132)	4	
9	400-058	BOLT - (AN 3-13)	6	
-9a	690-612	WASHER - (NAS 1149F0363P)	6	
-9b	404-100	NUT - (AN 310-3)	6	
-9c	424-051	COTTER PIN - (MS 24665-132)	6	
10	487-437	SPRING - (186218)	6	
11	24791-000	CLAMP ASSY	2	
-11a	400-103	BOLT - (AN 4-6)	2	
-11b	690-611	WASHER - (NAS 1149F0463P)	2	
-11c	404-101	NUT - (AN 310-4)	2	
-11d	424-051	COTTER PIN - (MS 24665-132)	2	
12	24793-008	STRAP	2	
13	24793-009	STRAP	2	
14	400-059	BOLT - (AN 3-14)	2	
-14a	690-626	WASHER - (3702-18-29-2514)	2	
		(Locate between 24793-008 strap and 24791 clamp assy on bolt head side)		
-14b	82732-103	BUSHING	2	
-14c	690-612	WASHER - (NAS 1149F0363P)	2	
-14d	404-100	NUT - (AN 310-3)	2	
-14e	424-051	COTTER PIN - (MS 24665-132)	2	
15	400-460	BOLT - (AN 3-35A)	2	
-15a	82732-102	BUSHING	2	
-15b	24820-000	BUSHING - Rubber	4	
-15c	690-612	WASHER - (NAS 1149F0363P)	2	
-15d	404-156	NUT - (MS 21083N3)	2	
16	24862-026	SHROUD ASSY	2	
16a	24862-024	SHROUD ASSY	1	
16b	24862-028	SHROUD ASSY	1	
17	63633-006	HOSE	1	
18	— —	DELETED	0	
19	63633-033	HOSE	2	
20	554-992	CLAMP	4	
21	554-772	CLAMP	6	
22	554-859	CLAMP - (MS 21919WH48)	3	
-22a	411-533	SCREW - (MS 35207-264)	3	
-22b	690-609	WASHER - (NAS 1149F0332P)	1	
-22c	404-526	NUT - (MS 21042-3)	1	
-22d	411-532	SCREW - (MS 35207-263)	1	
23	85322-002	BRACKET	1	
-23a	418-419	SCREW - (1/4 - 20UNC-2A)	5	
-23b	408-051	WASHER - (MS 35333-40)	4	

- ITEM NOT ILLUSTRATED

When ordering, always specify Part Number, Description, and Serial Number of Aircraft

Revised: June 10, 2004

THE NEW PIPER AIRCRAFT, INC.
PA-32-301 FT
AIRPLANE PARTS CATALOG

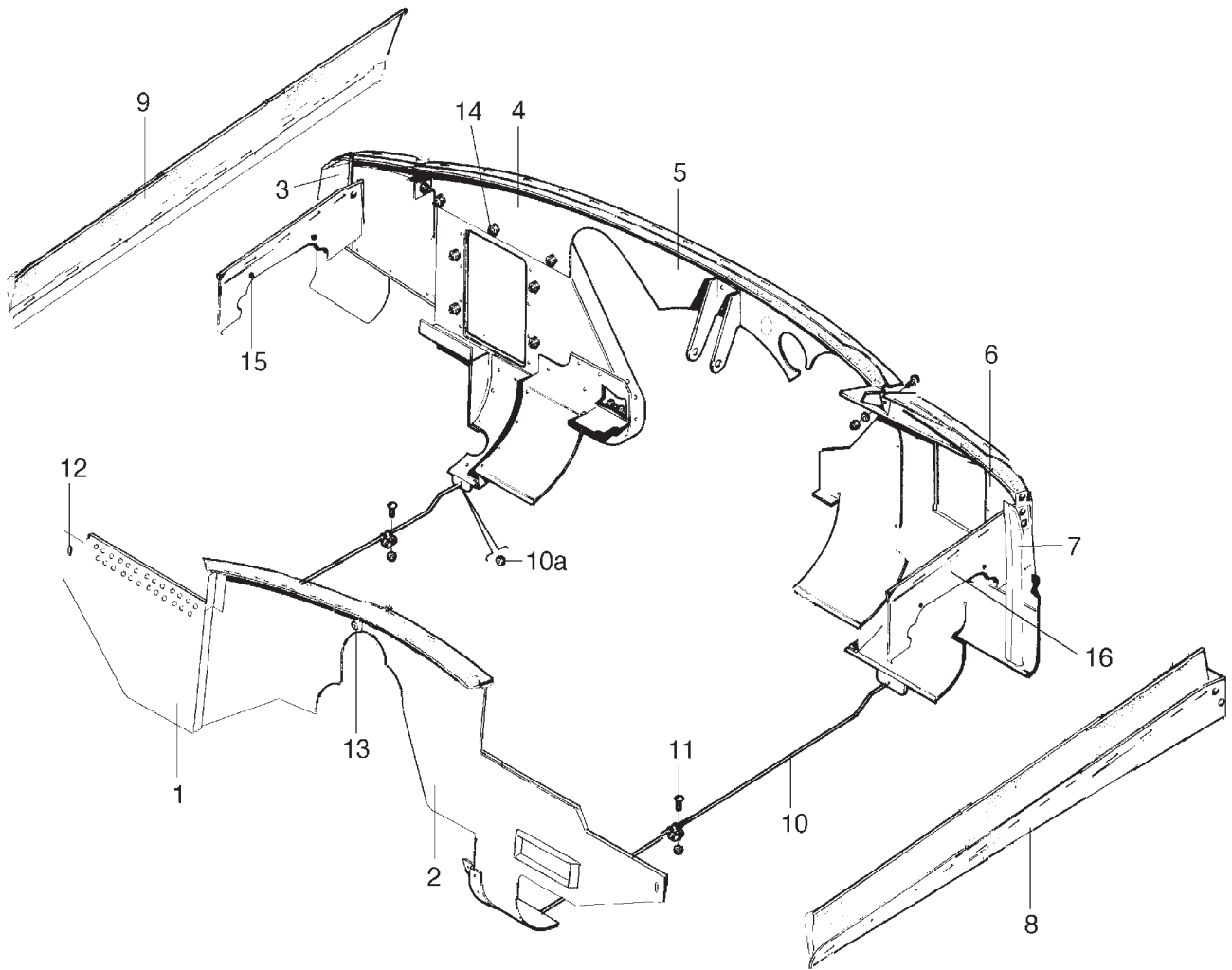


Figure 48. Engine Baffle Installation

THE NEW PIPER AIRCRAFT, INC.
PA-32-301 FT
AIRPLANE PARTS CATALOG

Figure and Index Number	Part Number	Nomenclature	No. Req.	Serial Numbers Affected
48	104756 (C) 85234 (Y)	DRAWING - Power Plant Installation DRAWING - Power Plant Installation		
1	85565-020	BAFFLE ASSY - Front, Right	1	
-1a	85565-016	* SEAL	1	
2	85565-019	BAFFLE ASSY - Front, Left	1	
-2a	85565-010	* SEAL	1	
3	85598-003	BAFFLE ASSY - Rear	1	
-3a	85598-009	* SEAL - Upper (Curved)	1	
-3b	85598-010	* SEAL - Lower	1	
4	38737-002	BAFFLE ASSY - Rear, Right	1	
5	38738-005	BAFFLE ASSY - Rear, Center	1	
-5a	68043-002	* SEAL	1	
6	38739-002	BAFFLE ASSY - Rear, Left	1	
-6a	68751-002	* SEAL	1	
7	85598-002	BAFFLE ASSY - Rear	1	
-7a	85598-012	* SEAL - Upper (Curved)	1	
-7b	85598-014	* SEAL - Lower	1	
8	85204-002	BAFFLE ASSY - Side, Left	1	
-8a	85204-006	* SEAL	1	
9	85204-003	BAFFLE ASSY - Side, Right	1	
-9a	85204-006	* SEAL	1	
10	65103-003	ROD - Baffle Tie	2	
10a	404-829	NUT - (MS 20364-632C) (2 on each end of rod)	8	
11	454-927	CLAMP	3	
-11a	411-531	SCREW - (MS 35207-262)	3	
-11b	407-564	WASHER - (AN 960-10)	3	
-11c	404-887	NUT - (MS 20365-1032C)	3	
12	582-587	PLUG	2	
-12a	411-531	SCREW - (MS 35207-262)	2	
-12b	407-135	WASHER - (AN 936-A10)	2	
13	411-531	SCREW - (MS 35207-262)	1	
-13a	407-564	WASHER - (AN 960-10)	2	
-13b	404-887	NUT - (MS 20365-1032C)	1	
14	411-531	SCREW - (MS 35207-262)	8	
-14a	407-564	WASHER - (AN 960-10)	8	
-14b	404-887	NUT - (MS 20365-1032C)	8	
15	418-419	SCREW	4	
-15a	407-136	WASHER - (AN 936A416)	4	
16	85598-005	BRACKET	1	

- ITEM NOT ILLUSTRATED

When ordering, always specify Part Number, Description, and Serial Number of Aircraft

Revised: June 10, 2004

THE NEW PIPER AIRCRAFT, INC.
PA-32-301 FT
AIRPLANE PARTS CATALOG

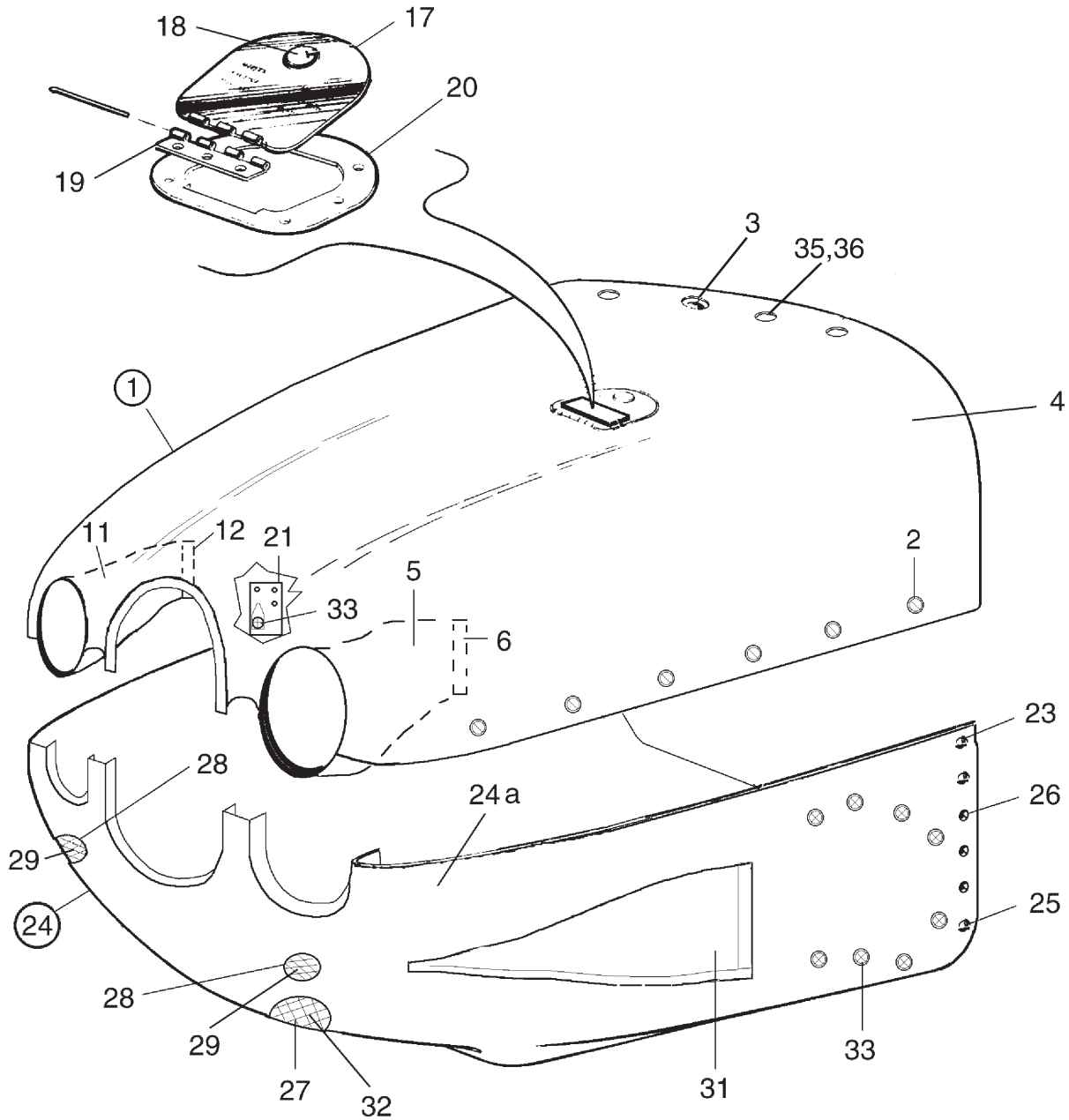


Figure 49. Engine Cowl Assembly

THE NEW PIPER AIRCRAFT, INC.
PA-32-301 FT
AIRPLANE PARTS CATALOG

Figure and Index Number	Part Number	Nomenclature	No. Req.	Serial Numbers Affected
49	85237 (AD)	DRAWING - Cowl Assy and Installation		
1	85237-027	COWL ASSY - Upper (See Installation drawing for complete listing of hardware)	1	
2	487-684	* STUD - (4002-7)	16	
-2a	487-685	* STUD - (4002-8) alternate	16	
-2b	463-400	* GROMMET - (4002-0)	16	
-2c	484-755	* SNAP RING - (R4G)	16	
3	487-686	* STUD - (4002-9)	2	
-3a	487-687	* STUD - (4002-10) alternate	2	
-3b	65061-002	* INSERT - Reinforcement Plate	4	
-3c	85326-009	* INSERT	1	
4	85237-006	* COWL SHELL - Upper	1	
5	85202-010	* INLET ASSY	1	
6	85202-005	** SEAL (Order items under index numbers 6 thru 9 as a group)	1	
-7	85202-006	** SEAL	1	
-8	85202-007	** RETAINER	1	
-9	85202-008	** RETAINER	1	
-10	407-531	** WASHER - (AN 960-3L)	9	
11	85203-009	* INLET ASSY (Order items under index number 11 thru 15 as a group)	1	
12	85203-005	** SEAL	1	
-13	85203-006	** SEAL	1	
-14	85203-007	** RETAINER	1	
-15	85203-008	** RETAINER	1	
-16	407-531	** WASHER - (AN 960-3L)	10	
17	99096-003	* DOOR ASSY	1	
18	472-017	** LATCH - Oil Filler (KM610-32)	1	
19	65291-003	** HINGE ASSY - Oil Filler Door	1	
20	99094-007	* PLATE ASSY	1	
21	85238-017	* PLATE ASSY - Left	1	
-22	85238-015	* PLATE ASSY - Right	1	
23	104758-002	PLATE ASSY	1	
24	85237-022	COWL ASSY - Lower	1	
24a	85237-023	* COWL SHELL - Lower	1	
25	95479-000	* INSERT - Reinforcement Plate	2	
26	85326-005	* INSERT - Reinforcement Plate	1	
27	85238-010	* INLET ASSY	1	
28	85238-025	* INLET ASSY	1	
29	85238-021	* SCREEN	1	
-30	85236-006	* INSERT	1	
31	85236-002	* NACA DUCT	1	
32	85238-013	* SCREEN	1	
33	410-039	* SCREW - (MS 24694-S51)	10	
-33a	494-037	* WASHER	10	
-34	85237-024	* DOUBLER	1	
35	416-626	SCREW - (MS 24693-C273)	1	
36	508-008	WASHER	1	

- ITEM NOT ILLUSTRATED

When ordering, always specify Part Number, Description, and Serial Number of Aircraft

Revised: June 10, 2004

THE NEW PIPER AIRCRAFT, INC.
PA-32-301 FT
AIRPLANE PARTS CATALOG

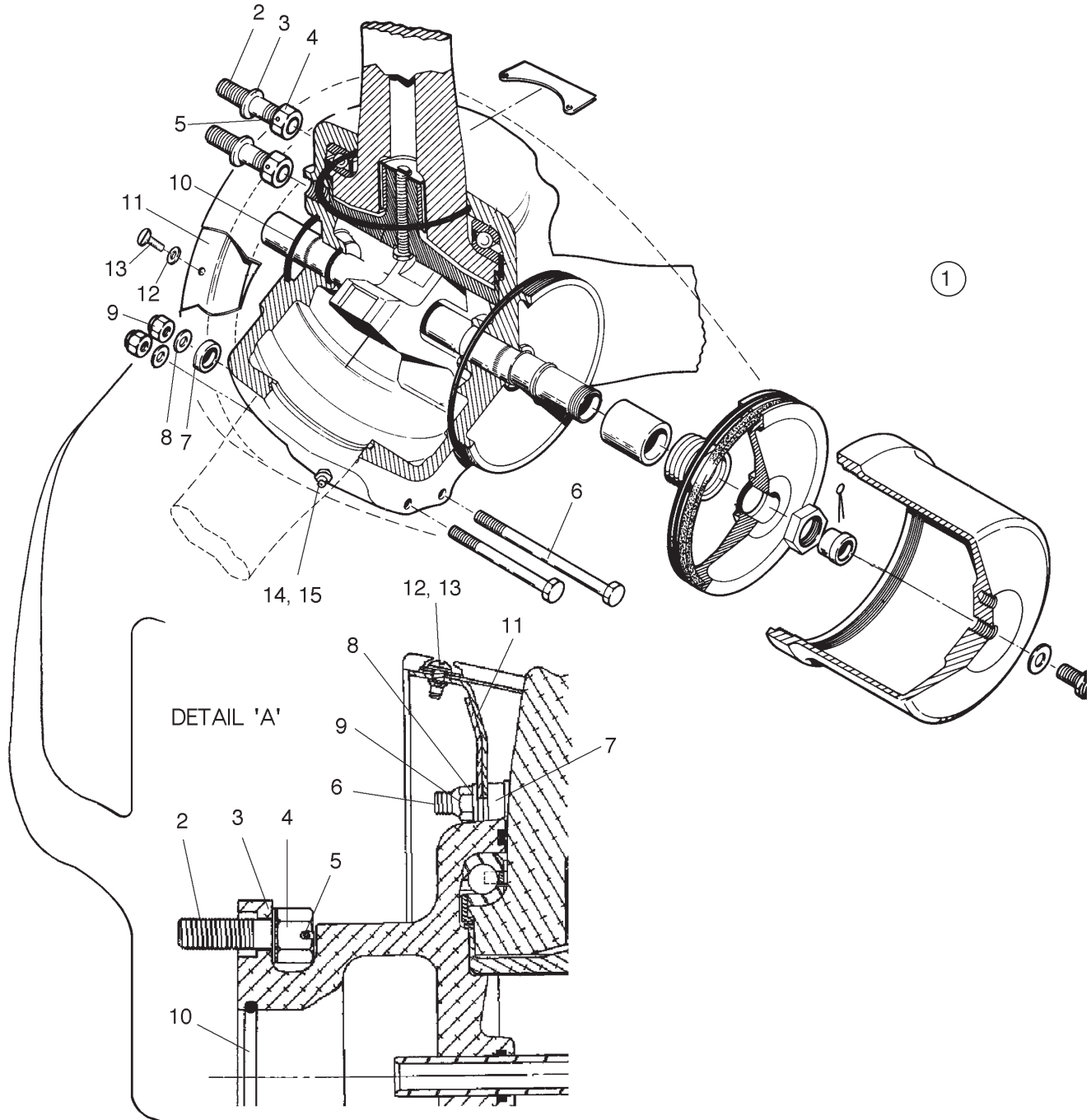


Figure 50. Three Blade Propeller Assembly (Hartzell)

THE NEW PIPER AIRCRAFT, INC.
PA-32-301 FT
AIRPLANE PARTS CATALOG

Figure and Index Number	Part Number	Nomenclature	No. Req.	Serial Numbers Affected
50	85234 (AA)	DRAWING - Power Plant Installation		
1	551-037	PROPELLER - Hartzell, Three Blade (See Figure 46 for next higher assembly)	RF	
2	765-484	* STUD	6	
3	763-728	* WASHER - (AN 960-816)	6	
4	752-530	* NUT - Castle	6	
5	763-417	* PIN - Spring	6	
6	753-462	* BOLT - Hex Head	6	
7	756-284	* SPACER	6	
8	407-567	* WASHER - (AN 960-616)	6	
9	755-651	* NUT - Flexlock	6	
10	755-800	* O-RING	1	
11	758-563	* BULKHEAD UNIT	1	
12	756-669	* WASHER - Fibre	18	
13	417-694	* SCREW - (AN 526C1032R8)	18	
14	754-909	* FITTING - Lubrication	6	
15	761-320	* LUBRICAP	6	

- ITEM NOT ILLUSTRATED

When ordering, always specify Part Number, Description, and Serial Number of Aircraft

Revised: June 10, 2004

THE NEW PIPER AIRCRAFT, INC.
PA-32-301 FT
AIRPLANE PARTS CATALOG

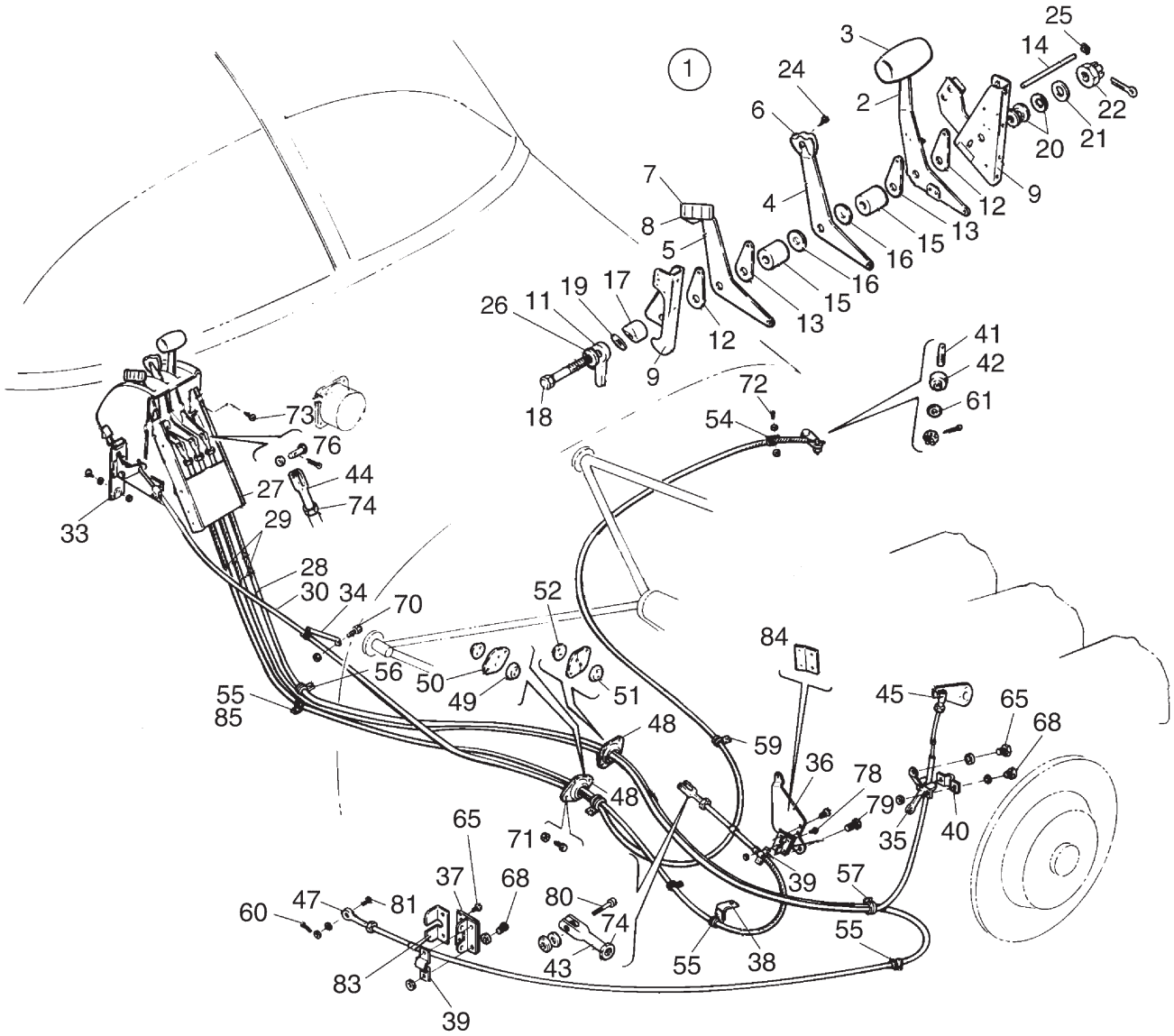


Figure 51. Engine Controls Installation

THE NEW PIPER AIRCRAFT, INC.
PA-32-301 FT
AIRPLANE PARTS CATALOG

Figure and Index Number	Part Number	Nomenclature	No. Req.	Serial Numbers Affected
51	100945 (W)	DRAWING - Engine Controls Installation		
1	38091-002	QUADRANT ASSY - Control (See Engine Controls Installation for complete listing of hardware)	1	
2	67223-000	* LEVER Assy - Throttle	1	
3	66979-000	* * KNOB - Throttle Lever	1	
4	69485-000	* LEVER - Propeller Control	1	
5	67214-000	* LEVER - Mixture Control	1	
6	24047-000	* KNOB - Propeller Control	1	
7	24048-000	* KNOB - Mixture Control	1	
8	79473-000	* PLATE - Mixture Control	1	
9	67215-003	* BRACKET ASSY - Quadrant, Left	1	
-9a	67216-000	* BRACKET ASSY - Quadrant, Right	1	
-10	— —	* DELETED		
11	63039-004	* HANDLE - Quadrant Adjusting (2.94" L.)	1	
12	67218-000	* PLATE - Quadrant Control, Friction	2	
13	67218-002	* PLATE - Quadrant Control, Friction	2	
14	69319-000	* PIN - Quadrant Friction Plate	1	
15	68699-014	* SPACER - Quadrant Control	2	
16	62833-050	* WASHER	2	
17	66774-000	* CAM - Quadrant Control	1	
18	400-184	* BOLT - (AN5-41)	1	
19	62833-046	* WASHER	1	
20	408-815	* WASHER - (3502-18-04)	2	
21	690-628	* WASHER - (NAS 1149F0563P)	AR	
22	404-394	* NUT - (AN320-5)	1	
-23	424-051	* COTTER PIN - (MS 24665-132)	1	
24	415-533	* SCREW - (MS 35206-243)	2	
25	406-345	* NUT - (A109-014-1)	2	
26	690-619	* WASHER - (NAS 1149F0532P)	AR	
27	69324-005	MOUNT ASSY - Cockpit Engine Controls	1	
28	555-815	CONTROL CABLE ASSY - Throttle	1	
29	455-357	CONTROL CABLE ASSY - Mixture and Propeller	2	
-29a	454-930	CLAMP	1	
-29b	411-532	SCREW - (MS 35207-263)	1	
-29c	690-609	WASHER - (NAS 1149FO332P)	2	
-29d	404-526	NUT - (MS 21042-3)	1	
30	554-051	CONTROL CABLE ASSY - Alternate Air	1	
-31	— —	DELETED		
-32	— —	DELETED		
33	66855-004	CONTROL ASSY - Alternate Air	1	
34	69308-000	ARM - Alternate Air Cable	1	
35	100936-002	BRACKET ASSY	1	
36	38084-003	BRACKET ASSY - Mixture Control	1	
37	37833-005	BRACKET ASSY - Adapter Control Cable	1	
38	68911-000	BRACKET - Control Cable	2	
39	69012-000	CLAMP - Control Cable Attachment	2	
40	18219-000	CLAMP	1	
41	70371-003	STUD - Alternate Air	1	
42	70371-002	FITTING - Swivel, Alternate Air	1	
43	554-757	CLEVIS - Control Cable (MS 35812-1)	1	
44	488-327	TERMINAL - Clevis (AN 665-21R)	3	
45	89307-000	ROD END ASSY	1	
-46	55447-002	* RETAINER	1	
47	452-606	BEARING - Rod End, Throttle Control	1	

- ITEM NOT ILLUSTRATED

When ordering, always specify Part Number, Description, and Serial Number of Aircraft

Revised: June 10, 2004

THE NEW PIPER AIRCRAFT, INC.
PA-32-301 FT
AIRPLANE PARTS CATALOG

Figure and Index Number	Part Number	Nomenclature	No. Req.	Serial Numbers Affected
51-				
48	66789-000	PLATE - Firewall Seal	6	
49	68770-006	GROMMET - Firewall Seal	2	
50	68771-012	GASKET - Firewall Seal, Engine Side	1	
51	68770-014	GROMMET- Firewall Seal	2	
52	68771-006	GASKET	2	
-53	68770-015	GROMMET	2	
-53a	455-003	CLAMP - (MS 21919-WH25)	1	
54	454-887	CLAMP	1	
55	454-929	CLAMP	17	
56	105234-002	CLIP ASSY	1	
57	454-813	CLAMP	1	
-58	— —	DELETED		
59	454-927	CLAMP	2	
60	424-095	COTTER PIN - (MS 24665-151)	1	
61	690-609	WASHER - (NAS 1149F0332P)	1	
-62	404-100	NUT - (AN310-3)	1	
-63	424-051	COTTER PIN - (MS 24665-132)	5	
-64	404-526	NUT - (MS 21042-3)	17	
65	410-241	SCREW - (MS 24694-S6)	2	
-66	690-616	WASHER - (NAS 1149FN832P)	10	
-67	404-489	NUT - (MS 21044N08)	3	
68	418-600	SCREW - (MS 24677-24)	2	
-69	690-612	WASHER - (NAS 1149F0363P)	12	
70	411-532	SCREW- (MS 35207-263)	2	
71	415-535	SCREW- (MS 35206-245)	6	
-71a	404-529	NUT - (MS 21042-08)	6	
72	415-499	SCREW- (MS 35206-243)	1	
73	415-535	SCREW- (MS 35206-245)	8	
74	404-224	NUT - (AN 315-3R)	3	
-75	407-043	WASHER - (MS 35338-43)	7	
76	690-609	WASHER - (NAS 1149F0332P)	3	
-77	— —	DELETED		
78	416-787	SCREW - (MS 35191-274)	2	
79	401-266	BOLT- (AN 3-5A)	2	
80	400-674	BOLT - Clevis (AN 23-12)	1	
81	401-269	BOLT- (AN 3-10A)	1	
-82	62833-101	WASHER	1	
83	69011-000	LUG - Control Cable Support Bracket	1	
84	37833-008	BRACKET - Control Cable	1	
85	65003-049	BUSHING	1	
-85a	411-538	SCREW - (MS 35207-269)	1	
-86	454-930	CLAMP	1	
-87	105112-002	CLIP	1	
-88	105111-003	CLIP	1	

- ITEM NOT ILLUSTRATED

When ordering, always specify Part Number, Description, and Serial Number of Aircraft

**THE NEW PIPER AIRCRAFT, INC.
PA-32-301 FT
AIRPLANE PARTS CATALOG**

THIS PAGE INTENTIONALLY LEFT BLANK

**THE NEW PIPER AIRCRAFT, INC.
PA-32-301 FT
AIRPLANE PARTS CATALOG**

**GRIDS 1H18 THRU 1H24
INTENTIONALLY BLANK**

**THE NEW PIPER AIRCRAFT, INC.
PA-32-301 FT
AIRPLANE PARTS CATALOG**

**SECTION VIII
FUEL SECTION GROUP**

Revised: June 10, 2004

THE NEW PIPER AIRCRAFT, INC.
PA-32-301 FT
AIRPLANE PARTS CATALOG

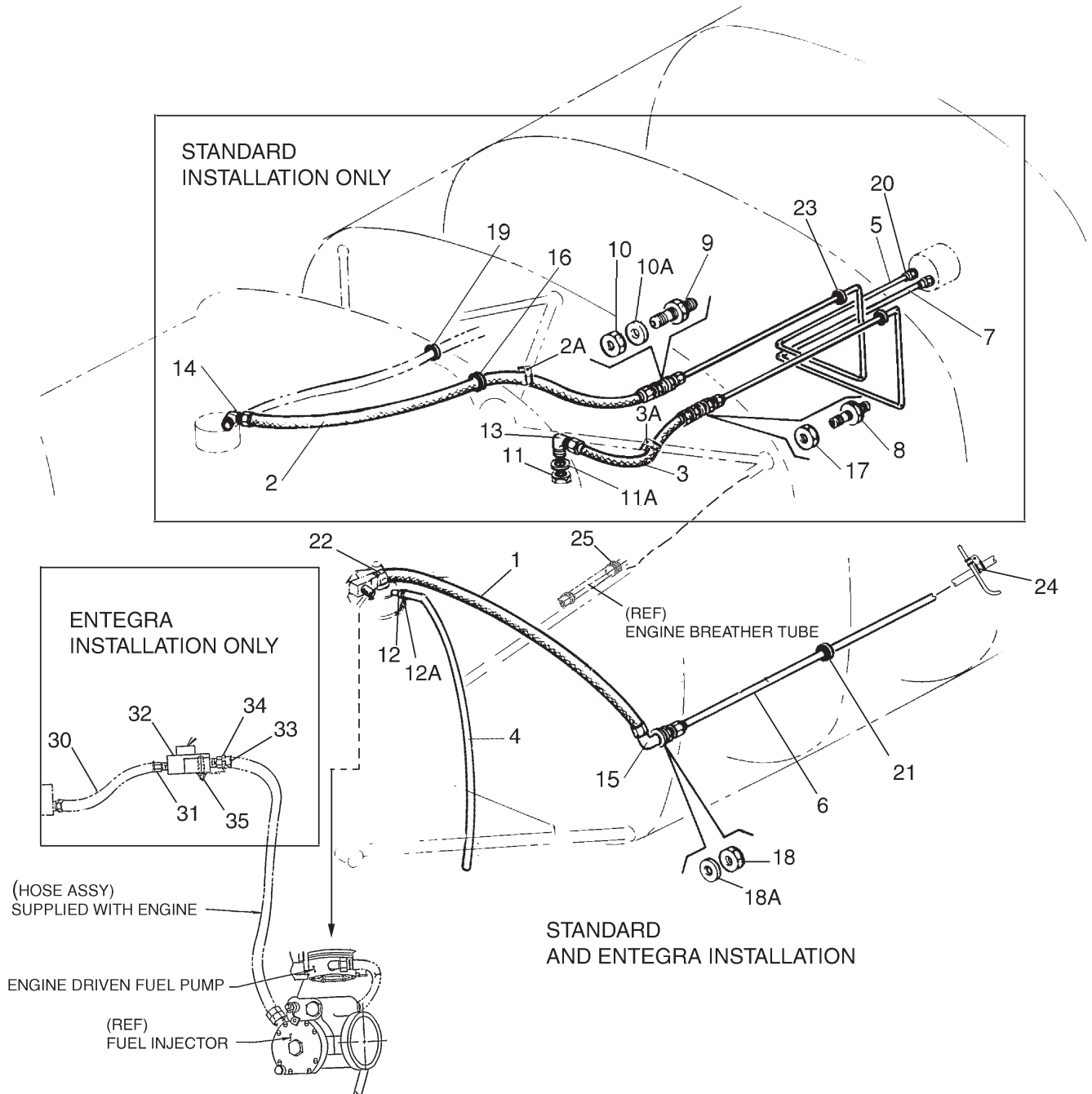


Figure 52. Forward Fuel System Installation

THE NEW PIPER AIRCRAFT, INC.
PA-32-301 FT
AIRPLANE PARTS CATALOG

Figure and Index Number	Part Number	Nomenclature	No. Req.	Serial Numbers Affected
52	98531 (BR)	DRAWING - Fuel System Installation		
1	63901-126	HOSE ASSEMBLY - Fuel supply	1	
2	63901-040	HOSE ASSEMBLY - Fuel flow pressure (Not used if Entegra System is installed)	1	
-2a	454-868	CLAMP (Not used if Entegra System is installed)	1	
-2b	454-935	CLAMP		
-2c	411-532	SCREW - (MS35207-263)	1	
-2d	690-609	WASHER - (NAS1149F0332P)	1	
-2e	404-526	NUT - (MS21042-3)	1	
3	63901-033	HOSE ASSEMBLY - Fuel flow vent (Not used if Entegra System is installed)	1	
-3a	454-930	CLAMP (Not used if Entegra System is installed)	1	
-3b	454-935	CLAMP (Not used if Entegra System is installed)	3	
-3c	411-532	SCREW - (MS35207-263)	1	
-3d	690-609	WASHER - (NAS1149F0332P)	1	
-3e	404-526	NUT - (MS21042-3)	1	
4	63913-248	HOSE - Fuel pump drain	1	
5	67700-420	TUBE ASSEMBLY - Fuel flow pressure (Not used if Entegra System is installed)	1	
6	67700-375	TUBE ASSEMBLY - Engine pump to electric pump	1	
7	67700-421	TUBE ASSEMBLY - Fuel flow vent (Not used if Entegra System is installed)	1	
8	491-064	UNION - (AN832-2) (Not used if Entegra System is installed)	1	
9	23319-000	UNION (Not used if Entegra System is installed)	1	
10	477-628	NUT - (AN924-3) (Not used if Entegra System is installed)	1	
10a	690-629	WASHER - (NAS1149F0663P) (Not used if Entegra System is installed)	1	
11	477-619	NUT - (AN924-2D) (Not used if Entegra System is installed)	1	
11a	690-628	WASHER - (NAS1149F0563P) (Not used if Entegra System is installed)	1	
12	458-940	ELBOW - 45° (AN844-4D)	1	
12a	454-983	CLAMP - (SAE-TYE-8)	1	
13	458-876	ELBOW - (AN833-2D) (Not used if Entegra System is installed)	1	
14	69464-000	ELBOW - Restricted, 90° (Not used if Entegra System is installed)	1	
15	458-849	ELBOW - (AN833-8) 90°	1	
16	434-172	GROMMET - (MS35489-19S) (Not used if Entegra System is installed)	1	
17	477-627	NUT - (AN924-2) (Not used if Entegra System is installed)	1	
18	477-691	NUT - (AN924-8)	1	
18a	690-635	WASHER - (NAS1149F1290P)	2	
19	434-138	GROMMET - (MS35489-17) (Not used if Entegra System is installed)	1	
20	454-927	CLAMP (Not used if Entegra System is installed)	2	

- ITEM NOT ILLUSTRATED

When ordering, always specify Part Number, Description, and Serial Number of Aircraft

Revised: June 10, 2004

THE NEW PIPER AIRCRAFT, INC.
PA-32-301 FT
AIRPLANE PARTS CATALOG

Figure and Index Number	Part Number	Nomenclature	No. Req.	Serial Numbers Affected
52-				
21	434-138	GROMMET - (MS35489-17)	1	
22	560-763	ELBOW - (C5515 x 8 x 6)	1	
23	434-192	GROMMET - (MS35489-134S) (Not used if Entegra System is installed)	2	
24	454-929	CLAMP	1	
-24a	454-933	CLAMP		
-24b	411-532	SCREW - (MS35207-263)	1	
-24c	690-609	WASHER - (NAS1149F0332P)	1	
-24d	404-526	NUT - (MS21042-3)	1	
25	455-006	CLAMP - (MS21919WH16)	2	
30	95153-203	FUEL SUPPLY LINE (Used only if Entegra System is installed)	1	3232014 and up
31	476-719	ADAPTER - (AN816-4-4) (Used only if Entegra System is installed)	1	3232014 and up
32	84522-003	TRANSDUCER ASSY - Fuel Flow (Used only if Entegra System is installed)	1	3232014 and up
33	477-629	NUT- (AN924-4) (Used only if Entegra System is installed)	1	3232014 and up
34	690-630	WASHER - (NAS1149F0763P) (Used only if Entegra System is installed)	2	3232014 and up
35	401-312	BOLT - (AN4-12A) (Used only if Entegra System is installed)	1	3232014 and up
-35a	690-611	WASHER - (NAS1149F0463P) (Used only if Entegra System is installed)	1	3232014 and up
-35b	404-530	NUT - (MS21042-4) (Used only if Entegra System is installed)	1	3232014 and up

- ITEM NOT ILLUSTRATED

When ordering, always specify Part Number, Description, and Serial Number of Aircraft

**THE NEW PIPER AIRCRAFT, INC.
PA-32-301 FT
AIRPLANE PARTS CATALOG**

THIS PAGE INTENTIONALLY LEFT BLANK

THE NEW PIPER AIRCRAFT, INC.
PA-32-301 FT
AIRPLANE PARTS CATALOG

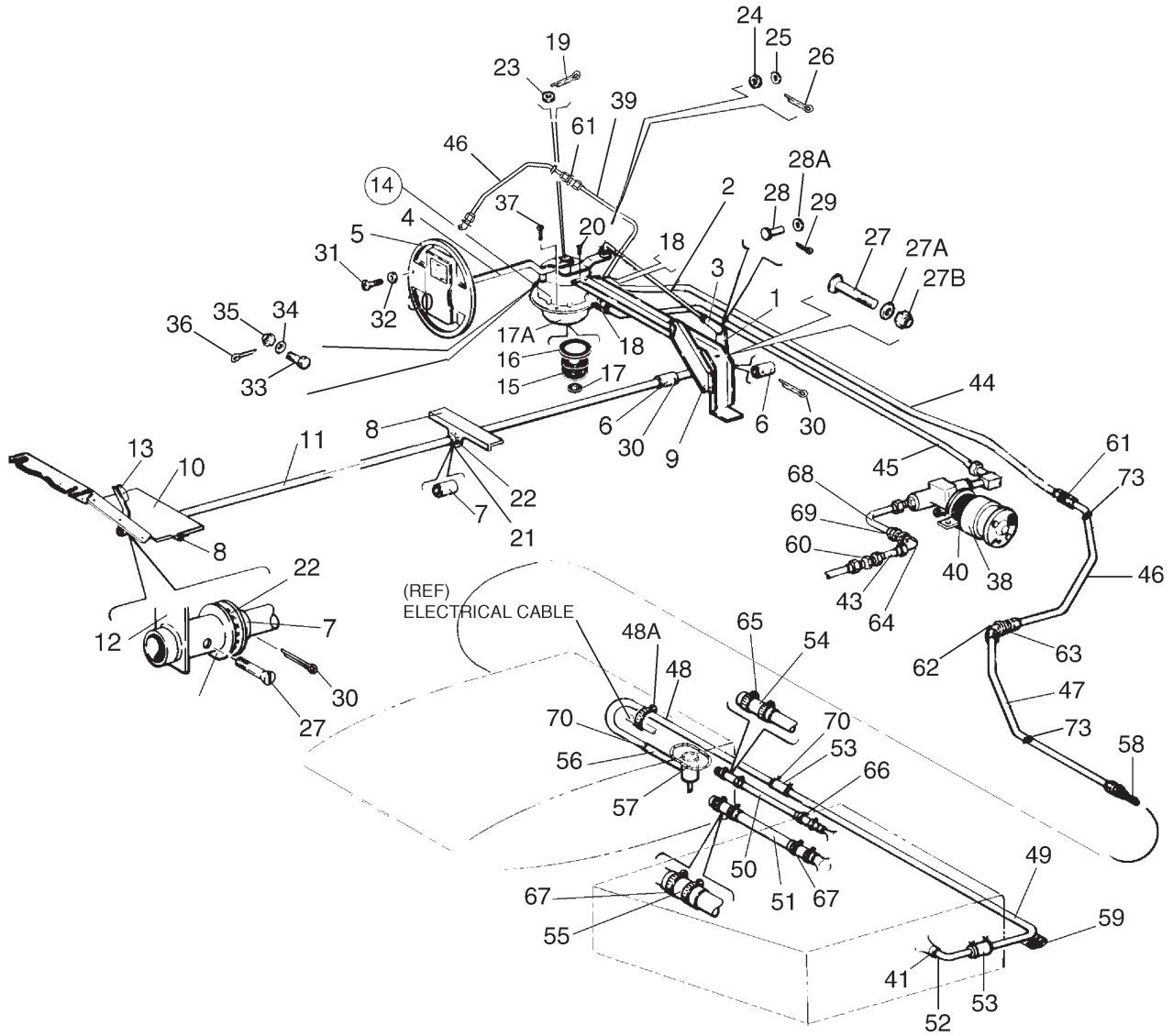


Figure 53. Aft Fuel System Installation

THE NEW PIPER AIRCRAFT, INC.
PA-32-301 FT
AIRPLANE PARTS CATALOG

Figure and Index Number	Part Number	Nomenclature	No. Req.	Serial Numbers Affected
53	98531 (BR) 38142 (P)	DRAWING - Fuel System Installation DRAWING - Fuel Selector Valve Installation		
1	69092-002	ARM ASSEMBLY - Fuel selector control	1	
2	65407-007	ROD - Fuel selector control	1	
3	454-905	* CLEVIS	1	
4	38154-000	HANDLE - Quick drain	1	
5	65461-019	COVER ASSEMBLY - Quick drain (When ordering, specify color)	1	
6	63904-030	HOSE - Plastic	2	
7	63904-022	HOSE - Plastic	2	
8	65400-002	ANGLE - Fuel selector control	2	
-8a	415-535	SCREW - (MS35206-245)	2	
-8b	419-923	SCREW - Sheet metal (8 x 1/2)	4	
9	69094-004	BRACE ASSEMBLY - Fuel selector control	1	
-9a	411-532	SCREW (MS35207-263)	1	
-9b	407-564	WASHER (AN960-10)	1	
-9c	404-526	NUT (MS21042-3)	1	
10	69489-000	PLATE - Tunnel	1	
11	69093-002	TUBE - Torque, fuel selector control	1	
12	69088-005	LEVER ASSEMBLY - Fuel selector control	1	
13	69181-000	* KNOB	1	
-13a	419-520	* SCREW - (AN531-6R8)	2	
14	69735-005	VALVE - Fuel selector	1	
15	754-816	* FILTER ASSEMBLY - Fuel selector valve	1	
16	762-503	* O-RING	1	
17	755-919	* O-RING	1	
17a	758-534	* BOWL - Fuel filter	1	
18	491-053	UNION - (AN815-8D)	2	
-18a	462-061	O RING - (MS29512-08)	2	
19	424-058	COTTER PIN - (MS24665-281)	1	
20	416-098	SCREW - (MS35265-45)	2	
-20a	407-563	WASHER - (AN960-8)	2	
21	407-570	WASHER - (AN960-916)	2	
22	63976-023	GROMMET	2	
23	62833-036	WASHER - Fuel selector valve stem	1	
24	62833-011	WASHER - Rod assembly	2	
25	407-584	WASHER - (AN960-10L)	1	
26	424-051	COTTER PIN - (MS24665-132)	1	
27	410-046	SCREW - (MS24694-S59)	2	
27a	407-564	WASHER - (AN960-10)	2	
27b	404-526	NUT - (MS21042-3)	2	
28	424-175	PIN - (MS20392-2C13)	1	
28a	690-609	WASHER - (NAS1149F0332P)	1	
29	424-051	COTTER PIN - (MS24665-132)	1	
30	424-053	COTTER PIN - (MS24665-136)	3	
31	419-713	SCREW	2	
32	494-004	WASHER	2	
33	400-053	BOLT - (AN3-6)	1	
34	407-584	WASHER - (AN960-10L)	2	
35	404-392	NUT - (AN320-3)	1	
36	424-052	COTTER PIN - (MS24665-134)	1	
37	415-536	SCREW - (MS35206-246)	4	
-37a	690-616	WASHER - (NAS1149FN832P)	4	
38	481-900	PUMP - Electric fuel (1B5-14)	1	

- ITEM NOT ILLUSTRATED

When ordering, always specify Part Number, Description, and Serial Number of Aircraft

Revised: June 10, 2004

THE NEW PIPER AIRCRAFT, INC.
PA-32-301 FT
AIRPLANE PARTS CATALOG

Figure and Index Number	Part Number	Nomenclature	No. Req.	Serial Numbers Affected
53-				
-38a	411-535	SCREW - (MS35207-266)	2	
-38b	690-609	WASHER - (NAS1149F0332P)	4	
-38c	404-526	NUT - (MS21042-3)	2	
39	67700-100	TUBE ASSY	1	
40	69032-000	STRAP	2	
-40a	189-732	TAPE - (1/8 x 1) 9 ²	1	
41	37794-002	VALVE ASSEMBLY - Check	2	
-42	— —	DELETED		
43	67700-368	TUBE ASSEMBLY - Electric fuel pump	1	
44	83744-259	TUBE ASSEMBLY - Fuel selector valve	1	
45	83744-260	TUBE ASSEMBLY - Fuel selector valve	1	
46	67700-096	TUBE ASSEMBLY - Fuel selector to inboard fuel tank	2	
47	67700-363	TUBE ASSEMBLY - Inboard fuel tank	2	
48	67700-312	TUBE ASSEMBLY - Fuel vent	2	
48a	454-932	CLAMP - (to electrical cable)	2	
49	67700-313	TUBE ASSEMBLY	2	
50	67700-314	TUBE ASSEMBLY - Interconnect ground (3/4" diameter)	2	
51	67700-315	TUBE ASSEMBLY - Interconnect ground (2" diameter)	2	
52	67700-337	TUBE - Outboard fuel tank	2	
53	63913-140	HOSE - Connector	4	
54	63913-093	HOSE - Connector	2	
55	63913-092	HOSE - Connector	2	
56	63913-188	HOSE - Fuel vent	2	
57	38552-002	VENT ASSEMBLY - Fuel	2	
-57a	415-544	SCREW - (MS35206-244)	16	
58	68763-000	STRAINER ASSEMBLY - Fuel	2	
59	63186-003	MOULDING - Extruded, Left and Right	8	
60	551-846	ADAPTER - (MS21900W8)	1	
61	491-053	UNION - (AN815-8D)	2	
62	458-914	ELBOW - (AN837-8D)	2	
63	477-621	NUT - (AN924-8D)	2	
-63a	690-635	WASHER - (NAS1149F1290P)	2	
64	458-905	ELBOW - (AN833-8D)	1	
65	454-933	CLAMP	20	
66	654-049	CLAMP	2	
67	654-047	CLAMP	6	
68	67700-369	TUBE ASSEMBLY - Electric fuel pump	1	
68a	484-078	ADAPTER (C5315 x 8 x 6)	2	
69	477-621	NUT - (AN924-8D)	1	
-69a	690-635	WASHER - (NAS1149F1290P)	1	
70	554-793	CLAMP	12	
-71	86700-016	BUSHING	6	
-72	95061-132	BUSHING	6	
73	434-137	GROMMET - (MS35489-15)	4	
-74	406-707	U-NUT	2	
-75	404-529	NUT - (MS21042-08)	8	
-76	— —	DELETED		
-77	690-618	WASHER - (NAS1149FN816P)	12	
-78	690-660	WASHER -Lock - (MS35335-30)	2	
-79	477-860	UNION NUT - (MS21921-8W)	1	
-80	— —	DELETED		
-81	415-515	SCREW - (MS35206-225)	2	
-82	415-536	SCREW - (MS35206-246)	6	
-83	415-540	SCREW - (MS35206-250)	6	
-84	415-530	SCREW - (MS35207-261)	2	

- ITEM NOT ILLUSTRATED

When ordering, always specify Part Number, Description, and Serial Number of Aircraft

**THE NEW PIPER AIRCRAFT, INC.
PA-32-301 FT
AIRPLANE PARTS CATALOG**

Figure and Index Number	Part Number	Nomenclature	No. Req.	Serial Numbers Affected
53-				
-85	411-531	SCREW - (MS35207-262)	3	
-86	486-976	SLEEVE - (MS21922-8)	1	
-87	189-625	GROMMET	2	
-88	63976-035	GROMMET	2	
-89	63976-079	GROMMET	2	
-90	554-639	CLAMP	4	
-91	455-092	CLAMP	4	

- ITEM NOT ILLUSTRATED

When ordering, always specify Part Number, Description, and Serial Number of Aircraft

Revised: June 10, 2004

THE NEW PIPER AIRCRAFT, INC.
PA-32-301 FT
AIRPLANE PARTS CATALOG

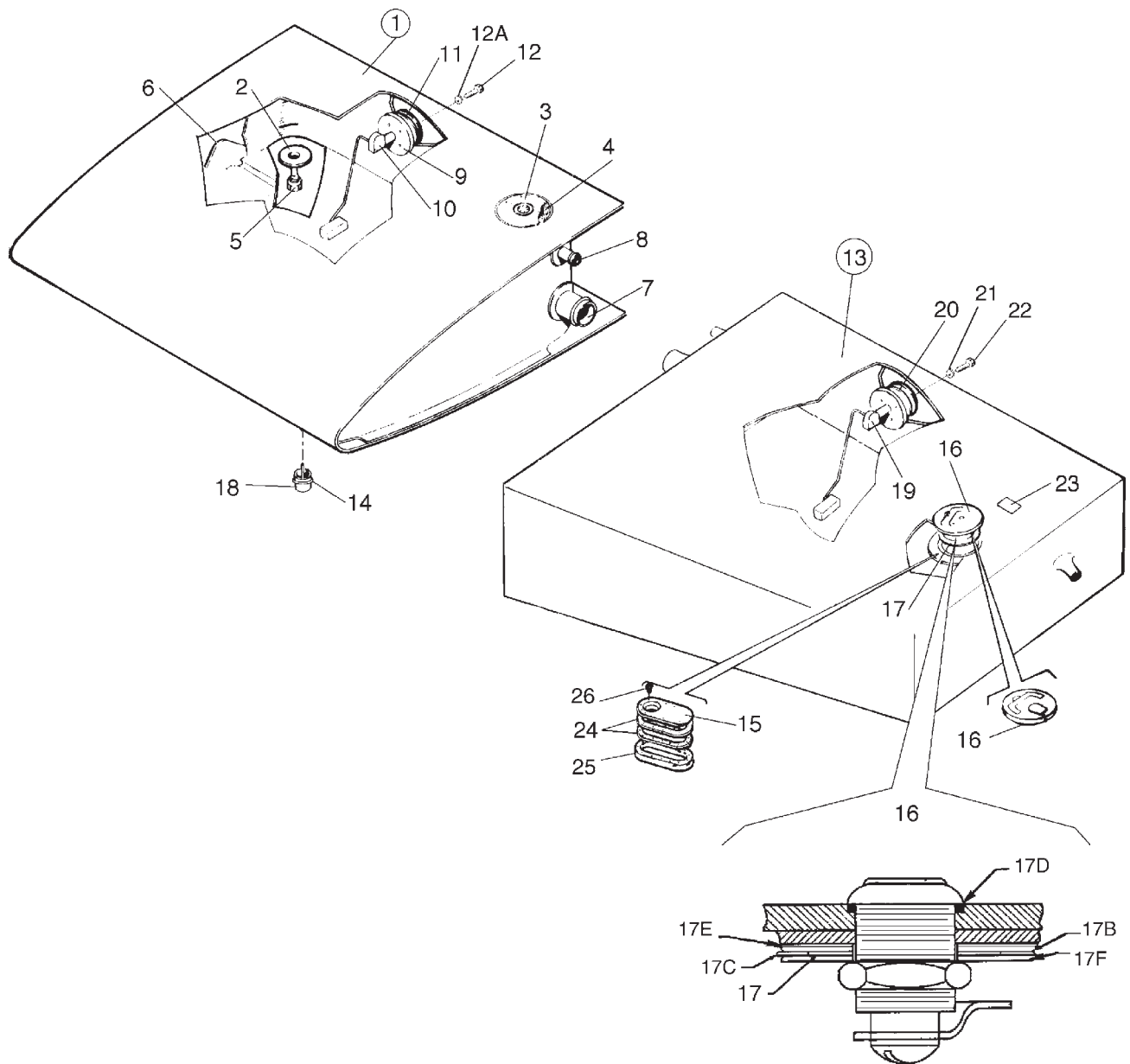


Figure 54. Fuel Tank Assemblies

THE NEW PIPER AIRCRAFT, INC.
PA-32-301 FT
AIRPLANE PARTS CATALOG

Figure and Index Number	Part Number	Nomenclature	No. Req.	Serial Numbers Affected
54	38550 (AB) 98531 (BR)	DRAWING - Wing Installation DRAWING - Fuel Installation		
1	38488-002	TANK ASSEMBLY - Fuel, inboard, left	RF	
-1a	38488-003	TANK ASSEMBLY - Fuel, inboard, right	RF	
2	62033-000	* VALVE	1	
3	38517-002	* GAUGE ASSEMBLY - Fuel tank	1	
4	38230-004	* * GASKET - Fuel gauge	1	
5	491-806	* VALVE - Fuel	1	
6	96871-000	* OUTLET ASSEMBLY - Fuel tank, left	1	
-6a	96871-001	* OUTLET ASSEMBLY - Fuel tank, right	1	
7	37745-002	* FITTING ASSEMBLY - Tank interconnect	1	
8	96288-000	* TUBE ASSEMBLY - Fuel tank vent	1	
9	62044-000	* PLATE - Fuel tank	1	
10	486-466	* SENDER - Fuel, left, inboard	1	
-10a	486-467	* SENDER - Fuel, right, inboard	1	
11	755-049	* GASKET - Fuel sender	1	
12	401-266	BOLT- (AN3-5A)	5	
12a	407-043	WASHER - Spring (MS35338-43)	5	
-12b	407-564	WASHER - (AN960-10)	5	
13	461-711	TANK ASSEMBLY - Fuel, outboard, left	1	
-13a	461-710	TANK ASSEMBLY - Fuel, outboard, right	1	
14	62923-002	PLACARD - Fuel check bottle	RF	
15	38592-006	COVER PLATE - Filler	2	
16	38599-002	CAP ASSEMBLY - Fuel tank (non-locking)	2	
-16a	39824-003	CAP ASSEMBLY - Fuel tank (with locks)	2	
17	66814-002	* GASKET - Fuel cap (Used with Fuel Tank Cap Assy 38599-002 only)	1	
-17a	39822-003	* GASKET - Fuel cap (Used with Fuel Tank Cap Assy 39824-003 only)	1	
17b	39822-002	* GASKET - Fuel cap Used with Fuel Tank Cap Assy 39824-003 only)	1	
17c	66815-000	* GASKET - Fuel cap Used with Fuel Tank Cap Assy 39824-003 only)	1	
17d	485-048	* O-RING - (MS28775-18) Used with Fuel Tank Cap Assy 39824-003 only)	1	
17e	39821-002	* SPRING Used with Fuel Tank Cap Assy 39824-003 only)	1	
17f	39820-002	* LOCK Used with Fuel Tank Cap Assy 39824-003 only)	1	
18	67728-000	SAMPLER - Fuel	1	
19	686-202	SENDER - Fuel, left, outboard	1	
-19a	686-203	SENDER - Fuel, right, outboard	1	
20	755-049	* GASKET - Fuel sender	1	
21	763-748	* WASHER - Insulating	5	
22	400-440	BOLT - (AN3-6A)	10	
-22a	407-043	WASHER - Spring (MS35338-43)	10	
-22b	690-612	WASHER - (NAS1149F0363P)	10	
23	456-682	PLACARD - Avgas Only (Gam No. 2)	RF	
24	38596-005	GASKET - Filler neck, upper (cork)	4	
25	38619-004	RING ASSEMBLY - Fuel tank access	2	
26	410-066	SCREW - (MS24694-C52)	24	

- ITEM NOT ILLUSTRATED

When ordering, always specify Part Number, Description, and Serial Number of Aircraft

Revised: June 10, 2004

**THE NEW PIPER AIRCRAFT, INC.
PA-32-301 FT
AIRPLANE PARTS CATALOG**

**GRIDS 1112 THRU 1118
INTENTIONALLY BLANK**

**THE NEW PIPER AIRCRAFT, INC.
PA-32-301 FT
AIRPLANE PARTS CATALOG**

**SECTION IX
CONTROL SYSTEM GROUP**

Revised: June 10, 2004

THE NEW PIPER AIRCRAFT, INC.
PA-32-301 FT
AIRPLANE PARTS CATALOG

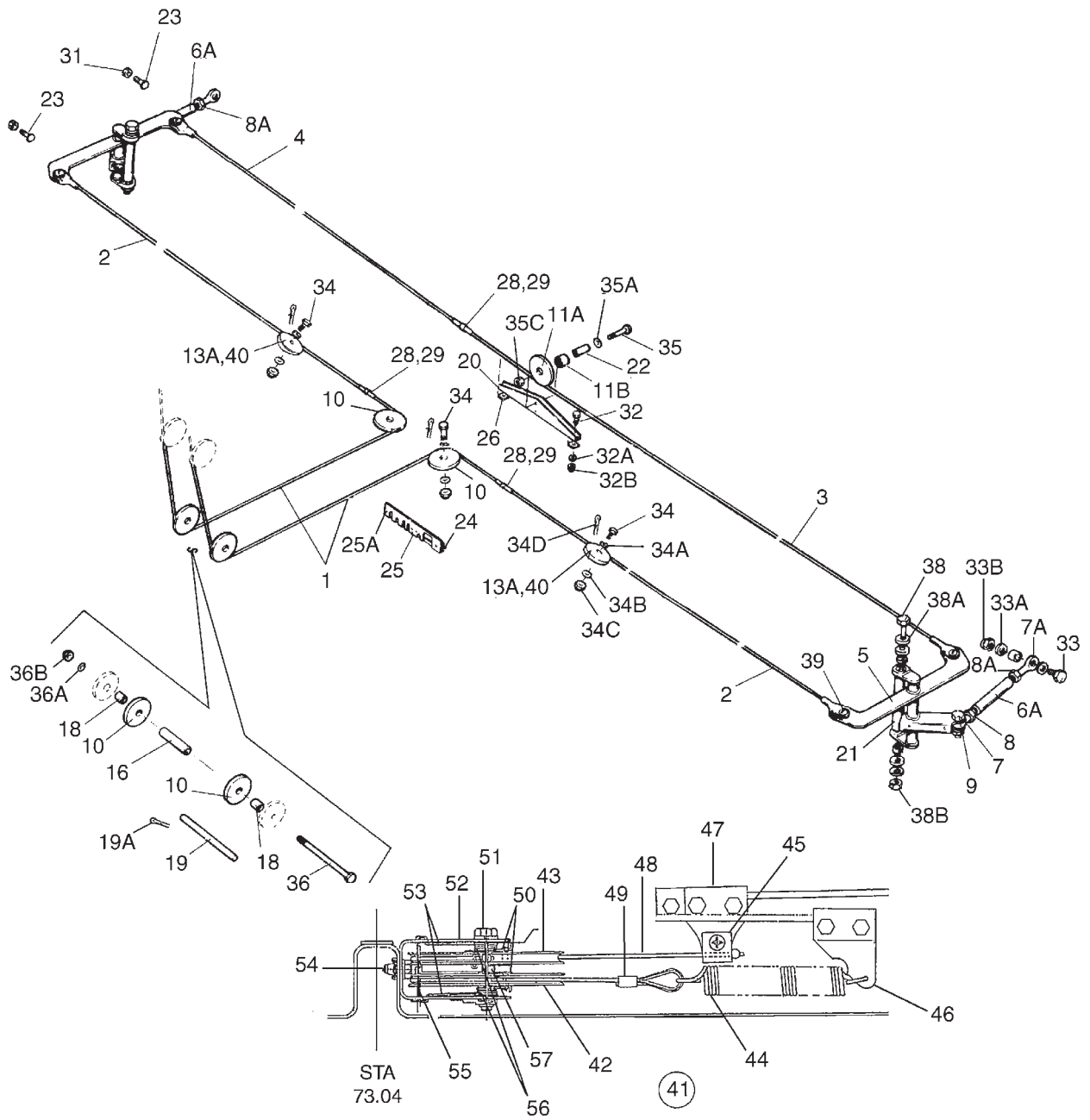


Figure 55. Aileron Control Installation

THE NEW PIPER AIRCRAFT, INC.
PA-32-301 FT
AIRPLANE PARTS CATALOG

Figure and Index Number	Part Number	Nomenclature	No. Req.	Serial Numbers Affected
55	38542 (AM) 68450 (S)	DRAWING - Control System Installation DRAWING - Control System Installation		
1	62701-036	CABLE ASSY - Aileron, forward	2	
2	62701-202	CABLE ASSY - Aileron, wing	2	
3	62701-200	CABLE ASSY - Aileron, balance, left	1	
4	62701-201	CABLE ASSY - Aileron, balance, right	1	
5	38666-002	BELLCRANK ASSY - Aileron, left	1	
-5a	38666-003	BELLCRANK ASSY - Aileron, right	1	
-6	38665-002	PUSHROD ASSY	1	
6a	35476-003	* ROD - Aileron	2	
7	452-335	* BEARING - Rod end	2	
7a	452-336	* BEARING - Rod end	2	
8	404-322	* NUT - (AN316-4R)	2	
8a	404-320	* NUT - (AN316-4L)	2	
9	400-055	BOLT - (AN3-10)	2	
-9a	407-564	WASHER - (AN960-10)	6	
-9b	404-100	NUT - (AN310-3)	2	
-9c	424-051	COTTER PIN - (MS24665-132)	2	
10	41001-010	PULLEY	4	
-11	63955-005	PULLEY ASSY	1	
11a	62711-002	* PULLEY	1	
11b	62713-003	* BUSHING - Pulley, outer	1	
-12	— —	DELETED		
-13	63955-003	PULLEY ASSY	1	
13a	62711-003	* PULLEY	2	
-13b	62715-002	* BUSHING - Pulley outer	2	
-14	— —	DELETED		
-15	— —	DELETED		
16	62743-006	SPACER	1	
-17	— —	Deleted		
18	62743-002	SPACER	2	
19	62710-002	PIN - Cable guard	1	
19a	424-051	COTTER PIN	2	
20	68450-002	BRACKET- Pulley	1	
21	86700-021	SPACER	2	
22	62712-003	BEARING - Pulley, inner	1	
23	66614-000	STOP - Aileron bellcrank	4	
24	68453-000	FAIRLEAD - Lower	1	
25	68454-000	FAIRLEAD - Upper	1	
25a	415-551	SCREW - (MS35206-231)	2	
26	95061-152	FILLER	2	
-27	— —	DELETED		
28	489-910	TURNBUCKLE - (MS21251-B5S)	3	
29	554-979	CLIP - (MS21256-1)	6	
-30	— —	DELETED		
31	404-224	NUT - (AN315-3R)	4	
32	400-437	BOLT - (AN3-3A)	2	
32a	407-564	WASHER - (AN960-10)	2	
32b	404-526	NUT - (MS21042-3)	2	
33	400-452	BOLT - (AN3-11A)	2	
33a	407-564	WASHER - (AN960-10)	2	
33b	404-526	NUT - (MS21042-3)	2	
34	401-188	BOLT - (AN5-10A)	4	
34a	407-566	WASHER - (AN960-516)	4	

- ITEM NOT ILLUSTRATED

When ordering, always specify Part Number, Description, and Serial Number of Aircraft

Revised: June 10, 2004

THE NEW PIPER AIRCRAFT, INC.
PA-32-301 FT
AIRPLANE PARTS CATALOG

Figure and Index Number	Part Number	Nomenclature	No. Req.	Serial Numbers Affected
55-				
34b	407-586	WASHER - (AN960-516L)	8	
34c	404-889	NUT - (MS20365-524C)	4	
34d	424-052	COTTER PIN (MS24665-134)	6	
35	400-008	BOLT - (AN4-13A)	1	
35a	407-566	WASHER - (AN960-516)	2	
-35b	407-565	WASHER - (AN960-416)	2	
35c	404-888	NUT - (MS20365-428C)	1	
36	401-385	BOLT - (AN5-64A)	1	
36a	407-566	WASHER - (AN960-516)	2	
36b	404-889	NUT - (MS20365-524C)	1	
-37	— —	DELETED		
38	400-479	BOLT - (AN3-56A)	2	
38a	407-564	WASHER - (AN960-10)	8	
38b	404-526	NUT - (MS21042-3)	2	
39	400-674	BOLT - (AN23-12)	8	
-39a	63900-031	BUSHING	8	
-39b	407-564	WASHER - (AN960-10)	8	
-39c	407-584	WASHER - (AN960-10L)	8	
-39d	404-392	NUT - (AN320-3)	8	
-39e	424-051	COTTER PIN - (MS24665-132)	8	
40	62714-004	BEARING - Inner	2	
41	38651-002	INTERCONNECT CABLE INSTALLATION - Aileron/Rudder	1	
42	38651-003	* PULLEY ASSY - Lower	1	
43	38651-004	* PULLEY ASSY - Upper	1	
44	585-056	* SPRING	1	
45	38651-009	* CLIP	1	
-45a	415-493	* SCREW - (MS35206-228)	1	
-45b	690-640	* WASHER - (NAS1149FN632P)	1	
-45c	404-528	* NUT - (MS21042-6)	1	
46	38651-011	* CLIP	1	
47	38651-010	* CLIP	1	
48	38651-006	* CABLE ASSY	1	
49	38651-007	* CABLE ASSY	1	
50	424-140	* COTTER PIN - (MS20392-1C7)	2	
51	401-274	* BOLT - (AN3-15A)	1	
52	38651-019	* BRACKET ASSY	1	
53	585-086	* SPRING	2	
54	400-437	* BOLT - (AN3-3A)	2	
55	424-054	* COTTER PIN - (MS24665-140)	4	
56	38651-020	* BUSHING	2	
57	38651-021	* BUSHING	1	

- ITEM NOT ILLUSTRATED

When ordering, always specify Part Number, Description, and Serial Number of Aircraft

**THE NEW PIPER AIRCRAFT, INC.
PA-32-301 FT
AIRPLANE PARTS CATALOG**

THIS PAGE INTENTIONALLY LEFT BLANK

THE NEW PIPER AIRCRAFT, INC.
PA-32-301 FT
AIRPLANE PARTS CATALOG

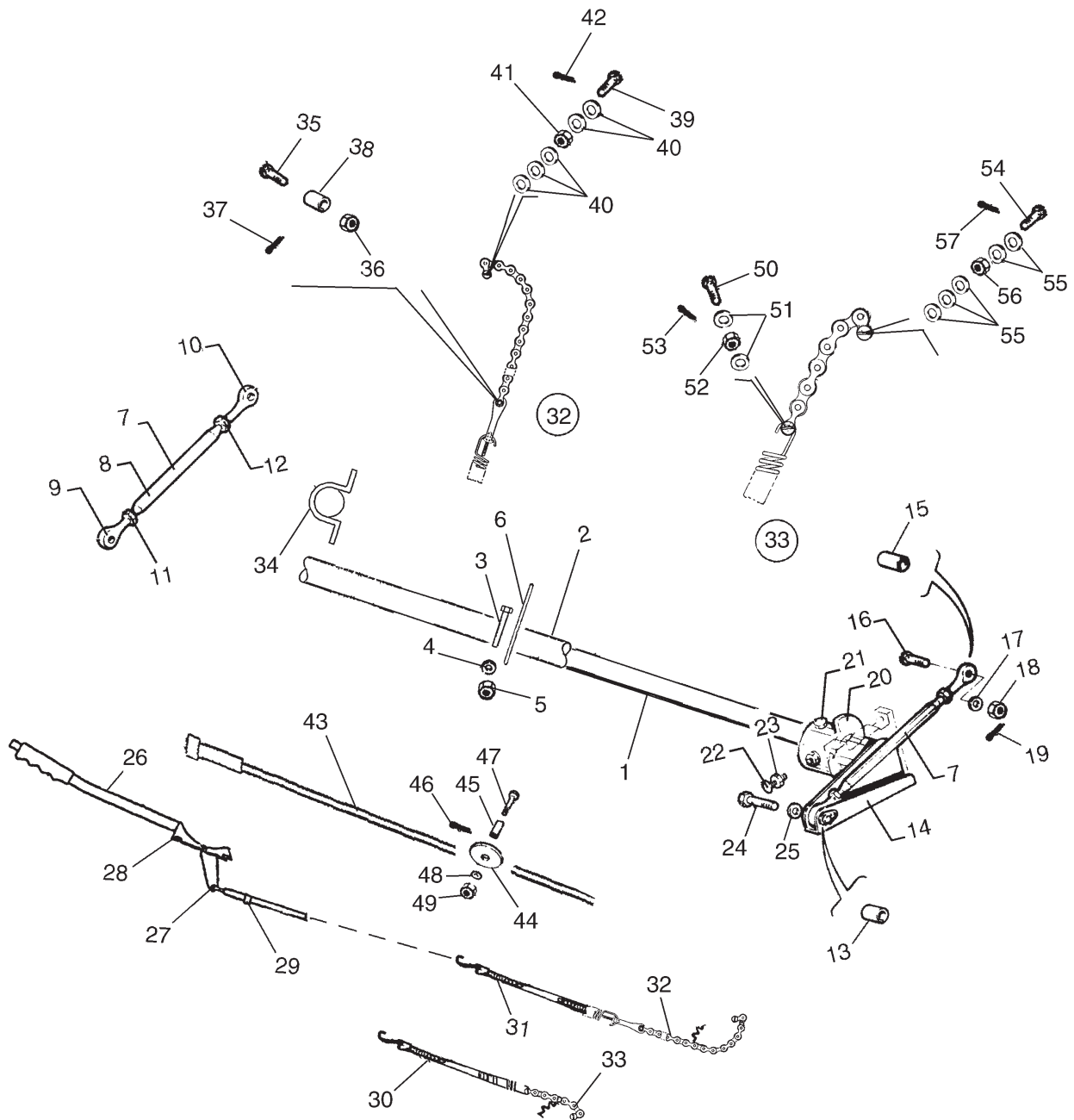


Figure 56. Flap Control Installation

THE NEW PIPER AIRCRAFT, INC.
PA-32-301 FT
AIRPLANE PARTS CATALOG

Figure and Index Number	Part Number	Nomenclature	No. Req.	Serial Numbers Affected
56	38542 (AM)	DRAWING - Control System Installation		
1	68451-000	TUBE ASSY - Flap torque, complete	1	
2	68452-000	* TORQUE TUBE - Flap	1	
3	400-011	* BOLT - (AN4-16A)	4	
4	407-565	* WASHER - (AN960-416)	4	
5	404-888	* NUT - (MS20365-428C)	4	
6	62789-000	* WELD ASSY	2	
7	62764-000	ROD ASSY - Flap tube	2	
8	62764-002	* TUBE - Flap	1	
9	452-335	* BEARING	1	
10	404-336	* BEARING	1	
11	404-322	* NUT - (AN316-4R)	1	
12	404-320	* NUT - (AN316-4L)	1	
13	63900-038	BUSHING - Flap rod end	2	
14	62727-000	WELD ASSY - Flap torque tube, left	1	
-14a	62727-001	WELD ASSY - Flap torque tube, right	1	
15	63900-039	BUSHING - Flap rod end	2	
16	400-680	BOLT - (AN23-18)	2	
17	407-564	WASHER - (AN960-10)	2	
18	404-100	NUT - Castle (AN310-3)	2	
19	424-051	COTTER PIN - (MS24665-132)	2	
20	62856-000	FITTING ASSY - Left	1	
-20a	62856-001	FITTING ASSY - Right	1	
21	401-318	BOLT - (AN4-20A)	4	
-21a	407-565	WASHER - (AN960-416)	4	
-21b	404-888	NUT - (MS20365-428C)	4	
22	411-538	SCREW - (MS35207-269)	2	
23	404-224	NUT - (AN315-3R)	2	
24	400-443	BOLT - (AN3-12A)	2	
25	407-564	WASHER - (AN960-10)	2	
26	62706-007	FLAP LEVER ASSY	1	
27	400-672	BOLT - (AN23-10)	1	
-27a	407-564	WASHER - (AN960-10)	1	
-27b	404-392	NUT - (AN320-3)	1	
-27c	424-051	COTTER PIN - (MS24665-132)	1	
28	400-438	BOLT - (AN3-4A)	6	
-28a	404-526	NUT - (MS21042-3)	4	
29	489-910	TURNBUCKLE (MS21251-B5S)	1	
-29a	461-136	FORK - (NAS645-22RS)	1	
-29b	554-979	CLIP - (MS21256-1)	2	
30	62820-000	SPRING	1	
31	62821-000	SPRING	1	
32	62858-003	CHAIN	1	
33	62858-004	CHAIN	1	
34	35402-000	CLAMP ASSY	2	
-34a	62763-002	SUPPORT - (Left side only)	1	
35	400-653	CLEVIS BOLT - (AN21-9)	1	
36	404-391	NUT - (AN320-1)	1	
37	424-041	COTTER PIN (MS24665-5)	1	
38	82732-076	BUSHING	1	
39	400-653	CLEVIS BOLT - (AN21-9)	1	
40	407-562	WASHER - (AN960-6)	5	
		(Qty (3) required under nut)		
41	404-391	NUT - (AN320-1)	1	

- ITEM NOT ILLUSTRATED

When ordering, always specify Part Number, Description, and Serial Number of Aircraft

Revised: June 10, 2004

**THE NEW PIPER AIRCRAFT, INC.
PA-32-301 FT
AIRPLANE PARTS CATALOG**

Figure and Index Number	Part Number	Nomenclature	No. Req.	Serial Numbers Affected
56-				
42	424-041	COTTER PIN	1	
43	62701-014	CABLE ASSY	1	
44	63955-004	PULLEY	1	
45	62712-002	BEARING	1	
46	424-052	COTTER PIN - (MS24665-134)	1	
47	400-004	BOLT - (AN4-7A)	1	
48	407-585	WASHER - (AN960-416L)	1	
49	404-888	NUT - (MS20365-428C)	1	
50	400-652	CLEVIS BOLT - (AN21-8)	1	
51	407-562	WASHER - (AN960-6)	2	
52	404-391	NUT - (AN320-1)	1	
53	424-041	COTTER PIN - (MS24665-5)	1	
54	400-653	CLEVIS BOLT - (AN21-9)	1	
55	407-562	WASHER - (AN960-6) (Qty (3) required under nut)	5	
56	404-391	NUT - (AN320-1)	1	
57	424-041	COTTER PIN (MS24665-5)	1	

- ITEM NOT ILLUSTRATED

When ordering, always specify Part Number, Description, and Serial Number of Aircraft

Revised: June 10, 2004

**THE NEW PIPER AIRCRAFT, INC.
PA-32-301 FT
AIRPLANE PARTS CATALOG**

THIS PAGE INTENTIONALLY LEFT BLANK

THE NEW PIPER AIRCRAFT, INC.
PA-32-301 FT
AIRPLANE PARTS CATALOG

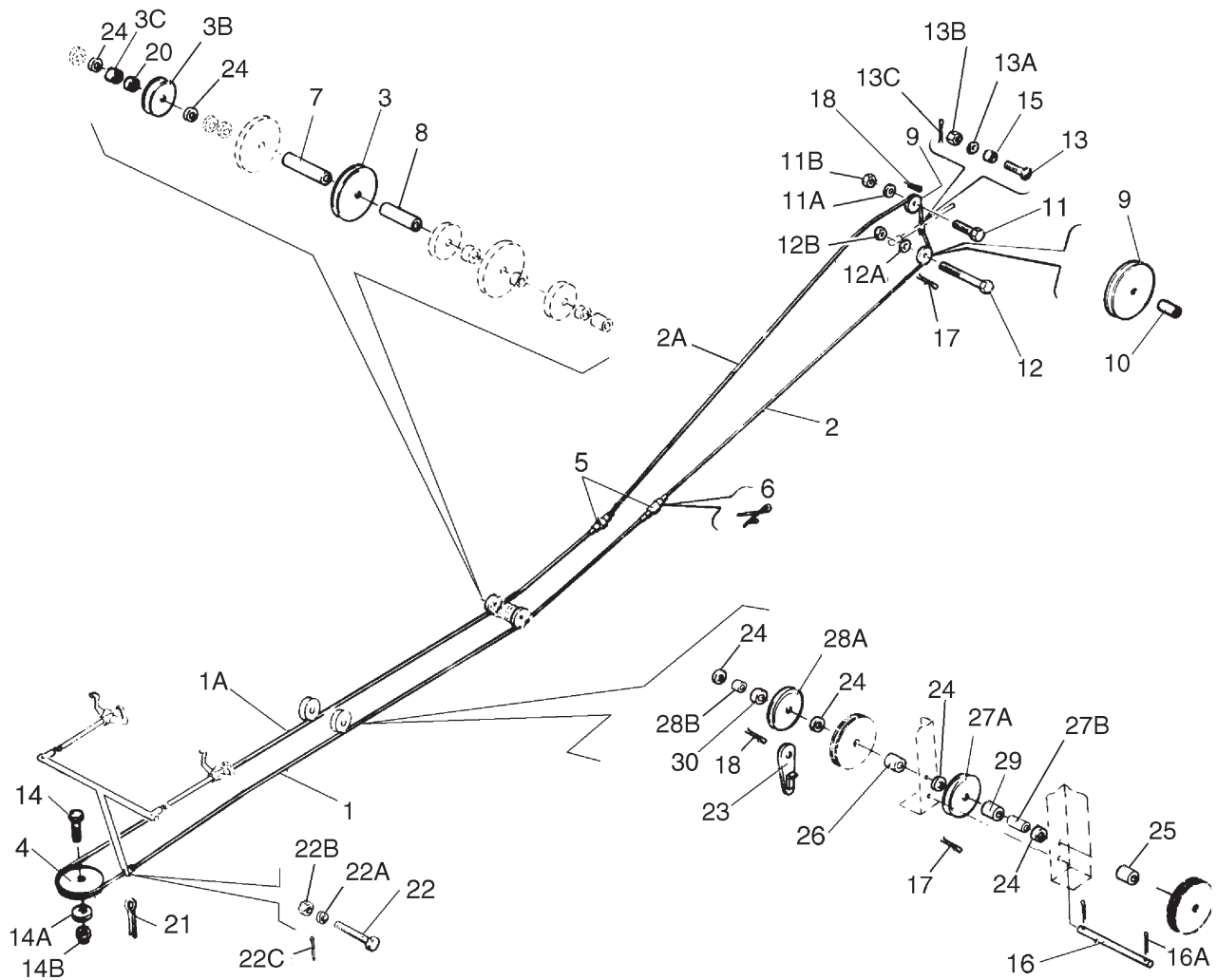


Figure 57. Stabilator Control Installation

THE NEW PIPER AIRCRAFT, INC.
PA-32-301 FT
AIRPLANE PARTS CATALOG

Figure and Index Number	Part Number	Nomenclature	No. Req.	Serial Numbers Affected
57	38542 (AM)	DRAWING - Control System Installation		
1	62701-207	CABLE ASSY - Stabilator control forward left	1	
1a	62701-037	CABLE ASSY - Stabilator control, forward right	1	
2	62701-208	CABLE ASSY - Stabilator control aft lower	1	
2a	62701-205	CABLE ASSY - Stabilator control aft upper	1	
3	41001-010	PULLEY - Stabilator control left	1	
-3a	63955-003	PULLEY ASSY	4	
3b	62711-003	* PULLEY - Stabilator control. right	1	
3c	62715-002	* BUSHING	1	
4	481-652	PULLEY - Stabilator control (MS20220-2)	1	
5	489-910	TURNBUCKLE - (MS21251-B5S)	2	
6	554-979	CLIP - (MS21256-1)	4	
7	62743-011	SPACER	1	
8	62743-010	SPACER	1	
9	41001-010	PULLEY - Stabilator control, aft	2	
10	63900-037	BUSHING	2	
11	401-188	BOLT - (AN5-10A) upper pulley	1	
11a	407-566	WASHER - (AN960-516) upper pulley	1	
11b	404-889	NUT - (MS20365-524C) upper pulley	1	
12	401-354	BOLT - (AN5-13A) lower pulley	1	
12a	407-566	WASHER - (AN960-516) lower pulley	1	
12b	404-889	NUT - (MS20365-524C) lower pulley	1	
13	400-674	BOLT - (AN23-12)	2	
13a	407-564	WASHER - (AN960-10)	2	
13b	404-392	NUT - (AN320-3)	2	
13c	424-051	COTTER PIN - (MS24665-132)	2	
14	401-353	BOLT - (AN5-12A)	1	
14a	407-566	WASHER - (AN960-516)	1	
14b	404-889	NUT - (MS20365-524C)	1	
15	63900-031	BUSHING	2	
16	62710-003	PIN - Pulley guard	1	
16a	424-051	PIN - Cotter (MS24665-132)	2	
17	424-054	PIN - Cotter (MS24665-140)	2	
18	424-053	PIN - Cotter (MS24665-136)	2	
-19	— —	DELETED		
20	62714-003	BEARING - Pulley inner	1	
21	424-054	PIN - Cotter (MS24665-140)	2	
22	400-056	BOLT - (AN3-11)	RF	
22a	407-564	WASHER - (AN960-10)	RF	
22b	404-392	NUT - (AN320-3)	RF	
22c	424-051	COTTER PIN - (MS24665-132)	RF	
23	62709-000	HOLDER - Cable guide	1	
24	407-567	WASHER - (AN960-616)	6	
25	62743-003	SPACER	1	
26	62743-005	SPACER	1	
-27	63955-002	PULLEY ASSY	1	
27a	62711-003	* PULLEY - Stabilator control	1	
27b	62715-003	* BUSHING - Pulley outer	1	
-28	63955-003	PULLEY ASSY	1	
28a	62711-003	* PULLEY - Stabilator control	1	
28b	62715-002	* BUSHING - Pulley outer	1	
29	62714-002	BUSHING - Pulley inner	1	
30	62714-003	BUSHING - Pulley inner	1	

- ITEM NOT ILLUSTRATED

When ordering, always specify Part Number, Description, and Serial Number of Aircraft

Revised: June 10, 2004

THE NEW PIPER AIRCRAFT, INC.
PA-32-301 FT
AIRPLANE PARTS CATALOG

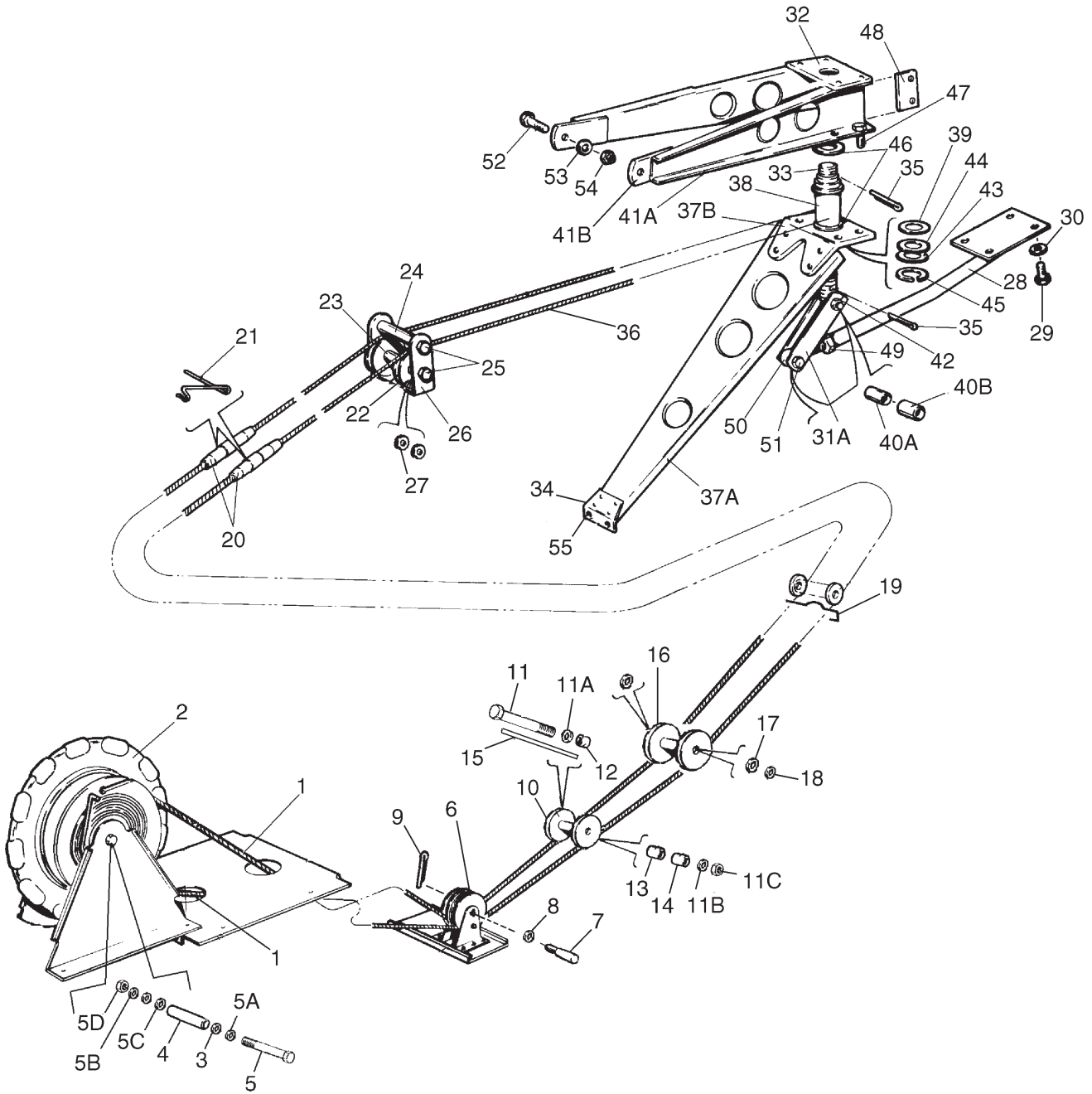


Figure 58. Stabilator Trim Installation

THE NEW PIPER AIRCRAFT, INC.
PA-32-301 FT
AIRPLANE PARTS CATALOG

Figure and Index Number	Part Number	Nomenclature	No. Req.	Serial Numbers Affected
58	38542 (AM) 65258 (U)	DRAWING - Control System Installation DRAWING - Stabilator Trim Installation		
1	62701-041	CABLE - Stabilator trim, forward	2	
2	68414-003	WHEEL ASSY - Trim tab	1	
3	62833-037	WASHER	1	
4	63900-061	BUSHING	1	
5	400-446	BOLT - (AN3-16A)	1	
5a	407-584	WASHER - (AN960-10L)	2	
5b	407-564	WASHER - (AN960-10)	1	
5c	407-587	WASHER - (AN960-616L)	A/R	
5d	404-526	NUT - (MS21042-3)	1	
6	481-640	PULLEY- Stabilator trim (MS24566-1B)	2	
7	424-180	PIN - (MS20392-2C23)	1	
8	407-584	WASHER - (AN960-10L)	1	
9	424-051	COTTER PIN - MS24665-132	1	
10	62711-004	PULLEY	2	
11	400-449	BOLT - (AN3-24A)	1	
11a	407-584	WASHER - (AN960-10L)	1	
11b	407-565	WASHER - (AN960-416)	1	
11c	404-526	NUT - (MS21042-3)	1	
12	63900-062	BUSHING	1	
13	63900-058	BUSHING	1	
14	63900-057	BUSHING	1	
15	69851-000	RETAINER PIN	1	
-15a	406-369	NUT - (A 1037-012-3)	2	
16	62714-003	PULLEY	2	
17	407-567	WASHER - (AN960-616)	2	
18	407-566	WASHER - (AN960-516)	1	
19	99856-000	GUARD - Cable	1	
20	489-873	Turnbuckle - Barrel (MS21251-B2S)	2	
21	554-979	CLIP - Turnbuckle safety (MS21256-1)	4	
22	481-640	PULLEY - (MS24566-1B)	2	
23	63900-056	BUSHING - Stabilator trim pulley	1	
24	63900-055	BUSHING - Stabilator trim pulley	1	
25	401-279	BOLT - (AN3-25A)	2	
-25a	407-584	WASHER - (AN960-10L)	2	
-25b	404-526	NUT - (MS21042-3)	2	
26	68472-000	BRACKET - Stabilator trim pulley	1	
27	407-564	WASHER - (AN960-10)	2	
28	65248-003	ARM ASSY	1	
29	400-437	BOLT - (AN3-3A)	4	
30	407-584	WASHER - (AN960-10L)	4	
-31	65258-008	SUPPORT ASSY	1	
31a	65253-002	* LINK	2	
32	65249-002	* PLATE	1	
33	65246-000	* SHAFT	1	
34	65252-000	* CLIP	1	
35	424-123	* COTTER PIN - (MS24665-368)	2	
36	62701-216	* CABLE ASSY - Stabilator trim, aft	1	
-37	65258-009	* RIB ASSY	1	
37a	65245-000	* * RIB - Stabilator trim	1	
37b	65250-002	* * CLIP	1	
38	63530-000	* BARREL - Stabilator trim	1	
39	62833-018	* SHIM	1	

- ITEM NOT ILLUSTRATED

When ordering, always specify Part Number, Description, and Serial Number of Aircraft

Revised: June 10, 2004

THE NEW PIPER AIRCRAFT, INC.
PA-32-301 FT
AIRPLANE PARTS CATALOG

Figure and Index Number	Part Number	Nomenclature	No. Req.	Serial Numbers Affected
58-				
-40	65258-002	* BUSHING ASSY	1	
40a	65003-006	** BUSHING - Stabilator trim link	1	
40b	63882-009	** SLEEVE	1	
-41	65258-004	* RIB ASSY - Sides	2	
41a	65244-000	** RIB - Stabilator trim	1	
41b	65251-000	** TAB -Stabilator trim	1	
42	401-269	* BOLT - (AN3-10A)	1	
-42a	407-564	* WASHER - (AN960-10)	2	
-42b	404-526	* NUT - (MS21042-3)	1	
43	407-684	* WASHER - (AN960-C1216L)	1	
44	452-418	* BEARING - Thrust	1	
45	484-747	* SNAP RING	1	
46	452-413	* BEARING	2	
47	400-438	* BOLT -(AN3-4A)	4	
-47a	407-564	* WASHER - (AN960-10)	4	
-47b	404-526	* NUT - (MS21042-3)	4	
48	68491-000	GUARD - Cable	2	
49	404-325	NUT - (AN316-7R)	1	
50	65254-000	BOLT - Eye, stabilator trim	1	
51	401-269	BOLT - (AN3-10A)	1	
-51a	407-564	WASHER - (AN960-10)	2	
-51b	404-526	NUT - (MS21042-3)	1	
52	401-266	BOLT - (AN3-5A)	2	
53	494-066	WASHER	2	
54	406-551	NUT	2	
55	400-440	BOLT - (AN3-6A)	2	
-55a	407-564	WASHER - (AN960-10)	2	
-55b	404-526	NUT - (MS21042-3)	2	
-55c	69498-000	PLATE	2	

- ITEM NOT ILLUSTRATED

When ordering, always specify Part Number, Description, and Serial Number of Aircraft

**THE NEW PIPER AIRCRAFT, INC.
PA-32-301 FT
AIRPLANE PARTS CATALOG**

THIS PAGE INTENTIONALLY LEFT BLANK

THE NEW PIPER AIRCRAFT, INC.
PA-32-301 FT
AIRPLANE PARTS CATALOG

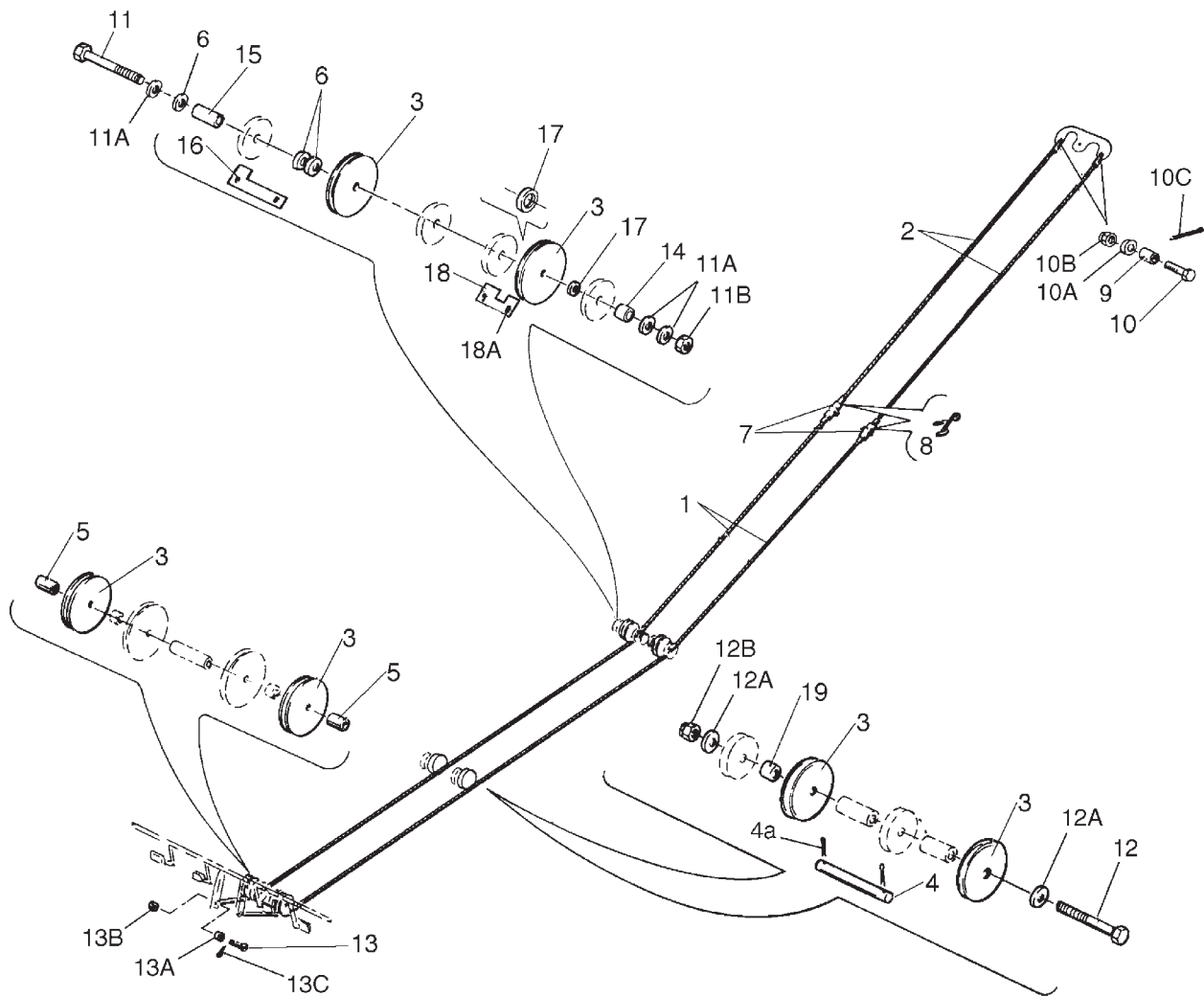


Figure 59. Rudder Control Installation

Revised: June 10, 2004

THE NEW PIPER AIRCRAFT, INC.
PA-32-301 FT
AIRPLANE PARTS CATALOG

Figure and Index Number	Part Number	Nomenclature	No. Req.	Serial Numbers Affected
59	38542 (AM)	DRAWING - Control System Installation		
1	62701-037	CABLE ASSY - Rudder control, forward	2	
2	62701-008	CABLE ASSY - Rudder control, aft	2	
3	41001-010	PULLEY - Rudder control	6	
4	62710-003	PIN - Pulley guard	RF	
4a	424-051	PIN - Cotter (MS24665-132)	RF	
5	62743-004	SPACER - Rudder control	2	
6	407-566	WASHER - (AN960-516)	3	
7	489-910	TURNBUCKLE - Rudder cable (MS21251-B5S)	2	
8	554-979	CLIP - Rudder cable (MS21256-1)	4	
9	63900-031	BUSHING	2	
10	400-674	BOLT - (AN23-12)	2	
10a	407-564	WASHER - (AN960-10)	2	
10b	404-392	NUT - (AN320-3)	2	
10c	424-051	COTTER PIN - (MS24665-132)	2	
11	401-387	BOLT - (AN5-70A)	1	
11a	407-566	WASHER - (AN960-516)	3	
11b	404-889	NUT - (MS20365-524C)	1	
12	401-378	BOLT - (AN5-53A)	1	
12a	407-566	WASHER - (AN960-516)	3	
12b	404-889	NUT - (MS20365-524C)	1	
13	400-673	BOLT - (AN23-11)	2	
13a	407-564	WASHER - (AN960-10)	2	
13b	404-392	NUT - (AN320-3)	2	
13c	424-051	COTTER PIN - (MS24665-132)	2	
14	62743-009	SPACER - Control pulleys	1	
15	62743-008	SPACER - Control pulleys	1	
16	99429-000	FAIRLEAD - Controls, left	1	
17	407-567	WASHER - (AN960-616)	2	
18	99430-000	FAIRLEAD - Control, right	1	
18a	415-535	SCREW - (MS35206-245)	4	
19	62743-003	SPACER - Control pulleys	RF	

- ITEM NOT ILLUSTRATED

When ordering, always specify Part Number, Description, and Serial Number of Aircraft

Revised: June 10, 2004

THE NEW PIPER AIRCRAFT, INC.
PA-32-301 FT
AIRPLANE PARTS CATALOG

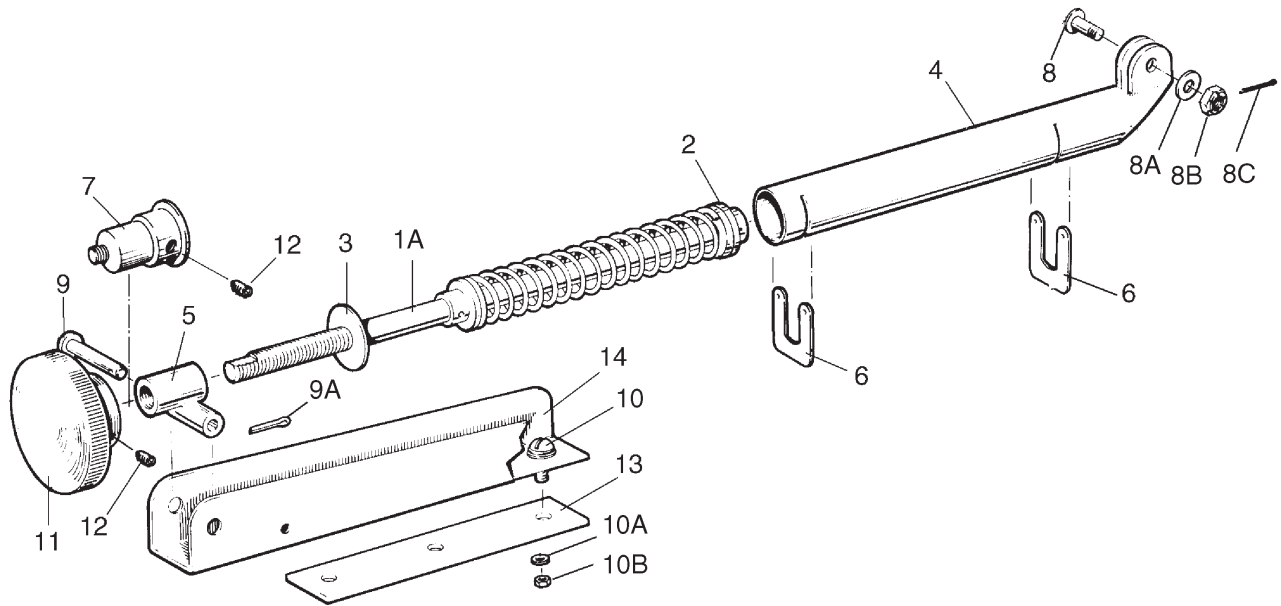


Figure 60. Rudder Trim Mechanism Installation

THE NEW PIPER AIRCRAFT, INC.
PA-32-301 FT
AIRPLANE PARTS CATALOG

Figure and Index Number	Part Number	Nomenclature	No. Req.	Serial Numbers Affected
60	38542 (AM)	DRAWING - Control System Installation		
	69371 (B)	DRAWING - Rudder Trim Mechanism Installation		
-1	62828-002	TRIM ASSY - Rudder Trim	1	
1a	62829-005	* SHAFT ASSY - Rudder trim	1	
2	67026-016	* * BUSHING	2	
3	62833-126	* * WASHER	1	
4	66530-000	* HOUSING - Rudder trim	1	
5	62831-000	* WELD ASSY - Rudder trim	1	
6	62832-000	* CLIP - Rudder trim	2	
7	69349-000	EXTENSION - Rudder trim shaft	1	
8	400-672	BOLT - (AN23-10)	1	
8a	404-392	NUT - (AN320-3)	1	
8b	407-584	WASHER - (AN960-10L)	1	
8c	424-051	COTTER PIN - (MS24665-132)	1	
9	424-185	PIN - Flat head (MS20392-2-33)	1	
9a	424-051	COTTER PIN - (MS24665-132)	1	
10	415-535	SCREW - (MS35206-245)	3	
10a	407-583	WASHER - (AN960-8L)	7	
10b	404-833	NUT - (MS20364-832C)	1	
11	62838-000	KNOB	1	
12	419-967	SCREW - Set (MS51964-132)	2	
13	62836-000	PLATE - Rudder trim	1	
14	62837-002	CHANNEL ASSY - Rudder trim	1	

- ITEM NOT ILLUSTRATED

When ordering, always specify Part Number, Description, and Serial Number of Aircraft

Revised: June 10, 2004

THE NEW PIPER AIRCRAFT, INC.
PA-32-301 FT
AIRPLANE PARTS CATALOG

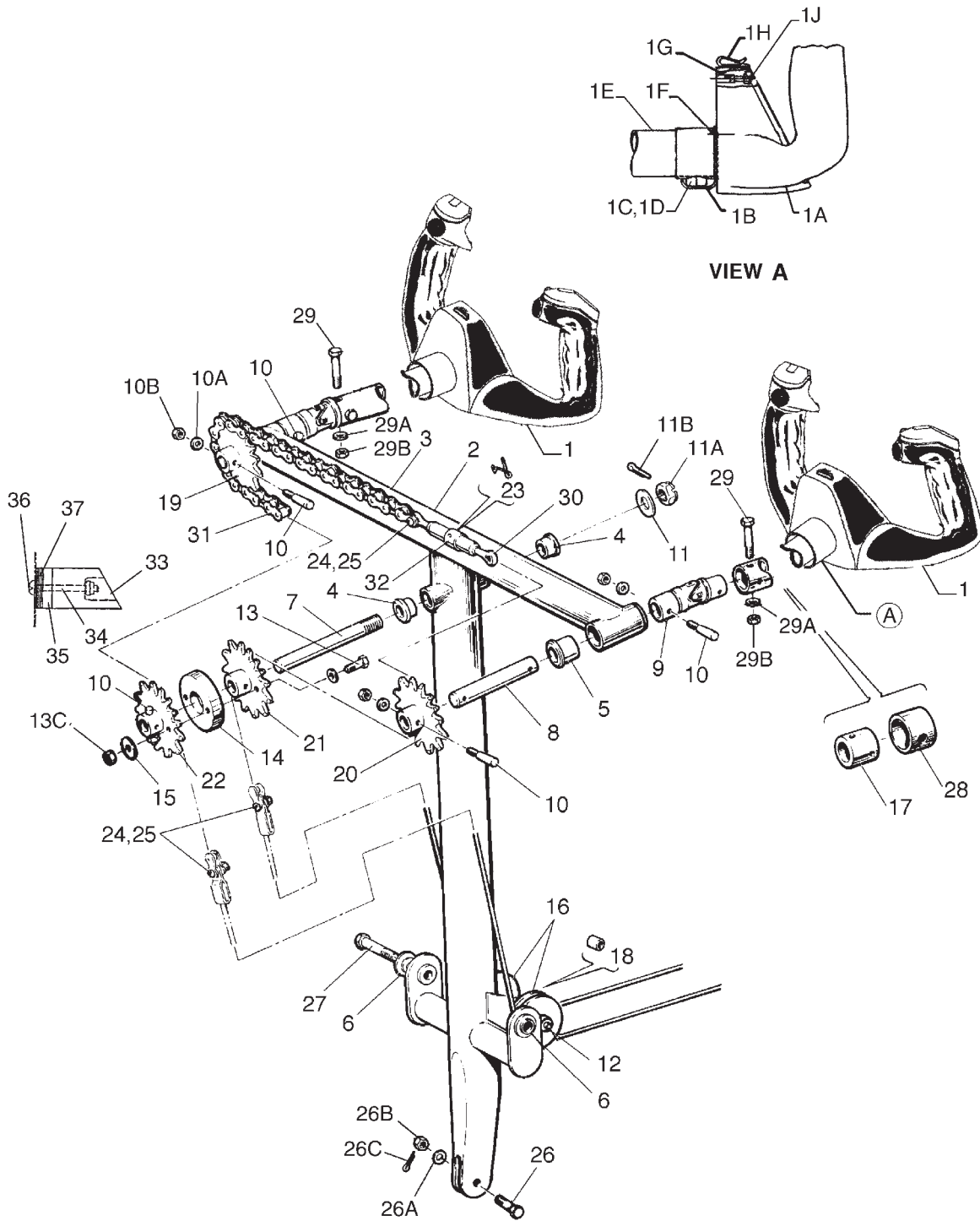


Figure 61. Control Wheel Installation

THE NEW PIPER AIRCRAFT, INC.
PA-32-301 FT
AIRPLANE PARTS CATALOG

Figure and Index Number	Part Number	Nomenclature	No. Req.	Serial Numbers Affected
61	38542 (AM)	DRAWING - Control System Installation		
1	100572-003	CONTROL WHEEL ASSY	2	
1a	599-608	* CONTROL WHEEL - (5299-003)	1	
1b	104687-002	* CLIP (Reference Service Bulletin 1139 - latest revision SN 3232001-013)	1	
1c	410-047	* SCREW - (MS24694-S60)	1	
1d	101105-002	* SPACER	1	
1e	100571-003	* TUBE ASSY	1	
1f	416-390	* SCREW - (MS24693-S40) (Reference Service Bulletin 1139 - latest revision SN 3232001-013)	2	
1g	520-025	* SCREW - (MS16997-22)	2	
1h	654-212	* CLIP - (LP-7000)	1	
1j	474-364	* MEDALLION - (5357-001)	1	
2	62019-004	CONTROL COLUMN ASSY	1	
3	62703-034	* TEE BAR ASSY - Control column	1	
4	452-372	** BEARING	2	
5	452-389	* BEARING	4	
6	452-388	* BEARING	2	
7	69077-000	* SHAFT - Control column, center	1	
8	62716-007	* SHAFT - Control column	2	
9	62834-002	* UNIVERSAL JOINT - Control column	2	
10	480-730	* PIN - (AN386-1-6A)	5	
10a	494-093	* WASHER - (AN975-3)	5	
10b	404-835	* NUT - (MS20364-1032C)	5	
11	407-568	* WASHER - (AN960-716)	1	
11a	404-104	* NUT - (AN310-7)	1	
11b	424-060	* COTTER PIN - (MS24665-285)	1	
12	401-333	* BOLT - (AN4-35A)	1	
-12a	407-565	* WASHER - (AN960-416)	4	
-12b	404-888	* NUT - (MS20365-428C)	1	
13	401-269	* BOLT - (AN3-10A)	2	
-13a	407-564	* WASHER - (AN960-10)	2	
-13b	407-584	* WASHER - (AN960-10L)	2	
13c	404-526	* NUT - (MS21042-3)	2	
14	62782-000	* SPACER - Control column	1	
15	62784-000	* WASHER - Control column	2	
16	481-651	* PULLEY - Control column (MS20220-1)	2	
17	553-778	* BUSHING - Tee bar	2	
18	62712-004	* BUSHING - Control column pulley .	2	
19	62845-002	* SPROCKET - Control column, right	1	
20	62839-000	* SPROCKET ASSY - Control column, left	1	
21	62778-000	* SPROCKET - Control column, center rear	1	
22	63404-000	* SPROCKET - Control column, center rear	1	
23	554-979	CLIP - Turnbuckle (MS21256-1)	2	
24	82732-076	BUSHING - Control chain	4	
25	400-653	BOLT - (AN21-9)	4	
-25a	404-391	NUT - (AN320-1)	4	
-25b	424-041	COTTER PIN - (MS24665-5)	4	
-25c	407-562	WASHER - (AN960-6)	2	
26	400-056	BOLT - (AN3-11)	1	
26a	407-564	WASHER - (AN960-10)	1	
26b	404-392	NUT - (AN320-3)	1	
26c	424-051	COTTER PIN - (MS24665-132)	1	
27	401-310	BOLT - (AN4-10A)	2	

- ITEM NOT ILLUSTRATED

When ordering, always specify Part Number, Description, and Serial Number of Aircraft

Revised: June 10, 2004

**THE NEW PIPER AIRCRAFT, INC.
PA-32-301 FT
AIRPLANE PARTS CATALOG**

Figure and Index Number	Part Number	Nomenclature	No. Req.	Serial Numbers Affected
61-				
-27a	62833-085	WASHER - (O.D. 1.50")	2	
-27b	62833-086	WASHER - (O.D. 0.75")	2	
-27c	404-888	NUT - (MS20365-428C)	2	
28	67193-005	STOP - Tee bar, left	1	
29	66546-000	BOLT - Special	4	
29a	407-584	WASHER - (AN960-10L)	4	
29b	404-835	NUT - (MS20364-1032C)	4	
30	62840-002	EYE BOLT - Turnbuckle, left	1	
-30a	62840-003	EYE BOLT - Turnbuckle, right	1	
31	62858-005	CHAIN - Control	2	
32	489-910	BARREL - Turnbuckle (MS21251-B5S)	1	
33	63927-000	BUMPER - Tee Bar	1	
34	63900-064	BUSHING	1	
35	68699-000	SPACER	A/R	
36	417-785	SCREW - (AN520-10R28)	1	
-36a	407-564	WASHER - (AN960-10)	3	
-36b	404-526	NUT - (MS21042-3)	1	
37	62833-023	WASHER	A/R	

- ITEM NOT ILLUSTRATED

When ordering, always specify Part Number, Description, and Serial Number of Aircraft

Revised: June 10, 2004

1J16

**THE NEW PIPER AIRCRAFT, INC.
PA-32-301 FT
AIRPLANE PARTS CATALOG**

THIS PAGE INTENTIONALLY LEFT BLANK

THE NEW PIPER AIRCRAFT, INC.
PA-32-301 FT
AIRPLANE PARTS CATALOG

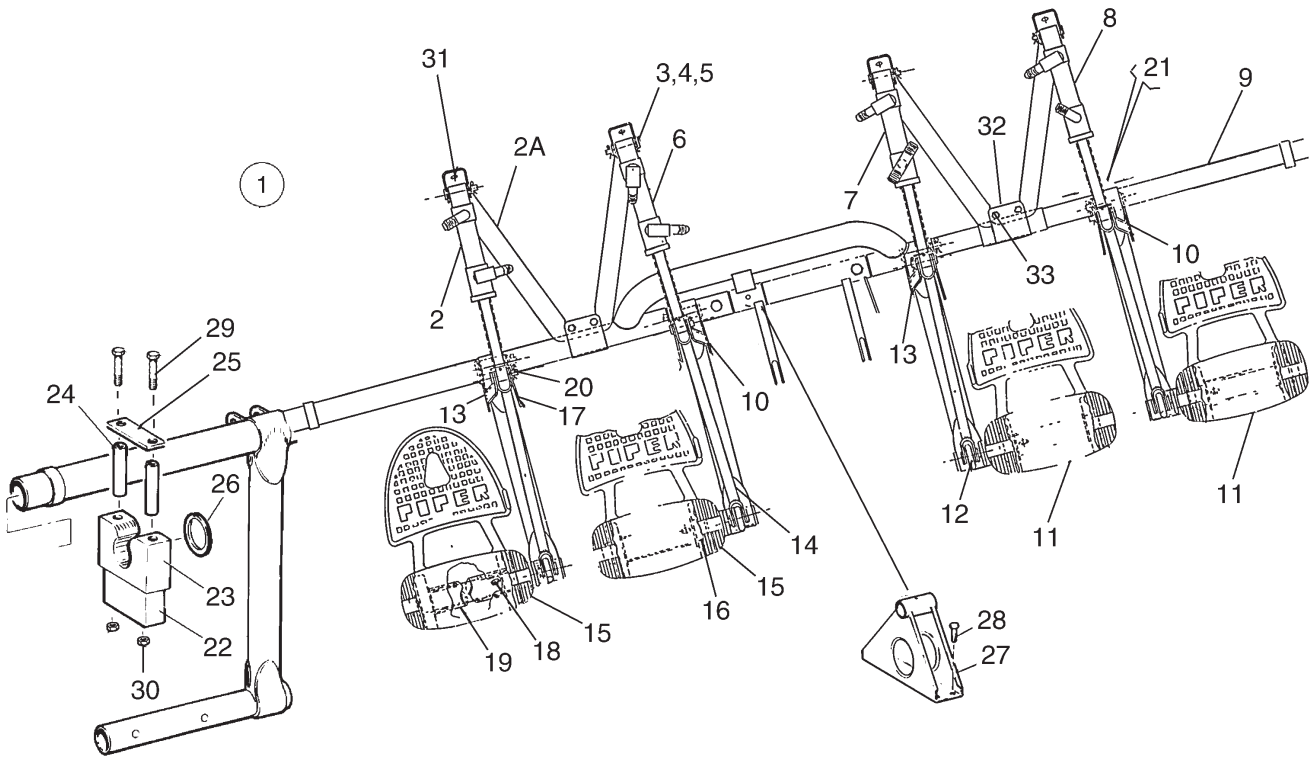


Figure 62. Rudder Pedal Installation

THE NEW PIPER AIRCRAFT, INC.
PA-32-301 FT
AIRPLANE PARTS CATALOG

Figure and Index Number	Part Number	Nomenclature	No. Req.	Serial Numbers Affected
62	38542 (AM)	DRAWING - Control System Installation		
1	63473-006	CYLINDER ASSY -Dual Toe Brake	1	
2	63481-005	* FITTING ASSY	1	
2a	63464-005	* BRACE ASSY	1	
3	424-184	* PIN (MS20392-2C31)	4	
4	690-612	* WASHER (NAS1149F0363P)	4	
5	424-051	* COTTER PIN (MS24665-132)	4	
6	63481-009	* FITTING ASSY	1	
7	63481-003	* FITTING ASSY	1	
8	63481-002	* FITTING ASSY	1	
9	63459-018	* PEDAL ASSY	1	
10	63469-001	* ARM	2	
11	63485-001	* PEDAL ASSY	2	
12	424-175	* PIN (MS20392-2C13)	4	
-12a	407-584	* WASHER - (AN960-10L)	4	
-12b	424-051	* COTTER PIN (MS24665-132)	4	
13	63469-000	* ARM	2	
14	79430-000	* CLEVIS ASSY	4	
15	63485-000	* PEDAL ASSY	2	
16	453-714	* BEARING	8	
17	63470-000	* ARM	4	
18	400-443	* BOLT - (AN3-12A)	4	
-18a	407-564	* WASHER (AN960-10)	4	
-18b	404-526	* NUT - (MS21042-3)	4	
19	63478-000	* SPACER	4	
20	424-181	* PIN - (MS20392-2C25)	4	
-20a	407-564	* WASHER - (AN960-10)	4	
-20b	424-051	* COTTER PIN - (MS24665-132)	4	
21	424-189	* PIN - (MS20392-2C39)	4	
-21a	690-612	* WASHER - (NAS1149F0363P)	4	
-21b	424-051	* COTTER PIN - (MS24665-132)	4	
22	63456-000	BLOCK - Rudder bar support, bottom	2	
23	65050-000	BLOCK - Rudder bar support, top	2	
24	65003-003	BUSHING - Rudder bar support	4	
25	63455-000	PLATE - Rudder bar support	6	
26	62833-017	WASHER - Rudder bar support	2	
27	63451-000	SUPPORT ASSY - Rudder bar	1	
28	400-438	BOLT - (AN3-4A)	4	
29	400-456	BOLT - (AN3-31A)	4	
30	404-526	NUT - (MS21042-3)	4	
31	401-307	BOLT - (AN4-4A)	4	
-31a	407-565	WASHER - (AN960-416)	4	
-31b	404-888	NUT - (MS20365-428C)	4	
32	63468-000	BRACKET	2	
33	400-444	BOLT - (AN3-13A)	4	
-33a	407-564	WASHER - (AN960-10)	4	
-33b	404-526	NUT - (MS21042-3)	4	

- ITEM NOT ILLUSTRATED

When ordering, always specify Part Number, Description, and Serial Number of Aircraft

Revised: June 10, 2004

**THE NEW PIPER AIRCRAFT, INC.
PA-32-301 FT
AIRPLANE PARTS CATALOG**

**GRIDS 1J20 THRU 1J24
INTENTIONALLY BLANK**

**THE NEW PIPER AIRCRAFT, INC.
PA-32-301 FT
AIRPLANE PARTS CATALOG**

**SECTION X
ENVIRONMENTAL GROUP**

Revised: June 10, 2004

THE NEW PIPER AIRCRAFT, INC.
PA-32-301 FT
AIRPLANE PARTS CATALOG

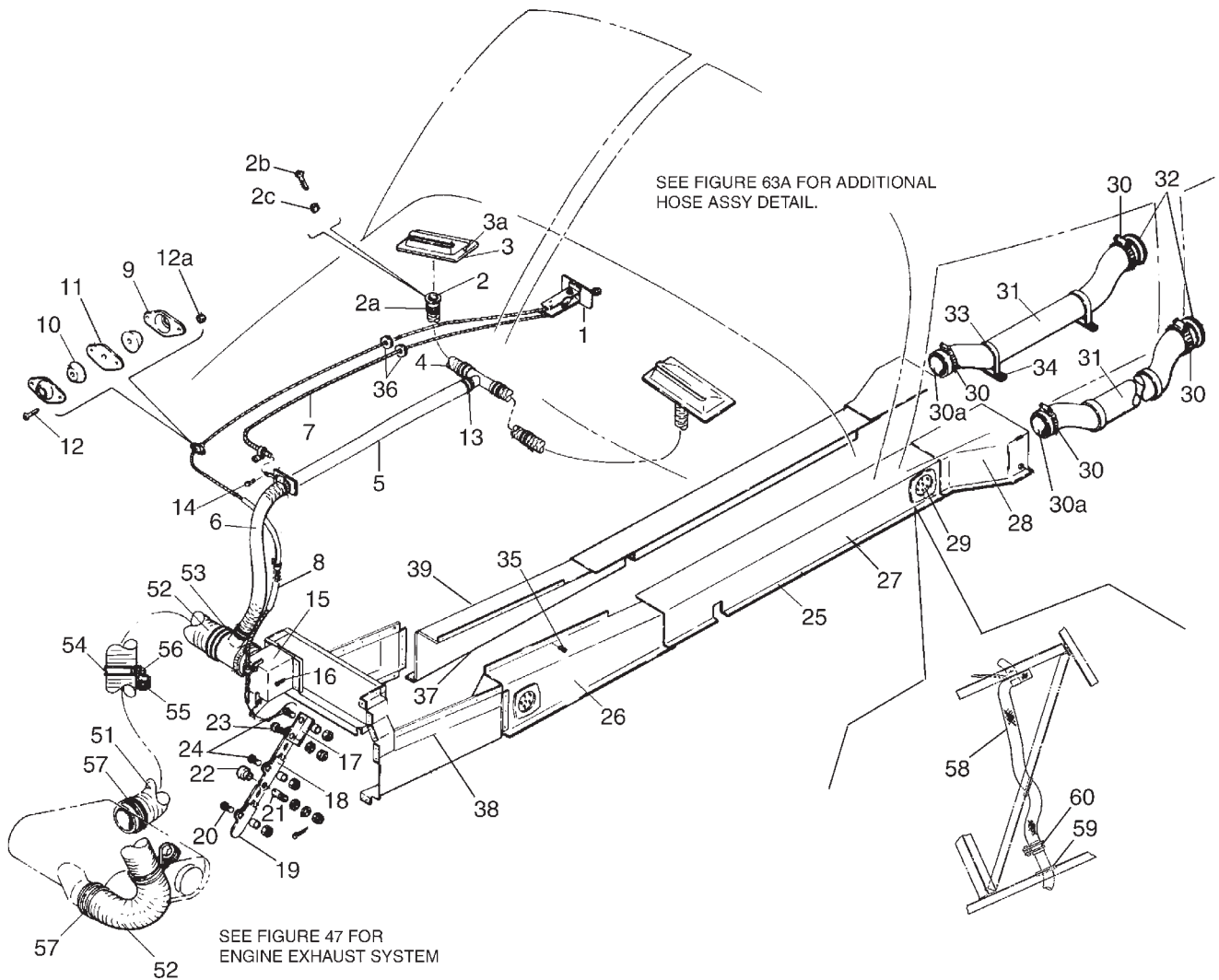


Figure 63. Cabin Heat and Defroster System

THE NEW PIPER AIRCRAFT, INC.
PA-32-301 FT
AIRPLANE PARTS CATALOG

Figure and Index Number	Part Number	Nomenclature	No. Req.	Serial Numbers Affected
63	38006 (AY)	DRAWING - Cabin Heat and Defroster System Installation		
	104756 (B)	DRAWING - Cabin Heat and Defroster System Installation		
	99978 (B)	DRAWING - Cabin Air Pressure Tube Installation		
1	79863-003	CONTROL ASSY - Defroster air	1	
2	68908-000	OUTLET - Defroster air (Use only (1) for SN's 3232014 and up)	2	
2a	554-839	CLAMP -(SAE TY A-1 1/2)	2	
2b	419-648	SCREW - (6x3/8 type "B" truss rec. hd)	4	
2c	406-394	NUT - (C13900-014-4) (Use only (1) for SN's 3232014 and up)	2	
3	65318-000	OUTLET - Defroster air	2	3232001 thru 3232013
3	101780-002	OUTLET - Defroster air	1	3232014 and up
3a	415-518	SCREW- (MS35206-228)	2	
-3b	404-528	NUT - (MS21042-6)	2	
-3c	690-640	WASHER - (NAS1149FN632P)	2	
4	63633-030	HOSE - Defroster air	1	
5	63633-066	HOSE - Defroster air	1	
6	63633-212	HOSE - Defroster air	1	3232001 thru 3232013
6	63633-213	HOSE - Defroster air	1	3232014 and up
7	554-375	CABLE - Defroster	1	
8	554-050	CABLE - Cabin heat	1	
9	66789-000	PLATE - Control cable, heat	2	
10	68770-014	GROMMET - Control cable, heat	2	
11	22105-003	GASKET - Control cable, heat	1	
12	415-535	SCREW- (MS35206-245)	2	
12a	404-529	NUT - (MS21042-08)	2	
13	654-160	CLAMP - Defroster air	4	
14	68904-000	BOLT - Defroster valve control	1	
-14a	690-611	WASHER - (NAS1149F0463P)	1	
-14b	404-530	NUT - (MS21042-4)	1	
15	68024-000	BOX ASSY - Cabin heat	1	
16	415-544	SCREW- (MS35206-244)	6	
-16a	69486-002	ANGLE - Spring Attach	1	
-16b	69486-003	ANGLE - Spring Attach	1	
-16c	415-499	SCREW - (MS35206-243)	8	
17	68918-000	LINK - Cabin heat box	1	
18	36558-002	LINK - Cabin heat box	1	
19	36558-005	LINK - Cabin heat box	1	
20	415-518	SCREW - (MS35206-228)	1	
-20a	95061-141	SPACER	1	
-20b	404-528	NUT - (MS21042-6)	1	
21	70371-003	STUD - Cable attachment	1	
22	70371-002	SWIVEL - Cable attachment	1	
-22a	690-612	WASHER - Cable attachment (NAS1149F0363P)	1	
-22b	404-392	NUT - (AN320-3)	1	
-22c	424-051	COTTER PIN - (MS24665-132)	1	
-22d	690-613	WASHER - (NAS1149F0432)	1	
23	415-518	SCREW- (MS35206-228)	1	
-23a	404-528	NUT - (MS21042-6)	1	
-23b	690-640	WASHER - (NAS1149FN632P)	1	
24	415-520	SCREW- (MS35206-230)	2	
-24a	95061-141	SPACER	2	
-24b	404-528	NUT - (MS21042-6)	2	
25	68923-010	DUCT ASSY - Cabin heat, left	1	

- ITEM NOT ILLUSTRATED

When ordering, always specify Part Number, Description, and Serial Number of Aircraft

Revised: June 10, 2004

THE NEW PIPER AIRCRAFT, INC.
PA-32-301 FT
AIRPLANE PARTS CATALOG

Figure and Index Number	Part Number	Nomenclature	No. Req.	Serial Numbers Affected
63-				
-25a	68923-011	DUCT ASSY - Cabin heat, right	1	
26	68923-002	* DUCT - Cabin heat, left	1	
-26a	68923-003	* DUCT - Cabin heat, right	1	
27	68923-004	* DUCT - Cabin heat, left	1	
-27a	68923-005	* DUCT - Cabin heat, right	1	
28	68923-006	* DUCT - Cabin heat, left	1	
-28a	68923-007	* DUCT - Cabin heat, right	1	
29	69098-002	* DEFLECTOR (1 Used on left and right)	1	
30	454-944	CLAMP	4	
30a	68921-000	TUBE	2	
31	63633-019	HOSE - Air duct	2	
32	69285-000	TUBE - Cabin heat	2	
33	544-827	CLAMP - (MS21919WH34)	4	
34	415-380	SCREW - (MS51958-64)	4	
-34a	404-526	NUT - (MS21042-3)	4	
-34b	404-263	NUT - (AN315D3R)	4	
35	520-045	SCREW - (MS51861-34)	48	
36	434-126	GROMMET - (MS35489-4)	2	
37	68922-000	DUCT ASSY	2	
38	68927-000	COVER - left	1	
39	68927-001	COVER - right	1	
-40	454-887	CLAMP	1	
-41	554-885	CLAMP	1	
-42	411-530	SCREW - (MS35207-261)	1	
-43	419-474	SCREW - (MS51861-12)	18	
-44	454-933	CLAMP - Cabin heat cable, manifold pressure	1	
-45	454-862	CLAMP - Cabin heat cable, oil cooler	1	
-46	454-928	CLAMP - Cabin heat cable	5	
-47	415-550	SCREW - (MS35206-260)	4	
-49	95061-025	SPACER	1	
-50	411-534	SCREW - (MS35207-265)	1	
51	63633-006	HOSE - Cabin heat	RF	
52	63633-033	HOSE - Cabin heat	RF	
53	554-772	CLAMP - (SAE TY A-3)	RF	
54	554-859	CLAMP - (MS21919WH48)	RF	
55	454-868	CLAMP	1	
56	411-532	SCREW - (MS35207-263)	RF	
-56a	690-609	WASHER - (NAS1149F0332P)	RF	
-56b	404-526	NUT - (MS21042-3)	RF	
57	554-772	CLAMP - (SAE TY A-3)	RF	
58	63633-020	HOSE	1	
59	63976-020	GROMMET	1	
60	554-793	CLAMP	1	

- ITEM NOT ILLUSTRATED

When ordering, always specify Part Number, Description, and Serial Number of Aircraft

**THE NEW PIPER AIRCRAFT, INC.
PA-32-301 FT
AIRPLANE PARTS CATALOG**

THIS PAGE INTENTIONALLY LEFT BLANK

THE NEW PIPER AIRCRAFT, INC.
PA-32-301 FT
AIRPLANE PARTS CATALOG

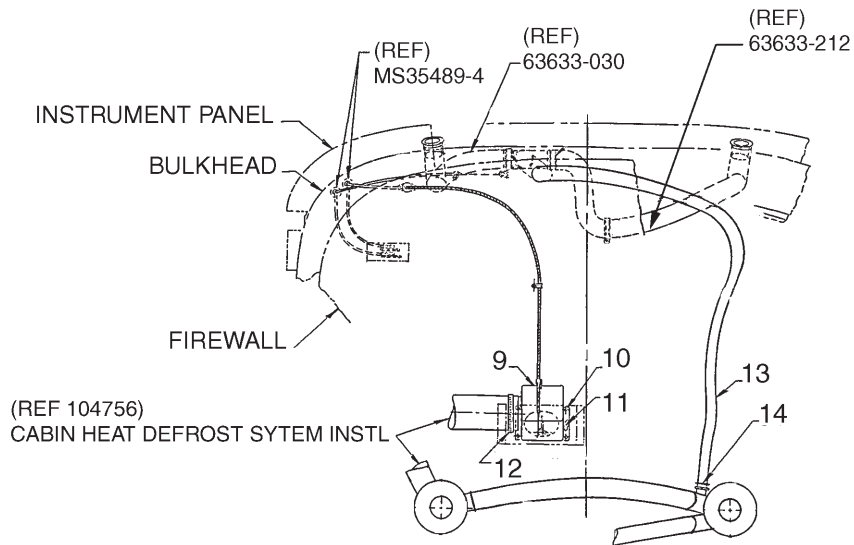
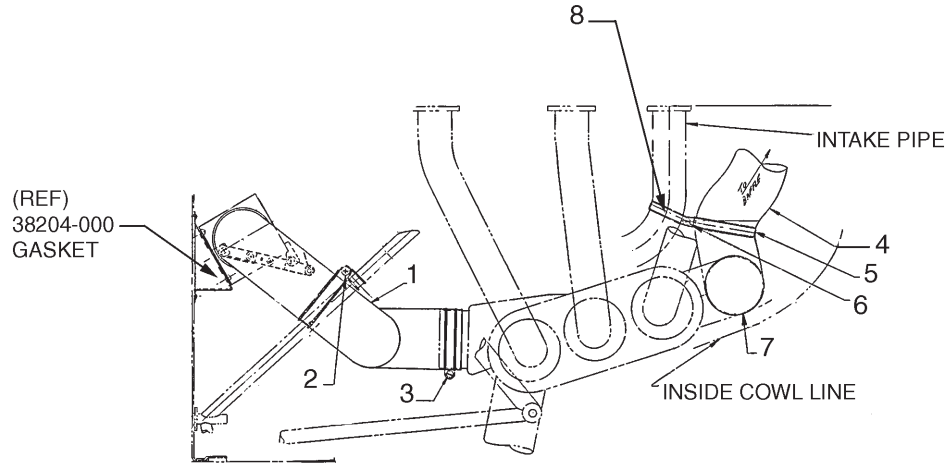


Figure 63A. Cabin Heat and Defroster System

THE NEW PIPER AIRCRAFT, INC.
PA-32-301 FT
AIRPLANE PARTS CATALOG

Figure and Index Number	Part Number	Nomenclature	No. Req.	Serial Numbers Affected
63A	38006 (AY)	DRAWING - Cabin Heat and Defrost System		
1	63633-158	HOSE	1	
2	554-859	CLAMP - (MS21919H48)	1	
-2a	454-868	CLAMP	1	
-2b	411-532	SCREW - (MS35207-263)	1	
-2c	404-526	NUT - (MS21042-3)	1	
3	554-772	CLAMP - (SAE TY A-3)	1	
4	63633-161	HOSE	1	
5	554-859	CLAMP - (MS21919WH48)	1	
6	411-533	SCREW - (MS35207-264)	1	
-6a	690-609	WASHER - (NAS1149F0332P)	1	
-6b	404-526	NUT - (MS21042-3)	1	
7	554-772	CLAMP - (SAE TY A-3)	2	
8	554-710	CLAMP	1	
9	68919-000	BOX ASSY	1	
10	415-532	SCREW - (MS35206-242)	4	
11	38204-003	GASKET	1	
12	654-001	CLAMP	1	
13	63633-204	HOSE	1	
14	554-896	CLAMP - (SAE TY A 1 1/2)	1	

- ITEM NOT ILLUSTRATED

When ordering, always specify Part Number, Description, and Serial Number of Aircraft

Revised: June 10, 2004

THE NEW PIPER AIRCRAFT, INC.
PA-32-301 FT
AIRPLANE PARTS CATALOG

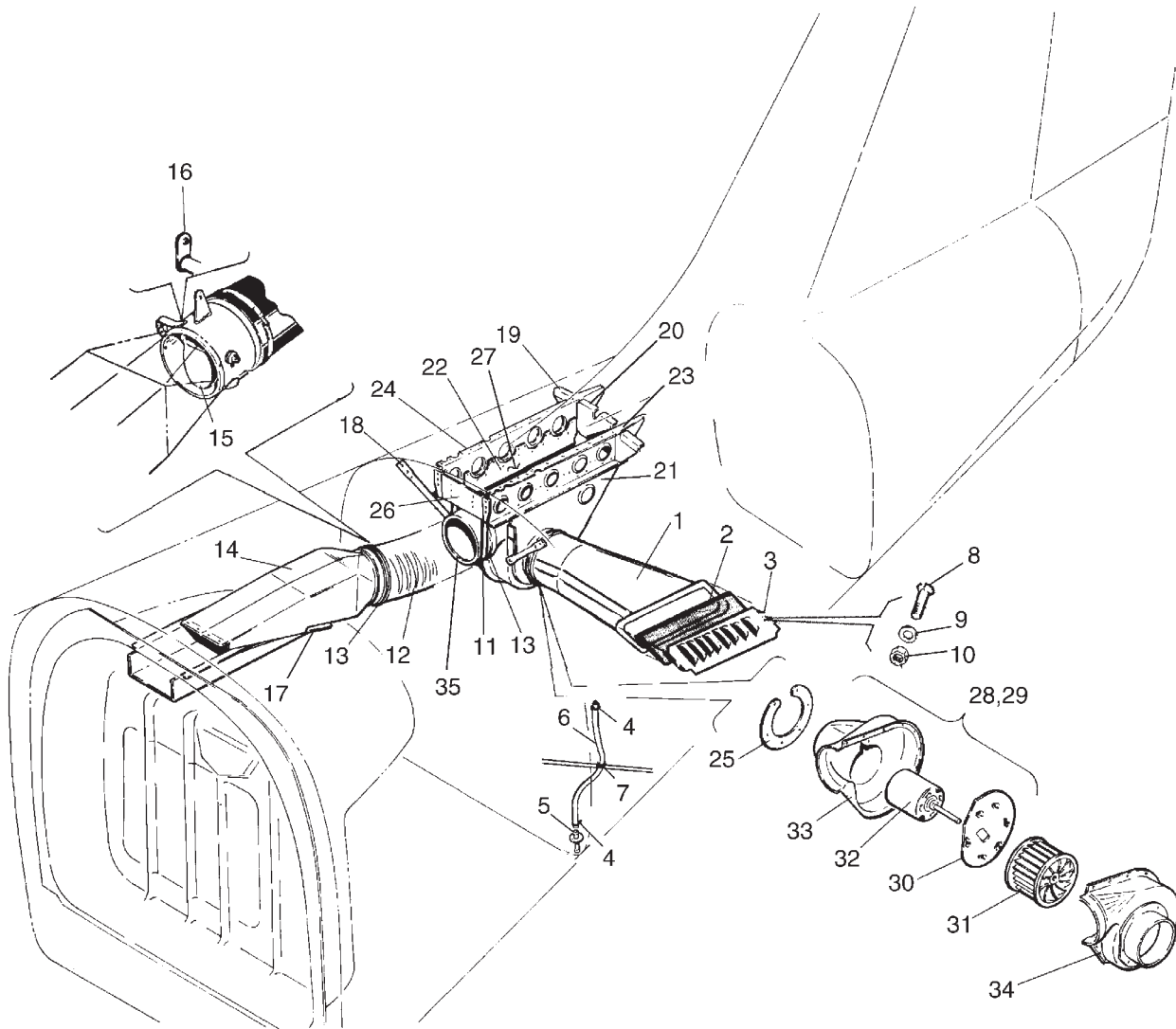


Figure 64. Aft Ram Air and Blower Ventilation Installation

THE NEW PIPER AIRCRAFT, INC.
PA-32-301 FT
AIRPLANE PARTS CATALOG

Figure and Index Number	Part Number	Nomenclature	No. Req.	Serial Numbers Affected
64	36983 (AO)	DRAWING - Ram Air and Blower Ventilation Installation		
1	36615-005	DUCT ASSY - Air vent	1	
2	36616-003	* FILTER - Air vent	1	
3	36612-002	LOUVER - Air vent	1	
4	554-861	CLAMP - (SAE-TY F-4)	2	
5	79290-000	TUBE ASSY - Drain	1	
6	63904-112	HOSE - Drain	1	
7	454-930	CLAMP	1	
-7a	411-532	SCREW - (MS35207-263)	1	
-7b	406-636	NUT - (KAY H10-3)	1	
8	415-518	SCREW - (MS35206-228)	8	
9	690-639	WASHER - (NAS1149FN616P)	8	
10	404-528	NUT - (MS21042-06)	8	
11	79292-000	STRAP - Fresh air hose support	1	
12	63633-184	HOSE	1	
-12a	63633-148	HOSE - Blower (optional)	1	
13	554-640	CLAMP	2	
14	69885-000	FLAPPER VALVE ASSY	1	
15	69885-003	* FLAPPER ASSY	1	
16	69885-002	* WELD ASSY - Shaft	1	
17	35497-000	DUCT INTERCONNECT	1	
-17a	415-519	SCREW - (MS35206-229)	1	
18	79303-000	BRACE - Hanger - Blower (optional)	2	
19	79035-000	GUSSET ASSEMBLY - Intercostal - Blower (optional)	2	
20	79286-000	BRACKET- Intercostal, aft - Blower (optional)	1	
21	79281-000	HANGER ASSEMBLY - Blower, left - (optional)	1	
22	79282-000	HANGER ASSEMBLY - Blower, right - (optional)	1	
23	79280-000	INTERCOSTAL - Blower bracket support, left - (optional)	1	
24	79287-000	INTERCOSTAL - Blower bracket support, right (optional)	1	
25	79284-000	RETAINER- Housing - Blower (optional)	1	
26	79285-000	BRACKET - Intercostal, forward - Blower (optional)	1	
27	99813-002	DOUBLER ASSY - Blower (optional)	1	
28	79266-002	BLOWER ASSY - (optional)	1	
29	99642-004	* BLOWER ASSY	1	
30	99641-000	** PLATE ASSY	1	
31	452-935	** BLOWER - (AE424-316-1)	1	
32	761-778	** MOTOR ASSY (1482-22-1)	1	
33	37997-002	** COVER	1	
34	79264-000	* COVER ASSY	1	
35	99633-000	* DUCT - Hose Connect	1	

- ITEM NOT ILLUSTRATED

When ordering, always specify Part Number, Description, and Serial Number of Aircraft

Revised: June 10, 2004

THE NEW PIPER AIRCRAFT, INC.
PA-32-301 FT
AIRPLANE PARTS CATALOG

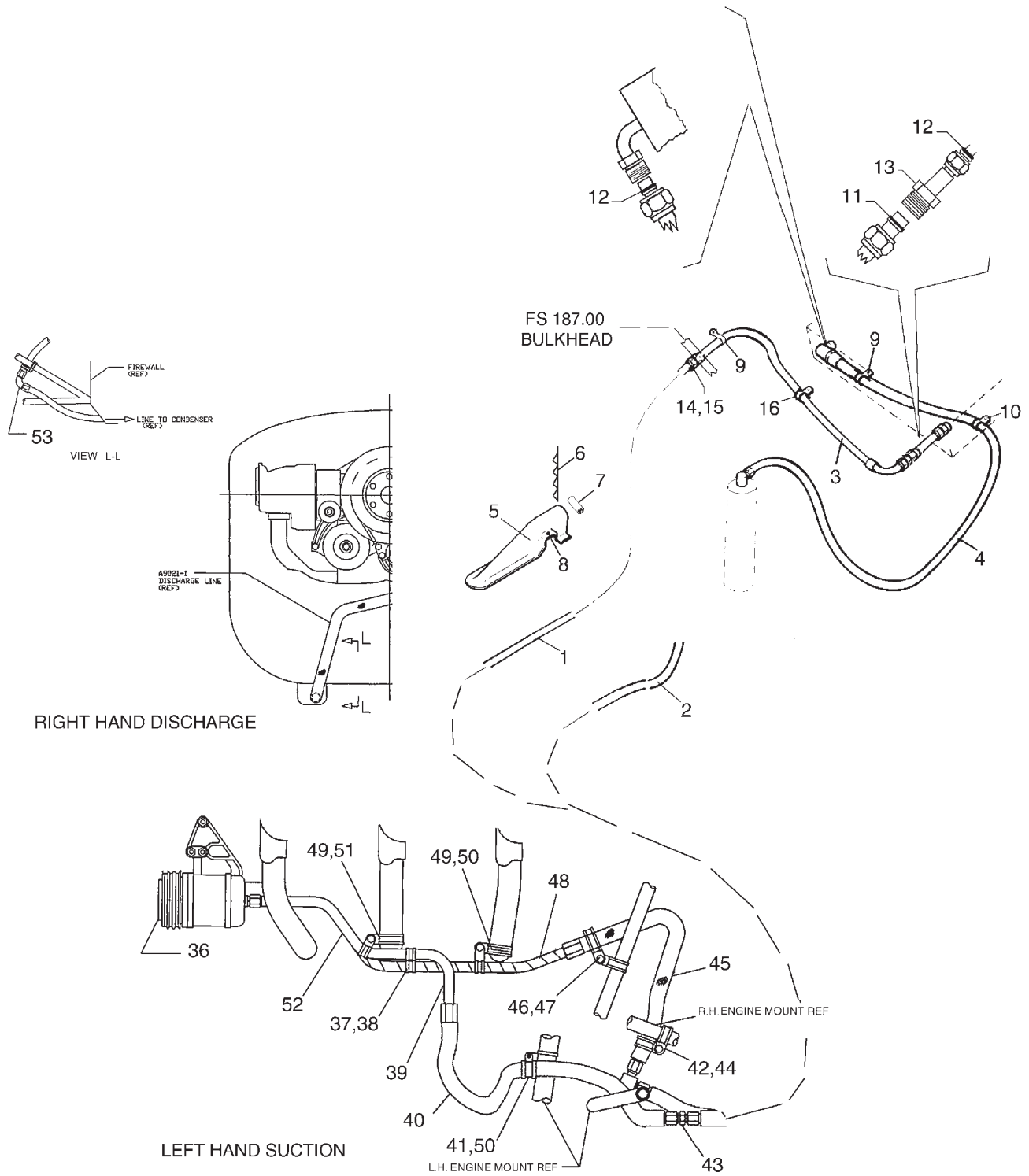


Figure 65. Air Conditioning - Fwd of Firewall, and Refrigerant Lines (Optional)

THE NEW PIPER AIRCRAFT, INC.
PA-32-301 FT
AIRPLANE PARTS CATALOG

Figure and Index Number	Part Number	Nomenclature	No. Req.	Serial Numbers Affected
65	85506 (F)	DRAWING - Air Conditioning Installation (Optional)		
	99291 (AL)	DRAWING - Air Conditioning Refrigerant Lines Installation (Optional)		
	104762 (G)	DRAWING - Air Conditioning Installation - Fwd of Firewall (Optional)		
1	63904-092	HOSE ASSY - Discharge	1	
2	63904-068	HOSE ASSY - Suction	1	
3	82466-019	HOSE ASSY - Discharge	1	
4	84266-005	HOSE ASSY - Receiver dehydrator to condenser	1	
5	99497-000	COVER - Refrigerant line	2	
6	99787-000	COVER	2	
7	453-890	SNAP BUSHING	2	
8	419-625	SCREW	4	
-8a	494-003	WASHER	4	
9	454-977	CLAMP	2	
10	454-862	CLAMP	1	
11	485-196	O-RING	1	
12	485-197	O-RING	2	
13	603-500	UNION	1	
14	561-013	FITTING	1	
-14a	584-256	REDUCER	1	
15	189-625	GROMMET	AR	
16	454-868	CLAMP	1	
-17	63976-022	GROMMET	1	
-18	63976-027	GROMMET	2	
-19	63976-052	GROMMET	1	
-20	63900-127	BUSHING	1	
-21	62543-002	FAIRING	2	
-22	404-526	NUT - (MS21042-3)	4	
-23	411-531	SCREW - (MS35207-262)	1	
-24	411-533	SCREW - (MS35207-264)	1	
-25	411-532	SCREW - (MS35207-263)	1	
-26	411-537	SCREW - (MS35207-268)	1	
-27	63900-066	SPACER	1	
-28	690-612	WASHER - (NAS1149F0363P)	1	
-29	690-609	WASHER - (NAS1149F0332P)	1	
-30	407-800	WASHER - (AN970-3)	2	
-31	408-100	WASHER - (MS35335-32)	1	
-32	63976-051	GROMMET	2	
-33	487-608	CLAMP STRAP	1	
-34	651-556	FITTING ASSY	1	
-35	411-534	SCREW - (MS35207-265)	1	
36	100821-003	AIR CONDITIONING COMPRESSOR ASSY	1	
37	455-006	CLAMP - (MS21919WH16)	1	
38	455-008	CLAMP - (MS21919WH14)	1	
39	100920-009	HEAT SHIELD	1	
40	566-334	SUCTION LINE	1	
41	454-852	CLAMP - Suction line	1	
42	454-868	CLAMP	1	
43	584-257	REDUCER	1	
44	554-775	CLAMP	1	
45	566-342	DISCHARGE LINE	1	
46	654-168	CLAMP - (MS21919WH15)	1	
47	455-004	CLAMP - (MS21919WH12)	1	
48	100920-010	HEATSHIELD - Discharge line	1	

- ITEM NOT ILLUSTRATED

When ordering, always specify Part Number, Description, and Serial Number of Aircraft

Revised: June 10, 2004

THE NEW PIPER AIRCRAFT, INC.
PA-32-301 FT
AIRPLANE PARTS CATALOG

Figure and Index Number	Part Number	Nomenclature	No. Req.	Serial Numbers Affected
65-				
49	554-845	CLAMP	2	
50	454-862	CLAMP - Suction line	2	
-50a	411-537	SCREW - (MS35207-268)	1	
-50b	690-612	WASHER - (NAS1149F0363P) (under head and nut)	2	
-50c	404-526	NUT - (MS21042-3)	1	
-50d	82695-015	BUSHING	1	
51	454-977	CLAMP	1	
52	100920-008	HEAT SHIELD	1	
53	559-068	ELBOW - Discharge line	1	
-54	690-612	WASHER - (NAS1149F0363P)	5	
-55	406-443	NUT - (NAS679A3W)	5	
-56	411-532	SCREW - (MS35207-263)	5	

- ITEM NOT ILLUSTRATED

When ordering, always specify Part Number, Description, and Serial Number of Aircraft

Revised: June 10, 2004

1K12

**THE NEW PIPER AIRCRAFT, INC.
PA-32-301 FT
AIRPLANE PARTS CATALOG**

THIS PAGE INTENTIONALLY LEFT BLANK

THE NEW PIPER AIRCRAFT, INC.
PA-32-301 FT
AIRPLANE PARTS CATALOG

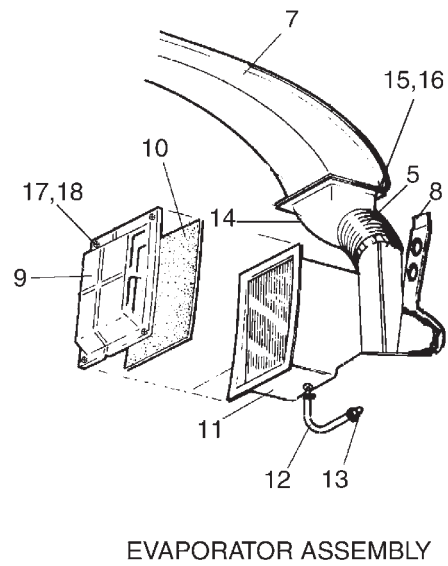
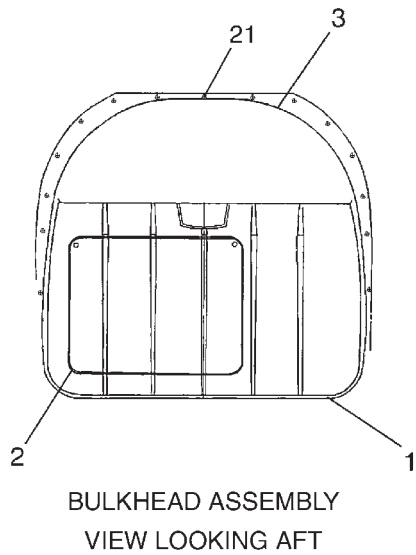
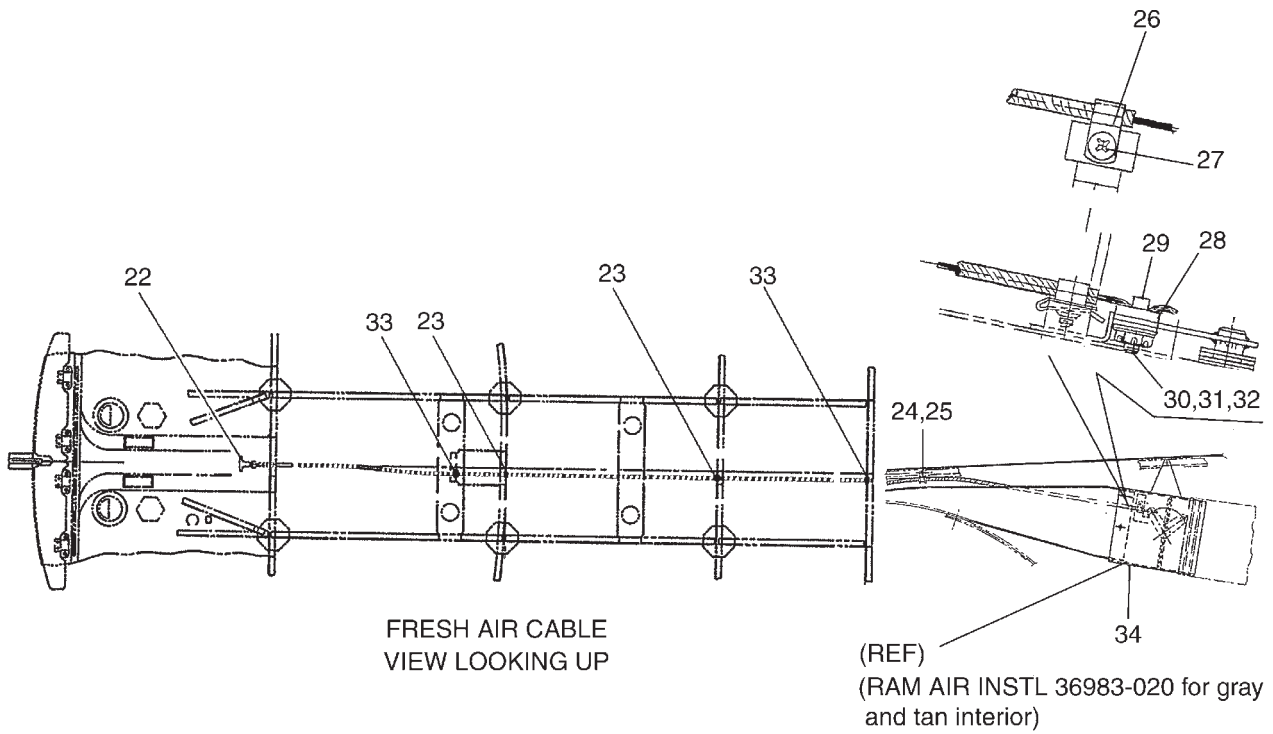


Figure 66. Fresh Air Cable, Bulkhead, and Evaporator Installation

THE NEW PIPER AIRCRAFT, INC.
PA-32-301 FT
AIRPLANE PARTS CATALOG

Figure and Index Number	Part Number	Nomenclature	No. Req.	Serial Numbers Affected
66	85506 (F) 78734 (V) 85200 (CK) 89402 (C)	DRAWING - Air Conditioning Installation (Optional) DRAWING - Bulkhead Installation (Optional) DRAWING - Interior Installation DRAWING - Fresh Air Cable Installation		
1	79849-014	BULKHEAD ASSY	1	
2	79445-005	* DOOR ASSY	1	
3	79837-011	* HATSHelf ASSY	1	
-4	79841-005	* EVAPORATOR ASSY	1	
5	63633-100	** HOSE - Air conditioning	1	
-6	66787-000	** PLACARD	1	
7	79839-003	** DUCT	1	
8	99539-000	** SUPPORT - Evaporator box	1	
9	99550-002	** COVER - Evaporator filter	1	
10	99644-000	** FILTER - Evaporator	1	
11	99640-008	** EVAPORATOR ASSY	1	
12	63913-199	** HOSE - Evaporator drain	1	
13	554-861	** CLAMP - (SAE TY F-4)	1	
14	79840-004	** DUCT ASSY - Hose connect	1	
15	416-787	** SCREW (MS3519-274)	2	
16	494-002	** WASHER	2	
17	419-713	** SCREW	4	
18	494-004	** WASHER	4	
-19	414-518	** SCREW - (MS24693-S51)	16	
-20	494-118	** WASHER	16	
21	419-626	SCREW	15	
-21a	494-003	WASHER	15	
22	653-643	CABLE ASSY (Used on premium interior installation only)	1	
22	653-698	CABLE ASSY (Used on gray and tan interior installation only)	1	
23	434-175	GROMMET - (MS35489-38)	2	
24	63900-066	BUSHING	1	
25	454-931	CLAMP	1	
-25a	411-536	SCREW - (MS35207-267)	1	
-25b	690-609	WASHER - (NAS1149F0332P)	1	
-25c	404-156	NUT - (MS21083N3)	1	
26	454-880	CLAMP	1	
27	415-535	SCREW - (MS35206-245)	1	
28	70371-002	FITTING	1	
29	70371-003	STUD	1	
30	424-051	COTTER PIN	1	
31	690-612	WASHER - (NAS1149F0363P)	1	
32	404-962	NUT - (AN320-3)	1	
33	434-129	GROMMET (MS35489-9) Sta. 184.96	2	
34	69992-002	AFT DUCT ASSY (Used on premium interior installation only)	1	

- ITEM NOT ILLUSTRATED

When ordering, always specify Part Number, Description, and Serial Number of Aircraft

Revised: June 10, 2004

THE NEW PIPER AIRCRAFT, INC.
PA-32-301 FT
AIRPLANE PARTS CATALOG

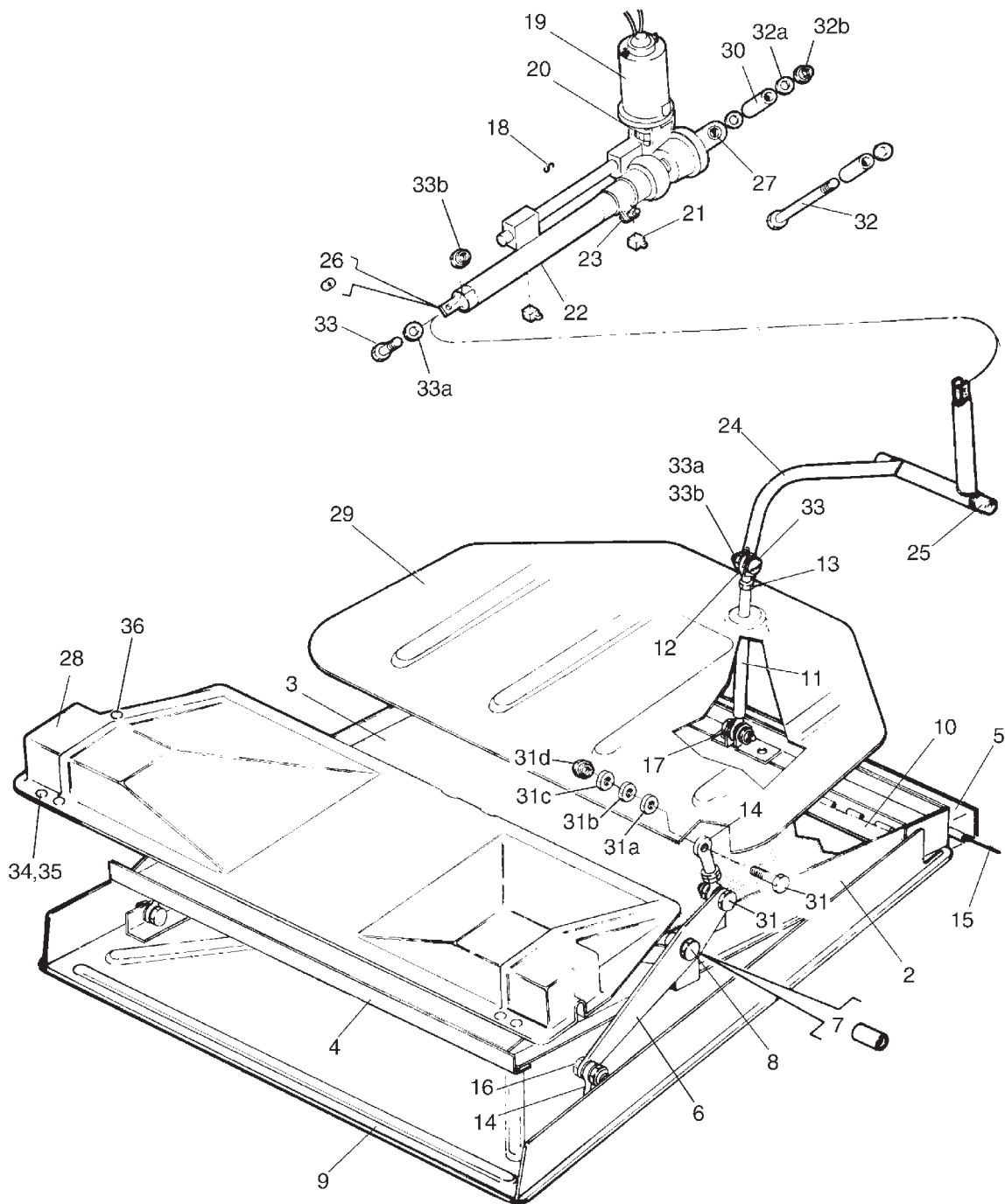


Figure 67. Air Conditioning Condenser Installation (Optional)

THE NEW PIPER AIRCRAFT, INC.
PA-32-301 FT
AIRPLANE PARTS CATALOG

Figure and Index Number	Part Number	Nomenclature	No. Req.	Serial Numbers Affected
67	85506 (F)	DRAWING - Air Conditioning Installation (Optional)		
	99855 (AE)	DRAWING - Air Conditioning Condenser Installation (Optional)		
	99549 (AA)	DRAWING - Air Conditioning Condenser Frame Installation (Optional)		
-1	99855-003	CONDENSER ASSY - Air conditioning (complete)	1	
2	99387-005	* CONDENSER ASSY	1	
3	84267-002	** CONDENSER	1	
4	99263-000	** HINGE ASSY - Condenser duct	1	
5	99275-002	** HINGE - Half	1	
6	99495-000	** BELLCRANK ASSY - Condenser door mechanism	2	
7	65003-056	** BUSHING	2	
8	401-273	** BOLT - (AN3-14A)	2	
-8a	407-584	** WASHER - (AN960-10L)	4	
-8b	404-526	** NUT - (MS21042-3))	2	
9	99275-002	** HINGE - Half	1	
10	99271-000	* DOOR ASSY - Louver	1	
11	99557-004	* PUSHROD ASSY - Condenser push	1	
12	452-558	** BEARING - Rod end	2	
13	400-224	** NUT - (AN315-3R)	1	
14	99561-000	* BEARING ASSY - Condenser door actuating	2	
15	99275-004	* PIN - Hinge	1	
16	400-861	* BOLT - (AN23-13A)	4	
-16a	407-564	* WASHER - (AN960-10)	6	
-16b	62833-101	* WASHER - (.56 O.D.)	4	
-16c	404-526	* NUT - (MS21042-3)	4	
17	401-269	* BOLT - (AN3-10A)	1	
-17a	407-564	* WASHER - (AN960-10)	5	
-17b	404-526	* NUT - (MS21042-3)	1	
18	99854-002	ACTUATOR ASSY - Condenser door	1	
19	466-401	* MOTOR ASSY - Actuator	1	
20	753-085	* UNIVERSAL ASSY	1	
21	757-718	* SWITCH - Limit	2	
22	99853-000	* TUBE ASSY - Actuator	1	
23	554-715	* CLAMP - (AN741-8P)	1	
24	99867-005	BELLCRANK ASSY - Condenser	1	
25	452-570	* BUSHING - Bronze	2	
26	452-571	BEARING	1	
27	452-561	BEARING	1	
28	99572-006	COVER ASSY - Forward	1	
29	99569-003	COVER ASSY - Aft	1	
30	65165-087	TUBE	2	
31	400-440	BOLT - (AN3-6A)	2	
31a	407-564	WASHER - (AN960-10)	2	
31b	62833-101	WASHER	2	
31c	407-584	WASHER - (AN960-10L)	1	
31d	404-526	NUT - (MS21042-3)	2	
32	401-334	BOLT- (AN4-36A)	1	
32a	407-565	WASHER - (AN960-416)	3	
32b	404-888	NUT - (MS20365-428C)	1	
33	400-861	BOLT - (AN23-13A)	2	
33a	407-564	WASHER - (AN960-10)	2	
33b	404-526	NUT - (MS21042-3)	2	
34	419-923	SCREW - 8 1/2 Type B truss (Used on fwd and aft cover assemblies)	36	

- ITEM NOT ILLUSTRATED

When ordering, always specify Part Number, Description, and Serial Number of Aircraft

Revised: June 10, 2004

THE NEW PIPER AIRCRAFT, INC.
PA-32-301 FT
AIRPLANE PARTS CATALOG

Figure and Index Number	Part Number	Nomenclature	No. Req.	Serial Numbers Affected
67-				
35	406-415	NUT - (NAS395-16-1) (Used on fwd and aft cover assemblies)	35	
36	406-418	NUT - (NAS395-18-1) (Used only on fwd cover assembly)	1	
-37	415-498	SCREW - (MS35206-245) (Used on condenser assembly 99387-005)	8	
-38	76497-006	PANEL ASSY - Condenser Frame	1	
-39	99549-015	SKIN ASSY - Condenser Frame	1	
-40	99392-000	DOUBLER - Condenser Frame	2	
-41	99549-014	SKIN ASSY - Condenser Frame	1	
-42	507-562	WASHER - (AN960-6L) - Condenser Frame	12	
-43	404-909	NUT - (MS20365-632C) - Condenser Frame	12	
-44	415-493	SCREW - (MS35206-228) - Condenser Frame	12	
-45	99615-000	COVER LOUVER - left - Condenser Frame	1	
-46	99651-001	COVER LOUVER - right - Condenser Frame	1	
-47	99549-007	SKIN ASSY - Condenser Frame	1	
-48	99549-004	SKIN ASSY - Condenser Frame	1	
-49	400-438	BOLT - (AN3-4A) - Condenser Frame	4	
-50	407-584	WASHER - (AN960-10L) - Condenser Frame	4	
-51	99626-000	SUPPORT ASSY - Condenser Frame	1	
-52	99631-000	FILTER - Condenser Frame	2	
-53	99490-000	SEAL - Condenser Frame	4	
-54	99609-000	VENT ASSY - Condenser Frame	1	
-55	22482-000	SCOOP - Condenser Frame	1	
-56	65556-004	DOUBLER - Cabin air scoop - Condenser Frame	1	
-57	99549-022	SKIN ASSY - Condenser Frame	1	
-58	99470-000	* SKIN ASSY - Condenser Frame	1	
-59	36612-002	* LOUVER - Condenser Frame	1	
-60	79290-000	TUBE ASSY - Condenser Frame	1	
-61	63904-112	HOSE - Condenser Frame	1	
-62	554-575	CLAMP - Condenser Frame	1	
-63	454-930	CLAMP - Condenser Frame	1	
-64	411-532	SCREW - (MS35207-263) - Condenser Frame	1	
-65	406-636	NUT - (KAY HID-3) - Condenser Frame	1	
-66	690-639	WASHER - (NAS1149FN616P) - Condenser Frame	8	
-67	404-528	NUT - (MS21042-6) - Condenser Frame	8	
-68	36615-009	DUCT ASSY - Condenser Frame	1	
-69	36615-005	* DUCT ASSY - Condenser Frame	1	
-70	36616-003	* * FILTER - Condenser Frame	1	
-71	36615-008	* DUCT ASSY - Condenser Frame	1	
-72	36615-006	* * DUCT HALF - Condenser Frame	1	
-73	36615-007	* * DUCT HALF - Condenser Frame	1	

- ITEM NOT ILLUSTRATED

When ordering, always specify Part Number, Description, and Serial Number of Aircraft

**THE NEW PIPER AIRCRAFT, INC.
PA-32-301 FT
AIRPLANE PARTS CATALOG**

THIS PAGE INTENTIONALLY LEFT BLANK

**THE NEW PIPER AIRCRAFT, INC.
PA-32-301 FT
AIRPLANE PARTS CATALOG**

**GRIDS 1K20 THRU 1L24
INTENTIONALLY BLANK**



AIRPLANE PARTS CATALOG



PA-32-301 FT
(SERIAL NUMBERS 3232001 AND UP)

CARD 2 OF 2

THE NEW PIPER AIRCRAFT, INC.

Courtesy of Bomar Flying Service
www.bomar.biz

Published by
Technical Publications Group
The New Piper Aircraft, Inc.
2926 Piper Drive
Vero Beach, Florida 32960
U.S.A.

© The New Piper Aircraft, Inc.
All Rights Reserved



Member of GAMA
General Aviation
Manufacturers Association

THE NEW PIPER AIRCRAFT, INC. PA-32-301 FT AIRPLANE PARTS CATALOG

AEROFICHE EXPLANATION AND REVISION STATUS

The Parts Catalog information in this set of Aerofiche cards is arranged in accordance with general specifications of Aerofiche adopted by the General Aviation Manufacturer's Association.

Conversion of Aerofiche alpha/numeric code numbers:

First number is the Aerofiche card identifier.

Letter is the horizontal line reference per card.

Second number is the vertical line reference per card.

Example: 2J16 = Aerofiche card number two of given set, Grid location J16.

REVISIONS

The information compiled in this Aerofiche Parts Catalog is kept current by revisions distributed periodically. Each revision is a complete Aerofiche card replacement and supersedes Aerofiche cards of the same number in the set.

Revisions to this PA-32-301 FT (serial numbers 3232001 and up) Parts Catalog are as follows:

<u>Aerofiche Effectivity</u>	<u>Publication Date</u>	<u>Card Effectivity</u>
AR 061003	June 10, 2003	1 and 2
OR 091003	September 10, 2003	1 and 2
PR 121003	December 10, 2003	1 and 2
PR 031004	March 10, 2004	1 and 2
PR 061004*	June 10, 2004	1 and 2

**THE NEW PIPER AIRCRAFT, INC.
PA-32-301 FT
AIRPLANE PARTS CATALOG**

THIS PAGE INTENTIONALLY LEFT BLANK

**THE NEW PIPER AIRCRAFT, INC.
PA-32-301 FT
AIRPLANE PARTS CATALOG**

INTRODUCTION

This illustrated Parts Catalog provides simple, positive identification of replacement parts for the Model PA-32-301 FT PIPER 6X (serial numbers 3232001 and up), manufactured by the The New Piper Aircraft, Inc. of Vero Beach, Florida.

NOTE: DO NOT USE THIS CATALOG FOR RIGGING AND INSTALLATION PURPOSES.

1. The catalog is divided into fourteen major sections as follows:
 - a. Section I to XII inclusive contains all replacement parts for the complete airplane. Each section is subdivided and each division includes an illustration and a parts listing.
 - b. Section XIII is the Miscellaneous Group. This group includes an illustration and parts list for the Placards and Exterior Stencils, a listing of the Optional Equipment Kits, Repair kits and Special Tools, and a listing of Miscellaneous Hardware and Consumables.

2. The following is a brief explanation of the columns in the parts lists: (Refer to EXAMPLE below).
 - a. The **FIGURE AND INDEX NUMBER** column indicates the illustration figure number and its part index number. EXAMPLE: (2-1), the 2 is the figure number and the 1 is the index number. The figure number appears only at the top of each parts list page. Index numbers preceded by a dash (-) indicate the item is not illustrated in the figure illustration.
 - b. The **PART NUMBER** column contains the identifying number of the replacement part and this number must be shown on all parts orders.
 - c. Reference information is given in parenthesis in the **NOMENCLATURE** column under the item nomenclature. Supplemental information pertaining to parts is listed at the bottom of the **NOMENCLATURE** column under **NOTES**.
 - d. The **NOMENCLATURE** column indicates the part name. This name must be shown on all parts orders.
 - e. The **NO. REQ.** column represents the total quantity of parts per assembly. When the same part appears in two or more figures, the **NO. REQ.** column shows the notation REF in all figures except the primary appearance of the part, where the number required indicates total assembly quantity of the part. For example, placards are listed throughout the manual as REF except in Figure 101 where the quantity of each placard is listed. The symbol AR listed in this column means As Required.
 - f. The **SERIAL NUMBERS AFFECTED** column indicates the part application by airplane serial number. Serial number effectivity indicated at a high level assembly will include items within the assembly unless otherwise noted.

EXAMPLE

Figure and Index Number	Part Number	NOMENCLATURE	No. Req.	SERIAL NUMBERS AFFECTED
2-1	XXXXX-XX	DOOR ASSEMBLY - Baggage compartment	X	XXXXXXXX-up
-2	XXXXX-XX	* TUBE ASSEMBLY - Baggage door latch	X	
-3	XXXXX-XX	* * CLEVIS - Door latch tube assembly	X	
-4	XXXXX-XX	* * CLIP - Door latch tube assembly	X	

In the nomenclature column, the next higher assembly relationship of items covered is shown by the degree of indentation of each item and is indicated by an asterisk (*). One asterisk signifies one indentation, two signifies two indentions, etc. The example listing above is interpreted as follows:

If the DOOR ASSEMBLY (not indented) is ordered, it will include the three items indented under the DOOR ASSEMBLY.

If the TUBE ASSEMBLY (indented one space) is ordered, it will include the two items indented under the TUBE ASSEMBLY.

If you want only a CLEVIS or CLIP, you order only that item.

Revised: June 10, 2004

THE NEW PIPER AIRCRAFT, INC.

PA-32-301 FT

AIRPLANE PARTS CATALOG

3. Piper will supply all attaching parts to its customers in any quantity. When purchasing the attaching parts such as nuts, bolts, washers, cotter pins, etc. from Piper, the customer or service center need only order the part(s) needed.
4. All items of Optional Equipment are contained in the parts list in their proper sequence and sections. These items were not marked optional, since they are fully identified by their descriptions.

HOW TO IDENTIFY A PART IF YOU KNOW WHAT IT LOOKS LIKE AND KNOW WHERE IT IS LOCATED

1. Refer to Figure 1 to determine the section number in which the part is used.
2. Refer to the Table of Contents and locate the section. Note the figure numbers that illustrate the various subgroups of this main section. Select the figure title you think might contain the part you wish to identify and proceed to the grid (page) specified. If you don't find the part on this illustration, try another figure in this group.
3. Refer to Figure and Index Number in the parts listing for description of the part.

HOW TO ORDER PARTS

When ordering parts for your Piper airplane, please observe the following instructions:

1. Place your order with your local distributor or service center.
2. Specify the model and serial number of your airplane.
3. Specify Part Number, Name, Type and Quantity Required.
4. Specify the method of shipment — freight, express, parcel post, air express, air freight or air parcel post. Where the nature of the shipment requires it or when no instructions are given, we reserve the right to ship the most suitable way.
5. Request price and delivery information prior to order placement.

GENERAL INFORMATION

1. Shortages
All orders are checked before leaving our Shipping Department. A packing slip is enclosed with the shipment. Claims for errors or shortages must be made within three days after receipt of orders.
2. Returned Goods
No material should be returned without first securing written permission. Material sent in without notice will be held at the owner's risk for thirty days and will then be disposed of as we see fit.

Transportation charges must be prepaid on returned goods or the shipment will be refused.

3. Transportation Liabilities
The New Piper Aircraft, Inc. cannot be held liable for damages to parts in transit from the factory. If a shipment is received in a damaged condition, have the delivery man or transportation company make a notation of the damage and file your claim with the carrier. In case of concealed damage, do not attempt to remove the part from the shipping container, or try to repair the damage, call the carrier and have their claim agent inspect the damage before filing your claim with the carrier.

THE NEW PIPER AIRCRAFT, INC. PA-32-301 FT AIRPLANE PARTS CATALOG

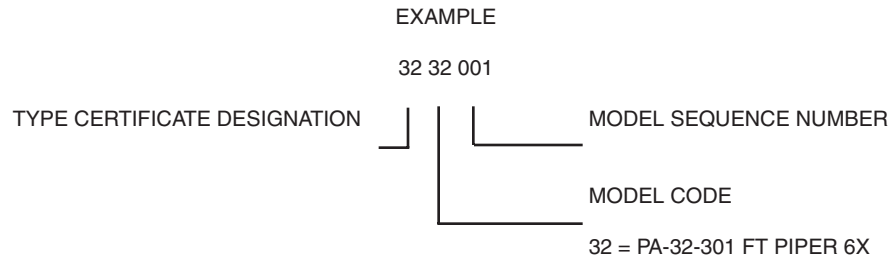
MODEL SERIAL NUMBER INFORMATION

The Serial Numbers of the PA-32-301 FT PIPER 6X aircraft covered by this Parts Catalog are as follows:

2003 Model Year	3232001 thru 3232013
2004 Model Year	3232014 and up

SERIAL NUMBER EXPLANATION

The serial number on the Manufacturer's Identification Plate is based on a 3 set numbering system. See example below.



**THE NEW PIPER AIRCRAFT, INC.
PA-32-301 FT
AIRPLANE PARTS CATALOG**

STANDARD PAINT CHART

EXTERIOR	MFG.	PIPER PART NUMBER	
	NO.	QUART	GALLON

SEE AIRCRAFT LOG BOOK FOR PAINT COLOR

THE NEW PIPER AIRCRAFT, INC.
PA-32-301 FT
AIRPLANE PARTS CATALOG

TABLE OF CONTENTS

FIGURE NUMBER	FIGURE TITLE	GRID NUMBER
1	Complete Airplane	1A13, 2A13
SECTION I		
WING GROUP		
2	Wing Installation	1A16
3	Wing Leading Edge Assembly	1A20
4	Wing Trailing Edge Assembly	1A24
5	Aileron Assembly	1B4
6	Flap Assembly	1B6
SECTION II		
FUSELAGE GROUP		
7	Fuselage Assembly - Complete	1B12
8	Fuselage Upper Forward Cockpit Assembly	1B14
9	Fuselage Upper Center Cockpit Assembly	1B18
10	Fuselage Upper Aft Cockpit Assembly	1B22
11	Fuselage Lower Forward Cockpit Assembly	1B24
12	Fuselage Lower Aft Cockpit Assembly	1C4
13	Fuselage Aft Section	1C8
14	Fuselage Forward Cabin Door	1C10
15	Fuselage Aft Cabin Door	1C14
16	Fuselage Forward Baggage Door	1C18
17	Fuselage Aft Cargo Door	1C20
18	Fuselage Enclosure Installation	1C22
SECTION III		
TAIL SURFACES GROUP		
19	Tail Surfaces Installation	1D2
20	Stabilator Assembly	1D6
21	Fin Assembly	1D8
22	Rudder Assembly	1D10
SECTION IV		
LANDING GEAR GROUP		
23	Nose Gear Installation	1D14
23A	Landing Light Installation	1D18
24	Nose Gear Strut Assembly	1D20
25	Nose Wheel Assembly (Cleveland, 6 inch)	1D22
26	Nose Wheel Assembly (McCauley, 6 inch)	1D24
27	Main Gear Installation	1E2
28	Main Wheel Assembly	1E6
29	Brake Assembly	1E8
30	Main and Nose Wheel Fairing Installation	1E10
31	Hand Brake Installation	1E12
32	Toe Brake Installation	1E16
33	Toe Brake Master Cylinder Assembly	1E18

**THE NEW PIPER AIRCRAFT, INC.
PA-32-301 FT
AIRPLANE PARTS CATALOG**

TABLE OF CONTENTS

FIGURE NUMBER	FIGURE TITLE	GRID NUMBER
SECTION V CABIN EQUIPMENT GROUP		
34	Cabin Finishing Installation	1F2
34A	SunVisor Installation	1F8
35	Window Shades and Reveals Installation	1F10
36	Carpet Installation	1F12
37	Headliner and Forward Fresh Air Duct Installation.....	1F14
38	Forward Seats Installation.....	1F18
39	Rear Seat Installation.....	1F22
40	Aft Facing Seat Assembly - Center	1F24
41	Club Seating Installation	1G2
SECTION VI INSTRUMENTS GROUP		
42	Instrument Panel Installation.....	1G8
43	Vacuum System Installation.....	1G10
44	Vacuum System Tray Assembly	1G12
45	Pitot Static System Installation.....	1G14
45A	Pitot Static System Installation (Entegra).....	1G18
SECTION VII POWER PLANT GROUP		
46	Power Plant Installation.....	1H2
47	Engine Exhaust System Installation.....	1H6
48	Engine Baffle Installation	1H8
49	Engine Cowl Assembly	1H10
50	Three Blade Propeller Assembly.....	1H12
51	Engine Controls Installation	1H14
SECTION VIII FUEL SYSTEM GROUP		
52	Forward Fuel System Installation.....	1I2
53	Aft Fuel System Installation	1I6
54	Fuel Tank Assemblies	1I10
SECTION IX CONTROL SYSTEM GROUP		
55	Aileron Control Installation	1J20
56	Flap Control Installation	1J24
57	Stabilator Control Installation	1J4
58	Stabilator Trim Installation	1J6
59	Rudder Control Installation	1J10
60	Rudder Trim Mechanism Installation	1J12
61	Control Wheel Installation	1J14
62	Rudder Pedal Installation	1J18

**THE NEW PIPER AIRCRAFT, INC.
PA-32-301 FT
AIRPLANE PARTS CATALOG**

TABLE OF CONTENTS

FIGURE NUMBER	FIGURE TITLE	GRID NUMBER
SECTION X ENVIRONMENTAL GROUP		
63	Cabin Heat and Defroster System	1K2
63A	Cabin Heat and Defroster System (con't)	1K6
64	Aft Ram Air and Blower Installation.....	1K8
65	Air Conditioning - Fwd of Firewall and Refrigerant Lines	1K10
66	Fresh Air Cable, Bulkhead and Evaporator Installation.....	1K14
67	Air Conditioning Condenser Installation.....	1K16
SECTION XI ELECTRICAL SYSTEM GROUP		
68	Electrical System Installation	2A16
69	Instrument Panel Electrical Installation	2A20
70	Overhead Switch Panel Assembly	2A22
71	Annunciator Panel Assembly	2A24
72	Circuit Breaker Panel Assembly.....	2B2
73	Air Conditioning Electrical Installation.....	2B6
74	Battery Box Installation	2B8
75	Master Electrical Panel	2B10
76	Strobe Lights Installation.....	2B12
SECTION XII ELECTRONICS GROUP		
77	Emergency Locator Transmitter (ELT 110-4) Installation	2C2
78	Avionics Cooling Installation	2C4
79	Autopilot Installation	2C6
	Avionic Installation Drawings.....	2C17
SECTION XIII MISCELLANEOUS GROUP		
80	Placards Installation.....	2D2
	Piper Service and Optional Kits	2D5
NUMERICAL INDEX		2E1

**THE NEW PIPER AIRCRAFT, INC.
PA-32-301 FT
AIRPLANE PARTS CATALOG**

THIS PAGE INTENTIONALLY LEFT BLANK

THE NEW PIPER AIRCRAFT, INC.
PA-32-301 FT
AIRPLANE PARTS CATALOG

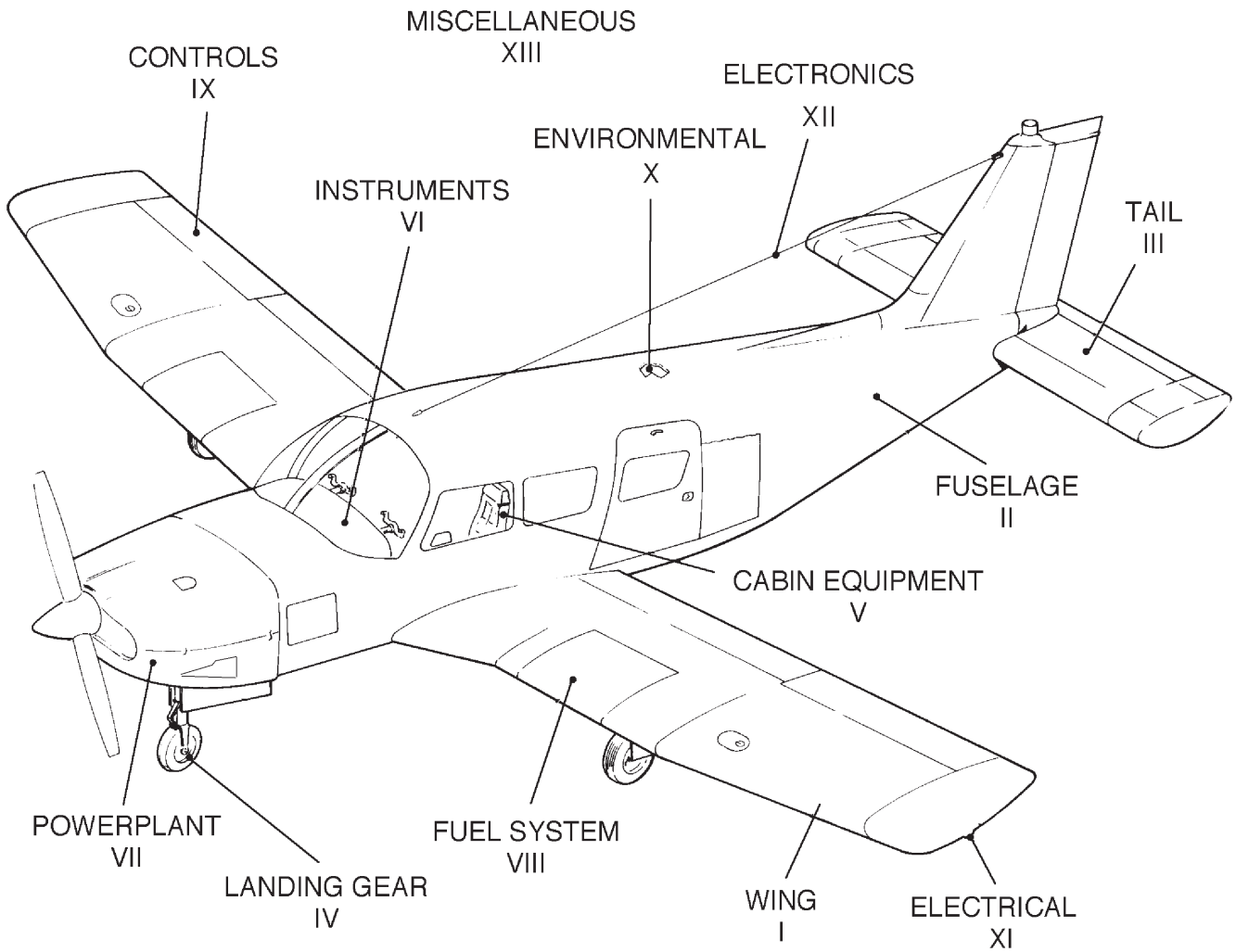


Figure 1. Complete Airplane

**THE NEW PIPER AIRCRAFT, INC.
PA-32-301 FT
AIRPLANE PARTS CATALOG**

SERVICE BULLETINS INCORPORATED

1139
1145

SERVICE LETTERS INCORPORATED

(These Service Bulletins and Letters show the base number and may have later revisions than shown, Ex: A, B, Etc. Always check for the latest revision)

**THE NEW PIPER AIRCRAFT, INC.
PA-32-301 FT
AIRPLANE PARTS CATALOG**

**SECTION XI
ELECTRICAL GROUP**

Revised: June 10, 2004

THE NEW PIPER AIRCRAFT, INC.
PA-32-301 FT
AIRPLANE PARTS CATALOG

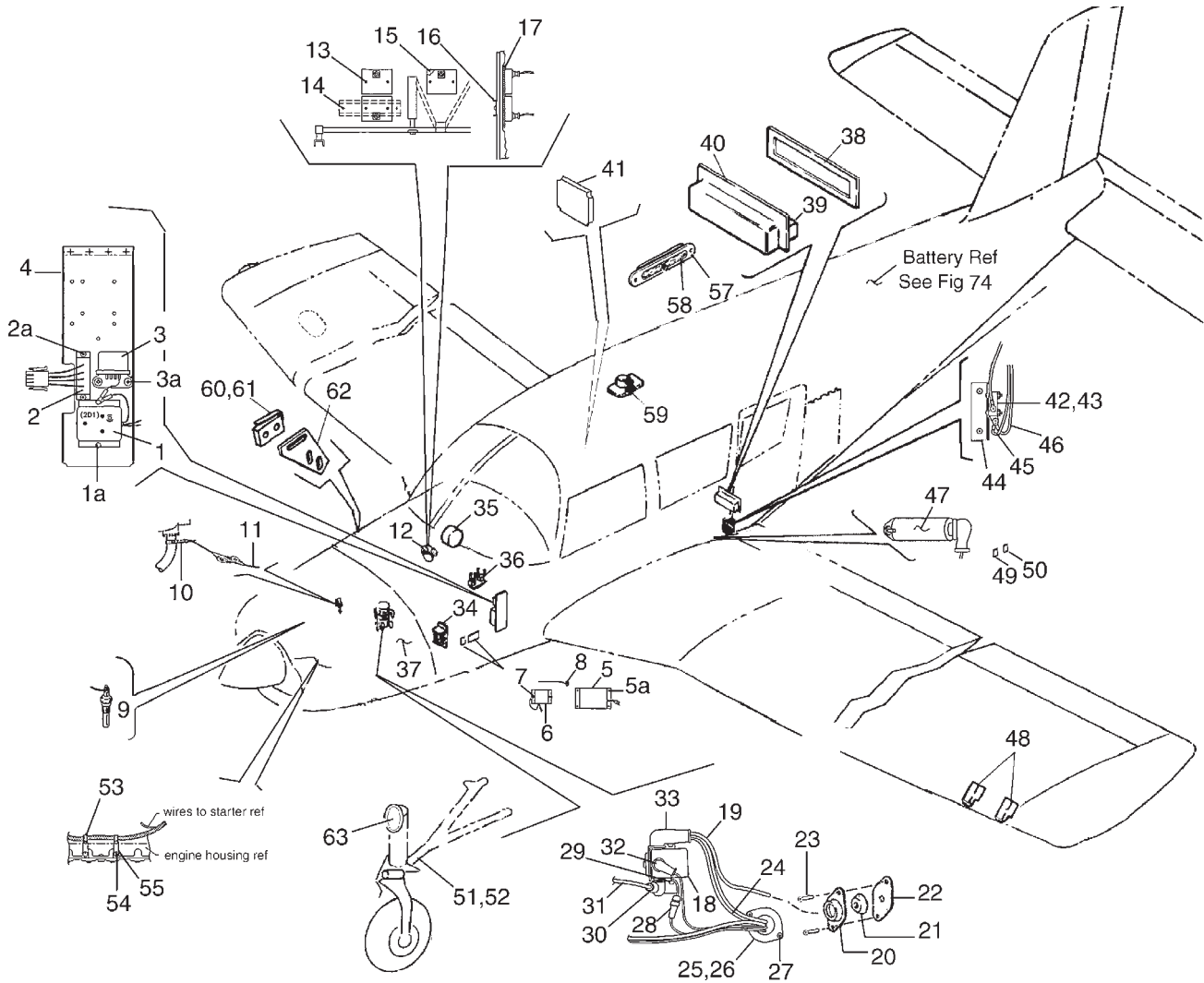


Figure 68. Electrical System Installation

THE NEW PIPER AIRCRAFT, INC.
PA-32-301 FT
AIRPLANE PARTS CATALOG

Figure and Index Number	Part Number	Nomenclature	No. Req.	Serial Numbers Affected
68	105230 (H) 87348 (J) 87505 (A)	DRAWING - Electrical System Installation DRAWING - Courtesy Light Installation DRAWING - Switch Installation		
1	68804-007	REGULATOR ASSY - Voltage	1	
1a	400-437	BOLT	2	
-1b	690-612	WASHER	2	
2	85456-002	CURRENT SENSOR ASSY - Pitot heat	1	
2a	415-518	SCREW - (MS35206-228)	2	
3	686-820	RELAY - Landing Light	1	
3a	415-308	SCREW - (MS27039-0808)	2	
-3b	690-616	WASHER - (NAS1149FN832P)	2	
-3c	407-042	LOCKWASHER - (MS35338-42)	2	
4	69874-003	BRACKET ASSY - Mounting	1	
5	85299-005	CONTROL ASSY	1	
5a	415-376	SCREW - (MS51957-27)	4	
6	38905-003	ALT OUT SWITCH	1	
7	415-544	SCREW - (MS35206-244)	2	
-7a	690-616	WASHER - (NAS1149FN832P)	2	
-7b	408-043	STAR WASHER - (MS35333-38)	1	
8	400-002	BOLT - (AN4-5A)	1	
-8a	690-611	WASHER - (NAS1149F0463P)	1	
-8b	408-051	WASHER - (MS3533-40)	1	
-8c	404-530	NUT - (MS21042-4)	1	
9	489-463	CHT PROBE - Transmitter -(MS24482-1)	1	
10	481-388	EGT PROBE	1	
11	548-853	EGT LEAD ASSY	1	
12	557-122	DIMMER CONTROL	3	
13	415-322	SCREW - (MS27039-1-22)	6	
-13a	690-609	WASHER - (NAS1149F0332P)	6	
-13b	95061-157	BUSHING	6	
14	415-554	SCREW - (MS35206-264)	2	
15	85534-003	PLATE ASSY	1	
16	85522-002	PLATE ASSY	1	
17	85534-002	PLATE ASSY	1	
18	26898-003	SOLENOID -Starter (Remove lockwasher supplied with solenoid (and install tooth lock washer p/n (408-405) MS35333-41)	1	
19	79653-242	WIRE ASSY	1	
20	66789-000	PLATE - Firewall seal	2	
21	68770-004	GROMMET - Firewall	2	
22	68771-004	GASKET - Firewall	1	
23	415-535	SCREW - (MS35206-245)	2	
-23a	404-529	NUT - (MS21042-08)	2	
24	79653-241	WIRE ASSY - To Main Bus	RF	
25	18321-000	PLATE	1	
26	189-625	GROMMET	A/R	
27	415-574	SCREW - (AN515-8R8)	2	
-27a	690-616	WASHER - (NAS1149FN832P)	2	
-27b	404-529	NUT - (MS21042-08)	2	
28	59348-007	HARNESS ASSY - Fuse holder	1	
29	401-307	BOLT - (AN4-4A)	2	
-29a	690-611	WASHER - (NAS1149F0463P)	2	
30	23969-005	NIPPLE	1	
31	79653-249	WIRE ASSY	1	
32	476-673	NIPPLE - (MS25171-1S)	1	

- ITEM NOT ILLUSTRATED

When ordering, always specify Part Number, Description, and Serial Number of Aircraft

Revised: June 10, 2004

THE NEW PIPER AIRCRAFT, INC.
PA-32-301 FT
AIRPLANE PARTS CATALOG

Figure and Index Number	Part Number	Nomenclature	No. Req.	Serial Numbers Affected
68-				
33	66580-002	NIPPLE	1	
34	39662-017	DIODE ASSY	1	
-34a	415-521	SCREW - (MS35206-231)	4	
-34b	79413-002	SHIELD - Diode Assembly (Install between diode assy and airframe)	1	
35	35214-002	HORN ASSY - Stall Warning	1	
36	486-684	SHUNT - (MS91586-6)	1	
-36a	79653-243	WIRE ASSY- (P3A4 to alternator)	1	
-36b	104371-002	COVER	1	
37	453-742	BULB - Oil Temp - (MS28034-1) Safety wire .032	1	
38	67404-002	COVER - Terminal Strip, bottom (Hardware not shown. See Installation Drawing)	1	
39	488-545	TERMINAL BOARD - (MS25123-1-12) (Hardware not shown. See Installation Drawing)	1	
40	67404-003	COVER - Terminal Strip, top (Hardware not shown. See Installation Drawing)	1	
41	104445-002	DIMMER ASSY - Annunciator Panel	1	
42	487-925	SWITCH - Stall Warning Horn	1	
43	451-841	ACTUATOR - Stall-Warning-Switch (SEE NOTE 1)	1	
44	96590-000	BRACKET	1	
-44a	415-544	SCREW - (MS35206-244)	2	
-44b	404-529	NUT - (MS21042-08)	2	
45	99983-075	WIRE ASSY	1	
46	99983-076	WIRE ASSY	1	
47	460-594	FILTER (Hardware not shown. See Installation Drawing)	1	
48	548-262	LIFT DETECTOR	2	
-48a	415-518	SCREW - (MS35206-228)	4	
-48b	690-640	WASHER - (NAS1149FN632P)	4	
-48c	86359-007	WIRE ASSY - (To ground on rib)	2	
49	556-050	CONNECTOR	1	
50	556-051	CONNECTOR	1	
51	454-927	CLAMP	3	
52	454-977	CLAMP	3	
-52a	411-532	SCREW - (MS35207-263)	3	
-52b	690-612	WASHER -(NAS1149F0363P)	3	
-52c	404-526	NUT - (MS21042-3)	3	
53	454-868	CLAMP	2	
-53a	415-318	SCREW - (MS27039-1-06)	2	
-53b	404-529	NUT - (MS21042-08)	2	
54	401-918	BOLT - (AN74A-3)	2	
-54a	690-613	WASHER - (NAS1149FO432)	2	
55	37660-000	CLIP	2	
57	37939-002	COVER AND SWITCH ASSY (Hardware not shown. See Installation Drawing)	1	
58	37873-003	* SWITCH	1	
59	37871-012	LIGHT ASSY - Courtesy, aft	1	
60	487-922	SWITCH - Baggage door annunciator light	1	
61	451-848	ACTUATOR - Baggage door annunciator light	1	
-61a	486-195	SCREW - (2-56 x 5/8)	2	
-61b	407-560	WASHER - (AN960-3) (Between screw head and plate)	2	
-61c	477-710	NUT (# 67212)	2	
62	87503-002	PLATE - Switch Mounting	1	

- ITEM NOT ILLUSTRATED

When ordering, always specify Part Number, Description, and Serial Number of Aircraft

THE NEW PIPER AIRCRAFT, INC.
PA-32-301 FT
AIRPLANE PARTS CATALOG

Figure and Index Number	Part Number	Nomenclature	No. Req.	Serial Numbers Affected
63	105102-003	LIGHT ASSY (See Figure 23A for component parts)	RF	

NOTES:

1. Replace mounting screws supplied with actuator with MS35206-221, piper code number (415-511). Adjust switch to actuate at 25° Flap position (second notch).

- ITEM NOT ILLUSTRATED

When ordering, always specify Part Number, Description, and Serial Number of Aircraft

Revised: June 10, 2004

THE NEW PIPER AIRCRAFT, INC.
PA-32-301 FT
AIRPLANE PARTS CATALOG

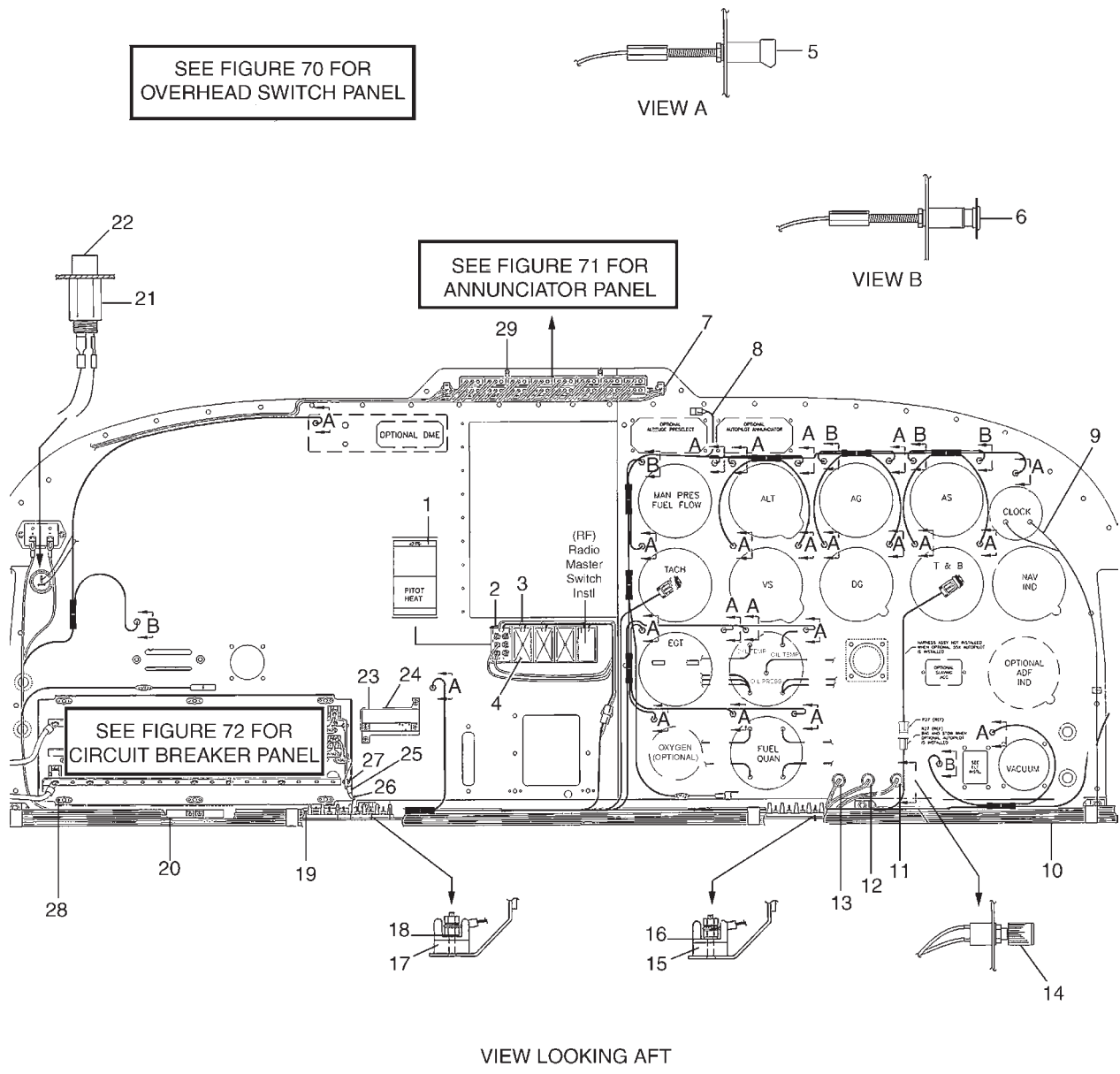


Figure 69. Instrument Panel Electrical Installation

THE NEW PIPER AIRCRAFT, INC.
PA-32-301 FT
AIRPLANE PARTS CATALOG

Figure and Index Number	Part Number	Nomenclature	No. Req.	Serial Numbers Affected
69	105230 (H)	DRAWING - Electrical Installation		
1	89848-007	CAP	1	
2	688-296	SWITCH	1	
-2a	472-200	BULB	2	
3	85318-003	WIRE ASSY	1	
4	687-211	SPACER - Plug	3	
5	75619-006	POST LIGHT ASSY (Mounting hardware supplied with assembly)	22	
6	75619-005	POST LIGHT ASSY (Mounting hardware supplied with assembly) (See Note 1)	6	
7	85304-006	HARNESS ASSY -Annunciator	1	
8	85314-011	HARNESS ASSY - Post Lights	1	3232001 only
-8a	85314-012	HARNESS ASSY - Post Lights	1	3232002 and up
9	87347-004	CLOCK HARNESS	1	
10	105231-002	HARNESS ASSY - Instrument Panel	1	
11	85381-007	HARNESS ASSY - Switch Lights	RF	
12	85381-006	HARNESS ASSY - Panel Lights	RF	
13	85381-005	HARNESS ASSY - Avionic Lights	RF	
14	571-192	KNOB - Dimmer	3	
15	588-464	TERMINAL BOARD - (MS27212-1-4) (Hardware not shown. See Installation drawing)	1	3232001 only
16	35207-000	BUS	1	3232001 only
17	588-362	TERMINAL BOARD - (MS27212-1-6) (Hardware not shown. See Installation drawing)	1	
18	35207-004	BUS	1	
19	79151-000	WIRE ASSY	1	
20	99999-000	SPARE FUSE ASSY	1	
21	691-900	RECEPTACLE	1	
22	654-542	PLUG - Plastic	1	
23	548-885	AMMETER	1	
24	85305-002	CONNECTOR SUPPORT (Hardware not shown. See Installation drawing)	1	
-24a	85305-003	BUSHING	1	
25	588-377	TERMINAL	1	
26	79653-241	WIRE ASSY - To start relay	1	
27	415-319	SCREW - (MS27039-1-09)	1	
-27a	690-609	WASHER - (NAS1149FO332P)	2	
-27b	404-224	NUT - (AN315-3R)	2	
28	515-714	SCREW	6	
29	520-046	SCREW	4	

NOTES:

1. Replace existing 6V Lamp with piper code 472-028.

- ITEM NOT ILLUSTRATED

When ordering, always specify Part Number, Description, and Serial Number of Aircraft

Revised: June 10, 2004

THE NEW PIPER AIRCRAFT, INC.
PA-32-301 FT
AIRPLANE PARTS CATALOG

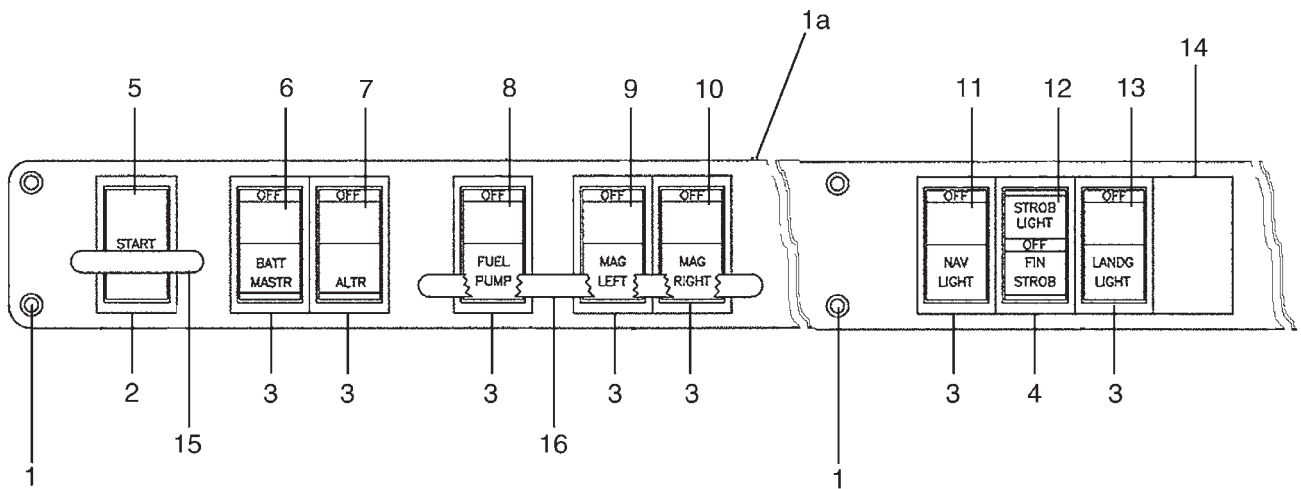


Figure 70. Overhead Switch Panel

**THE NEW PIPER AIRCRAFT, INC.
PA-32-301 FT
AIRPLANE PARTS CATALOG**

Figure and Index Number	Part Number	Nomenclature	No. Req.	Serial Numbers Affected
70	105230 (H) 101257 (J)	DRAWING - Electrical Installation DRAWING - Overhead Switch Panel Assy		
1	515-712	SCREW	8	
1a	100512-018	PLATE - Overhead switch panel	1	
2	688-297	SWITCH	1	
-2a	472-200	LAMP	2	
3	688-296	SWITCH	7	
-3a	472-200	LAMP	14	
4	688-298	SWITCH	1	
-4a	472-200	LAMP	2	
5	89848-038	CAP - START	1	
6	89848-014	CAP - BATT MASTR	1	
7	89848-059	CAP - ALTR	1	
8	89848-036	CAP - FUEL PUMP	1	
9	89848-010	CAP - MAG LEFT	1	
10	89848-011	CAP - MAG RIGHT	1	
11	89848-004	CAP - NAV LIGHT	1	
12	89848-069	CAP - STROB LIGHT/FIN STROB	1	
13	89848-003	CAP - LANDG LIGHT	1	
14	687-211	SPACER - Plug	1	
15	53916-002	GUARD - Switch	1	
-15a	415-504	SCREW - (MS35206-214)	2	
16	53916-003	GUARD - Switch	1	
-16a	415-504	SCREW - (MS35206-214)	2	

- ITEM NOT ILLUSTRATED

When ordering, always specify Part Number, Description, and Serial Number of Aircraft

Revised: June 10, 2004

THE NEW PIPER AIRCRAFT, INC.
PA-32-301 FT
AIRPLANE PARTS CATALOG

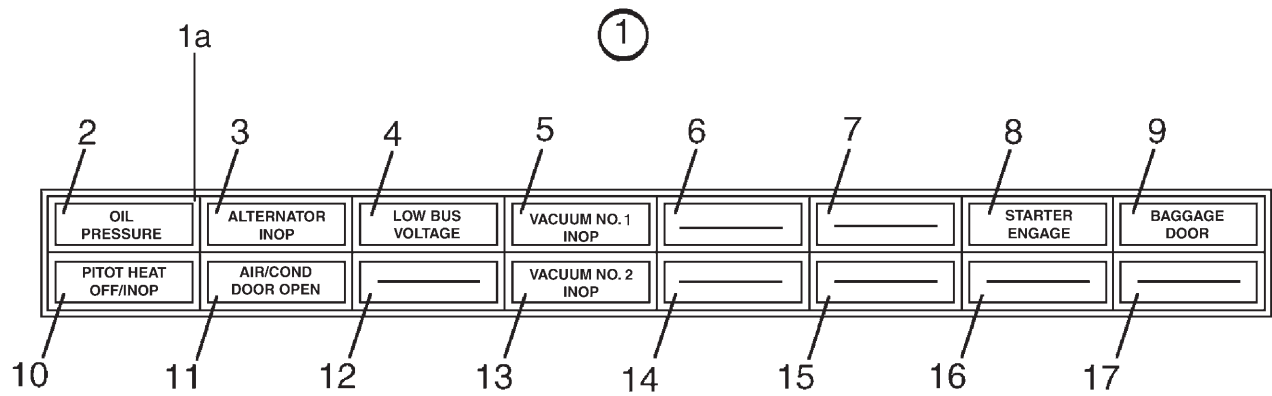


Figure 71. Annunciator Panel Assembly

**THE NEW PIPER AIRCRAFT, INC.
PA-32-301 FT
AIRPLANE PARTS CATALOG**

Figure and Index Number	Part Number	Nomenclature	No. Req.	Serial Numbers Affected
71	105230 (H) 85316 (K)	DRAWING - Electrical Installation DRAWING - Annunciator Panel Assy - Complete		
1	85316-005	ANNUNCIATOR PANEL ASSY - Complete (Hardware not shown. See Installation drawing)	1	
1a	89452-008	* LIGHT ASSY - Indicator	1	
2	89452-021	** CAP - Oil Pressure (amber)	1	
3	89452-033	** CAP - Alternator Inop (red)	1	
4	89452-018	** CAP - Low Bus Voltage (red)	1	
5	89452-049	** CAP - Vacuum No. 1 Inop (amber)	1	
6	89452-026	** CAP - Blank (green)	1	
7	89452-026	** CAP - Blank (green)	1	
8	89452-035	** CAP - Starter Engage (red)	1	
9	89542-023	** CAP - Baggage Door (amber)	1	
10	89452-034	** CAP - Pitot Heat Off/Inop (amber)	1	
11	89452-025	** CAP - Air/Cond Door Open (amber) (optional)	AR	
-11a	89452-026	** CAP - Blank (green)	1	
12	89452-026	** CAP - Blank (green)	1	
13	89452-050	** CAP - Vacuum No. 2 Inop (amber)	1	
14	89452-026	** CAP - Blank (green)	1	
15	89452-026	** CAP - Blank (green)	1	
16	89452-026	** CAP - Blank (green)	1	
17	89452-026	** CAP - Blank (green)	1	

- ITEM NOT ILLUSTRATED

When ordering, always specify Part Number, Description, and Serial Number of Aircraft

Revised: June 10, 2004

THE NEW PIPER AIRCRAFT, INC.
PA-32-301 FT
AIRPLANE PARTS CATALOG

Figure and Index Number	Part Number	Nomenclature	No. Req.	Serial Numbers Affected
72	105230 (H)	DRAWING - Electrical Installation		
	85308 (AC)	DRAWING - Circuit Breaker Panel Assy - Complete		
	105201 (B)	DRAWING - Avionics System Installation		3232001 only
	105206 (New)	DRAWING - Avionics System Installation		3232002 and up
1	85308-008	PANEL ASSY - Circuit breaker, complete	1	
2	85307-004	* PANEL ASSY - Circuit breaker	1	
3	454-738	* CIRCUIT BREAKER - 5A (ALTNR. FIELD)	1	
4	454-738	* CIRCUIT BREAKER - 5A (ENG. MONITOR)	1	
5	581-657	* CIRCUIT BREAKER - (MAP)	1	
6	454-755	* CIRCUIT BREAKER - 1A (RPM)	1	
7	581-657	* CIRCUIT BREAKER - (EGT/FF)	1	
8	581-657	* CIRCUIT BREAKER - (CHT/VAC)	1	
9	581-657	* CIRCUIT BREAKER - (OIL TEMP/OIL PRESS)	1	
10	581-657	* PLUG BUTTON	1	
11	454-736	* CIRCUIT BREAKER - 3A (FUEL QTY.)	1	
12	454-732	* CIRCUIT BREAKER - 10A (FUEL PUMP)	1	
13	581-657	* CIRCUIT BREAKER - (LANDING GEAR PUMP)	1	
14	581-657	* CIRCUIT BREAKER - (LANDING GEAR CONT.)	1	
15	454-738	* CIRCUIT BREAKER - 5A (STALL WARN)	1	
16	581-657	* PLUG BUTTON	1	
17	454-734	* CIRCUIT BREAKER - 15A (START & ACC.)	1	
18	581-657	* CIRCUIT BREAKER - (FLAP CONT.)	1	
19	581-657	* CIRCUIT BREAKER - (FLAP MOTOR)	1	
20	454-738	* CIRCUIT BREAKER - 5A (ANNUN. PANEL)	1	
21	581-657	* PLUG BUTTON	1	
22	454-732	* CIRCUIT BREAKER - 10A (PITOT HEAT)	1	
23	581-657	* CIRCUIT BREAKER - (AIR-COND/AIR BLOWER)	1	
24	581-657	* CIRCUIT BREAKER - (AUX. VAC. PUMP)	1	
25	581-657	* CIRCUIT BREAKER - (AUX. VAC. LIGHTS)	1	
26	454-739	* CIRCUIT BREAKER - 7.5A (PNL/SW. LIGHTS)	1	
27	454-738	* CIRCUIT BREAKER - 5A (RADIO LIGHTS)	1	
28	454-738	* CIRCUIT BREAKER - 5A (READING LIGHTS)	1	
29	454-736	* CIRCUIT BREAKER - 3A (FLOOD LIGHTS)	1	
30	454-732	* CIRCUIT BREAKER - 10A (ANTI/COLL LIGHTS)	1	
31	454-732	* CIRCUIT BREAKER - 10A (NAV LIGHTS)	1	
32	454-734	* CIRCUIT BREAKER - 15A (LAND/TAXI LIGHTS)	1	3232002 and up
-32a	454-738	* CIRCUIT BREAKER - 5A (LAND/TAXI LIGHTS)	1	
33	581-657	* PLUG BUTTON	1	
34	581-657	* PLUG BUTTON	1	
35	454-738	* CIRCUIT BREAKER - 5A (TURN & BANK)	1	
36	581-657	* CIRCUIT BREAKER - (ENT CONSOLE)	1	
37	454-736	* CIRCUIT BREAKER - 3A (XPNDR)	1	
38	454-738	* CIRCUIT BREAKER - 5A (SKYWATCH) (Installed with optional equipment)	1	3232002 and up
39	454-755	* CIRCUIT BREAKER - 1A (ENCODER) (Installed as standard equipment)	1	3232001 and up
-39a	454-766	* CIRCUIT BREAKER - 2A (ENCODER) (Installed as standard equipment)	1	3232002 and up
40	454-736	* CIRCUIT BREAKER - 3A (WEATHER SYSTEM) (Installed with optional equipment)	1	3232002 and up
41	454-766	* CIRCUIT BREAKER - 2A (DME) (Installed with optional equipment)	1	3232002 and up
42	454-766	* CIRCUIT BREAKER - 2A (ADF) (Installed with optional equipment)	1	3232002 and up

- ITEM NOT ILLUSTRATED

When ordering, always specify Part Number, Description, and Serial Number of Aircraft

Revised: June 10, 2004

**THE NEW PIPER AIRCRAFT, INC.
PA-32-301 FT
AIRPLANE PARTS CATALOG**

Figure and Index Number	Part Number	Nomenclature	No. Req.	Serial Numbers Affected
72-				
43	581-657	* PLUG BUTTON	1	
44	454-738	* CIRCUIT BREAKER - 5A (NAV 2) (Installed with optional equipment)	1	3232002 and up
45	454-738	* CIRCUIT BREAKER - 5A (NAV 1) (Installed as standard equipment)	1	
46	454-738	* CIRCUIT BREAKER - 5A (COM 2) (Installed with optional equipment)	1	
47	454-738	* CIRCUIT BREAKER - 5A (COM 1) (Installed as standard equipment)	1	
48	581-657	* PLUG BUTTON	1	
49	581-657	* PLUG BUTTON	1	
50	454-738	* CIRCUIT BREAKER - 5A (AUDIO AMP/MKR) (Installed as standard equipment)	1	
51	454-766	* CIRCUIT BREAKER - 2A (COMPASS) (Installed with optional equipment)	1	3232002 and up
52	581-657	* PLUG BUTTON	1	
53	581-657	* PLUG BUTTON	1	
54	37365-004	* BUS	1	
55	415-518	* SCREW - (MS35206-228)	2	
-55a	407-582	* WASHER - (AN960-6L)	4	
-55b	404-909	* NUT - (MS20365-632C)	2	
56	89276-016	* BUS (SEE NOTE 1)	3	

NOTES:

1. Discard screw supplied with the C.B's at the bus terminals only and replace with MS35206-226 Screw piper code (415-513) as required
At one thickness of bus, use the lockwashers supplied with the C.B's and use AN960-6L flat washer as required to prevent the end of the screw from touching the circuit breaker body.

- ITEM NOT ILLUSTRATED

When ordering, always specify Part Number, Description, and Serial Number of Aircraft

Revised: June 10, 2004

**THE NEW PIPER AIRCRAFT, INC.
PA-32-301 FT
AIRPLANE PARTS CATALOG**

THIS PAGE INTENTIONALLY LEFT BLANK

THE NEW PIPER AIRCRAFT, INC.
PA-32-301 FT
AIRPLANE PARTS CATALOG

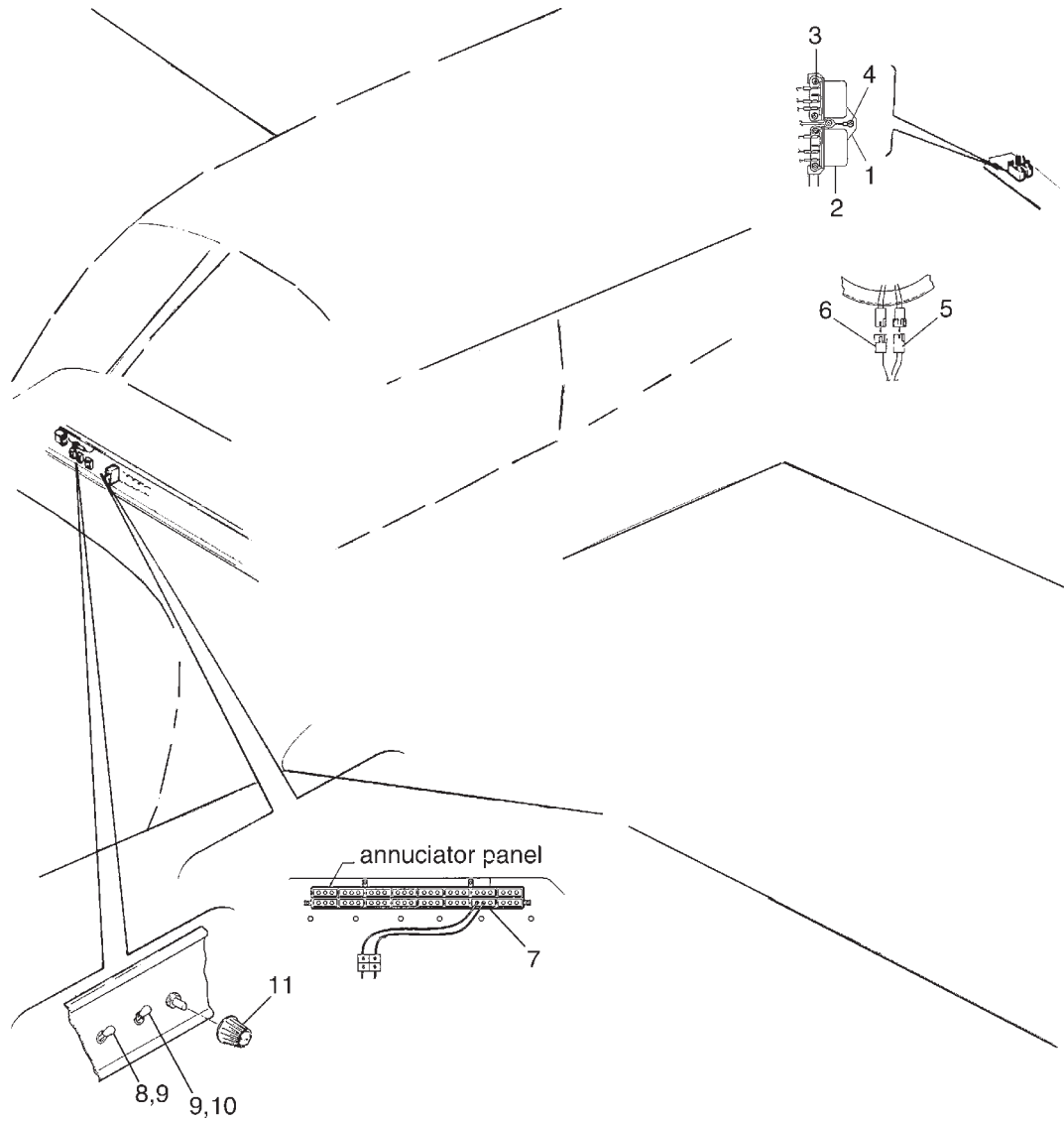


Figure 73. Air Conditioning Electrical Installation (Optional)

**THE NEW PIPER AIRCRAFT, INC.
PA-32-301 FT
AIRPLANE PARTS CATALOG**

Figure and Index Number	Part Number	Nomenclature	No. Req.	Serial Numbers Affected
73	85506 (E) 101294 (A)	DRAWING - Air Conditioning Installation - Optional DRAWING - Air Conditioning Electrical Installation - Optional		
1	99862-000	MOUNT ASSY	1	
2	686-820	RELAY	2	
3	415-533	SCREW - (MS35206-243)	5	
-3a	407-583	WASHER - (AN960-8L)	5	
4	415-544	SCREW - (MS35206-244)	1	
-4a	407-120	WASHER - (AN936-B8)	1	
5	484-280	RECEPTACLE	1	
6	581-433	PLUG	1	
7	89452-025	ANNUN - Air conditioning door	1	
8	688-298	SWITCH	1	
-8a	89848-061	CAP SWITCH	1	
-8b	488-401	TERMINAL	2	
-8c	488-455	TERMINAL	2	
9	472-200	BULB	4	
10	688-296	SWITCH	1	
-10a	89848-055	CAP SWITCH	1	
11	571-192	KNOB	1	

- ITEM NOT ILLUSTRATED

When ordering, always specify Part Number, Description, and Serial Number of Aircraft

Revised: June 10, 2004

THE NEW PIPER AIRCRAFT, INC.
PA-32-301 FT
AIRPLANE PARTS CATALOG

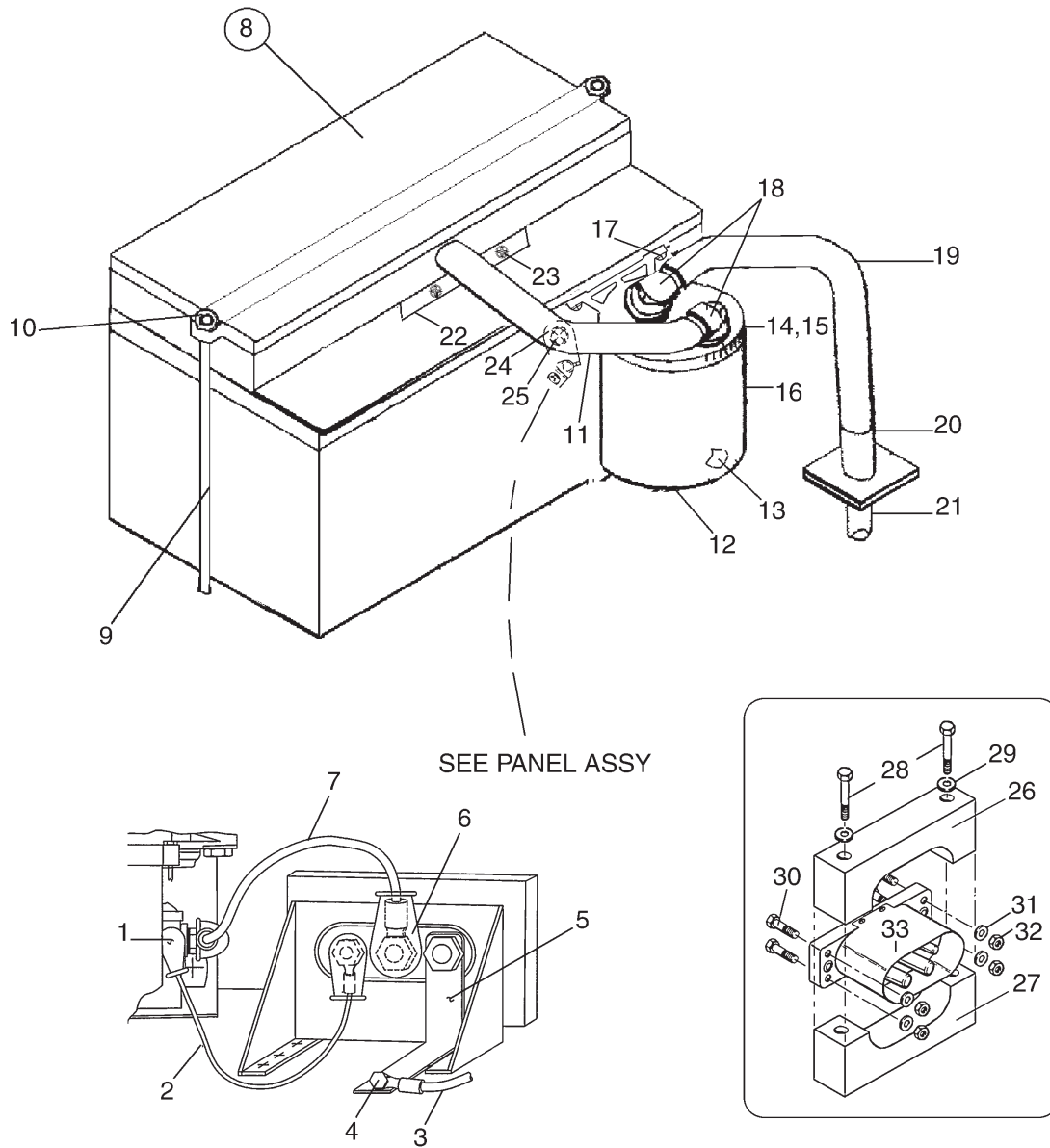


Figure 74. Battery Box Installation

THE NEW PIPER AIRCRAFT, INC.
PA-32-301 FT
AIRPLANE PARTS CATALOG

Figure and Index Number	Part Number	Nomenclature	No. Req.	Serial Numbers Affected
74	105230 (H) 101000 (A)	DRAWING - Electrical Installation DRAWING - Battery, External Power Recept, Relay Panel Installation		
1	476-673	NIPPLE - (MS25171-1S)	2	
2	79653-248	WIRE ASSY	1	
3	79653-245	WIRE ASSY	1	
4	401-390	BOLT - (AN6-6A)	1	
-4a	690-629	WASHER - (NAS1149FO663P)	1	
5	73508-002	BUS	1	
6	23969-005	NIPPLE	2	
7	79653-246	WIRE ASSY	1	
8	450-101	BATTERY - 24 volt	1	
9	84316-002	INSULATOR - Battery	2	
10	400-496	BOLT	2	
-10a	407-800	WASHER - (AN970-3)	2	
11	101000-003	TUBE	1	
-11a	65653-019	TUBE (Used inside 101000-003)	1	
12	468-029	SUMP JAR KIT	1	
13	680-145	* PAD	1	
14	557-370	* COVER	1	
15	686-046	* SEAL	1	
16	487-768	* JAR	1	
17	411-533	SCREW - (MS35207-264)	2	
-17a	407-583	WASHER - (AN960-10)	2	
18	559-031	ELBOW	3	
19	101000-004	TUBE	1	
20	488-722	TY-WRAP	10	
21	85412-002	VENT TUBE	1	
22	89344-006	ANGLE	1	
23	415-498	SCREW - (MS35206-245)	2	
-23a	407-563	WASHER - (AN960-8)	2	
24	101096-002	SUPPORT ASSY	1	
25	415-306	SCREW - (MS27039-0806)	1	
-25a	407-583	WASHER - (AN960-8L)	1	
26	74075-002	BLOCK - Lower	1	
27	74075-003	BLOCK - Upper	1	
28	401-291	BOLT - (AN4-44A)	2	
29	407-565	WASHER - (AN960-416)	2	
30	400-441	BOLT - (AN3-7A)	4	
31	407-564	WASHER - (AN960-10)	4	
32	404-526	NUT - (MS21042-3)	4	
33	484-125	RECEPTACLE - External power (MS3506-1)	1	
-34	42513-000	DOOR ASSY	1	
-35	69669-205	DECAL	1	
-36	85420-002	DOUBLER	1	

- ITEM NOT ILLUSTRATED

When ordering, always specify Part Number, Description, and Serial Number of Aircraft

Revised: June 10, 2004

THE NEW PIPER AIRCRAFT, INC.
PA-32-301 FT
AIRPLANE PARTS CATALOG

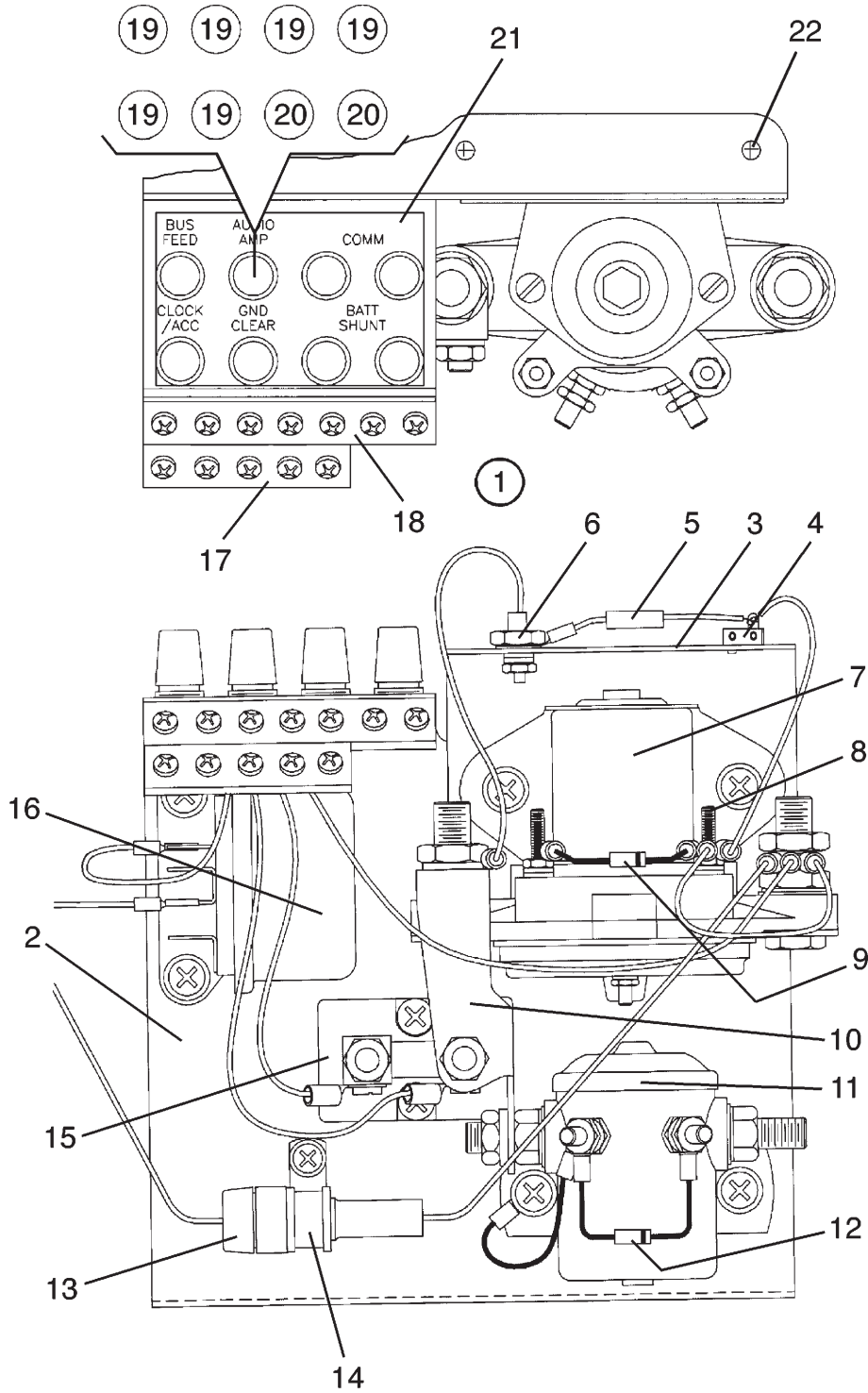


Figure 75. Master Electrical Panel

THE NEW PIPER AIRCRAFT, INC.
PA-32-301 FT
AIRPLANE PARTS CATALOG

Figure and Index Number	Part Number	Nomenclature	No. Req.	Serial Numbers Affected
75	105230 (H) 101000 (A)	DRAWING - Electrical Installation DRAWING - Battery, External Power Recept, Relay Panel Installation		
1	100918-002	PANEL ASSY - Master electrical	1	
2	100967-002	* PLATE ASSY	1	
3	62279-002	* DIODE ASSY	1	
4	487-678	** TERMINAL STRIP	1	
5	461-627	** RESISTOR	1	
6	456-728	** DIODE	1	
-6a	488-389	** TERMINAL	1	
-6b	407-585	** WASHER - (AN960-416L)	1	
-6c	407-136	** WASHER - (AN936-A416)	1	
-6d	404-322	** NUT - (AN316-4R)	1	
7	455-211	* RELAY	1	
-7a	411-532	* SCREW - (MS35207-263)	2	
-7b	407-564	* WASHER - (AN960-10)	2	
8	476-673	* NIPPLE - (MS25171-1S)	2	
9	67487-005	* DIODE ASSY	1	
10	100972-002	* BUSS BAR	1	
11	26898-005	* RELAY	1	
-11a	411-532	* SCREW - (MS35207-263)	2	
-11b	407-564	* WASHER - (AN960-10)	2	
12	67487-003	* DIODE ASSY	1	
13	100918-003	* FUSE ASSY	1	
-13a	461-653	** FUSE - 15 Amp	1	
14	554 957	* CLAMP	1	
-14a	411-532	* SCREW - (MS35207-263)	1	
-14b	407-564	* WASHER - (AN960-10)	1	
15	486-684	* SHUNT	1	
-15a	411-534	* SCREW - (MS35207-265)	2	
16	584-280	* RELAY	1	
-16a	411-532	* SCREW - (MS35207-263)	2	
-16b	407-564	* WASHER - (AN960-10)	2	
17	487-672	* TERMINAL STRIP	1	
-17a	415-385	* SCREW - (MS51957-29)	2	
-17b	404-902	* NUT - (MS20365-632C)	2	
18	487-654	* TERMINAL STRIP	1	
-18a	415-385	* SCREW - (MS51957-29)	2	
-18b	404-902	* NUT - (MS20365-632C)	2	
19	461-660	* FUSE HOLDER	6	
-19a	461-659	* FUSE - 5 Amp	6	
20	461-660	* FUSE HOLDER	2	
-20a	461-684	* FUSE - 1 Amp	2	
21	100917-002	* PLACARD	1	
22	411-531	SCREW - (MS35207-262)	3	
-22a	407-564	WASHER - (AN960-10)	3	

- ITEM NOT ILLUSTRATED

When ordering, always specify Part Number, Description, and Serial Number of Aircraft

Revised: June 10, 2004

THE NEW PIPER AIRCRAFT, INC.
PA-32-301 FT
AIRPLANE PARTS CATALOG

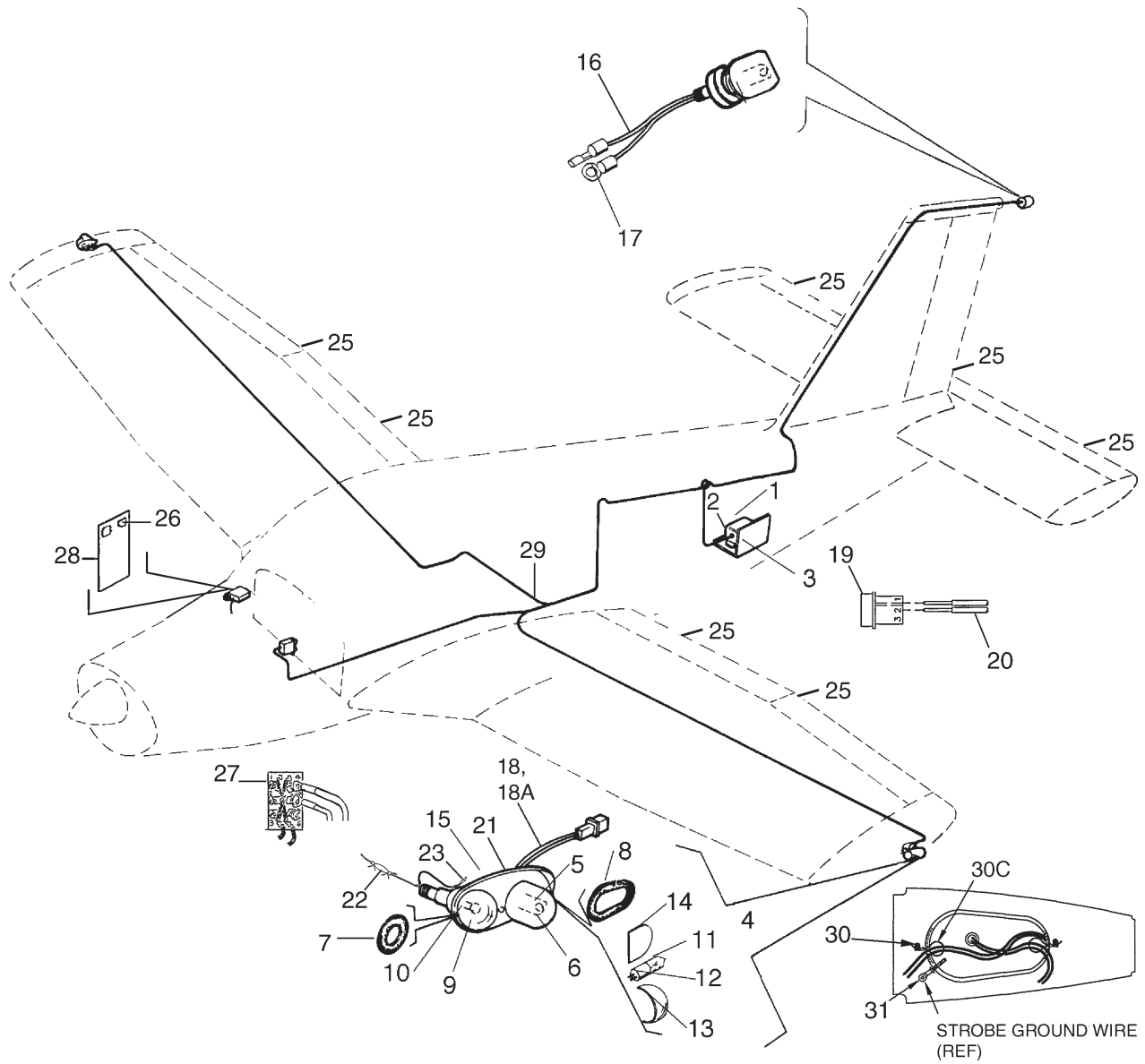


Figure 76. Strobe Lights Installation

THE NEW PIPER AIRCRAFT, INC.
PA-32-301 FT
AIRPLANE PARTS CATALOG

Figure and Index Number	Part Number	Nomenclature	No. Req.	Serial Numbers Affected
76	85505 (L)	DRAWING - Exterior Wing and Fin Lighting Installation		
	78947 (J)	DRAWING - Electrical Bonding and Static Wick Installation		
	39870 (U)	DRAWING - Radio Master Switch Installation		
	85517 (BL)	DRAWING - Fuselage Assembly		
	105230 (H)	DRAWING - Electrical Installation		
1	481-247	POWER SUPPLY - Strobe lights	1	
2	415-544	SCREW - (MS35206-244) rear of power supply	2	
-2a	690-616	WASHER - (NAS1149832P)	2	
3	99031-000	BRACKET ASSY - Power supply mounting	1	
4	572-593	WING WHT. STROBE/NAV - left (shielded)	1	
-4a	572-592	WING WHT. STROBE/NAV - right (shielded)	1	
5	762-003	* TUBE ASSY - Flash tip	1	
6	761-253	* LENS AND RETAINER ASSY - Wing tip strobe, (shielded)	1	
-6a	761 254	* LENS AND RETAINER ASSY - Wing tip strobe, (shielded)	1	
7	755-075	* GASKET - Navigation light	1	
8	755-076	* GASKET - Wing strobe	1	
9	751-202	* LENS - Navigation, red	1	
-9a	751-201	* LENS - Navigation, green	1	
10	751-381	* BULB	1	
11	572-634	* LAMP - Navigation light assy, 28 volt	1	
12	762-426	* SOCKET ASSY - Navigation light	1	
13	761-255	* LENS - Navigation light	1	
14	755-096	* GASKET - Navigation light	1	
15	762-616	* RETAINER - Lens, light	1	
16	653-623	FIN STROBE CABLE ASSY	1	
17	488-401	TERMINAL	1	
-17a	415-521	SCREW - (MS35206-231)	1	
-17b	690-660	WASHER - (MS35335-30)	1	
-17c	506-541	NUT - (MS21730-A7K)	1	
18	554-324	WING STROBE CABLE - left	1	
18a	554-325	WING STROBE CABLE - right	1	
-18b	554-955	CLAMP	2	
19	565-374	CONNECTOR	1	
20	79653-095	WIRE ASSY - Ground	1	
21	65213-006	GROUND ASSY	2	
-21a	414-757	SCREW - (MS24693-S29)	6	
22	63882-003	SLEEVE	2	
-22a	488-364	TERMINAL	2	
23	488-455	TERMINAL	2	
-23a	404-528	SCREW - (MS2S21042-06)	2	
-23b	690-639	WASHER - (NAS1149FN616P)	2	
24	— —	DELETED		
25	494-678	PROBE - Static Wick	7	
-25a	415-495	SCREW - (MS35206-230)	14	
-25b	407-122	LOCKWASHER - (AN935-6L)	14	
-25c	603-374	RIVNUT - (MS27130-S7K)	14	
26	584-278	RELAY - Radio Master	1	
27	688-296	ROCKER SWITCH - Radio Master	1	
-27a	472-200	LAMP	2	
-27b	89848-013	CAP - Switch	1	
28	85324-004	PLATE ASSY	1	
29	104407-004	HARNESS ASSY - Left wing	1	
-29a	104407-005	HARNESS ASSY - Right wing	1	
-29b	453-831	BUSHING	12	

- ITEM NOT ILLUSTRATED

When ordering, always specify Part Number, Description, and Serial Number of Aircraft

Revised: June 10, 2004

**THE NEW PIPER AIRCRAFT, INC.
PA-32-301 FT
AIRPLANE PARTS CATALOG**

Figure and Index Number	Part Number	Nomenclature	No. Req.	Serial Numbers Affected
76-				
-29c	463-422	BUSHING	6	
30	415-535	SCREW - (MS35206-245)	2	
-30a	690-616	WASHER - (NAS1149FN832P)	2	
-30b	404-529	NUT - (MS21042-08)	2	
30c	487-608	STRAP	2	
31	411-531	SCREW - (MS35207-262)	2	
-31a	408-100	WASHER - (MS35335-32)	2	
-31b	690-609	WASHER - (NAS1149F0332P)	2	
-31c	404-526	NUT - (MS21042-3)	2	

- ITEM NOT ILLUSTRATED

When ordering, always specify Part Number, Description, and Serial Number of Aircraft

Revised: June 10, 2004

2B14

**THE NEW PIPER AIRCRAFT, INC.
PA-32-301 FT
AIRPLANE PARTS CATALOG**

THIS PAGE INTENTIONALLY LEFT BLANK

**THE NEW PIPER AIRCRAFT, INC.
PA-32-301 FT
AIRPLANE PARTS CATALOG**

**GRIDS 2B16 THRU 2B24
INTENTIONALLY BLANK**

**THE NEW PIPER AIRCRAFT, INC.
PA-32-301 FT
AIRPLANE PARTS CATALOG**

**SECTION XII
ELECTRONICS GROUP**

Revised: June 10, 2004

THE NEW PIPER AIRCRAFT, INC.
PA-32-301 FT
AIRPLANE PARTS CATALOG

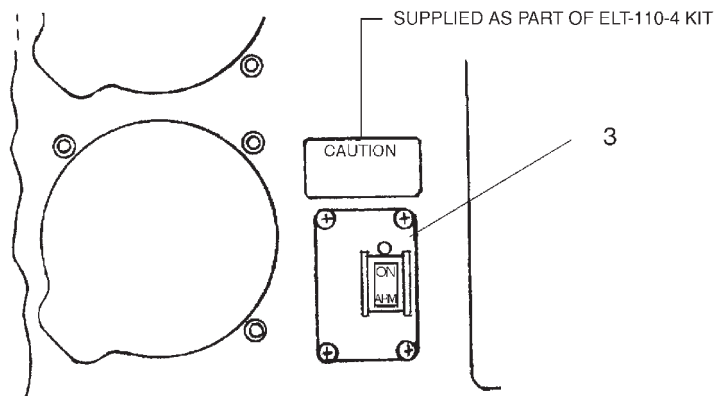
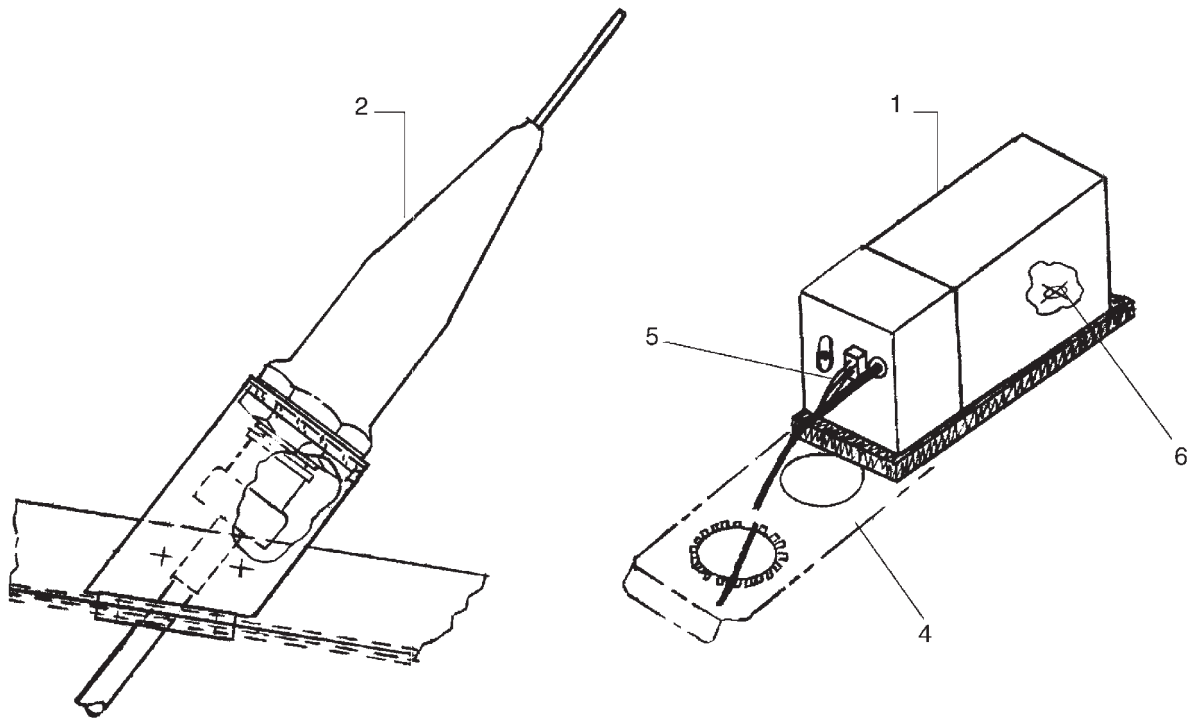


Figure 77. Emergency Locator Transmitter (ELT 110-4) Installation

**THE NEW PIPER AIRCRAFT, INC.
PA-32-301 FT
AIRPLANE PARTS CATALOG**

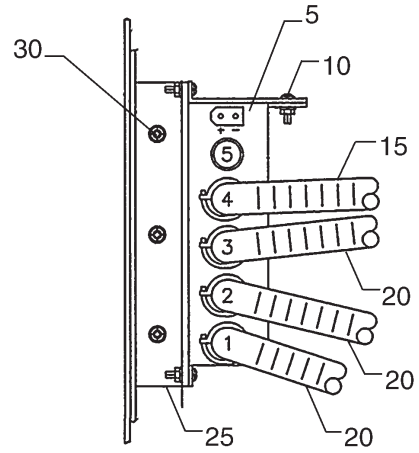
Figure and Index Number	Part Number	Nomenclature	No. Req.	Serial Numbers Affected
77	06327 (W)	DRAWING - ELT Installation (110-4)		
1	599-515	KIT - ELT Transmitter - (includes mounting bracket)	1	
2	763-063	* ANTENNA - Whip, with inductor (110-324)	1	
3	651-673	KIT - ELT Remote Switch (Supplied as part of ELT 110-4 Kit without transmitter)	1	
4	99887-007	BRACKET ASSY	1	
5	06311-015	HARNESS ASSY	1	
5	06311-016	HARNESS ASSY (Used on Entegra System Installation only)	1	3232014 and up
6	415-553	SCREW - (MS35206-263)	4	
-6a	407-584	WASHER - (AN960-10L)	4	
-7	583-102	PLACARD - (35669-105)	1	
-8	654-212	UNICLIP	3	
-9	85187-002	ADAPTER PLATE	1	
-10	78740-002	DOUBLER	1	
-11	554-720	CLAMP	2	
-12	515-710	SCREW	4	
-13	588-731	SPLICE	1	
-14	404-909	NUT	4	
-15	587-690	STRAP - (MS3367-5-9)	2	

- ITEM NOT ILLUSTRATED

When ordering, always specify Part Number, Description, and Serial Number of Aircraft

Revised: June 10, 2004

THE NEW PIPER AIRCRAFT, INC.
PA-32-301 FT
AIRPLANE PARTS CATALOG



VIEW A

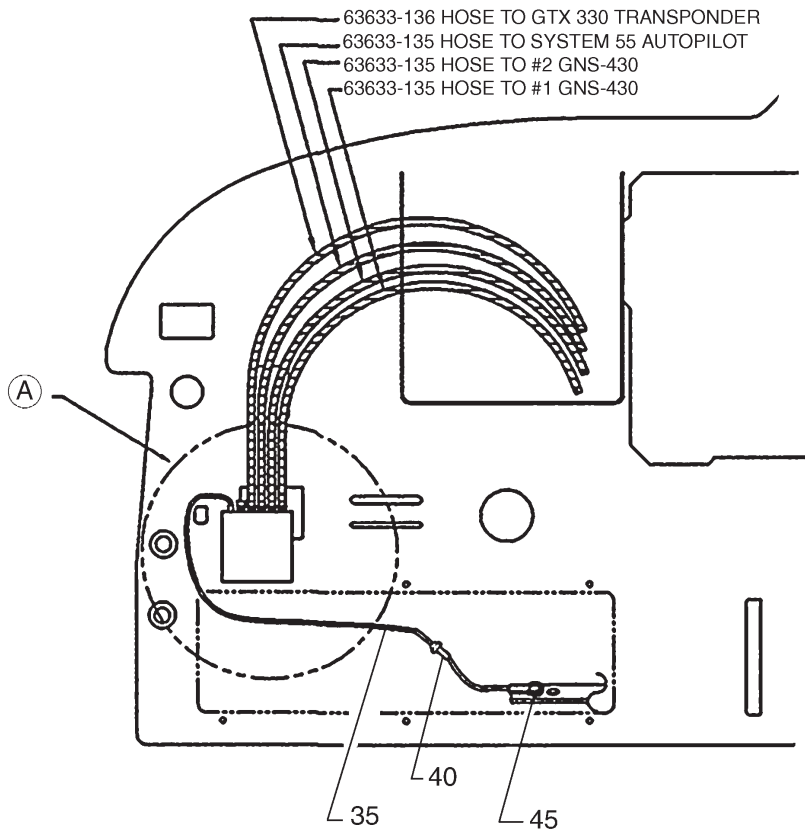


Figure 78. Avionics Cooling Installation

**THE NEW PIPER AIRCRAFT, INC.
PA-32-301 FT
AIRPLANE PARTS CATALOG**

Figure and Index Number	Part Number	Nomenclature	No. Req.	Serial Numbers Affected
78	101319 (H)	DRAWING - Avionics Cooling Installation		3232002 and up
5	460-110	BLOWER - (4000020)	1	
5	460-112	BLOWER - (4000022-002) (Used on Entegra System Installation only)	1	3232014 and up
10	415-521	SCREW - (MS35206-231)	3	
-10a	407-041	LOCKWASHER (MS35338-41)	3	
-10b	405-450	NUT - (MS35649-262)	3	
15	63633-136	HOSE (Used on Entegra System Installation only)	1	3232014 and up
20	63633-135	HOSE	3	
-20a	654-237	HOSE CLAMP (Used to secure hoses to radios and system 55 Autopilot)	AR	
-20b	488-752	STRAP - (MS3367-2-9)	AR	
25	101324-002	BRACKET	1	
30	411-534	SCREW - (MS35207-265)	3	
-30a	690-612	WASHER - (NAS1149F0363P)	3	
35	101319-003	CABLE ASSY	1	
40	465-258	* FUSE HOLDER - (155020)	1	
-40a	461-629	* FUSE - (311005)	1	
45	415-491	SCREW - (MS35206-229)	1	
-45a	690-640	WASHER - (NAS1149FN632P)	1	
-45b	407-041	LOCKWASHER - (MS35338-41)	1	
-45c	405-450	NUT - (MS35649-262)	1	

- ITEM NOT ILLUSTRATED

When ordering, always specify Part Number, Description, and Serial Number of Aircraft

Revised: June 10, 2004

THE NEW PIPER AIRCRAFT, INC.

PA-32-301 FT

AIRPLANE PARTS CATALOG

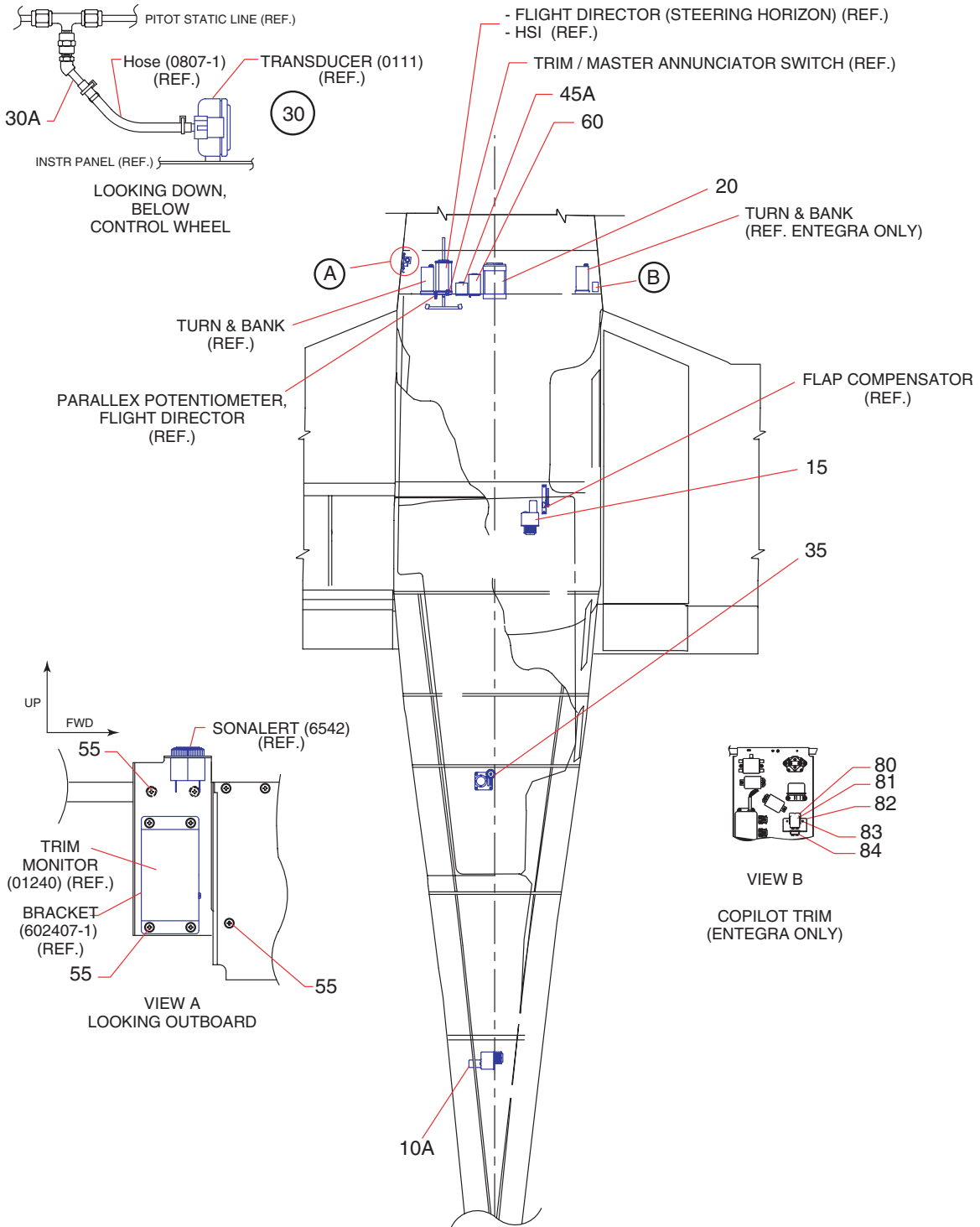


Figure 79. Autopilot Installation
Sheet 1 of 8

THE NEW PIPER AIRCRAFT, INC.
PA-32-301 FT
AIRPLANE PARTS CATALOG

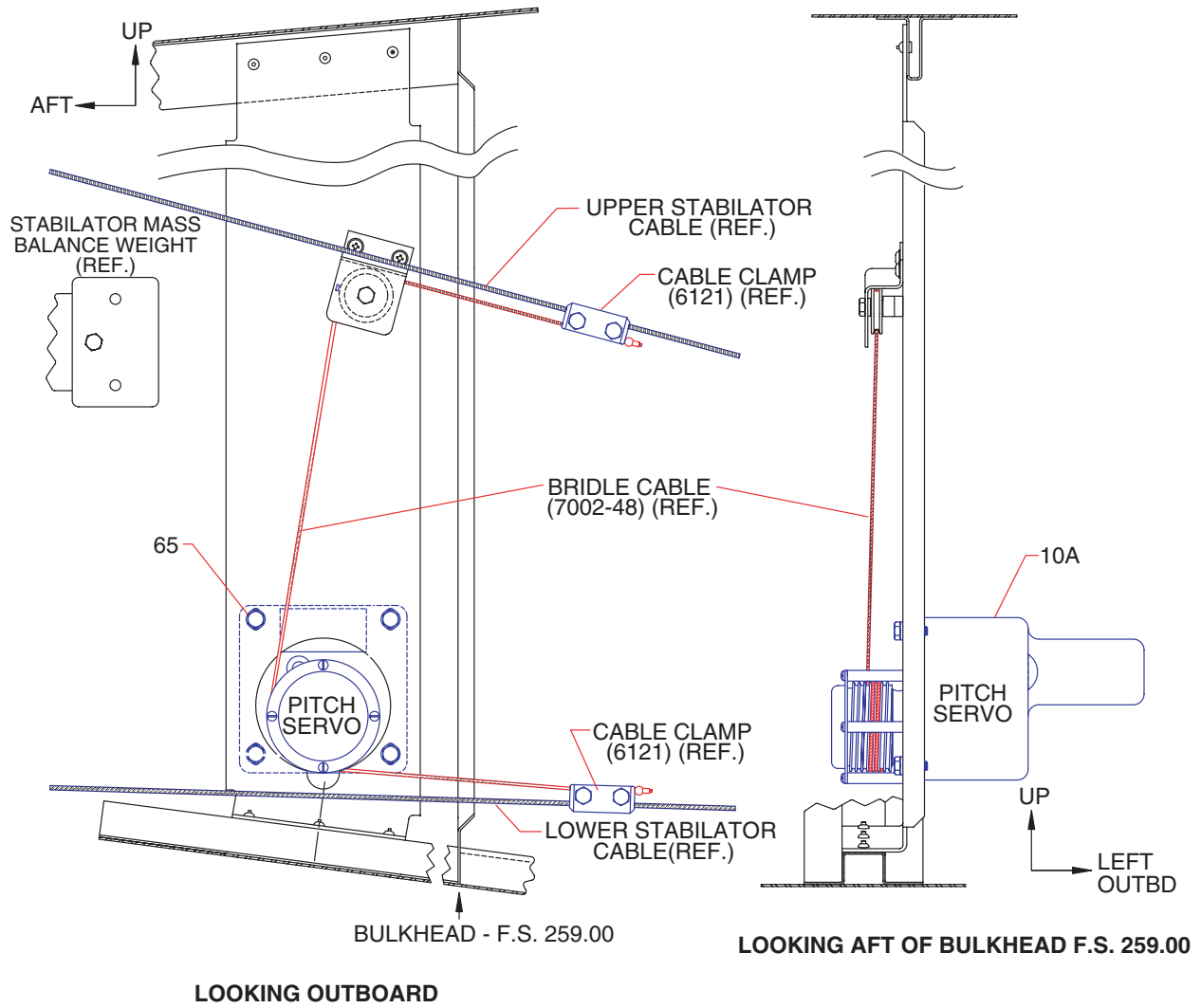


Figure 79. Autopilot Installation
 Sheet 2 of 8

Revised: June 10, 2004

THE NEW PIPER AIRCRAFT, INC.
PA-32-301 FT
AIRPLANE PARTS CATALOG

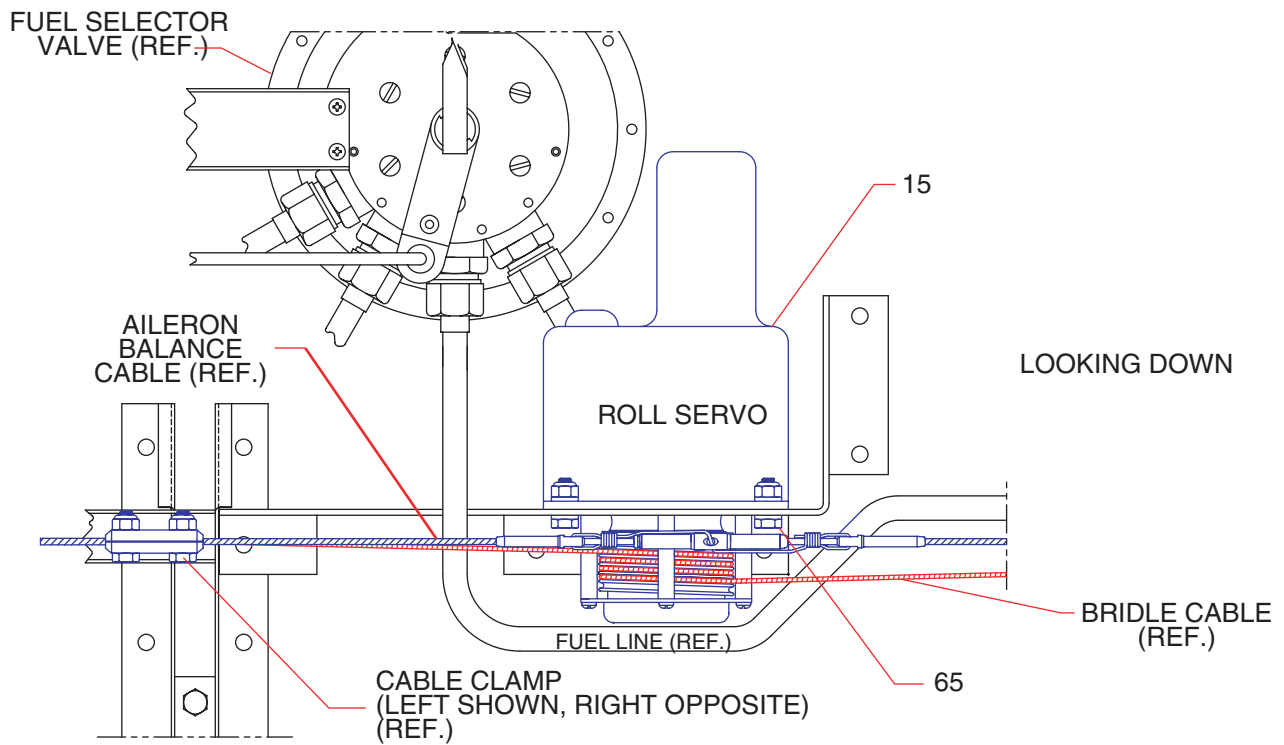
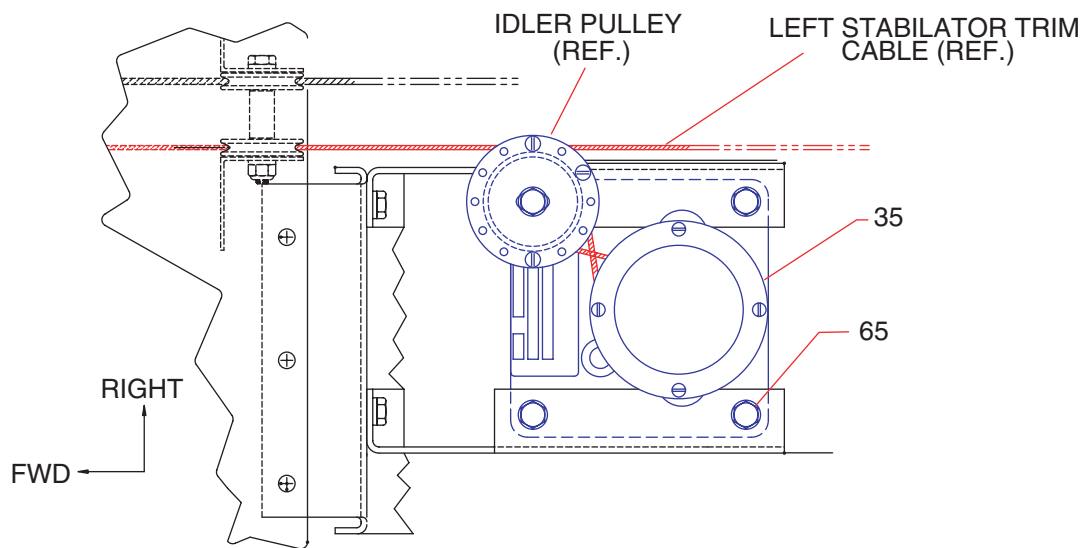


Figure 79. Autopilot Installation
Sheet 3 of 8

THE NEW PIPER AIRCRAFT, INC.
PA-32-301 FT
AIRPLANE PARTS CATALOG

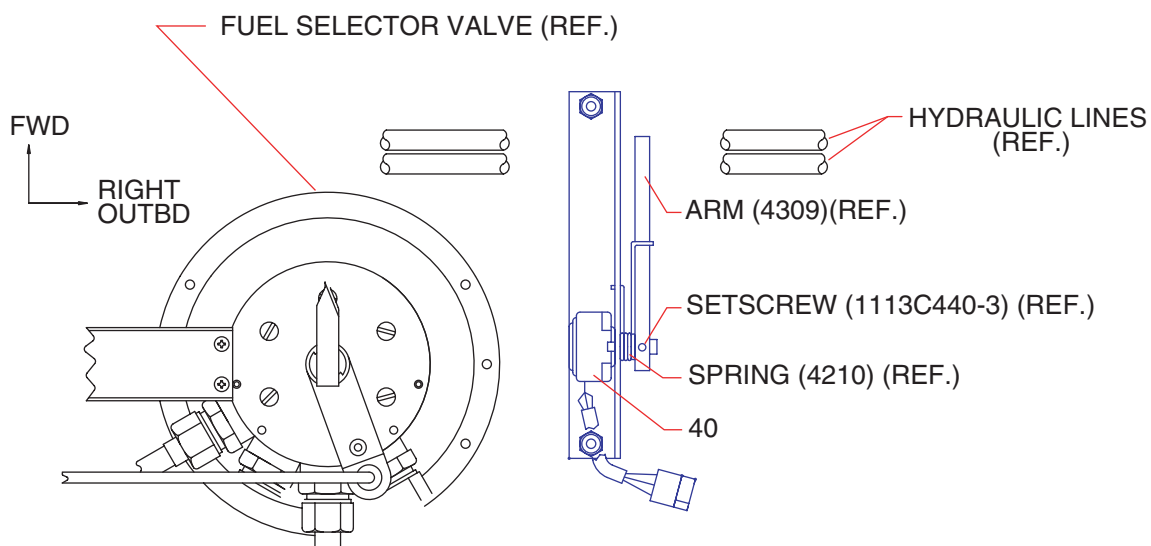


LOOKING DOWN AT TRIM SERVO INSTALLATION

Figure 79. Autopilot Installation
Sheet 4 of 8

Revised: June 10, 2004

THE NEW PIPER AIRCRAFT, INC.
PA-32-301 FT
AIRPLANE PARTS CATALOG



LOOKING DOWN ON FLAP COMPENSATOR INSTALLATION

Figure 79. Autopilot Installation
Sheet 5 of 8

THE NEW PIPER AIRCRAFT, INC.
PA-32-301 FT
AIRPLANE PARTS CATALOG

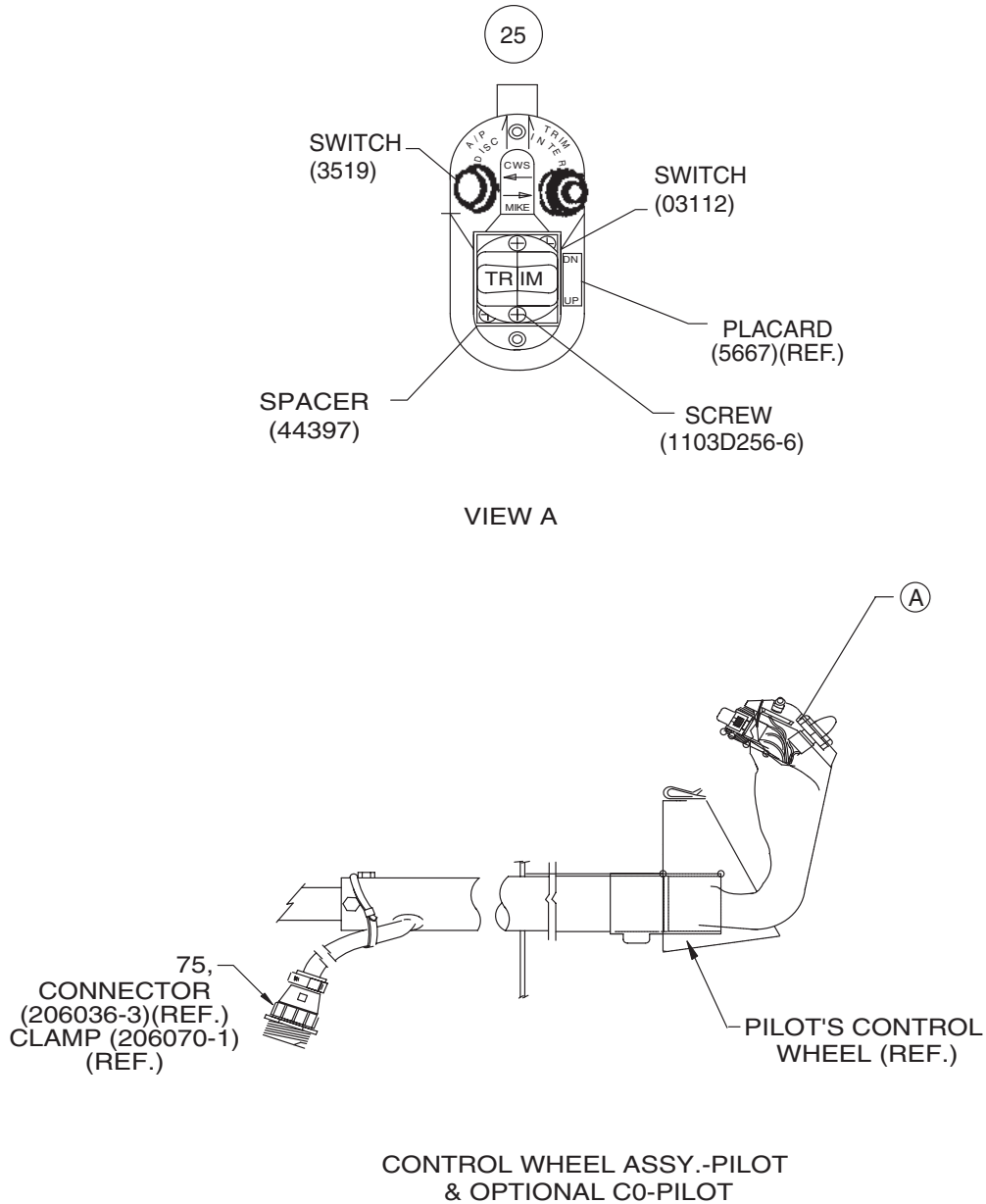
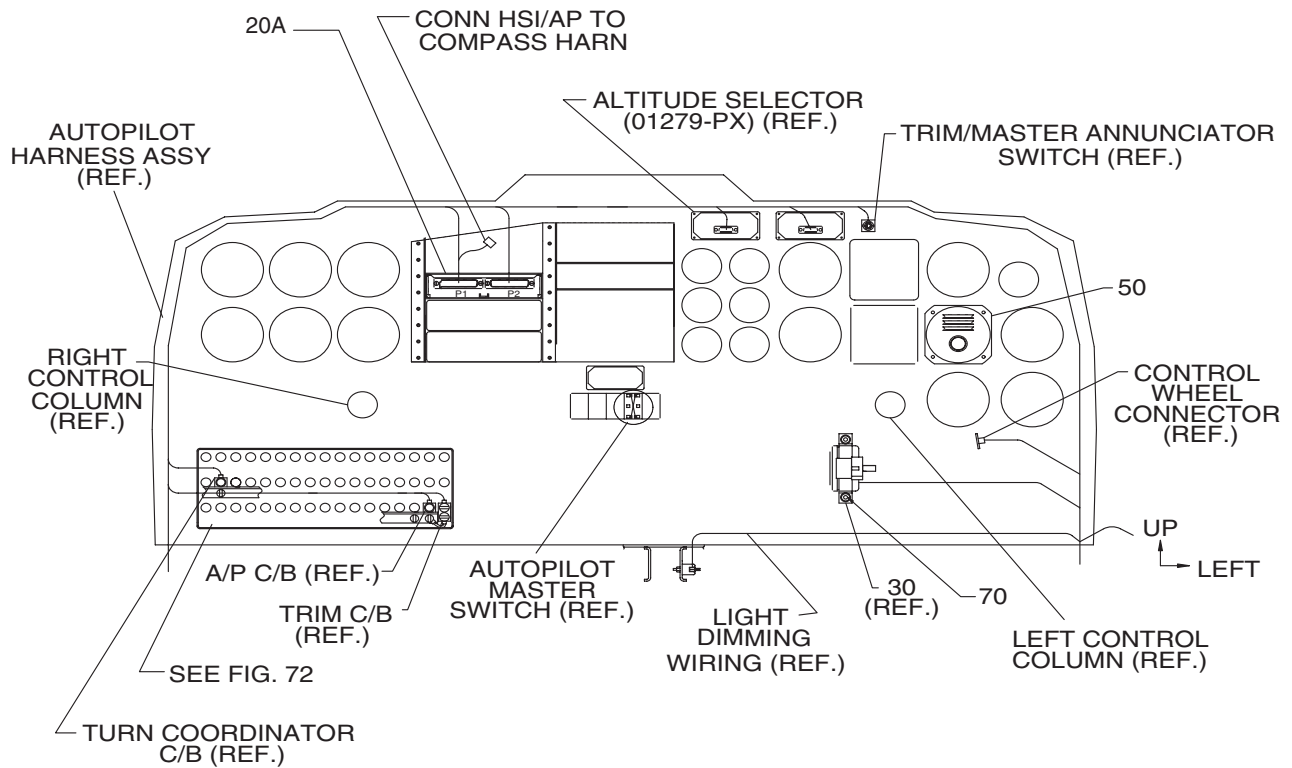


Figure 79. Autopilot Installation
 Sheet 6 of 8

Revised: June 10, 2004

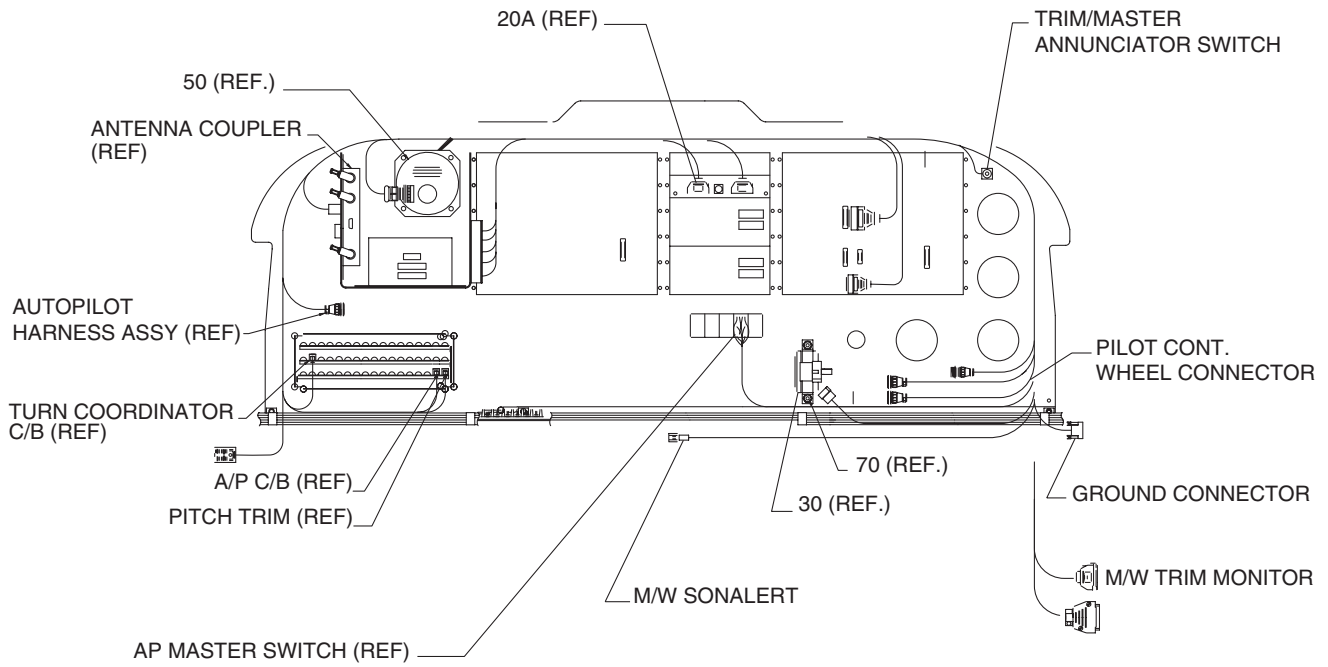
THE NEW PIPER AIRCRAFT, INC.
PA-32-301 FT
AIRPLANE PARTS CATALOG



INSTRUMENT PANEL-VIEW LOOKING AFT

Figure 79. Autopilot Installation
 Sheet 7 of 8

THE NEW PIPER AIRCRAFT, INC.
PA-32-301 FT
AIRPLANE PARTS CATALOG



INSTRUMENT PANEL - VIEW LOOKING AFT
(ENTEGR A INSTALLATION ONLY)

Figure 79. Autopilot Installation
Sheet 8 of 8

Revised: June 10, 2004

THE NEW PIPER AIRCRAFT, INC.
PA-32-301 FT
AIRPLANE PARTS CATALOG

Figure and Index Number	Part Number	Nomenclature	No. Req.	Serial Numbers Affected
79	105206 (B)	DRAWING - Avionics System Installation		
	105207 (J)	DRAWING - Autopilot Installation-System 55X		
	101844 (C)	DRAWING - Avionics System Installation (Entegra)		3232014 and up
	101842 (B)	DRAWING - Autopilot Installation 55X (Entegra)		3232014 and up
5	652-386	AUTOPILOT KIT - (902407) (SEE NOTE 1)	1	
5	652-505	AUTOPILOT KIT - (904407) (SEE NOTE 1) (Used on Entegra System Installation only)	1	3232014 and up
-10	652-390	* PITCH SERVO INSTALLATION KIT - (902407-4) (SEE NOTE 1)	1	
-10	652-502	* PITCH SERVO INSTALLATION KIT - (904407-1) (SEE NOTE 1) (Used on Entegra System Installation only)	1	3232014 and up
10a	692-411	* * PITCH SERVO - (0108-15-P1) (SEE NOTES 1 and 2)	1	
15	652-389	* ROLL SERVO INSTALLATION KIT - (901407-3) (SEE NOTE 1)	1	
15	652-503	* ROLL SERVO INSTALLATION KIT - 904407-3) (SEE NOTE 1) (Used on Entegra System Installation only)	1	3232014 and up
20	652-387	* PROGRAMMER COMPUTER INSTALLATION KIT - (902407-1) (SEE NOTE 1)	1	
20	652-504	* PROGRAMMER COMPUTER INSTALLATION KIT - (904407-1) (SEE NOTE 1) (Used on Entegra System Installation only)	1	3232014 and up
20a	600-520	* * COMPUTER - (01192-12-68TF) (SEE NOTES 1 and 2)	1	
25	652-393	* SWITCH INSTALLATION KIT - (90407-7) (SEE NOTE 1)	1	
30	652-388	* TRANSDUCER INSTALLATION KIT - (90407-2) (SEE NOTE 1)	1	
30a	458-940	* * HOSE - (AN 844-4D)	1	
35	652-391	* TRIM SERVO INSTALLATION KIT - (90407-5) (SEE NOTE 1)	1	
40	652-392	* POTENTIOMETER INSTALLATION KIT - (901407-6) (SEE NOTE 1)	1	
40	652-501	* POTENTIOMETER INSTALLATION KIT - (904407-6) (SEE NOTE 1) (Used on Entegra System Installation only)	1	3232014 and up
-45	652-397	* ANNUNCIATOR SYSTEM - (901407-12) (SEE NOTES 1 AND 3)	1	
45a	602-306	* * ANNUNCIATOR - (01188-PX) (SEE NOTES 1 AND 3)	1	
50	694-102	* TURN COORDINATOR - (6405-28L) (SEE NOTE 1)	1	
55	416-300	SCREW - (AN 525-832R8)	10	
60	652-158	ALTITUDE ALERTER KIT - (901482) (SEE NOTES 1 AND 3) (Optional Equipment (on 105207-003) only)	1	
65	401-266	BOLT - (AN 3-5A)	15	
-65a	690-612	WASHER - (NAS 1149FO363P)	30	
-65b	406-443	NUT - (NAS 679A-3W)	15	
70	515-717	SCREW	2	
-70a	690-616	WASHER - (NAS 1149FN832P)	2	
-70b	406-625	NUT - (NAS 679A-08)	2	
75	588-794	CONTACT	13	
80	588-041	SPRING - (20C217) (Used on Entegra System only)	1	3232014 and up

- ITEM NOT ILLUSTRATED

When ordering, always specify Part Number, Description, and Serial Number of Aircraft

**THE NEW PIPER AIRCRAFT, INC.
PA-32-301 FT
AIRPLANE PARTS CATALOG**

Figure and Index Number	Part Number	Nomenclature	No. Req.	Serial Numbers Affected
79-				
81	584-417	RELAY - (K10P-11D15-24) (Used on Entegra System only)	1	3232014 and up
82	105208-002	BRACKET (Used on Entegra System only)	1	3232014 and up
83	415-304	SCREW - (MS27039-0807) (Used on Entegra System only)	2	3232014 and up
-83a	408-043	STARWASHER - (MS35333-38) (Used on Entegra System only)	1	3232014 and up
84	584-418	SOCKET - (27E488) (Used on Entegra System only)	1	3232014 and up

NOTES:

1. All S-TEC parts must be procured from S-TEC. The S-TEC part numbers are subject to change. Contact S-TEC to verify part number prior to procuring from S-TEC.
2. Reference Piper Service Bulletin 1145 - latest revision for serial numbers 3232003 thru 3232010, 3232012 and 3232013.
3. Not used with Entegra System Installation.
4. Components listed in this illustration are also used for Entegra Installation, unless otherwise noted.

- ITEM NOT ILLUSTRATED

When ordering, always specify Part Number, Description, and Serial Number of Aircraft

Revised: June 10, 2004

**THE NEW PIPER AIRCRAFT, INC.
PA-32-301 FT
AIRPLANE PARTS CATALOG**

THIS PAGE INTENTIONALLY LEFT BLANK

**THE NEW PIPER AIRCRAFT, INC.
PA-32-301 FT
AIRPLANE PARTS CATALOG**

Figure and Index Number	Part Number	Nomenclature	No. Req.	Serial Numbers Affected
----------------------------------	----------------	--------------	-------------	----------------------------

AVIONIC INSTALLATION DRAWINGS

105201-002		Avionics System Installation		3232001 only
105206-002		Avionics System Installation		3232002 thru 3232013
105206-003		Avionics System Installation		3232014 and up
101844-002		Avionics System Installation (Entegra)		3232014 and up

When ordering, always specify Part Number, Description, and Serial Number of Aircraft

Revised: June 10, 2004

**THE NEW PIPER AIRCRAFT, INC.
PA-32-301 FT
AIRPLANE PARTS CATALOG**

**GRIDS 2C18 THRU 2C24
INTENTIONALLY BLANK**

**THE NEW PIPER AIRCRAFT, INC.
PA-32-301 FT
AIRPLANE PARTS CATALOG**

**SECTION XIII
MISCELLANEOUS GROUP**

Revised: June 10, 2004

THE NEW PIPER AIRCRAFT, INC.
PA-32-301 FT
AIRPLANE PARTS CATALOG

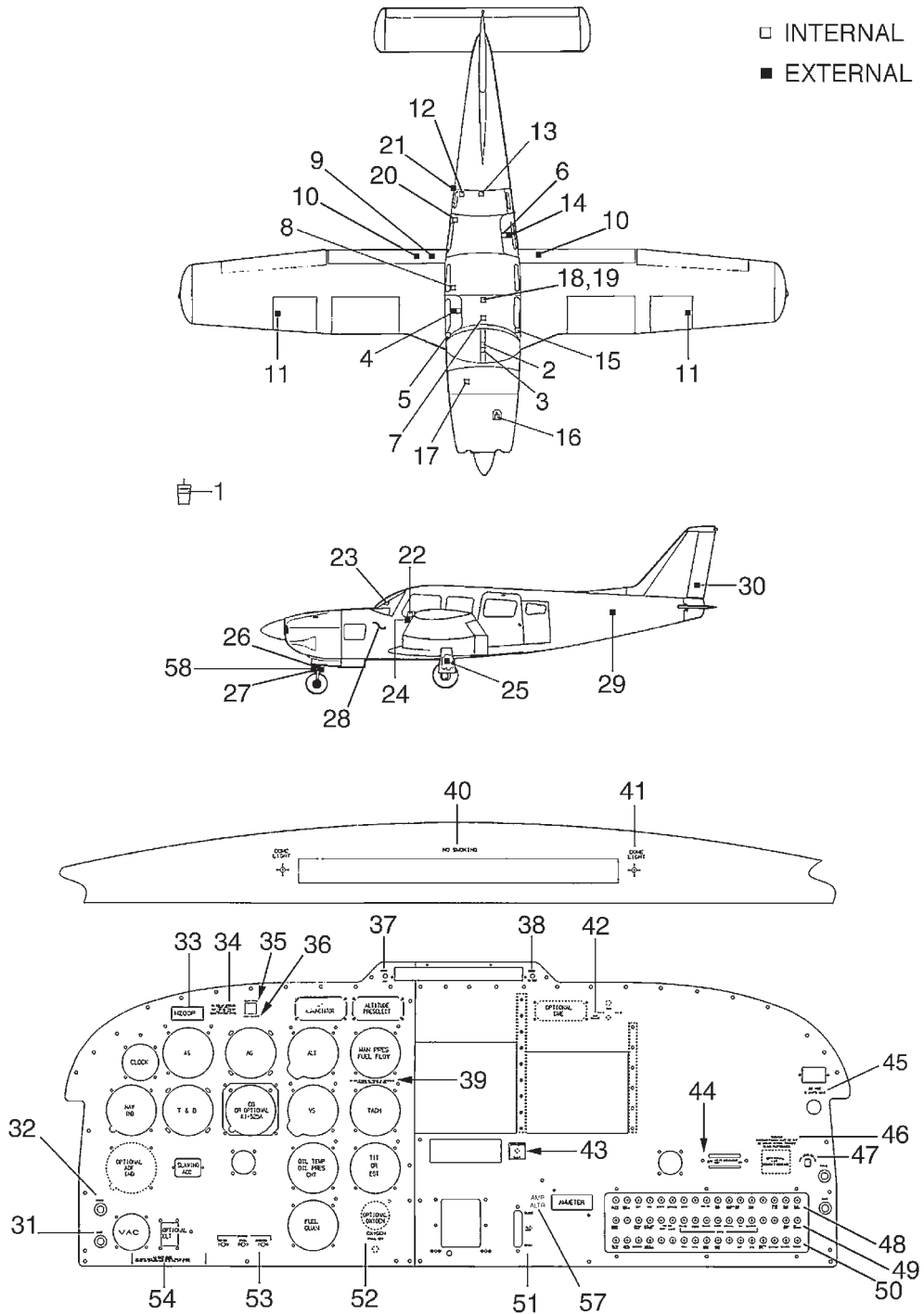


Figure 80. Placards Installation

Revised: June 10, 2004

THE NEW PIPER AIRCRAFT, INC.
PA-32-301 FT
AIRPLANE PARTS CATALOG

Figure and Index Number	Part Number	Nomenclature	No. Req.	Serial Numbers Affected
80	104760 (P)	DRAWING - Placard Installation		
1	581-055	PLACARD - Fuel Check Bottle (62923-002)	1	
2	583-389	PLACARD - Fuel Selector (35669-162)	1	
3	581-505	PLACARD - Rudder Trim Nose L - R (69363-000)	1	
4	63774-000	SILK SCREEN - Door Release	1	
5	683-410	PLACARD - Door Open, Fwd, looking inboard (35669-234) (Alternate part 683-951 (35669-236) may be used)	1	
-5a	683-409	PLACARD - Door Open, Fwd, looking outboard (84967-291)	1	
-5b	656-277	DECAL - Latched (Fwd Cabin Door) looking outbd (100700-026)	1	
-5c	656-278	DECAL - Caution (Fwd Cabin Door Handle) looking outboard (100700-027)	1	
6	36501-002	SILKSCREEN - Engage Latch, aft door	1	
-6a	683-411	PLACARD - Door Open, Aft, looking inboard (35669-233) (Alternate part 683-950 (35669-235) may be used)	1	
-6b	683-408	PLACARD - Door Open, Aft, looking outboard (69669-223)	1	
7	581-689	PLACARD - Stabilator Trim - Dn * N * Up (67786-000)	1	
8	581-123	PLACARD - Fuel Sys Sump Drain (65463-000)	1	
9	582-789	PLACARD - Warning - flap step unsafe (35664-002)	1	
10	656-235	DECAL - No Step (100700-002)	2	
-10a	656-236	DECAL - No Step (100700-003)	2	
11	456-682	DECAL - Avgas Only (Gem No. 2)	2	
12	656-006	PLACARD - Max. Baggage, aft (84967-013)	1	
-12a	101116-002	PLACARD - Max. Allow. Wt.	1	
13	581-661	PLACARD - Maximum Baggage, aft (with hatshelf) (96272-003)	1	
-13a	581-557	PLACARD - Soft Wear Only, aft (optional) (66787-000)	1	
14	583-537	PLACARD - Door Release (87335-000)	1	
-14a	68190-000	SILK SCREEN - Door Release	1	
15	683-306	PLACARD - Operating Category (69669-199)	1	
16	683-960	PLACARD - Oil Grade (35669-238)	1	
17	583-077	PLACARD - Maximum Baggage, fwd (35669-063)	1	
18	583-079	PLACARD - Flap Lever (35699-027)	1	
19	683-316	PLACARD - Cabin Air (69669-206)	1	
20	100882-002	PLACARD - No Smoking	1	
-20a	519-886	SCREW - (AN530-4R6)	2	
21	683-315	PLACARD - External Power (69669-205) (Alternate part 656-245 (100700-012) may be used)	1	
22	582-652	PLACARD - Storm Window (69669-141)	1	
23	583-666	PLACARD - Compass Deviation (87369-027)	1	
24	583-582	PLACARD - Level Point (87341-003)	1	
-24a	656-280	DECAL - Level Point (100700-024)	1	
25	583-402	PLACARD - Main Tire Press and Strut Service (35669-170)	2	
26	583-403	PLACARD - Strut and Tire Service (35669-171)	1	
27	683-404	PLACARD - Turn Limit (35669-229)	1	
28	683-914	DECAL - Engine Control - Throttle Prop Mix (100700-059)	1	
29	656-237	DECAL - Static Vents (100700-004)	2	
-29a	656-238	DECAL - Static Vents (100700-005)	2	
30	583-581	PLACARD - Do Not Push (87341-002)	1	
-30a	656-279	DECAL - Do Not Push (100700-025)	1	
31	683-293	PLACARD - Mike (84967-132)	2	
32	683-292	PLACARD - Phone (84967-131)	2	
33	480-987	PLATE - (N.....) (19099-002)	1	
34	683-406	DECAL - VA Speed/Demo X-Wind (35669-231)	1	
35	656-258	DECAL - Elev Trim (optional) (84967-215)	1	
36	656-259	DECAL - Elev Trim Push On/Off (optional) (84967-216)	1	

- ITEM NOT ILLUSTRATED

When ordering, always specify Part Number, Description, and Serial Number of Aircraft

Revised: June 10, 2004

THE NEW PIPER AIRCRAFT, INC.
PA-32-301 FT
AIRPLANE PARTS CATALOG

Figure and Index Number	Part Number	Nomenclature	No. Req.	Serial Numbers Affected
80-				
37	683-291	PLACARD - Day-Night (84967-130)	1	
38	683-294	PLACARD - Press to test (84967-133)	1	
39	683-309	PLACARD - Manifold Pressure Limit (84967-144)	1	
40	656-347	DECAL - No Smoking (100700-032)	1	
41	656-348	DECAL - Dome Light (100700-033)	1	
42	656-341	DECAL - DME Select (optional) (84967-244)	1	
43	656-365	PLACARD - Stormscope (optional) (84967-268)	1	
44	683-302	PLACARD - Heat-Def - on off (84967-139)	1	
45	683-366	PLACARD - 28 VDC 5 amps max (84967-259)	1	
46	683-180	DECAL - Air Conditioning (optional) (84967-189)	1	
47	656-181	DECAL - Air Conditioning (optional) (84967-190)	1	
48	656-264	DECAL - Circuit Breaker (100835-005)	1	
49	656-263	DECAL - Circuit Breaker (100835-002)	1	
50	656-366	DECAL - Circuit Breaker (100835-010)	1	
51	683-305	PLACARD - Alt Air - open close (84967-142)	1	
52	656-147	DECAL - Oxygen Pull On (optional) (84967-155)	1	
53	656-108	PLACARD - Dimming Lights (84967-101)	1	
54	683-297	PLACARD - Alt Static Source (84967-136)	1	
-55	656-255	DECAL - Armrest To Be Stowed (optional) (100700-020)	1	
-56	— —	DELETED		
57	683-311	PLACARD - AMP ALTR (84967-145)	1	
58	683-407	PLACARD - Landing Light (35669-232)	1	

- ITEM NOT ILLUSTRATED

When ordering, always specify Part Number, Description, and Serial Number of Aircraft

**THE NEW PIPER AIRCRAFT, INC.
PA-32-301 FT
AIRPLANE PARTS CATALOG**

Figure and Index Number	Part Number	Nomenclature	No. Req.	Serial Numbers Affected
----------------------------------	----------------	--------------	-------------	----------------------------

PIPER SERVICE AND OPTIONAL KITS

766-222		FIRE RESISTANT FIBERGLASS REPAIR KIT		
---------	--	--------------------------------------	--	--

**THE NEW PIPER AIRCRAFT, INC.
PA-32-301 FT
AIRPLANE PARTS CATALOG**

**GRIDS 2D6 THRU 2D24
INTENTIONALLY BLANK**

THE NEW PIPER AIRCRAFT, INC.
PA-32-301 FT
AIRPLANE PARTS CATALOG

NUMERICAL INDEX

Part Number	Figure and Index No.	Part Number	Figure and Index No.	Part Number	Figure and Index No.	Part Number	Figure and Index No.
06311-015	77-5	35207-000	69-16	36722-006	14-129	38091-002	51-1
06311-016	77-5	35207-004	69-18	36722-007	17-36a	38118-003	3-13
13071-000	23-28	35214-002	68-35	36722-011	17-36	38118-005	2-4
13074-002	24-3	35270-000	23-5	37280-005	5-5	38118-006	3-12
14627-003	15-4	35282-000	23-2	37281-002	5-19	38145-000	8-5b
14635-002	15-6	35283-000	23-4	37343-078	45-38	38145-006	8-5c
14843-090	15-15	35284-002	23-3	37343-078	45A-15	38151-003	23-6
18219-000	51-40	35337-002	4-49	37343-079	45-39	38154-000	53-4
18321-000	68-25	35402-000	56-34	37343-079	45A-16	38166-002	46-23
18457-000	2-2	35404-000	4-38	37343-080	45-4	38192-000	19-4
19336-000	38-12	35404-001	4-38a	37343-081	45-8	38204-003	63A-11
19336-000	39-5	35425-000	4-39	37343-082	45-40	38211-000	3-14
19336-001	38-12a	35476-003	55-6a	37365-004	72-54	38211-001	3-14a
19336-001	39-5a	35497-000	64-17	37511-026	17-27	38222-003	19-18
19365-002	38-14	35507-002	45-37	37660-000	68-55	38229-000	7-7
19365-002	39-7	35630-016	2-10	37745-002	54-7	38230-004	54-4
19392-015	39-6	35640-008	5-8	37794-002	53-41	38245-000	19-17
21176-000	15-22	35640-009	5-8a	37796-002	40-3	38483-002	3-25
21176-000	16-5	35640-010	5-9	37797-002	40-6	38483-003	3-25a
21478-000	15-19	35640-011	5-9a	37829-007	41-14	38484-004	3-24
21843-000	15-17	35641-022	2-25	37829-010	41-14	38484-005	3-24a
21844-000	15-18	35641-023	2-26	37833-005	51-37	38486-002	11-33
22105-003	63-11	35669-023	30-27	37833-008	51-84	38487-005	11-29
22482-000	67-55	35696-002	45-36	37839-002	41-10	38488-002	2-6
23319-000	52-9	35725-002	2-3	37850-002	41-7	38488-002	54-1
23969-005	68-30	35733-004	3-23	37871-012	37-11	38488-003	2-6a
23969-005	74-6	35733-005	3-23a	37871-012	68-59	38488-003	54-1a
24047-000	51-6	35777-007	23A-10	37873-003	68-58	38493-004	4-2
24048-000	51-7	35777-008	23A-9	37880-002	30-9	38493-005	4-2a
24787-004	47-6	35801-019	46-69	37880-003	30-9a	38496-009	3-22
24787-005	47-7	35944-014	30-1	37881-003	30-28	38496-010	3-22a
24788-000	47-8	36501-002	80-6	37882-002	30-13	38497-002	3-5
24791-000	47-11	36558-002	63-18	37882-004	30-14	38497-003	3-5a
24793-008	47-12	36558-005	63-19	37929-002	23-8	38499-004	4-3
24793-009	47-13	36559-002	30-2	37932-002	23-9	38499-005	4-3a
24798-002	23-38	36559-003	30-3a	37939-002	68-57	38502-002	3-34
24820-000	47-15b	36559-004	30-3	37939-003	7-26	38502-003	3-34a
24862-024	47-16a	36572-003	15-52	37994-003	45-32	38503-002	4-8
24862-026	47-16	36590-002	15-29	37996-002	16-3	38503-003	4-8a
24862-028	47-16b	36612-002	64-3	37997-002	64-33	38504-004	4-48a
24995-000	46-26	36612-002	67-59	38019-003	46-10	38504-005	4-48
26345-008	47-1	36615-005	64-1	38019-014	46-9	38505-002	4-6
26898-003	68-18	36615-005	67-69	38046-000	7-28	38505-003	4-6a
26898-005	75-11	36615-006	67-72	38046-002	7-27	38509-002	4-14
35158-002	23-14	36615-007	67-73	38080-009	46-14	38509-003	4-14a
35166-000	3-26	36615-008	67-71	38080-012	46-18	38510-002	4-12
35166-001	3-26a	36615-009	67-68	38080-015	46-16	38510-003	4-12a
35168-012	4-4	36616-003	64-2	38080-017	46-20	38511-002	4-13
35168-013	4-4a	36616-003	67-70	38080-022	46-13	38511-003	4-13a
35174-000	4-10	36712-002	19-17a	38080-024	46-15	38514-002	4-7
35174-001	4-10a	36722-005	14-129a	38084-003	51-36	38514-003	4-7a

THE NEW PIPER AIRCRAFT, INC.
PA-32-301 FT
AIRPLANE PARTS CATALOG

NUMERICAL INDEX

Part Number	Figure and Index No.	Part Number	Figure and Index No.	Part Number	Figure and Index No.	Part Number	Figure and Index No.
38515-002	4-9	38646-003	5-7a	39727-002	10-13	62413-001	13-28a
38515-003	4-9a	38647-002	5-2	39820-002	54-17f	62414-000	13-27
38517-002	54-3	38647-003	5-2a	39821-002	54-17e	62414-001	13-27a
38520-002	3-4	38648-004	5-4	39822-002	54-17b	62421-000	11-25
38520-003	3-4a	38648-005	5-4a	39822-003	54-17a	62421-001	11-25a
38523-003	3-21a	38649-002	4-28	39824-003	54-16a	62443-000	13-6
38523-004	3-21	38649-003	4-28a	41001-010	55-10	62444-005	13-16
38526-002	3-33	38650-004	2-22	41001-010	57-3	62445-000	13-20
38526-003	3-33a	38650-004	5-1	41001-010	57-9	62451-000	13-29
38528-003	3-30	38650-005	2-22a	41001-010	59-3	62453-000	13-17
38528-004	3-31	38650-005	5-1a	42513-000	74-34	62455-000	13-30
38528-005	3-31a	38651-002	55-41	51006-000	42-4	62471-000	13-21
38528-006	3-29	38651-003	55-42	53916-002	70-15	62506-000	9-40
38540-003	3-24c	38651-004	55-43	53916-003	70-16	62506-003	9-44
38540-004	3-24b	38651-006	55-48	55447-002	51-46	62506-004	9-45
38549-002	3-3	38651-007	55-49	56832-007	45-22b	62514-000	8-20
38549-003	3-3a	38651-009	55-45	56958-050	46-72	62542-000	8-35
38550-008	2-1	38651-010	55-47	59348-007	68-28	62542-001	8-35a
38550-008	3-1	38651-011	55-46	61879-002	46-7	62543-000	11-4
38550-008	4-1	38651-019	55-52	62002-002	19-19	62543-002	11-4a
38550-009	2-1a	38651-020	55-56	62002-003	19-20	62543-002	65-21
38550-009	3-1a	38651-021	55-57	62002-004	19-21	62545-003	11-36a
38550-009	4-1a	38652-002	4-46	62019-004	61-2	62554-000	12-14
38552-002	53-57	38652-003	4-46a	62033-000	54-2	62554-000	12-16
38564-002	3-10	38653-002	4-47	62044-000	54-9	62557-004	38-32
38565-002	2-16	38653-003	4-47a	62061-005	3-15	62558-000	11-6a
38568-002	3-11	38656-002	4-45	62085-002	3-8	62558-001	11-8a
38568-003	3-11a	38656-003	4-45a	62085-003	3-8a	62563-000	12-20
38570-003	11-49	38660-002	5-17	62091-002	3-6	62563-001	12-20a
38570-004	11-50	38660-003	5-17a	62129-003	4-43a	62563-002	12-20b
38571-002	3-32	38661-002	5-6	62129-004	4-43	62566-000	12-21
38572-002	2-7	38661-003	5-6a	62129-007	2-21b	62581-000	11-17a
38574-003	4-5	38663-002	4-27	62129-008	2-21c	62581-001	11-17
38581-006	4-25	38665-002	55-6	62279-002	75-3	62601-002	11-62
38581-007	4-25a	38666-002	55-5	62320-003	6-13	62606-000	11-63
38581-010	4-26	38666-003	55-5a	62324-000	6-5	62607-000	11-64
38581-011	4-26a	38676-002	2-15	62324-001	6-5a	62608-000	11-65
38589-002	4-23	38719-002	11-55b	62327-000	6-7	62620-000	11-57
38589-003	4-23a	38719-003	11-55c	62328-000	6-8	62644-003	8-36
38590-002	4-22	38727-022	23-35	62328-000	6-9a	62645-004	13-22
38591-002	4-22a	38727-022	46-1	62328-001	6-8a	62653-004	8-22
38592-006	54-15	38729-020	23-39	62328-001	6-9	62654-000	38-31
38596-005	54-24	38737-002	48-4	62330-000	6-11	62654-003	41-30
38599-002	54-16	38738-005	48-5	62330-001	6-11a	62656-000	9-19
38608-002	7-17	38739-002	48-6	62331-000	6-12	62664-000	11-58
38619-004	54-25	38743-005	34-67	62331-001	6-12a	62665-002	13-9
38644-002	5-10	38744-002	8-3b	62332-000	6-10a	62674-001	8-21a
38644-003	5-10a	38905-003	68-6	62332-002	6-10	62674-003	8-21
38645-002	5-15	39515-002	8-40	62336-000	6-17	62679-000	11-56
38645-003	5-15a	39515-003	8-40a	62336-001	6-17a	62679-001	11-56a
38646-002	5-7	39662-017	68-34	62413-000	13-28	62697-002	9-46

**THE NEW PIPER AIRCRAFT, INC.
PA-32-301 FT
AIRPLANE PARTS CATALOG**

NUMERICAL INDEX

Part Number	Figure and Index No.	Part Number	Figure and Index No.	Part Number	Figure and Index No.	Part Number	Figure and Index No.
62701-008	59-2	62743-011	57-7	62858-003	56-32	63468-000	32-11
62701-014	56-43	62753-000	13-18	62858-004	56-33	63468-000	62-32
62701-036	55-1	62761-000	11-38	62858-005	61-31	63469-000	32-12
62701-037	57-1a	62761-001	11-38a	62859-000	13-15d	63469-000	62-13
62701-037	59-1	62763-000	11-18	62867-002	32-18	63469-001	32-13
62701-041	58-1	62763-002	56-34a	62874-006	9-4	63469-001	62-10
62701-200	55-3	62764-000	56-7	62923-002	54-14	63470-000	32-14
62701-201	55-4	62764-002	56-8	63020-002	14-124	63470-000	62-17
62701-202	55-2	62778-000	61-21	63020-002	15-75	63473-006	32-6
62701-205	57-2a	62782-000	61-14	63020-002	15-76b	63473-006	62-1
62701-207	57-1	62784-000	61-15	63039-000	15-45	63478-000	32-16
62701-208	57-2	62789-000	56-6	63039-004	51-11	63478-000	62-19
62701-216	58-36	62820-000	56-30	63045-000	15-42	63481-002	32-24
62703-034	61-3	62821-000	56-31	63078-006	13-15	63481-002	62-8
62706-007	56-26	62828-002	60-1	63186-002	19-16	63481-003	32-24a
62709-000	57-23	62829-005	60-1a	63186-003	53-59	63481-003	62-7
62710-002	55-19	62831-000	60-5	63186-009	23A-6	63481-004	32-24b
62710-003	57-16	62832-000	60-6	63186-021	19-7	63481-005	62-2
62710-003	59-4	62833-011	53-24	63207-000	45-1	63481-009	32-24c
62711-002	55-11a	62833-017	62-26	63257-000	17-26	63481-009	62-6
62711-003	55-13a	62833-018	58-39	63287-000	34-59	63485-000	32-17
62711-003	57-3b	62833-023	61-37	63293-002	17-23	63485-000	62-15
62711-003	57-27a	62833-027	27-17	63307-000	27-8	63485-001	32-17b
62711-003	57-28a	62833-036	53-23	63310-000	27-15	63485-001	62-11
62711-004	13-10	62833-037	58-3	63311-000	27-4	63485-002	32-17a
62711-004	58-10	62833-039	14-123	63311-003	27-3	63485-003	32-17c
62712-002	56-45	62833-039	15-76a	63312-000	27-29	63501-003	21-5
62712-003	55-22	62833-039	15-83a	63312-002	27-30	63502-000	21-6
62712-004	61-18	62833-046	51-19	63314-000	27-7	63504-000	21-10
62713-003	55-11b	62833-050	51-16	63324-004	31-1	63506-000	21-9
62714-002	57-29	62833-078	38-18	63325-000	31-2	63509-000	21-12
62714-003	57-20	62833-085	61-27a	63332-003	27-38	63510-000	21-14
62714-003	57-30	62833-086	46-19b	63332-006	27-39	63513-000	21-2
62714-003	58-16	62833-086	61-27b	63354-000	31-26	63515-000	21-13
62714-004	55-40	62833-101	15-54a	63356-000	31-56	63530-000	58-38
62715-002	55-13b	62833-101	34-34c	63357-000	31-57	63543-000	22-5
62715-002	57-3c	62833-101	51-82	63392-000	20-2	63544-000	22-4
62715-002	57-28b	62833-101	67-16b	63392-001	20-2a	63545-000	22-3
62715-003	57-27b	62833-101	67-31b	63393-000	20-3	63546-000	22-6
62716-007	61-8	62833-105	14-35	63393-001	20-3a	63550-000	22-10
62727-000	56-14	62833-126	60-3	63395-000	22-9	63560-002	19-10
62727-001	56-14a	62834-002	61-9	63396-002	22-2	63560-002	20-23
62743-002	55-18	62836-000	60-13	63398-000	21-3	63560-003	20-24
62743-003	57-25	62837-002	60-14	63398-001	21-3a	63561-005	20-12
62743-003	59-19	62838-000	60-11	63404-000	61-22	63562-000	20-13
62743-004	59-5	62839-000	61-20	63451-000	62-27	63563-000	20-20
62743-005	57-26	62840-002	61-30	63455-000	62-25	63564-000	20-21
62743-006	55-16	62840-003	61-30a	63456-000	62-22	63565-002	20-22
62743-008	59-15	62845-002	61-19	63459-018	62-9	63566-002	20-17
62743-009	59-14	62856-000	56-20	63464-005	32-10	63566-002	20-18
62743-010	57-8	62856-001	56-20a	63464-005	62-2a	63566-003	20-17a

THE NEW PIPER AIRCRAFT, INC.
PA-32-301 FT
AIRPLANE PARTS CATALOG

NUMERICAL INDEX

Part Number	Figure and Index No.	Part Number	Figure and Index No.	Part Number	Figure and Index No.	Part Number	Figure and Index No.
63566-003	20-18a	63900-031	55-39a	63904-068	65-2	65034-000	21-11
63567-000	20-19	63900-031	57-15	63904-092	65-1	65034-001	21-11a
63569-000	20-14	63900-031	59-9	63904-112	64-6	65050-000	62-23
63570-000	20-15	63900-037	57-10	63904-112	67-61	65061-002	49-3b
63571-000	20-16	63900-038	56-13	63913-003	46-28	65071-000	11-19
63571-002	20-16a	63900-039	56-15	63913-011	46-27	65072-000	7-18
63572-000	20-9	63900-041	23-21	63913-026	46-27a	65103-003	48-10
63573-000	20-4	63900-046	9-47	63913-049	43-5	65114-000	13-11
63573-001	20-4a	63900-046	9-54	63913-055	43-22	65119-000	12-4
63575-000	20-5	63900-047	9-47a	63913-064	43-40	65119-001	12-4a
63575-002	20-5a	63900-050	15-43	63913-092	53-55	65126-000	11-44
63584-000	19-8	63900-055	58-24	63913-093	53-54	65126-001	11-45
63585-000	19-9	63900-056	58-23	63913-106	45-3	65165-087	67-30
63585-001	19-9a	63900-057	58-14	63913-106	45-18	65213-006	76-21
63586-000	19-11	63900-058	58-13	63913-106	45A-6	65244-000	58-41a
63586-001	19-11a	63900-061	58-4	63913-115	45A-1	65245-000	58-37a
63587-000	19-12	63900-062	58-12	63913-132	31-22	65246-000	58-33
63587-001	19-12a	63900-064	61-34	63913-133	46-60	65248-003	58-28
63588-000	19-13	63900-066	65-27	63913-140	53-53	65249-002	58-32
63633-006	47-17	63900-066	66-24	63913-155	43-4	65250-002	58-37b
63633-006	63-51	63900-081	17-12	63913-188	53-56	65251-000	58-41b
63633-019	63-31	63900-082	17-13	63913-199	66-12	65252-000	58-34
63633-020	63-58	63900-090	17-15	63913-228	43-39	65253-002	58-31a
63633-030	63-4	63900-127	65-20	63913-248	52-4	65254-000	58-50
63633-033	47-19	63900-131	31-60	63914-007	31-59	65258-002	58-40
63633-033	63-52	63900-145	38-33a	63915-006	31-65	65258-004	58-41
63633-066	63-5	63900-145	38-34c	63927-000	61-33	65258-008	58-31
63633-100	66-5	63900-145	39-17b	63942-000	2-31	65258-009	58-37
63633-135	78-20	63900-146	41-27c	63942-001	2-31a	65276-000	24-29
63633-136	78-15	63900-147	34-34b	63955-002	57-27	65291-003	49-19
63633-148	64-12a	63900-147	39-18b	63955-003	55-13	65318-000	63-3
63633-158	63A-1	63900-149	41-19	63955-003	57-3a	65341-000	22-8
63633-161	63A-4	63901-009	31-51b	63955-003	57-28	65342-002	19-3
63633-184	64-12	63901-009	32-2	63955-004	56-44	65342-002	22-1
63633-204	63A-13	63901-017	27-36	63955-005	55-11	65400-002	53-8
63633-210	46-68	63901-028	32-1	63959-002	23-36	65407-007	53-2
63633-212	63-6	63901-029	32-3	63976-017	31-53	65413-000	24-5
63633-213	63-6	63901-030	31-51	63976-018	31-36	65432-000	24-30
63656-002	23-1	63901-030	32-4	63976-020	63-59	65440-007	16-7
63744-009	18-17	63901-033	52-3	63976-022	65-17	65461-019	53-5
63744-010	16-15	63901-040	52-2	63976-023	53-22	65485-000	27-21
63744-010	17-35	63901-059	31-51c	63976-027	65-18	65488-000	27-20
63774-000	80-4	63901-060	27-37	63976-035	53-88	65489-000	27-19
63882-003	76-22	63901-065	31-51a	63976-051	65-32	65490-000	27-19a
63882-009	58-40b	63901-126	52-1	63976-052	65-19	65493-010	27-1
63900-007	41-27d	63901-155	46-40	63976-079	53-89	65493-011	27-1a
63900-019	2-44	63901-158	46-61	65000-022	23-37	65493-012	27-1b
63900-020	2-43	63901-159	46-37	65003-003	62-24	65493-013	27-1c
63900-023	34-54	63901-174	46-58	65003-006	58-40a	65494-000	13-14
63900-025	15-77	63904-022	53-7	65003-049	51-85	65556-003	12-28
63900-031	16-8	63904-030	53-6	65003-056	67-7	65556-004	67-56

THE NEW PIPER AIRCRAFT, INC.
PA-32-301 FT
AIRPLANE PARTS CATALOG

NUMERICAL INDEX

Part Number	Figure and Index No.	Part Number	Figure and Index No.	Part Number	Figure and Index No.	Part Number	Figure and Index No.
65586-004	6-14	66761-002	3-18	67700-313	53-49	68217-000	8-5a
65586-005	6-14a	66761-003	3-18a	67700-314	53-50	68223-000	9-51
65587-000	6-15	66762-000	4-11	67700-315	53-51	68225-000	9-53
65588-000	6-3	66769-000	13-26	67700-316	45-16	68250-004	8-13
65589-000	6-4	66774-000	51-17	67700-337	53-52	68251-004	8-13a
65590-001	2-23a	66787-000	66-6	67700-363	53-47	68252-000	8-14
65590-001	6-1a	66789-000	51-48	67700-368	53-43	68253-000	8-15
65591-000	2-23	66789-000	63-9	67700-369	53-68	68254-000	8-16
65591-000	6-1	66789-000	68-20	67700-375	52-6	68258-005	8-17
65592-000	6-2	66794-000	8-24	67700-420	52-5	68264-000	11-42
65592-001	6-2a	66804-000	34-33	67700-421	52-7	68266-000	8-8
65593-001	6-16	66805-000	34-34	67700-425	45-41	68267-000	8-8d
65594-001	6-15a	66814-002	54-17	67700-426	45-17	68272-002	8-30
65595-001	6-18	66815-000	54-17c	67700-429	46-71	68272-003	8-31
65653-019	74-11a	66820-000	27-40	67700-430	46-56	68273-002	8-32
65656-000	11-41	66821-005	30-8	67723-000	2-8	68275-002	8-6
65656-001	11-41a	66822-009	19-35	67723-001	2-8a	68276-000	8-7
65657-002	11-40	66822-010	19-36	67728-000	54-18	68276-001	8-7a
65690-000	4-24	66843-002	24-2	67742-000	9-38	68277-000	8-6a
65690-001	4-24a	66855-004	51-33	68014-000	7-32	68278-000	8-9
65692-003	8-33	66965-000	12-3	68017-000	34-50	68280-000	8-8a
65692-004	17-34	66971-002	12-3a	68022-014	41-11	68281-000	8-8e
65721-000	2-46	66972-000	21-8	68024-000	63-15	68281-001	8-8f
65727-000	14-122	66975-004	19-2	68043-002	48-5a	68282-000	8-8b
65727-000	15-81	66975-004	21-1	68058-000	11-39	68282-001	8-8c
65735-018	34-48	66979-000	51-3	68090-016	34-43	68283-000	8-34
65735-019	34-47	67026-016	60-2	68090-017	34-43a	68283-001	8-34a
65742-000	18-19	67135-003	31-58	68094-003	34-43b	68284-002	8-11
65773-000	2-45	67136-004	31-23	68096-000	34-43d	68285-000	8-12
65782-000	18-20	67137-000	31-25	68110-000	3-9a	68286-000	8-12b
65870-004	34A-2	67138-000	31-24	68111-000	3-9	68290-003	8-37a
65871-000	34A-3	67139-000	31-27	68119-000	3-20	68290-004	8-39
65896-002	18-18	67140-002	31-28	68142-015	46-5	68290-005	8-38a
65898-007	4-31	67193-005	61-28	68142-016	46-5	68290-010	8-38
65898-016	4-29	67214-000	51-5	68155-000	8-45	68290-011	8-37
65898-017	4-29a	67215-003	51-9	68155-001	8-45a	68293-002	18-29
65899-000	6-6	67216-000	51-9a	68156-000	8-46	68313-000	9-22
66529-000	2-9	67218-000	51-12	68157-000	8-46a	68315-000	9-25
66530-000	60-4	67218-002	51-13	68174-000	15-26	68315-001	9-25a
66546-000	61-29	67223-000	51-2	68176-003	15-38	68319-000	9-52
66580-002	68-33	67249-000	13-7	68178-003	15-41	68320-003	9-11
66614-000	55-23	67404-002	68-38	68179-005	15-40	68323-000	9-26
66615-014	34-45	67404-003	68-40	68179-006	15-39	68323-001	9-26a
66618-002	23-13a	67462-009	42-20	68186-002	15-37	68324-000	9-27
66618-003	23-13	67487-003	75-12	68187-000	15-23	68325-002	9-12
66620-000	3-19	67487-005	75-9	68188-002	15-3	68326-000	9-15
66621-000	3-16	67692-025	2-21a	68190-000	80-14a	68327-000	9-14
66623-000	3-7	67700-096	53-46	68209-003	34-52	68328-002	9-29
66623-001	3-7a	67700-100	53-39	68214-000	8-4	68330-006	9-30
66641-000	15-16	67700-150	45-9	68214-001	8-4a	68331-000	9-13
66673-000	43-8	67700-312	53-48	68216-000	8-3	68331-001	9-13a

THE NEW PIPER AIRCRAFT, INC.
PA-32-301 FT
AIRPLANE PARTS CATALOG

NUMERICAL INDEX

Part Number	Figure and Index No.	Part Number	Figure and Index No.	Part Number	Figure and Index No.	Part Number	Figure and Index No.
68332-000	9-31	68451-000	56-1	68605-000	12-7	68650-012	34-68
68332-000	10-17	68452-000	56-2	68605-001	12-7a	68652-000	12-44
68333-000	10-17a	68453-000	55-24	68606-000	12-8	68655-002	12-12
68333-001	10-17b	68454-000	55-25	68606-001	12-8a	68656-000	12-40
68334-000	9-55	68464-000	31-52	68607-003	12-10	68657-000	12-5a
68335-000	10-18	68466-000	31-30	68608-000	12-42	68659-000	34-69
68338-000	9-32	68467-000	31-29	68608-001	12-42a	68662-003	34-65
68339-000	9-33	68472-000	58-26	68609-000	12-13	68663-012	34-70
68340-000	9-36	68488-002	34-53	68609-001	12-13a	68670-002	34-71
68341-000	9-37	68491-000	58-48	68610-002	34-49	68670-003	34-71a
68342-010	9-16	68495-003	34-58	68612-000	12-15	68670-004	34-71b
68342-011	9-16a	68501-007	11-2	68613-002	41-21	68677-000	12-18
68343-002	9-37a	68502-000	11-6	68613-003	41-21	68678-000	12-38
68344-000	9-28	68502-001	11-8	68615-005	12-19	68697-006	37-14
68349-000	9-34	68503-000	11-7	68616-000	12-19a	68699-000	61-35
68351-000	9-36a	68503-001	11-9	68617-000	12-22	68699-014	51-15
68352-003	9-3	68504-000	11-11	68618-000	12-23	68739-000	11-67
68353-000	10-7	68504-001	11-11a	68619-000	12-24	68751-002	48-6a
68357-001	10-2b	68505-000	11-3	68619-001	12-24a	68763-000	53-58
68359-000	10-3	68506-000	11-5	68621-002	12-25	68770-004	68-21
68362-000	9-43	68507-002	11-15	68621-003	12-25a	68770-006	51-49
68363-000	9-42	68508-001	11-12	68623-002	12-26	68770-014	51-51
68366-000	10-6	68508-002	11-12a	68624-000	12-27	68770-014	63-10
68369-000	10-22	68509-002	11-23	68625-002	12-45	68770-015	51-53
68369-001	10-22a	68509-003	11-23a	68625-003	12-45a	68771-004	68-22
68370-001	10-9	68510-000	11-24	68629-000	12-39	68771-006	51-52
68371-000	10-10	68510-001	11-24a	68632-000	12-30	68771-012	51-50
68371-001	10-10a	68511-000	11-26	68632-001	12-30a	68778-000	46-57
68372-000	10-11	68511-001	11-26a	68633-005	34-63	68804-007	68-1
68373-000	10-12	68512-000	11-27	68633-007	34-63a	68904-000	63-14
68373-001	10-12a	68512-001	11-28	68634-000	12-9	68908-000	63-2
68375-000	10-8	68525-000	11-10	68634-001	12-9a	68911-000	51-38
68381-000	9-35	68531-000	11-46	68637-000	12-31	68918-000	63-17
68382-002	9-2	68533-000	11-20	68637-001	12-31a	68919-000	63A-9
68414-003	58-2	68533-001	11-20a	68638-001	12-32a	68921-000	11-35
68415-000	34-51	68534-002	11-59	68638-002	12-32	68921-000	63-30a
68416-000	34-46	68534-003	11-59a	68639-000	12-33	68922-000	63-37
68416-001	34-46a	68537-000	11-22	68640-002	12-34	68923-002	63-26
68426-002	19-1	68538-000	11-21	68640-003	12-34a	68923-003	63-26a
68426-002	20-1	68539-000	11-13	68641-000	12-35	68923-004	63-27
68427-000	20-10	68540-000	11-14	68641-001	12-35a	68923-005	63-27a
68428-000	20-11	68540-001	11-14a	68642-000	12-36	68923-006	63-28
68429-002	20-6	68541-000	11-66	68642-001	12-36a	68923-007	63-28a
68429-003	20-6a	68543-000	11-61	68643-000	12-37	68923-010	63-25
68430-000	20-7	68556-000	34-46b	68643-001	12-37a	68923-011	63-25a
68430-001	20-7a	68556-001	34-46c	68644-000	12-49	68927-000	63-38
68430-002	20-7b	68584-000	34-46d	68645-000	12-50	68927-001	63-39
68430-003	20-7c	68602-000	7-20	68646-002	34-64	68933-000	34-60
68431-000	20-8	68602-001	7-20a	68647-000	12-41	68944-001	8-44a
68431-001	20-8a	68603-000	12-5	68647-001	12-41a	68954-005	17-11a
68450-002	55-20	68604-004	12-6	68649-003	12-11	68957-002	17-11b

THE NEW PIPER AIRCRAFT, INC.
PA-32-301 FT
AIRPLANE PARTS CATALOG

NUMERICAL INDEX

Part Number	Figure and Index No.	Part Number	Figure and Index No.	Part Number	Figure and Index No.	Part Number	Figure and Index No.
68959-000	17-21	69324-005	51-27	69851-000	58-15	78039-000	45-31
68960-001	17-17	69344-029	34-32	69853-006	16-1	78086-000	15-64
68961-000	17-14	69349-000	60-7	69858-005	17-1	78555-002	39-23d
68962-000	17-16	69428-006	34-72	69859-004	17-32	78557-003	38-38a
68963-000	17-7	69428-007	34-72a	69859-005	17-32a	78557-003	39-22a
68964-000	17-11	69464-000	52-14	69861-009	18-8c	78557-003	39-23c
68965-002	17-21a	69465-008	8-2a	69861-022	18-8	78735-002	34-42
68966-002	10-14	69466-009	7-3	69874-003	68-4	78738-004	27-2
68967-000	10-19	69466-009	8-2	69881-002	7-30	78738-005	27-2a
68970-000	10-24	69467-006	8-10	69881-003	7-31	78740-002	77-10
68971-000	13-15a	69481-006	9-21	69885-000	64-14	79035-000	64-19
68972-000	12-47	69482-003	9-21b	69885-002	64-16	79071-000	24-7
68973-000	17-17a	69483-000	9-23	69885-003	64-15	79072-000	24-6
68974-000	10-20	69483-001	9-23a	69887-000	16-6	79151-000	69-19
68975-000	12-48	69485-000	51-4	69888-000	9-10	79155-000	18-8b
68976-000	17-2	69486-002	63-16a	69895-006	7-5a	79162-000	9-5
68978-000	17-5	69486-003	63-16b	69895-007	7-5	79174-005	2-49
68980-000	17-4	69489-000	53-10	69897-003	7-29	79175-004	2-50
68981-000	17-6	69491-000	8-23	69898-000	7-19	79207-000	38-6
68983-000	10-2	69492-000	8-25	69899-002	7-9	79229-000	38-16
68984-000	10-2a	69495-000	16-13	69902-000	7-13	79230-000	38-13
68985-000	10-23	69498-000	58-55c	69903-000	7-14	79235-000	38-17
68986-002	10-21	69535-000	24-11	69904-000	7-24	79264-000	64-34
68986-003	10-25	69537-000	24-8	69905-000	7-16	79266-002	64-28
68991-000	13-13	69538-004	24-9	69906-000	7-15	79267-000	13-12
69011-000	51-83	69540-003	24-28	69908-000	7-4	79268-000	21-15
69012-000	51-39	69540-006	23-11	69972-006	15-62f	79272-000	13-19
69015-051	43-17	69540-006	24-1	69973-002	12-51	79277-000	19-40
69015-063	43-41	69542-000	24-28a	69973-003	12-51a	79277-001	19-40a
69032-000	53-40	69596-018	34-55	69975-002	34-30	79280-000	64-23
69077-000	61-7	69596-019	34-55	69992-002	66-34	79281-000	64-21
69088-005	53-12	69624-000	19-15	70371-002	51-42	79282-000	64-22
69092-002	53-1	69636-005	36-9	70371-002	63-22	79284-000	64-25
69093-002	53-11	69652-013	34-56	70371-002	66-28	79285-000	64-26
69094-004	53-9	69652-014	34-56	70371-003	51-41	79286-000	64-20
69098-002	63-29	69654-020	34-57	70371-003	63-21	79287-000	64-24
69105-002	10-4a	69654-022	34-57	70371-003	66-29	79290-000	64-5
69105-003	10-5	69669-115	45-37a	73508-002	74-5	79290-000	67-60
69105-004	10-4	69669-200	34-5b	74075-002	74-26	79292-000	64-11
69106-000	13-8	69669-200	34-12c	74075-003	74-27	79303-000	64-18
69107-000	12-29	69669-205	74-35	75619-005	69-6	79399-005	43-33
69112-000	17-3	69709-000	18-28	75619-006	69-5	79399-006	43-34
69181-000	53-13	69712-005	18-16	76175-003	38-7	79413-002	68-34b
69219-000	18-7	69713-005	18-15	76176-000	38-15	79430-000	32-15
69220-018	18-4	69735-005	53-14	76176-000	39-8	79430-000	62-14
69220-019	18-4a	69736-002	2-51	76176-002	41-29	79434-000	15-7
69224-000	15-5	69748-000	9-39	76255-006	7-11	79442-000	38-11
69231-000	46-42	69748-000	10-15	76467-004	9-6d	79442-000	39-9
69285-000	63-32	69768-000	23-20	76497-006	67-38	79445-005	34-75
69308-000	51-34	69769-021	23-10	78012-000	9-24	79445-005	66-2
69319-000	51-14	69844-004	8-44	78033-000	27-5	79473-000	51-8

THE NEW PIPER AIRCRAFT, INC.
PA-32-301 FT
AIRPLANE PARTS CATALOG

NUMERICAL INDEX

Part Number	Figure and Index No.	Part Number	Figure and Index No.	Part Number	Figure and Index No.	Part Number	Figure and Index No.
79475-007	14-10	79594-000	15-9	82732-076	61-24	85194-008	18-30
79475-008	14-11	79600-000	42-20a	82732-102	46-51	85194-009	18-31
79475-008	14-88	79633-002	39-3	82732-102	47-15a	85194-009	18-35
79475-057	14-9	79633-015	39-3a	82732-103	47-14b	85194-010	18-34
79475-107	14-8	79637-002	9-63	83302-043	15-11	85194-010	18-38
79475-110	14-79	79639-002	9-20	83365-002	17-25	85194-012	18-39
79475-111	14-52	79647-002	14-16	83396-008	37-3	85194-014	18-40
79475-114	14-12	79653-095	76-20	83396-009	37-3	85194-015	18-32
79475-115	14-13	79653-241	68-24	83396-018	37-3	85194-015	18-36
79515-008	14-31	79653-241	69-26	83396-019	37-3	85194-016	18-33
79515-013	14-18	79653-242	68-19	83744-181	45-7	85194-017	18-37
79515-015	14-32	79653-243	68-36a	83744-249	45-12	85194-019	18-41
79515-016	14-29	79653-245	74-3	83744-250	45-56	85194-020	18-42
79515-035	14-17	79653-246	74-7	83744-250	45A-23	85195-004	6-6a
79515-069	14-14	79653-248	74-2	83744-256	45-5	85195-005	6-5b
79515-070	14-19	79653-249	68-31	83744-257	45-12	85202-005	49-6
79515-071	14-20	79680-002	36-13	83744-259	53-44	85202-006	49-7
79515-072	14-30	79680-003	36-12	83744-260	53-45	85202-007	49-8
79530-003	14-33	79681-002	34-44	83744-262	45A-14	85202-008	49-9
79532-002	14-36	79681-003	34-44a	83744-263	45A-18	85202-010	49-5
79540-002	38-3	79747-000	12-46	83744-264	45A-13	85203-005	49-12
79540-003	38-3a	79747-001	12-46a	83744-265	45A-11	85203-006	49-13
79545-017	14-2	79781-002	34-43c	83744-266	45A-2	85203-007	49-14
79545-023	14-1	79837-011	66-3	83744-267	45A-8	85203-008	49-15
79545-024	14-1	79837-013	34-74	83744-268	45A-9	85203-009	49-11
79547-000	7-10	79839-003	66-7	83744-269	45A-3	85204-002	48-8
79547-000	9-17	79840-004	66-14	83744-270	45A-21	85204-003	48-9
79547-002	9-18a	79841-005	34-76	83932-007	42-18	85204-006	48-8a
79547-003	9-18	79841-005	66-4	84013-042	45-20	85204-006	48-9a
79551-004	9-21a	79849-014	66-1	84013-084	43-9	85208-002	8-43
79553-000	8-18	79849-015	34-73	84013-136	43-14	85210-006	34-4
79553-001	8-18a	79863-003	63-1	84013-136	44-3	85210-006	34-12
79555-000	38-24	79890-041	30-10	84013-137	43-11	85210-007	15-96
79555-000	39-11	79890-042	30-10a	84013-137	44-9	85210-022	36-2
79555-014	38-24a	79890-043	30-11	84013-138	43-12	85210-023	36-1
79557-002	18-6	79890-044	30-11a	84013-138	43-42	85210-024	36-4
79561-004	9-6a	79890-045	30-12	84013-139	43-10	85210-025	36-3
79561-008	9-6b	79890-046	30-12a	84159-003	44-6	85210-026	36-6
79561-013	9-6c	79892-002	30-20	84264-003	37-7b	85210-027	36-5
79561-041	9-7	79892-003	30-20a	84264-005	37-7a	85210-028	36-8
79561-042	9-8	79892-004	30-21	84264-019	37-7a	85210-029	36-7
79561-044	37-13	79892-005	30-21a	84266-005	65-4	85210-030	36-10
79561-045	9-9	79892-009	30-22a	84267-002	67-3	85210-031	36-11
79561-046	9-6	79892-010	30-22	84277-087	34-61	85210-053	41-17a
79561-050	9-6e	80122-169	46-39a	84285-002	9-11a	85210-054	36-14
79562-000	18-27	80122-169	46-73a	84316-002	74-9	85210-056	36-15
79563-006	7-6	81262-068	15-10	84522-003	52-32	85210-059	34-3
79572-000	18-21	82247-002	14-53a	84652-002	46-74	85210-060	34-2
79583-002	12-17	82466-019	65-3	85012-072	23-27	85210-070	34-5a
79583-003	12-17a	82695-015	65-50d	85187-002	77-9	85210-070	34-12b
79587-002	9-64	82732-076	56-38	85194-007	18-43	85210-103	34-9

THE NEW PIPER AIRCRAFT, INC.
PA-32-301 FT
AIRPLANE PARTS CATALOG

NUMERICAL INDEX

Part Number	Figure and Index No.	Part Number	Figure and Index No.	Part Number	Figure and Index No.	Part Number	Figure and Index No.
85210-104	34-9a	85210-366	14-7	85289-003	2-52a	85517-010	10-1
85210-119	34-36	85210-370	36-15	85294-005	18-26	85517-010	11-1
85210-155	14-106	85210-372	36-10	85294-006	18-24	85517-010	12-1
85210-177	37-1	85210-378	34-28	85294-007	18-25	85522-002	68-16
85210-182	37-1	85210-415	17-22a	85299-005	68-5	85534-002	68-17
85210-185	34-35	85210-416	14-107a	85304-006	69-7	85534-003	68-15
85210-188	34-28	85210-417	34-36	85305-002	69-24	85535-012	18-1
85210-189	37-2	85210-420	34-7	85305-003	69-24a	85535-013	18-1a
85210-202	35-20	85210-420	35-35	85307-004	72-2	85565-010	48-2a
85210-203	35-25a	85210-422	35-20	85308-008	72-1	85565-016	48-1a
85210-206	35-25	85210-423	35-20a	85310-003	37-11c	85565-019	48-2
85210-222	34-28	85210-426	35-25	85311-005	37-11	85565-020	48-1
85210-230	34-14	85210-427	35-25a	85314-011	69-8	85598-002	48-7
85210-238	34-13	85210-431	34-13	85314-012	69-8a	85598-003	48-3
85210-242	34-11	85210-432	34-25	85316-005	71-1	85598-005	48-16
85210-248	37-4	85210-434	15-86	85318-003	69-3	85598-009	48-3a
85210-250	37-4	85210-436	17-24a	85322-002	47-23	85598-010	48-3b
85210-269	34-1	85210-438	34-1	85324-004	76-28	85598-012	48-7a
85210-310	34-37	85210-440	15-92	85326-005	49-26	85598-014	48-7b
85210-315	17-22	85210-441	34-10	85326-009	49-3c	86062-056	23-12
85210-316	14-107	85210-457	34-28	85342-002	46-59	86359-007	68-48c
85210-317	34-36	85210-466	14-7a	85362-010	7-8	86392-002	5-16
85210-320	34-7	85210-468	34-7	85365-002	34-39	86392-003	5-16a
85210-320	35-35	85210-468	35-35	85365-003	15-63	86395-002	5-11
85210-322	35-20	85210-470	17-24b	85366-003	34-18	86395-003	5-11a
85210-323	35-20a	85210-475	36-2	85366-004	34-17	86396-002	5-12
85210-326	35-25	85210-476	36-1	85368-011	15-95b	86396-003	5-12a
85210-327	35-25a	85210-477	34-10	85381-005	69-13	86397-004	5-13
85210-331	34-13	85210-478	34-28	85381-006	69-12	86397-005	5-13a
85210-332	34-25	85233-004	47-2	85381-007	69-11	86398-002	5-14
85210-334	15-86	85233-006	47-4	85402-022	2-24	86398-003	5-14a
85210-336	17-24	85233-008	47-5	85402-023	2-24a	86532-004	4-15
85210-338	34-1	85233-010	47-3	85412-002	74-21	86532-005	4-15a
85210-340	15-92	85236-002	49-31	85420-002	74-36	86533-002	4-16
85210-341	34-10	85236-006	49-30	85448-005	34A-6	86533-003	4-16a
85210-345	37-2	85237-006	49-4	85456-002	68-2	86534-002	4-17
85210-346	34-9	85237-022	49-24	85462-003	45-19	86534-003	4-17a
85210-347	34-9a	85237-023	49-24a	85463-002	45-21	86535-002	4-18
85210-348	36-2	85237-024	49-34	85469-012	18-8a	86535-003	4-18a
85210-349	36-1	85237-027	49-1	85469-013	18-8d	86540-002	4-42
85210-350	36-6	85238-010	49-27	85515-002	34-31	86540-003	4-42a
85210-351	36-5	85238-013	49-32	85515-002	34A-1	86541-002	4-19
85210-352	36-14	85238-015	49-22	85517-005	7-1	86541-003	4-19a
85210-353	14-118	85238-017	49-21	85517-005	8-1	86543-002	4-41
85210-354	34-35	85238-021	49-29	85517-005	9-1	86543-003	4-41a
85210-355	34-35	85238-025	49-28	85517-005	10-1	86544 003	4-37a
85210-356	37-1	85286-002	7-21	85517-005	11-1	86544-002	4-37
85210-357	34-28	85286-003	7-21a	85517-005	12-1	86545-002	3-27
85210-358	37-1	85286-006	7-22	85517-010	7-1	86545-003	3-27a
85210-359	37-4	85286-007	7-23	85517-010	8-1	86545-006	3-28
85210-360	37-4	85289-002	2-52	85517-010	9-1	86545-007	3-28a

THE NEW PIPER AIRCRAFT, INC.
PA-32-301 FT
AIRPLANE PARTS CATALOG

NUMERICAL INDEX

Part Number	Figure and Index No.	Part Number	Figure and Index No.	Part Number	Figure and Index No.	Part Number	Figure and Index No.
86555-002	4-33	89308-000	46-8	95061-009	41-17	96684-000	11-51
86555-003	4-33a	89344-006	74-22	95061-025	63-49	96839-000	8-19
86556-002	4-35	89402-003	37-10	95061-106	38-5	96839-001	8-19a
86556-003	4-35a	89402-004	37-10	95061-132	53-72	96844-003	3-17
86561-010	4-20	89452-008	71-1a	95061-141	63-20a	96851-002	10-16
86561-011	4-20a	89452-018	71-4	95061-141	63-24a	96863-006	15-20
86561-014	4-21	89452-021	71-2	95061-152	55-26	96864-000	15-21
86561-015	4-21a	89452-025	71-11	95061-157	41-20	96865-000	15-25a
86562-008	5-3	89452-025	73-7	95061-157	68-13b	96866-002	15-87
86562-009	5-3a	89452-026	71-6	95061-161	38-9	96868-000	15-57
86573-004	4-44	89452-026	71-7	95061-308	46-12	96871-000	54-6
86573-005	4-44a	89452-026	71-11a	95153-020	45-29	96871-001	54-6a
86700-007	46-32	89452-026	71-12	95153-079	45-28	96877-002	11-60
86700-016	53-71	89452-026	71-14	95153-101	45-14	96877-003	11-60b
86700-021	55-21	89452-026	71-15	95153-158	45-14	96878-002	11-60a
87240-006	42-17a	89452-026	71-16	95153-168	45-27	96878-003	11-60c
87260-004	8-41	89452-026	71-17	95153-169	45-25	96884-000	11-53
87261-004	8-41a	89452-033	71-3	95153-170	45-23	96884-001	11-53a
87297-002	41-8	89452-034	71-10	95153-203	52-30	96885-002	12-43
87297-003	41-9	89452-035	71-8	95219-000	42-15	96885-003	12-43a
87332-002	38-4	89452-049	71-5	95228-003	37-7d	96890-000	11-16
87341-002	19-41	89452-050	71-13	95229-006	37-7	96890-001	11-16a
87347-004	69-9	89542-023	71-9	95229-011	37-7	96896-002	11-43
87469-002	23-19	89567-005	34-7a	95479-000	49-25	96896-002	12-2
87503-002	68-62	89567-005	35-35a	95639-004	3-2	96897-000	11-52
87702-007	42-17	89567-015	34-26	95639-005	3-2a	96908-000	41-12
89023-010	38-23	89567-023	34-7a	95732-000	11-30	96926-000	2-14
89023-010	39-10	89567-023	34-26	95733-000	11-31	96927-000	2-11
89023-011	38-23a	89567-023	35-35a	95825-003	11-32	96981-013	15-1
89023-013	38-27	89567-024	34-7a	95893-020	34-45	96984-000	15-56
89023-013	39-12	89567-024	34-26	95893-021	34-45	96991-000	15-58
89026-008	38-2	89567-024	35-35a	95925-002	11-15a	96992-000	15-62d
89026-009	38-2a	89848-003	70-13	95936-000	11-34	96993-002	15-35
89026-014	38-1	89848-004	70-11	96143-011	45-10	96995-009	15-2
89026-015	38-1a	89848-007	69-1	96143-011	45A-26	96996-000	15-44
89028-002	38-28	89848-010	70-9	96268-000	43-21	96999-000	15-55
89028-002	39-13	89848-011	70-10	96268-000	44-13	98669-002	8-42
89028-002	40-8	89848-013	76-27b	96288-000	54-8	98700-006	2-21
89036-002	40-1	89848-014	70-6	96330-003	11-36	99002-009	42-11
89036-002	41-1	89848-036	70-8	96333-000	11-48	99010-005	42-13
89036-003	40-2	89848-038	70-5	96333-001	11-48a	99031-000	76-3
89036-004	40-5	89848-055	73-10a	96334-000	11-47	99069-004	15-34
89036-005	40-4	89848-059	70-7	96334-001	11-47a	99070-000	15-60
89036-006	40-7	89848-061	73-8a	96339-000	11-37	99094-007	49-20
89041-003	45-22	89848-069	70-12	96339-001	11-37a	99096-003	49-17
89046-002	39-1	89875-005	37-5	96349-000	11-55	99140-000	41-15
89046-004	39-1a	89875-012	37-5	96349-001	11-55a	99141-003	41-16
89046-005	39-2	89908-002	34-5	96352-002	2-37b	99263-000	67-4
89046-007	39-2a	89908-002	34-12a	96352-003	2-36b	99271-000	67-10
89276-016	72-56	89908-003	37-9	96564-000	19-22	99275-002	67-5
89307-000	51-45	95061-008	41-24	96590-000	68-44	99275-002	67-9

THE NEW PIPER AIRCRAFT, INC.
PA-32-301 FT
AIRPLANE PARTS CATALOG

NUMERICAL INDEX

Part Number	Figure and Index No.	Part Number	Figure and Index No.	Part Number	Figure and Index No.	Part Number	Figure and Index No.
99275-004	67-15	99856-000	58-19	100836-021	35-5	104211-005	38-30
99387-005	67-2	99862-000	73-1	100836-022	35-5a	104211-005	38-37
99392-000	67-40	99867-005	67-24	100836-023	35-10	104211-006	40-11
99429-000	59-16	99887-007	77-4	100836-024	35-10a	104211-006	41-13
99430-000	59-18	99983-075	68-45	100836-030	35-1	104211-007	40-11a
99457-000	34-72e	99983-076	68-46	100882-002	80-20	104211-007	41-13a
99466-025	7-2	99999-000	69-20	100914-003	13-15c	104215-002	41-2
99466-025	13-1	100512-018	70-1a	100917-002	75-21	104215-003	41-2a
99467-003	13-8a	100566-003	8-3a	100918-002	75-1	104215-004	41-2b
99468-003	13-2	100571-003	61-1e	100918-003	75-13	104215-005	41-2c
99469-003	13-5	100572-003	61-1	100920-008	65-52	104215-006	41-3
99470-000	13-3	100579-002	18-5	100920-009	65-39	104215-007	41-3a
99470-000	67-58	100579-003	18-5a	100920-010	65-48	104215-008	41-3b
99470-001	13-3a	100586-012	15-61	100936-002	51-35	104215-009	41-3c
99471-002	13-4	100586-026	14-53	100967-002	75-2	104232-002	41-6a
99471-003	13-4a	100587-002	14-73	100972-002	75-10	104371-002	68-36b
99480-003	42-1	100587-003	14-75	101000-003	74-11	104407-004	76-29
99490-000	67-53	100587-011	14-59	101000-004	74-19	104407-005	76-29a
99495-000	67-6	100587-012	14-67	101022-003	34-23	104445-002	68-41
99497-000	65-5	100587-016	14-68	101022-003	42-16	104687-002	61-1b
99539-000	66-8	100587-017	14-56	101022-004	34-23d	104758-002	49-23
99549-004	67-48	100587-018	14-55	101022-006	34-23d	104771-002	9-65
99549-007	67-47	100587-019	14-57	101022-007	34-23	104771-002	10-26
99549-014	67-41	100587-020	14-76	101022-007	42-16	104771-004	9-66
99549-015	67-39	100587-024	14-66	101090-002	46-25	105102-003	23-48
99549-022	67-57	100587-028	14-90	101096-002	74-24	105102-003	68-63
99550-002	66-9	100587-032	14-77	101105-002	61-1d	105104-002	23A-3
99557-004	67-11	100587-036	14-89	101116-002	80-12a	105104-003	23A-2
99561-000	67-14	100587-039	14-92	101178-002	39-19a	105105-002	43-31
99569-003	67-29	100587-041	14-62	101178-005	41-20d	105105-002	44-1
99572-006	67-28	100587-043	14-54	101178-006	41-19c	105106-002	44-7
99609-000	67-54	100587-046	9-56a	101230-006	34-40	105107-002	43-16
99615-000	67-45	100587-046	9-59	101230-007	34-41	105107-003	8-12a
99619-004	19-5	100587-047	9-58	101230-011	34-25	105108-002	44-5a
99621-002	19-6	100587-050	9-56	101319-003	78-35	105108-004	44-5
99626-000	67-51	100587-052	14-70	101324-002	78-25	105108-006	44-2
99631-000	67-52	100587-056	9-57	101718-002	23A-1	105111-003	51-88
99633-000	64-35	100587-061	14-87	101757-003	7-8	105112-002	51-87
99640-008	66-11	100590-015	34-10a	101759-002	34-37	105113-002	34-72b
99641-000	64-30	100607-002	15-8	101761-002	8-41	105208-002	79-82
99642-004	64-29	100632-002	7-33	101769-002	8-43	105231-002	69-10
99644-000	66-10	100722-002	8-3e	101780-002	63-3	105234-002	51-56
99651-001	67-46	100766-002	8-5	101788-003	8-26	105250-002	8-26
99718-005	38-25	100802-002	15-70	102660-004	45A-30	105250-003	8-26a
99787-000	65-6	100802-002	16-16	104187-002	34-72c		
99803-005	19-14	100814-002	19-42	104211-002	39-15	187-625	24-21
99813-002	64-27	100821-003	65-36	104211-002	39-20	189-625	53-87
99813-004	13-15b	100836-003	35-5	104211-003	39-16	189-625	65-15
99853-000	67-22	100836-004	35-5a	104211-003	39-21	189-625	68-26
99854-002	67-18	100836-005	35-10	104211-004	38-29	189-732	53-40a
99855-003	67-1	100836-006	35-10a	104211-004	38-36		

THE NEW PIPER AIRCRAFT, INC.
PA-32-301 FT
AIRPLANE PARTS CATALOG

NUMERICAL INDEX

Part Number	Figure and Index No.	Part Number	Figure and Index No.	Part Number	Figure and Index No.	Part Number	Figure and Index No.
400-002	7-32a	400-440	67-31	401-266	15-20a	401-918	68-54
400-002	23-33	400-441	2-47	401-266	21-4	402-057	9-48
400-002	38-22	400-441	38-33	401-266	41-34	402-060	9-41
400-002	68-8	400-441	38-34	401-266	51-79	402-587	2-36a
400-003	19-23	400-441	39-17	401-266	54-12	402-680	2-30
400-003	19-24	400-441	74-30	401-266	58-52	402-680	19-25
400-003	20-25	400-443	56-24	401-266	79-65	402-775	23-32
400-003	27-43	400-443	62-18	401-269	19-30	402-890	13-25
400-003	27-45	400-444	2-42	401-269	46-17	402-897	13-24
400-004	20-26	400-444	32-6a	401-269	51-81	402-903	2-38
400-004	30-30	400-444	62-33	401-269	58-42	402-904	2-37
400-004	56-47	400-446	58-5	401-269	58-51	402-906	2-35
400-008	41-20a	400-449	58-11	401-269	61-13	402-907	2-40
400-008	55-35	400-450	19-38	401-269	67-17	402-908	2-33
400-009	41-22	400-450	23-41	401-270	2-41	402-909	2-39
400-011	56-3	400-452	55-33	401-273	24-25	402-910	2-34
400-053	53-33	400-456	62-29	401-273	67-8	402-911	2-36
400-055	55-9	400-460	47-15	401-274	23-47	402-915	2-32
400-056	19-31	400-461	46-33	401-274	55-51	404-041	45-22a
400-056	57-22	400-479	55-38	401-279	58-25	404-100	19-31c
400-056	61-26	400-496	74-10	401-291	74-28	404-100	47-9b
400-058	47-9	400-652	14-94	401-307	62-31	404-100	47-14d
400-059	23-29	400-652	56-50	401-307	68-29	404-100	51-62
400-059	47-14	400-653	56-35	401-310	41-27b	404-100	55-9b
400-102	47-8a	400-653	56-39	401-310	61-27	404-100	56-18
400-103	47-11a	400-653	56-54	401-311	27-47	404-101	14-24
400-113	14-22	400-653	61-25	401-312	23-34	404-101	31-42b
400-113	31-42	400-665	14-37	401-312	52-35	404-101	46-19d
400-165	27-13	400-668	14-45	401-318	38-21	404-101	47-8b
400-166	27-16	400-672	56-27	401-318	56-21	404-101	47-11c
400-184	51-18	400-672	60-8	401-330	19-34	404-104	61-11a
400-224	67-13	400-673	59-13	401-333	61-12	404-105	27-18a
400-302	27-18	400-674	51-80	401-334	67-32	404-122	27-28
400-437	55-32	400-674	55-39	401-343	46-19	404-156	47-15d
400-437	55-54	400-674	57-13	401-353	57-14	404-156	66-25c
400-437	58-29	400-674	59-10	401-354	57-12	404-224	14-103
400-437	68-1a	400-680	56-16	401-360	24-22	404-224	15-24
400-438	13-31	400-861	67-16	401-371	24-26	404-224	19-32a
400-438	22-11	400-861	67-33	401-375	28-15	404-224	31-44b
400-438	24-23	400-862	14-125	401-378	59-12	404-224	46-65a
400-438	31-61	400-862	15-83	401-385	55-36	404-224	51-74
400-438	41-33	400-870	15-76	401-387	59-11	404-224	55-31
400-438	43-31a	400-876	31-46	401-390	74-4	404-224	56-23
400-438	56-28	400-907	30-6	401-400	24-31	404-224	69-27b
400-438	58-47	400-916	40-9	401-403	24-32	404-225	23-7a
400-438	62-28	401-187	41-19a	401-405	23-43	404-225	23-24
400-438	67-49	401-188	55-34	401-456	23-15	404-263	63-34b
400-440	34-34a	401-188	57-11	401-533	46-52	404-320	55-8a
400-440	39-18	401-265	14-71	401-535	46-50	404-320	56-12
400-440	54-22	401-266	5-21	401-918	23-31	404-322	23-32a
400-440	58-55	401-266	5-22	401-918	27-26	404-322	55-8

THE NEW PIPER AIRCRAFT, INC.
PA-32-301 FT
AIRPLANE PARTS CATALOG

NUMERICAL INDEX

Part Number	Figure and Index No.	Part Number	Figure and Index No.	Part Number	Figure and Index No.	Part Number	Figure and Index No.
404-322	56-11	404-526	52-3e	404-529	63-12a	404-888	29-13
404-322	75-6d	404-526	52-24d	404-529	68-23a	404-888	38-21a
404-323	14-102	404-526	53-9c	404-529	68-27b	404-888	39-22d
404-325	58-49	404-526	53-27b	404-529	68-44b	404-888	55-35c
404-336	56-10	404-526	53-38c	404-529	68-53b	404-888	56-5
404-391	14-39	404-526	55-32b	404-529	76-30b	404-888	56-21b
404-391	14-94b	404-526	55-33b	404-530	23-30b	404-888	56-49
404-391	56-36	404-526	55-38b	404-530	23-34b	404-888	61-12b
404-391	56-41	404-526	56-28a	404-530	27-43b	404-888	61-27c
404-391	56-52	404-526	58-5d	404-530	27-46b	404-888	62-31b
404-391	56-56	404-526	58-11c	404-530	27-47b	404-888	67-32b
404-391	61-25a	404-526	58-25b	404-530	41-20c	404-889	25-11
404-392	14-47	404-526	58-42b	404-530	52-35b	404-889	28-14
404-392	23-29b	404-526	58-47b	404-530	63-14b	404-889	55-34c
404-392	53-35	404-526	58-51b	404-530	68-8c	404-889	55-36b
404-392	55-39d	404-526	58-55b	404-531	2-37c	404-889	57-11b
404-392	56-27b	404-526	61-13c	404-531	2-38c	404-889	57-12b
404-392	57-13b	404-526	61-36b	404-531	9-41b	404-889	57-14b
404-392	57-22b	404-526	62-18b	404-531	9-50	404-889	59-11b
404-392	59-10b	404-526	62-30	404-531	23-33c	404-889	59-12b
404-392	59-13b	404-526	62-33b	404-532	2-32d	404-891	46-55
404-392	60-8a	404-526	63-34a	404-532	2-33b	404-902	23-42b
404-392	61-26b	404-526	63-56b	404-532	2-34c	404-902	75-17b
404-392	63-22b	404-526	63A-2c	404-532	2-36c	404-902	75-18b
404-394	51-22	404-526	63A-6b	404-532	2-39b	404-909	67-43
404-489	45A-28b	404-526	65-22	404-532	23-15b	404-909	72-55b
404-489	45A-29b	404-526	65-50c	404-532	24-31b	404-909	77-14
404-489	51-67	404-526	67-8b	404-532	24-32b	404-910	34-19b
404-526	2-41b	404-526	67-16c	404-556	13-24c	404-910	41-18b
404-526	2-42b	404-526	67-17b	404-556	13-25c	404-916	11-69
404-526	2-47c	404-526	67-31d	404-561	27-45b	404-962	66-32
404-526	5-21b	404-526	67-33b	404-563	23-44	405-312	34-15
404-526	13-33	404-526	68-52c	404-829	48-10a	405-421	24-22b
404-526	23-40	404-526	74-32	404-833	15-49	405-421	24-24b
404-526	24-23b	404-526	76-31c	404-833	60-10b	405-421	24-26b
404-526	24-25b	404-528	27-44b	404-835	61-10b	405-421	41-19d
404-526	31-43b	404-528	37-8a	404-835	61-29b	405-450	78-10b
404-526	31-48	404-528	45-48a	404-836	38-22b	405-450	78-45c
404-526	31-61b	404-528	55-45c	404-846	34A-7	405-518	27-44
404-526	31-66b	404-528	63-3b	404-887	19-30b	406-345	51-25
404-526	38-34b	404-528	63-20b	404-887	19-38b	406-369	58-15a
404-526	41-33b	404-528	63-23a	404-887	32-9	406-394	63-2c
404-526	41-34b	404-528	63-24b	404-887	46-17c	406-412	3-35
404-526	45-6c	404-528	64-10	404-887	48-11c	406-415	11-71
404-526	45-42b	404-528	67-67	404-887	48-13b	406-415	67-35
404-526	46-33c	404-528	76-23a	404-887	48-14b	406-418	67-36
404-526	46-49b	404-529	8-5f	404-888	7-32c	406-443	15-20c
404-526	47-22c	404-529	8-32c	404-888	19-23b	406-443	15-62c
404-526	51-29d	404-529	14-65	404-888	19-34b	406-443	17-20
404-526	51-64	404-529	51-71a	404-888	20-25b	406-443	65-55
404-526	52-2e	404-529	53-75	404-888	20-26b	406-443	79-65b

THE NEW PIPER AIRCRAFT, INC.
PA-32-301 FT
AIRPLANE PARTS CATALOG

NUMERICAL INDEX

Part Number	Figure and Index No.	Part Number	Figure and Index No.	Part Number	Figure and Index No.	Part Number	Figure and Index No.
406-527	2-35c	407-136	48-15a	407-564	56-25	407-565	67-32a
406-527	2-40c	407-136	75-6c	407-564	56-27a	407-565	74-29
406-551	58-54	407-159	14-100	407-564	57-13a	407-566	2-38b
406-576	14-81	407-531	49-10	407-564	57-22a	407-566	25-10
406-625	79-70b	407-531	49-16	407-564	58-5b	407-566	28-16
406-627	41-36	407-560	68-61b	407-564	58-27	407-566	41-19b
406-636	64-7b	407-562	14-27	407-564	58-42a	407-566	42-19
406-636	67-65	407-562	14-38	407-564	58-47a	407-566	55-34a
406-637	2-30c	407-562	15-12a	407-564	58-51a	407-566	55-35a
406-637	19-25b	407-562	15-14b	407-564	58-55a	407-566	55-36a
406-642	18-11	407-562	56-40	407-564	59-10a	407-566	57-11a
406-649	14-51	407-562	56-51	407-564	59-13a	407-566	57-12a
406-649	14-80	407-562	56-55	407-564	61-13a	407-566	57-14a
406-706	15-32c	407-562	61-25c	407-564	61-26a	407-566	58-18
406-707	53-74	407-563	14-4	407-564	61-36a	407-566	59-6
406-709	15-27a	407-563	14-61	407-564	62-18a	407-566	59-11a
406-709	45A-5c	407-563	14-94a	407-564	62-20a	407-566	59-12a
406-809	18-10	407-563	15-96b	407-564	62-33a	407-567	2-32b
406-811	41-36a	407-563	34-23b	407-564	67-16a	407-567	2-33a
406-816	5-22b	407-563	41-18a	407-564	67-17a	407-567	2-34a
406-816	14-83	407-563	41-32a	407-564	67-31a	407-567	2-35a
406-823	18-12	407-563	53-20a	407-564	67-33a	407-567	2-39a
406-826	14-82	407-563	74-23a	407-564	74-31	407-567	31-18
406-848	7-31b	407-564	2-41a	407-564	75-7b	407-567	41-27f
406-863	16-10	407-564	2-42a	407-564	75-11b	407-567	50-8
406-881	14-84	407-564	2-47b	407-564	75-14b	407-567	57-24
406-888	14-98	407-564	5-21a	407-564	75-16b	407-567	58-17
406-935	2-17	407-564	5-22a	407-564	75-22a	407-567	59-17
406-941	2-12a	407-564	13-24a	407-565	2-30a	407-568	61-11
406-942	2-12	407-564	13-25a	407-565	14-23	407-569	15-50
407-041	78-10a	407-564	16-12	407-565	19-23a	407-570	53-21
407-041	78-45b	407-564	19-30a	407-565	19-24a	407-582	14-44
407-042	23A-5	407-564	19-31a	407-565	19-25a	407-582	72-55a
407-042	68-3c	407-564	19-38a	407-565	19-29	407-583	11-68
407-043	31-44a	407-564	38-34a	407-565	19-34a	407-583	14-51a
407-043	31-50	407-564	39-17a	407-565	20-25a	407-583	14-64
407-043	46-11a	407-564	39-18a	407-565	20-26a	407-583	14-89b
407-043	46-17b	407-564	41-33a	407-565	30-29	407-583	34-19a
407-043	51-75	407-564	41-34a	407-565	30-31	407-583	60-10a
407-043	54-12a	407-564	48-11b	407-565	38-38b	407-583	73-3a
407-043	54-22a	407-564	48-13a	407-565	39-22c	407-583	74-17a
407-102	37-8	407-564	48-14a	407-565	39-23a	407-583	74-25a
407-120	73-4a	407-564	53-9b	407-565	40-9a	407-584	13-24b
407-122	76-25b	407-564	53-27a	407-565	41-20b	407-584	13-25b
407-134	41-31	407-564	54-12b	407-565	41-27e	407-584	14-46
407-135	34-3a	407-564	55-9a	407-565	55-35b	407-584	14-72
407-135	34-11a	407-564	55-32a	407-565	56-4	407-584	14-87a
407-135	34-14a	407-564	55-33a	407-565	56-21a	407-584	19-30c
407-135	34-15a	407-564	55-38a	407-565	58-11b	407-584	19-31b
407-135	48-12b	407-564	55-39b	407-565	61-12a	407-584	21-4a
407-136	23-7b	407-564	56-17	407-565	62-31a	407-584	22-11a

THE NEW PIPER AIRCRAFT, INC.
PA-32-301 FT
AIRPLANE PARTS CATALOG

NUMERICAL INDEX

Part Number	Figure and Index No.	Part Number	Figure and Index No.	Part Number	Figure and Index No.	Part Number	Figure and Index No.
407-584	34A-8	408-051	68-8b	411-532	52-3c	414-777	15-51
407-584	41-34c	408-100	65-31	411-532	52-24b	414-783	14-49
407-584	53-25	408-100	76-31a	411-532	53-9a	415-179	9-9b
407-584	53-34	408-105	15-30a	411-532	63-56	415-304	79-83
407-584	55-39c	408-105	28-17a	411-532	63A-2b	415-305	14-51b
407-584	58-5a	408-815	51-20	411-532	64-7a	415-305	14-63
407-584	58-8	408-832	18-22	411-532	65-25	415-306	74-25
407-584	58-11a	408-834	40-10	411-532	65-56	415-308	14-69
407-584	58-25a	410-010	2-19	411-532	67-64	415-308	14-89a
407-584	58-30	410-023	15-71	411-532	68-52a	415-308	68-3a
407-584	60-8b	410-039	5-18	411-532	75-7a	415-309	11-70
407-584	61-13b	410-039	49-33	411-532	75-11a	415-310	41-32
407-584	61-29a	410-046	53-27	411-532	75-14a	415-311	14-60
407-584	62-12a	410-047	61-1c	411-532	75-16a	415-314	2-3a
407-584	67-8a	410-049	2-18	411-533	15-32a	415-318	68-53a
407-584	67-31c	410-054	2-27	411-533	15-62a	415-319	69-27
407-584	67-50	410-054	19-27	411-533	45-6a	415-321	9-60
407-584	77-6a	410-054	19-33	411-533	46-49a	415-322	68-13
407-585	2-30b	410-054	45A-29	411-533	46-70b	415-370	39-22
407-585	7-32b	410-059	13-32	411-533	47-22a	415-370	41-27
407-585	14-126a	410-066	54-26	411-533	63A-6	415-372	41-27a
407-585	15-36	410-100	14-119	411-533	65-24	415-376	34A-4
407-585	15-78a	410-240	2-20	411-533	74-17	415-376	68-5a
407-585	19-28	410-240	14-101	411-534	14-99	415-378	19-39
407-585	29-12	410-241	51-65	411-534	31-44	415-380	63-34
407-585	39-22b	410-248	17-33	411-534	63-50	415-381	45-45
407-585	41-23	411-512	14-50	411-534	65-35	415-385	75-17a
407-585	56-48	411-514	45A-5	411-534	75-15a	415-385	75-18a
407-585	75-6b	411-514	45A-28	411-534	78-30	415-491	78-45
407-586	2-37a	411-528	39-19	411-535	53-38a	415-493	55-45a
407-586	2-38a	411-530	31-49	411-536	34-3b	415-493	67-44
407-586	15-47	411-530	63-42	411-536	34-11b	415-495	76-25a
407-586	55-34b	411-531	38-35	411-536	34-14b	415-498	67-37
407-587	2-32a	411-531	44-10	411-536	66-25a	415-498	74-23
407-587	2-32c	411-531	48-11a	411-537	65-26	415-499	3-39
407-587	2-34b	411-531	48-12a	411-537	65-50a	415-499	51-72
407-587	2-40a	411-531	48-13	411-538	51-85a	415-499	63-16c
407-587	58-5c	411-531	48-14	411-538	56-22	415-504	70-15a
407-591	46-19a	411-531	53-85	411-540	17-18	415-504	70-16a
407-684	58-43	411-531	65-23	411-582	16-14	415-515	53-81
407-800	2-47a	411-531	75-22	414-515	15-27	415-518	7-31a
407-800	34-15b	411-531	76-31	414-515	45-50	415-518	15-28
407-800	46-17a	411-532	31-43	414-518	66-19	415-518	23-42
407-800	46-65	411-532	31-66	414-757	76-21a	415-518	63-3a
407-800	65-30	411-532	34-53a	414-761	3-38	415-518	63-20
407-800	74-10a	411-532	43-29	414-762	30-7	415-518	63-23
408-043	68-7b	411-532	45-42a	414-763	15-53	415-518	64-8
408-043	79-83a	411-532	47-22d	414-769	15-48	415-518	68-2a
408-044	15-72	411-532	51-29b	414-769	34-19	415-518	68-48a
408-051	23-24a	411-532	51-70	414-772	23A-7	415-518	72-55
408-051	47-23b	411-532	52-2c	414-772	41-25	415-519	45-48

THE NEW PIPER AIRCRAFT, INC.
PA-32-301 FT
AIRPLANE PARTS CATALOG

NUMERICAL INDEX

Part Number	Figure and Index No.	Part Number	Figure and Index No.	Part Number	Figure and Index No.	Part Number	Figure and Index No.
415-519	64-17a	416-098	53-20	424-041	56-53	424-054	57-17
415-520	18-2	416-300	79-55	424-041	56-57	424-054	57-21
415-520	63-24	416-349	27-46	424-041	61-25b	424-058	53-19
415-521	68-34a	416-390	61-1f	424-051	14-25	424-059	27-18b
415-521	76-17a	416-626	49-35	424-051	14-87b	424-060	61-11b
415-521	78-10	416-633	30-32	424-051	14-91b	424-071	27-41
415-522	15-91	416-787	51-78	424-051	14-126b	424-095	17-10
415-530	53-84	416-787	66-15	424-051	15-12b	424-095	27-31
415-531	23A-4	416-990	10-7a	424-051	15-14a	424-095	51-60
415-531	28-17	417-694	50-13	424-051	15-78b	424-123	58-35
415-532	63A-10	417-785	61-36	424-051	19-31d	424-140	55-50
415-533	15-30	418-419	47-23a	424-051	23-29c	424-141	14-26
415-533	41-30a	418-419	48-15	424-051	31-41a	424-162	15-14
415-533	43-16a	418-600	51-68	424-051	31-42c	424-163	15-12
415-533	51-24	419-474	63-43	424-051	32-8	424-172	17-8
415-533	73-3	419-520	53-13a	424-051	47-8c	424-175	53-28
415-535	15-88	419-584	34-37a	424-051	47-9c	424-175	62-12
415-535	45-47	419-615	37-2b	424-051	47-11d	424-176	14-91
415-535	51-71	419-625	65-8	424-051	47-14e	424-176	17-9
415-535	51-73	419-626	37-2b	424-051	51-23	424-178	14-41
415-535	53-8a	419-626	66-21	424-051	51-63	424-178	31-41
415-535	59-18a	419-646	15-97	424-051	53-26	424-180	58-7
415-535	60-10	419-646	17-37	424-051	53-29	424-181	32-21
415-535	63-12	419-648	63-2b	424-051	55-9c	424-181	62-20
415-535	66-27	419-678	17-40	424-051	55-19a	424-184	32-22
415-535	68-23	419-678	34-35a	424-051	55-39e	424-184	62-3
415-535	76-30	419-678	35-30	424-051	56-19	424-185	60-9
415-536	18-14	419-681	15-60a	424-051	56-27c	424-189	62-21
415-536	34-72d	419-681	15-95	424-051	57-13c	424-195	32-20
415-536	53-37	419-681	17-38	424-051	57-16a	424-204	14-126
415-536	53-82	419-681	18-3	424-051	57-22c	424-204	15-78
415-537	16-11	419-690	34-20	424-051	58-9	424-357	32-23
415-537	18-9	419-713	34-54a	424-051	59-4a	434-126	63-36
415-539	17-28	419-713	53-31	424-051	59-10c	434-128	45-16a
415-540	41-18	419-713	66-17	424-051	59-13c	434-129	45-46
415-540	53-83	419-806	37-12	424-051	60-8c	434-129	66-33
415-544	14-3	419-921	2-53	424-051	60-9a	434-137	53-73
415-544	14-96	419-922	2-31b	424-051	61-26c	434-138	15-2a
415-544	15-96a	419-923	53-8b	424-051	62-5	434-138	52-19
415-544	53-57a	419-923	67-34	424-051	62-12b	434-138	52-21
415-544	63-16	419-933	14-97	424-051	62-20b	434-141	45-52
415-544	68-7	419-956	35-15	424-051	62-21b	434-151	31-38
415-544	68-44a	419-967	60-12	424-051	63-22c	434-155	31-37
415-544	73-4	424 051	14-48	424-051	66-30	434-160	31-39
415-544	76-2	424-039	14-74	424-052	46-19e	434-172	52-16
415-550	63-47	424-041	14-28	424-052	53-36	434-175	66-23
415-551	55-25a	424-041	14-40	424-052	55-34d	434-192	52-23
415-553	77-6	424-041	14-42	424-052	56-46	450-101	74-8
415-554	68-14	424-041	14-94c	424-053	53-30	451-735	23-18a
415-574	68-27	424-041	56-37	424-053	57-18	451-735	27-33
415-628	5-20	424-041	56-42	424-054	55-55	451-786	29-10

THE NEW PIPER AIRCRAFT, INC.
PA-32-301 FT
AIRPLANE PARTS CATALOG

NUMERICAL INDEX

Part Number	Figure and Index No.	Part Number	Figure and Index No.	Part Number	Figure and Index No.	Part Number	Figure and Index No.
451-841	68-43	454-732	72-22	454-928	45-42	456-728	75-6
451-848	68-61	454-732	72-30	454-928	45A-27	458-849	52-15
451-881	43-3	454-732	72-31	454-928	63-46	458-876	52-13
451-939	43-19	454-734	72-17	454-929	31-54	458-879	45-26
452-104	17-31	454-734	72-32	454-929	51-55	458-879	45A-17
452-104	41-28a	454-736	72-11	454-929	52-24	458-880	31-32
452-332	23-25	454-736	72-29	454-930	51-29a	458-886	46-63
452-333	23-26	454-736	72-37	454-930	51-86	458-888	45-30
452-334	23-7	454-736	72-40	454-930	52-3a	458-891	32-27
452-335	55-7	454-738	72-3	454-930	64-7	458-894	27-42
452-335	56-9	454-738	72-15	454-930	67-63	458-894	31-33
452-336	55-7a	454-738	72-20	454-931	66-25	458-894	32-26
452-372	61-4	454-738	72-27	454-932	53-48a	458-904	32-25
452-386	38-10	454-738	72-28	454-933	52-24a	458-905	46-30
452-387	4-30	454-738	72-32a	454-933	53-65	458-905	53-64
452-387	4-32	454-738	72-35	454-933	63-44	458-910	31-34
452-387	4-34	454-738	72-38	454-935	46-48	458-914	46-31
452-387	4-36	454-738	72-44	454-935	52-2b	458-914	53-62
452-387	21-7	454-738	72-45	454-935	52-3b	458-940	45-53
452-387	22-7	454-738	72-46	454-944	63-30	458-940	52-12
452-388	61-6	454-738	72-47	454-977	43-27	458-940	79-30a
452-389	61-5	454-738	72-50	454-977	46-47	458-958	43-36
452-394	13-23	454-739	72-26	454-977	65-9	459-441	15-74
452-413	58-46	454-755	72-39	454-977	65-51	459-887	7-34
452-418	58-44	454-766	72-39a	454-977	68-52	460-110	78-5
452-544	4-40	454-766	72-41	454-983	46-62	460-112	78-5
452-558	67-12	454-766	72-42	454-983	52-12a	460-585	43-1
452-561	67-27	454-766	72-51	455-003	51-53a	460-594	68-47
452-568	14-104	454-800	23A-8	455-004	65-47	460-691	27-6
452-570	67-25	454-806	46-43	455-006	52-25	460-807	43-28
452-571	67-26	454-813	51-57	455-006	65-37	461-136	56-29a
452-606	51-47	454-852	65-41	455-008	65-38	461-627	75-5
452-766	24-4	454-862	63-45	455-092	53-91	461-629	78-40a
452-766	24-10	454-862	65-10	455-124	24-16	461-653	75-13a
452-819	46-21	454-862	65-50	455-124	27-25	461-659	75-19a
452-860	23-23	454-868	46-46	455-173	45-35	461-660	75-19
452-935	64-31	454-868	52-2a	455-173	45-54	461-660	75-20
453-124	24-17	454-868	63-55	455-173	45A-24	461-684	75-20a
453-124	27-24	454-868	63A-2a	455-211	75-7	461-710	54-13a
453-714	32-19	454-868	65-16	455-357	51-29	461-711	54-13
453-714	62-16	454-868	65-42	455-417	45-43	462-024	24-15
453-732	38-26	454-868	68-53	455-417	45A-12	462-024	27-23
453-742	68-37	454-880	66-26	455-742	39-14	462-036	27-27
453-831	76-29b	454-887	15-62	455-938	31-3	462-061	53-18a
453-856	15-82	454-887	51-54	455-944	32-29a	463-255	46-2
453-890	65-7	454-887	63-40	455-944	33-16	463-380	31-21
453-966	2-5	454-905	53-3	455-968	32-29	463-400	49-2b
454 738	72-4	454-927	48-11	455-968	33-1	463-422	2-14a
454 755	72-6	454-927	51-59	456-015	23-22	463-422	76-29c
454-053	27-22	454-927	52-20	456-682	54-23	464-142	15-32
454-732	72-12	454-927	68-51	456-682	80-11	464-412	15-90

THE NEW PIPER AIRCRAFT, INC.
PA-32-301 FT
AIRPLANE PARTS CATALOG

NUMERICAL INDEX

Part Number	Figure and Index No.	Part Number	Figure and Index No.	Part Number	Figure and Index No.	Part Number	Figure and Index No.
465-258	78-40	477-696	34A-5	486-230	8-5d	491-063	46-73
466-401	67-19	477-708	40-9b	486-286	18-12a	491-064	52-8
467-493	34-10c	477-710	68-61c	486-317	31-64	491-112	45-16b
468-029	74-12	477-809	18-13	486-466	54-10	491-806	54-5
470-516	46-6a	477-860	53-79	486-467	54-10a	492-241	45-33
472-017	30-15	477-861	2-13	486-684	68-36	494-001	15-95a
472-017	49-18	477-922	14-92a	486-684	75-15	494-001	17-38a
472-027	37-5b	480-694	15-13	486-976	53-86	494-001	17-40a
472-027	37-11b	480-701	38-19	487-437	47-10	494-002	14-120
472-077	16-4	480-701	39-4	487-608	65-33	494-002	66-16
472-200	69-2a	480-730	61-10	487-608	76-30c	494-003	65-8a
472-200	70-2a	480-732	38-20	487-654	75-18	494-003	66-21a
472-200	70-3a	480-800	14-43	487-672	75-17	494-004	34-54b
472-200	70-4a	480-987	80-33	487-674	16-9	494-004	53-32
472-200	73-9	481-247	76-1	487-678	75-4	494-004	66-18
472-200	76-27a	481-388	42-6	487-684	49-2	494-025	24-27
472-508	23A-11	481-388	68-10	487-685	49-2a	494-037	30-33
473-700	37-1a	481-640	58-6	487-686	49-3	494-037	49-33a
473-700	37-4a	481-640	58-22	487-687	49-3a	494-040	38-22a
474-107	16-2	481-651	61-16	487-768	74-16	494-066	58-53
474-128	44-12	481-652	57-4	487-922	68-60	494-093	61-10a
474-364	61-1j	481-772	7-12	487-925	68-42	494-101	2-28
475-115	46-6	481-900	53-38	488-196	34-16	494-101	19-26a
476-647	45-2	484-078	53-68a	488-315	45-11	494-101	19-27a
476-647	45A-4	484-125	74-33	488-315	45A-10	494-101	19-33a
476-664	46-22	484-198	30-19	488-327	51-44	494-101	30-7a
476-673	68-32	484-198	30-26	488-364	76-22a	494-118	66-20
476-673	74-1	484-280	73-5	488-389	75-6a	494-177	33-26
476-673	75-8	484-701	31-8	488-401	73-8b	494-228	2-35b
476-719	52-31	484-705	24-19	488-401	76-17	494-228	2-40b
477-617	45-51b	484-706	31-13	488-455	73-8c	494-678	76-25
477-618	31-40	484-720	24-20	488-455	76-23	506-516	41-35a
477-619	52-11	484-727	31-9	488-499	32-28	506-524	41-35
477-621	46-35	484-747	58-45	488-545	68-39	506-525	8-3c
477-621	53-63	484-755	49-2c	488-722	74-20	506-536	8-5h
477-621	53-69	484-769	27-10	488-752	78-20b	506-541	76-17c
477-627	52-17	484-770	24-13	489-463	68-9	506-543	8-5g
477-628	52-10	484-788	33-23	489-873	58-20	506-550	24-33
477-629	46-38	484-792	8-27	489-910	55-28	506-627	34-23c
477-629	46-39b	484-796	24-14	489-910	56-29	507-562	67-42
477-629	46-73b	484-800	24-12	489-910	57-5	508-008	49-36
477-629	52-33	484-830	15-59	489-910	59-7	510-058	19-26
477-640	19-37	484-879	46-34	489-910	61-32	515-710	77-12
477-668	46-11b	485-048	54-17d	491-049	45-24	515-712	70-1
477-672	2-48	485-129	15-25	491-050	31-31	515-713	34-23a
477-672	19-26b	485-196	65-11	491-050	32-5	515-714	69-28
477-672	19-33b	485-197	65-12	491-053	53-18	515-717	79-70
477-672	21-16	486-102	9-61	491-053	53-61	515-718	8-32a
477-691	52-18	486-145	14-15	491-059	45-51	517-808	8-40b
477-692	15-62e	486-188	27-9	491-060	31-35	517-808	8-41b
477-696	18-23	486-195	68-61a	491-063	46-39	519-751	45-49

THE NEW PIPER AIRCRAFT, INC.
PA-32-301 FT
AIRPLANE PARTS CATALOG

NUMERICAL INDEX

Part Number	Figure and Index No.	Part Number	Figure and Index No.	Part Number	Figure and Index No.	Part Number	Figure and Index No.
519-851	3-37	554-575	67-62	559-031	74-18	581-760	8-28
519-853	15-46	554-639	53-90	559-068	65-53	581-928	14-5
519-886	80-20a	554-640	64-13	560-763	52-22	582-587	48-12
520-022	14-6	554-678	43-2	560-775	43-37	582-652	80-22
520-025	61-1g	554-701	46-45	560-835	43-20	582-789	80-9
520-039	41-6	554-710	63A-8	560-934	43-23	583-077	80-17
520-045	63-35	554-715	67-23	560-987	43-25	583-079	80-18
520-046	69-29	554-720	77-11	561-013	65-14	583-102	77-7
520-056	15-54	554-757	51-43	565-374	76-19	583-389	80-2
522-874	2-51a	554-772	47-21	566-334	65-40	583-402	80-25
544-827	63-33	554-772	63-53	566-342	65-45	583-403	80-26
548-262	68-48	554-772	63-57	566-406	43-7	583-537	80-14
548-343	42-2	554-772	63A-3	571-136	37-6	583-581	80-30
548-435	42-14	554-772	63A-7	571-192	69-14	583-582	80-24
548-853	68-11	554-775	46-70a	571-192	73-11	583-666	80-23
548-868	42-9	554-775	65-44	572-592	76-4a	584-140	30-18
548-885	69-23	554-793	53-70	572-593	76-4	584-140	30-25
548-914	46-66	554-793	63-60	572-610	37-7c	584-256	65-14a
551-037	46-4	554-839	63-2a	572-611	37-11a	584-257	65-43
551-037	50-1	554-845	65-49	572-634	76-11	584-278	76-26
551-609	23-18	554-859	47-22	572-662	37-5a	584-280	75-16
551-609	27-32	554-859	63-54	581-055	80-1	584-324	43-13
551-725	27-34	554-859	63A-2	581-123	80-8	584-417	79-81
551-725	29-1	554-859	63A-5	581-433	73-6	584-418	79-84
551-770	27-35	554-861	31-55	581-489	15-73	585-056	55-44
551-770	28-1	554-861	64-4	581-505	80-3	585-086	55-53
551-779	23-16a	554-861	66-13	581-557	80-13a	587-221	15-33
551-779	26-1	554-881	46-49	581-657	72-5	587-299	38-8
551-785	23-16	554-885	63-41	581-657	72-7	587-381	14-34
551-785	25-1	554-896	63A-14	581-657	72-8	587-384	46-19c
551-846	53-60	554-953	45-6	581-657	72-9	587-398	14-21
551-873	46-73	554-953	45A-5a	581-657	72-10	587-593	30-23
553-266	19-32	554-955	76-18b	581-657	72-13	587-594	30-16
553-778	61-17	554-979	55-29	581-657	72-14	587-690	77-15
553-891	24-18	554-979	56-29b	581-657	72-16	587-726	46-3
554 957	75-14	554-979	57-6	581-657	72-18	587-741	46-64
554-050	63-8	554-979	58-21	581-657	72-19	588-041	79-80
554-051	51-30	554-979	59-8	581-657	72-21	588-362	69-17
554-324	76-18	554-979	61-23	581-657	72-23	588-377	69-25
554-325	76-18a	554-992	47-20	581-657	72-24	588-428	43-30
554-375	63-7	555-411	45-44	581-657	72-25	588-464	69-15
554-552	43-15	555-815	51-28	581-657	72-33	588-469	46-44
554-552	43-38	556-050	68-49	581-657	72-34	588-731	77-13
554-552	44-4	556-051	68-50	581-657	72-36	588-794	79-75
554-575	43-18	557-122	68-12	581-657	72-43	594-003	30-17
554-575	44-8	557-370	74-14	581-657	72-48	594-003	30-24
554-575	45-3a	557-564	46-36	581-657	72-49	594-016	37-2c
554-575	45-18a	557-580	46-67	581-657	72-52	594-048	34-10d
554-575	45-20a	558-779	46-29	581-657	72-53	598-395	41-26
554-575	45A-19	558-807	45-15	581-661	80-13	599-515	77-1
554-575	46-73c	558-913	43-6	581-689	80-7	599-539	42-8

THE NEW PIPER AIRCRAFT, INC.
PA-32-301 FT
AIRPLANE PARTS CATALOG

NUMERICAL INDEX

Part Number	Figure and Index No.	Part Number	Figure and Index No.	Part Number	Figure and Index No.	Part Number	Figure and Index No.
599-543	42-5	654-160	63-13	683-408	80-6b	690-611	23-34a
599-549	42-12	654-168	65-46	683-409	80-5a	690-611	27-43a
599-563	42-7	654-207	34-10b	683-410	80-5	690-611	27-45a
599-592	46-70	654-212	61-1h	683-411	80-6a	690-611	27-47a
599-594	46-66	654-212	77-8	683-914	80-28	690-611	31-42a
599-608	61-1a	654-237	78-20a	683-960	80-16	690-611	47-11b
599-900	38-38c	654-542	69-22	686-046	74-15	690-611	52-35a
599-900	39-23b	655-100	17-30	686-202	54-19	690-611	63-14a
600-520	79-20a	655-100	41-28	686-203	54-19a	690-611	68-8a
601-703	41-5	656-006	80-12	686-820	68-3	690-611	68-29a
602-022	41-4	656-108	80-53	686-820	73-2	690-612	8-3d
602-306	79-45a	656-147	80-52	687-210	8-29	690-612	14-91a
602-311	42-3	656-181	80-47	687-211	69-4	690-612	15-20b
602-319	42-21	656-235	80-10	687-211	70-14	690-612	15-62b
602-828	45A-20	656-236	80-10a	688-296	69-2	690-612	17-19
603-302	14-78	656-237	80-29	688-296	70-3	690-612	17-29
603-329	9-9a	656-238	80-29a	688-296	73-10	690-612	23-41a
603-333	3-36	656-255	80-55	688-296	76-27	690-612	24-23a
603-347	45-47b	656-258	80-35	688-297	70-2	690-612	24-25a
603-349	2-29	656-259	80-36	688-298	70-4	690-612	31-47
603-349	45-45b	656-263	80-49	688-298	73-8	690-612	32-7
603-374	76-25c	656-264	80-48	690-601	14-58	690-612	43-31b
603-500	65-13	656-277	80-5b	690-606	14-6a	690-612	44-11
605-025	37-2a	656-278	80-5c	690-609	9-62	690-612	46-33a
605-026	34-66	656-279	80-30a	690-609	15-32b	690-612	47-9a
605-027	34-62	656-280	80-24a	690-609	23-29a	690-612	47-14c
651-556	65-34	656-341	80-42	690-609	23-46	690-612	47-15c
651-673	77-3	656-347	80-40	690-609	31-41b	690-612	51-69
652-158	79-60	656-348	80-41	690-609	31-43a	690-612	54-22b
652-386	79-5	656-365	80-43	690-609	31-61a	690-612	62-4
652-387	79-20	656-366	80-50	690-609	45-6b	690-612	62-21a
652-388	79-30	680-145	74-13	690-609	46-11	690-612	63-22a
652-389	79-15	680-661	38-38	690-609	46-24	690-612	65-28
652-390	79-10	680-661	39-23	690-609	46-33b	690-612	65-50b
652-391	79-35	683-180	80-46	690-609	47-22b	690-612	65-54
652-392	79-40	683-291	80-37	690-609	51-29c	690-612	66-31
652-393	79-25	683-292	80-32	690-609	51-61	690-612	68-1b
652-397	79-45	683-293	80-31	690-609	51-76	690-612	68-52b
652-501	79-40	683-294	80-38	690-609	52-2d	690-612	78-30a
652-502	79-10	683-297	80-54	690-609	52-3d	690-612	79-65a
652-503	79-15	683-302	80-44	690-609	52-24c	690-613	23-30a
652-504	79-20	683-305	80-51	690-609	53-28a	690-613	23-31a
652-505	79-5	683-306	80-15	690-609	53-38b	690-613	23-33b
653-623	76-16	683-309	80-39	690-609	63-56a	690-613	27-46a
653-643	66-22	683-311	80-57	690-609	63A-6a	690-613	30-6a
653-644	14-85	683-315	80-21	690-609	65-29	690-613	63-22d
653-645	14-86	683-316	80-19	690-609	66-25b	690-613	68-54a
653-698	66-22	683-366	80-45	690-609	68-13a	690-615	43-26
654-001	63A-12	683-404	80-27	690-609	69-27a	690-615	43-32
654-047	53-67	683-406	80-34	690-609	76-31b	690-616	8-5e
654-049	53-66	683-407	80-58	690-611	23-33a	690-616	8-32b

THE NEW PIPER AIRCRAFT, INC.
PA-32-301 FT
AIRPLANE PARTS CATALOG

NUMERICAL INDEX

Part Number	Figure and Index No.	Part Number	Figure and Index No.	Part Number	Figure and Index No.	Part Number	Figure and Index No.
690-616	43-16b	690-640	63-3c	754-855	26-10	761-197	29-9
690-616	45-47a	690-640	63-23b	754-909	50-14	761-253	76-6
690-616	45A-5b	690-640	68-48b	755-049	54-11	761-255	76-13
690-616	45A-28a	690-640	78-45a	755-049	54-20	761-320	50-15
690-616	45A-29a	690-651	45-45a	755-075	76-7	761-778	64-32
690-616	51-66	690-660	53-78	755-076	76-8	762-003	76-5
690-616	53-37a	690-660	76-17b	755-082	33-6	762-275	33-21
690-616	68-3b	690-727	7-25	755-096	76-14	762-276	33-18
690-616	68-7a	690-727	17-39	755-651	50-9	762-277	33-19
690-616	68-27a	691-218	45-13	755-800	50-10	762-426	76-12
690-616	76-2a	691-218	45-55	755-882	31-19	762-503	53-16
690-616	76-30a	691-218	45A-7	755-886	29-8	762-531	33-27
690-616	79-70a	691-218	45A-22	755-919	53-17	762-558	26-8
690-617	31-66a	691-225	45-34	755-929	28-11	762-559	26-7
690-618	53-77	691-311	23-30	755-930	28-13	762-562	26-9
690-619	9-41a	691-314	24-24	755-948	31-5	762-585	33-14
690-619	9-49	691-900	69-21	755-949	31-6	762-586	33-13
690-619	27-14	692-411	79-10a	755-950	31-20	762-587	33-15
690-619	51-26	694-102	79-50	755-964	25-12	762-616	76-15
690-620	24-31a	751-201	76-9a	755-999	28-8	763-063	77-2
690-620	24-32a	751-202	76-9	756-016	33-8	763-216	26-3
690-620	45-51a	751-381	76-10	756-018	33-7	763-216	26-5
690-626	46-38a	751-489	28-7	756-117	31-15	763-287	25-3
690-626	46-53	751-494	28-3	756-118	31-17	763-287	25-5
690-626	47-14a	751-494	28-6	756-118	33-5	763-417	50-5
690-627	27-11	751-772	28-9	756-284	50-7	763-450	33-11
690-628	24-22a	751-810	28-12	756-621	33-9	763-451	33-2
690-628	24-24a	751-819	25-7	756-622	33-4	763-712	26-2
690-628	24-26a	751-859	43-35	756-669	50-12	763-713	26-4
690-628	27-12	751-889	31-7	756-685	26-12	763-718	25-2
690-628	51-21	752-530	50-4	757-208	29-5	763-719	25-4
690-628	52-11a	752-571	26-13	757-216	31-11	763-728	50-3
690-629	23-15a	752-584	33-22	757-217	31-12	763-748	54-21
690-629	23-45	752-585	33-24	757-318	33-3	763-751	28-2
690-629	52-10a	752-830	25-8	757-479	33-20	763-752	28-5
690-629	74-4a	752-830	28-10	757-480	33-17	765-484	50-2
690-630	31-45	752-855	31-16	757-483	29-3	958-940	45A-25
690-630	31-62	752-965	29-16	757-484	29-7		
690-630	46-54	752-966	29-15	757-485	29-4		
690-630	52-34	753-085	67-20	757-580	33-10		
690-631	27-17a	753-172	31-10	757-718	67-21		
690-634	43-24	753-381	31-14	758-093	29-2		
690-635	52-18a	753-407	29-11	758-392	26-6		
690-635	53-63a	753-430	29-14	758-394	26-11		
690-635	53-69a	753-448	25-6	758-397	23-17		
690-639	23-42a	753-462	50-6	758-456	25-9		
690-639	64-9	753-850	29-17	758-457	33-12		
690-639	67-66	753-956	31-4	758-534	53-17a		
690-639	76-23b	754-614	28-4	758-563	50-11		
690-640	27-44a	754-816	53-15	761 254	76-6a		
690-640	55-45b	754-848	33-25	761-197	29-6		

**THE NEW PIPER AIRCRAFT, INC.
PA-32-301 FT
AIRPLANE PARTS CATALOG**

**GRIDS 2E22 THRU 2L24
INTENTIONALLY LEFT BLANK**