



**TURBO DAKOTA**

# **PARTS CATALOG**

CARD 1 OF 1

**PA-28-201T DAKOTA**

# **PIPER AIRCRAFT CORPORATION**

Courtesy of Bomar Flying Service  
[www.bomar.biz](http://www.bomar.biz)

**PART NUMBER 761 701**

---

# PIPER PARTS CATALOG

---

## AEROFICHE EXPLANATION AND REVISION STATUS

The Parts Catalog information incorporated in this set of Aerofiche cards has been arranged in accordance with the general specifications of Aerofiche adopted by the General Aviation Manufacturer's Association.

Conversion of Aerofiche alpha/numeric code numbers:

First number is the Aerofiche card identifier.

Letter is the horizontal line reference per card.

Second number is the vertical line reference per card.

Example: 2J16 = Aerofiche card number two of given set. Grid location J16.

To aid in locating the various sections and related information desired, the following is provided:

A complete Catalog Table of Contents is given at Grid 1A8 of Aerofiche card number 1 of this set. Each additional card in this set will have a Table of Contents for all sections on that particular card. This table will start at Grid A3.

## REVISIONS

The information compiled in this Aerofiche Parts Catalog will be kept current by revisions distributed periodically. These revisions will supersede all previous revisions and will be complete Aerofiche card replacements and shall supersede Aerofiche cards of the same number in the set.

Current Revisions to this PA-28-201T series Parts Catalog issued February 15, 1979 are as follows:

761 701 (PR790411).....	Dated April 1979
761 701 (PR790712).....	Dated July 1979
761 701 (PR801114).....	Dated November 1980
761 701 (PR840713).....	Dated July 1984
761 701 (IR950306).....	Dated March 1995

### **\*INTERIM CHANGE TO PARTS CATALOG 761-701**

**Changes have been made to Sections II and IX of Card 1. There are no other changes included in this interim change revision. Please discard your current card 1, and replace it with the revised card 1.**

NOTE: Refer to the last card of the Piper - Parts Price List - Aerofiche for a checklist of current revision dates and card effectivities for this parts catalog.

# INTRODUCTION

This illustrated Parts Catalog is designed to provide simple but positive identification of replacement parts for the Piper "Turbo Dakota" Model PA-28-201T manufactured by the Piper Aircraft Corporation of Vero Beach, Florida.

NOTE: UNDER NO CIRCUMSTANCES SHALL THIS CATALOG BE USED FOR RIGGING AND INSTALLATION PURPOSES.

It is suggested that this catalog be thoroughly studied to determine its arrangement prior to its utilization.

1. The catalog is divided into thirteen (13) major sections described as follows:
  - a. Section I to XII inclusive contains all replacement parts for the complete airplane. Each section is subdivided and each division includes an illustration and a parts listing.
  - b. Section XIII is the Miscellaneous Group. This group includes an illustration and parts list for the Placards and Exterior Stencils and a listing of the Optional Equipment Kits, Repair Kits and Special Tools.
2. The following is a brief explanation of the columns in the parts listing:
  - a. The "FIGURE AND INDEX" column indicates the illustration figure number and its part index number. Example: (2-1), the 2 is the figure number and the 1 is the index number. The figure number appears only at the top of each parts list page.
  - b. The "PART NUMBER" column contains the identifying number of the replacement part and this number must be shown on all Parts Orders.
  - c. The "CODE" column is for the purpose of indicating special uses of the part. An explanation of the letter code used is shown on the grid (page) preceding each parts listing and pertains to that listing only.

ALL PARTS CODED WITH A "W" MUST BE PURCHASED  
FROM PIPER AIRCRAFT CORPORATION, LOCK HAVEN, PA.

ALL PARTS NOT CODED WITH A "W" MUST BE PURCHASED  
FROM PIPER AIRCRAFT CORPORATION, VERO BEACH, FLORIDA.

- d. The "NOMENCLATURE" column indicates the part name. This name must be shown on all Parts Orders.
- e. The "NO. REQ." (Number Required) column represents the total quantity of parts used per figure when the part is not indented and the quantity of parts used per assembly when the part is indented. The symbol "AR" listed in this column means "As Required."
- f. The "SERIAL NUMBERS AFFECTED" column indicates the part application by airplane serial number.

## EXAMPLE

Figure and Index Number	Part Number	Code	NOMENCLATURE	No. Req.	SERIAL NUMBERS AFFECTED
2-1	XXXXX-XX		DOOR ASSEMBLY - Baggage compartment	X	
-2	XXXXX-XX		*TUBE ASSEMBLY - Baggage door latch	X	
-3	XXXXX-XX		* *CLEVIS - Door latch tube assembly	X	
-4	XXXXX-XX		* *CLIP - Door latch tube assembly	X	

In the Nomenclature column, the next higher assembly relationship of items covered is shown by the degree of indentation of each item and is indicated by an asterisk (\*). One asterisk signifies one indentation, two signifies two indentions, etc. The example listing above is interpreted as follows:

If the DOOR ASSEMBLY (not indented) is ordered, it will include the three items indented under the Door Assembly.

If the TUBE ASSEMBLY (indented one space) is ordered, it will include the two items indented under the Tube Assembly.

If you want only a CLEVIS or CLIP, you order only that item.

---

## PIPER PARTS CATALOG

---

3. The "ATTACHING PARTS" such as nuts, bolts, screws, etc., that are available as commercial hardware items, are not generally supplied by the Piper Aircraft Corporation. The catalog lists, for your convenience, those attaching parts required for main assemblies and installations. The identifying number for these parts appears after the part name.
4. All items of Optional Equipment are contained in the parts list in their proper sequence and sections. These items were not marked optional, since they are fully identified by their descriptions.

### HOW TO IDENTIFY A PART IF YOU KNOW WHAT IT LOOKS LIKE AND KNOW WHERE IT IS LOCATED

1. Refer to Figure 1 to determine the Section number in which the part is used.
2. Refer to the Table of Contents and locate the section. Note the figure numbers that illustrate the various subgroups of this main section.
  - a. Select the figure title you think might contain the part you wish to identify and proceed to the grid (page) specified.
3. NOTE: If you don't find the part on this illustration, try another figure in this group.
4. Refer to the "Figure and Index Number" in the Parts Listing for complete description of the part.

### HOW TO ORDER PARTS

In ordering parts for your Piper airplane, observe the following instructions which will aid in your getting the right parts required without delay:

- a. Place your order with the distributor or dealer for your territory, since parts are available only through our distributor organization.
- b. Always specify the model and serial number of your airplane.
- c. Always specify Part Number, Name, Type and Quantity required.
- d. Specify the method of shipment - freight, express, parcel post, air express, air freight, or air parcel post. Where the nature of the shipment requires it or when no instructions are given, we reserve the right to ship the most suitable way.

### GENERAL INFORMATION

#### a. Shortages

All orders are checked and rechecked before leaving our Shipping Department. A packing slip is enclosed with the shipment and claims for errors or shortages must be made within three (3) days after receipt of orders.

#### b. Returned Goods

No material should be returned to us without first securing our written permission. Material sent in without notice will be held at the owner's risk for thirty (30) days and will then be disposed of as we see fit.

Transportation charges must be PREPAID on returned goods or the shipment will be refused.

#### c. Transportation Liabilities

The Piper Aircraft Corporation cannot be held liable for damages to parts in transit from the factory. If a shipment is received in a damaged condition, have the delivery man or Transportation Company make a notation of the damage and file your claim with the Carrier. In case of concealed damage, do not attempt to remove the part from the shipping container, or endeavor to repair the damage, but call the Carrier and have his Claim Agent inspect the damage before filing your claim with the Carrier.

---

# PIPER PARTS CATALOG

---

## PA-28-201T SERIAL NUMBER INFORMATION

The following information should be kept in mind when ordering from the catalog.

- a. The serial numbers of the aircraft covered by this Parts Catalog are as follows:
  - (1) Serial numbers of the 1979 PA-28-201T Models are 28-7921001 to 28-7921095 inclusive.

# PIPER PARTS CATALOG

## STANDARD PAINT CHART

EXTERIOR	MFG. NO.	PIPER PART NUMBER	
		QUART	GALLON
<b>ACRYLIC LACQUER</b>			
Madrid Red	B-5511	4175 593	1175 593
Bahama Blue	B-9170	4175 436	1175 436
Avocado	G-2352	4175 331	1175 331
Las Vegas Gold	G-2124-A	4175 332	1175 332
Dakota Black	H-6117-R	4175 373	1175 373
Ocala Orange (base coat)	P7946	4175 499	1175 499
Ocala Orange (top coat)	C-2065-A	4175 500	1175 500
Juneau White	B-7784-A	4175 657	1175 657
Lime Green	D-6449	4175 380	1175 380
Baja Yellow	D-6448	4175 379	1175 379
Denver Brown (base coat)	K-2790	4175 299	1175 299
Denver Brown (top coat)	B-5460	4175 409	1175 409
Matador Red	R4418	4175 389	1175 389
Royal Blue	X5700	4175 390	1175 390
Hickory Brown	Y9775	4175 392	1175 392
Indian Silver	M9514	4175 391	1175 391
Sage Green	R3796R	4175 304	1175 304
Firethorn Red	R3956R	4175 305	1175 305
Dark Blue	R3957R	4175 306	1175 306
Silver	M9514R	4175 307	1175 307
Buckskin	R3959R	4175 303	1175 303
Sandalwood Tan	R8175R	4175 309	1175 309
Platinum Gray	R8174R	4175 308	1175 308
Thinner	B5408-B	4179 402	1179 402

# PIPER PARTS CATALOG

## STANDARD PAINT CHART

	MFG. NO.	PIPER PART NUMBER	
		QUART	GALLON
<b>EXTERIOR</b>			
<b>POLYURETHANE ENAMEL (Dupont Imron)</b>			
Baja Yellow	H7850U	4175 461	1175 461
Juneau White	H7848U	4175 462	1175 462
Ocala Orange	H7857UM	4175 463	1175 463
Madrid Red	H7851UM	4175 464	1175 464
Bahama Blue	H7853U	4175 465	1175 465
Avocado	H7852U	4175 466	1175 466
Las Vegas Gold	5242U	4176 121	1176 121
Dakota Black	99U	4175 467	1175 467
Denver Brown	H7859U	4176 122	1176 122
Matador Red	H7858U	4175 468	1175 468
Royal Blue	H7856U	4175 469	1175 469
Hickory Brown	H7855U	4175 470	1175 470
Silver	45431U	4176 123	1176 123
Lime Green	H7854U	4175 460	1175 460
Sage Green	K7887U	4176 132	1176 132
Firethorn	K7888UW	4176 133	1176 133
Buckskin	K7890U	4176 135	1176 135
Dark Blue	K7891U	4176 136	1176 136
Platinum Gray	N7819U	4176 126	1176 126
Sandalwood Tan	N7818U	4176 127	1176 127
Catalyst (Activator)	192S	4179 950	1179 950
Reducer	Y8485S	4179 145	1179 145
Retarder	8100S	4179 559	1179 559
Accelerator	189S	4179 951	
<b>POLYURETHANE PRIMER (Dupont Imron)</b>			
Wash Primer	B9287	4170 766	1170 766
Wash Primer Thinner	K1733	4179 452	1179 452
Acid Thinner	B9289	4179 403	1179 403

# TABLE OF CONTENTS

FIGURE NUMBER	FIGURE TITLE	GRID NUMBER
1	View of Complete Airplane .....	1A12
SECTION I WING GROUP		
2	Wing Installation .....	1A13
3	Wing Leading Edge Assembly .....	1A17
4	Wing Trailing Edge Assembly.....	1A20
5	Aileron Assembly .....	1B1
6	Flap Assembly .....	1B4
SECTION II FUSELAGE GROUP		
7	Fuselage Assembly - Complete .....	1B7
8	Fuselage Upper Forward Cockpit Assembly .....	1B10
9	Fuselage Upper Center Cockpit Assembly.....	1B13
10	Fuselage Lower Forward Cockpit Assembly .....	1B17
11	Fuselage Lower Aft Cockpit Assembly.....	1B21
12	Fuselage Aft Section.....	1C1
13	Fuselage Cabin and Baggage Door Installation.....	1C5
14	Fuselage Enclosure Installation .....	1C9
SECTION III TAIL SURFACES GROUP		
15	Tail Surfaces Installation.....	1C13
16	Stabilator Assembly .....	1C16
17	Fin Assembly .....	1C19
18	Rudder Assembly.....	1C22
SECTION IV LANDING GEAR GROUP		
19	Nose Gear Installation .....	1D1
20	Nose Gear Strut Assembly.....	1D5
21	Nose Wheel Assembly (McCauley) .....	1D9
22	Main Gear Installation.....	1D12
23	Main Wheel Assembly .....	1D16
24	Brake Assembly .....	1D19
25	Main and Nose Wheel Fairing Installation .....	1D22
25A	Main Landing Gear Strut Fairing Installation .....	1E1
26	Hand Brake Installation.....	1E4
27	Toe Brake Installation.....	1E7
28	Toe Brake Master Cylinder Assembly.....	1E10
SECTION V CABIN EQUIPMENT GROUP		
29	Cockpit Finishing Installation .....	1E13
30	Window Curtains Installation .....	1E18
31	Carpet Installation.....	1E21
32	Seats Installation .....	1F1
33	Vertically Adjustable Front Seat Assembly.....	1F5



# TABLE OF CONTENTS

## SECTION VI INSTRUMENTS GROUP

34	Instrument Panel Installation .....	1F9
35	Vacuum System Installation .....	1F13
36	Pitot Static System Installation .....	1F16

## SECTION VII POWER PLANT GROUP

37	Power Plant Installation .....	1F19
38	Engine Instrument Lines Installation.....	1F22
39	Engine Baffle Installation .....	1G1
40	Engine Cowl Installation.....	1G4
41	Propeller Assembly (Hartzell).....	1G7
42	Engine Controls Installation .....	1G10

## SECTION VIII FUEL SYSTEM GROUP

43	Fuel System Installation .....	1G14
44	Fuel Tank Assembly .....	1G18

## SECTION IX CONTROL SYSTEM GROUP

45	Aileron Control Installation .....	1G21
46	Rudder Control Installation.....	1H1
47	Rudder Trim Mechanism Installation .....	1H4
48	Stabilator Control Installation .....	1H7
49	Stabilator Trim Installation .....	1H10
50	Flap Control Installation .....	1H14
51	Control Wheel Installation.....	1H18
52	Rudder Pedal Installation .....	1H21

## SECTION X ENVIRONMENTAL GROUP

53	Heat and Defrost System Installation .....	1I1
54	Fresh Air Ventilation Installation .....	1I5
55	Air Conditioning Compressor and Refrigerant Lines Installation .....	1I8
56	Air Conditioning Duct and Evaporator Installation .....	1I11
57	Air Conditioning Condenser Installation .....	1I14
58	Oxygen System Installation (Portable) .....	1I17

## SECTION XI ELECTRICAL SYSTEM GROUP

59	Electrical System Installation .....	1J20
60	Instrument Panel Electrical Installation.....	1J1
61	Air Conditioning Electrical Installation.....	1J4
62	Battery Installation .....	1J7
63	External Power Supply Installation.....	1J10
64	Strobe Lights Installation .....	1J13

# TABLE OF CONTENTS

SECTION XII  
ELECTRONICS GROUP

65	Electric Trim Installation	1J16
66	AutoFlite II Installation	1J19
67	AutoControl III B Installation	1J22
68	Piper Automatic Locator (ELT) Installation (Communications Components Corp.)	1K1
68A	Piper Automatic Locator (ELT) Installation (Narco Avionics)	1K4
69	Encoder Installation (Narco - AR 500 and United - 5125-P3)	1K7
70	Radio, Antenna System and Static Wicks Installation	1K10
71	Audio Selector Assembly	1K13
	Radio Installation Drawings	1K16

SECTION XIII  
MISCELLANEOUS GROUP

72	Placards and Exterior Stencils	1K18
	Optional Equipment Kits and Repair Kits	1K22

	NUMERICAL INDEX	1L1
--	-----------------	-----

---

**PIPER PARTS CATALOG**

---

1A11

INTENTIONALLY LEFT BLANK

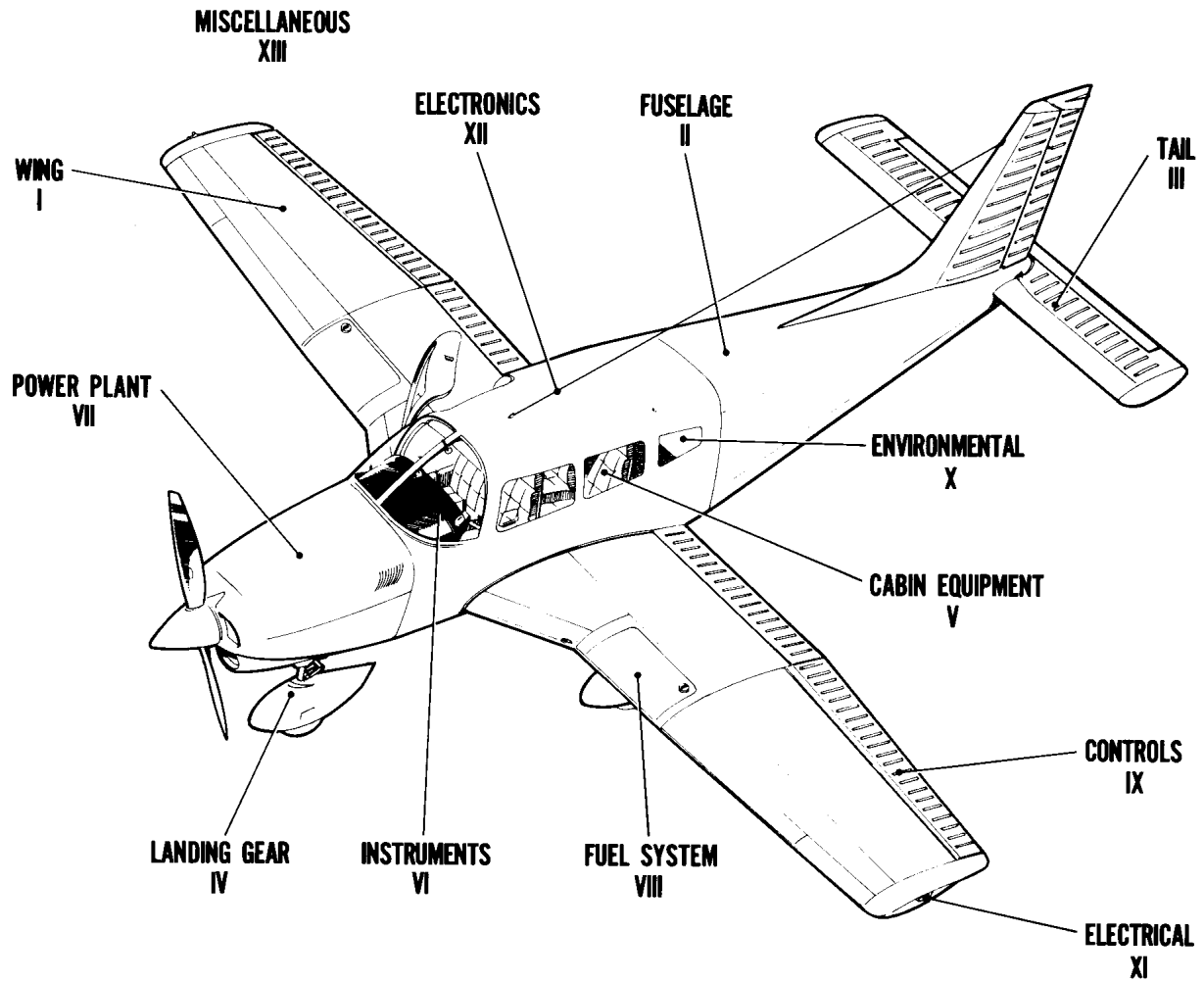


Figure 1. Complete Airplane

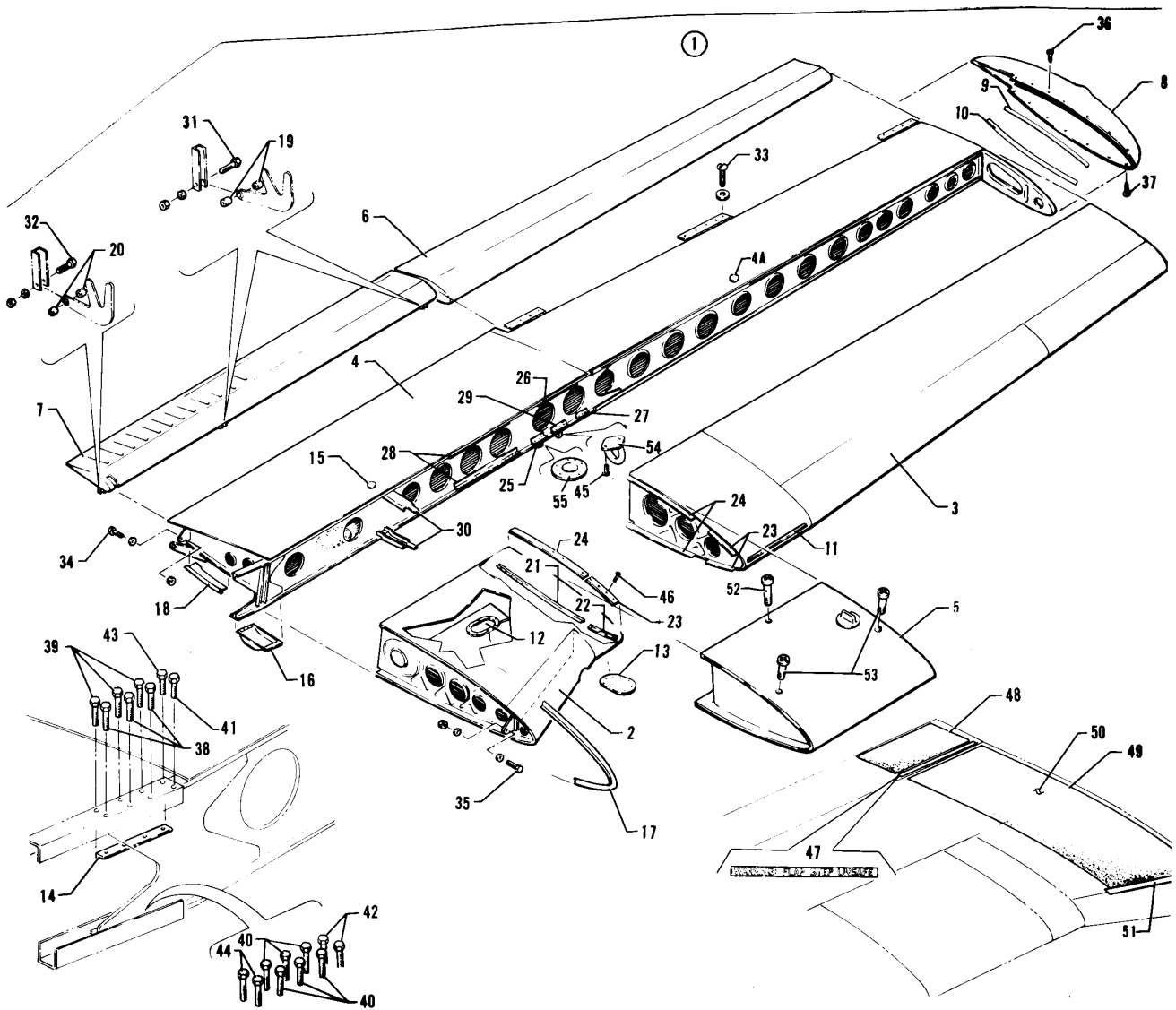


Figure 2. Wing Installation

---

# PIPER PARTS CATALOG

---

## CODE EXPLANATIONS FOR FIGURE 2

- A - See Figure 3 for component parts.
- B - See Figure 4 for component parts.
- C - See Figure 44 for component parts.
- D - See Figure 5 for component parts.
- E - See Figure 6 for component parts.
- F - Used if navigation or strobe lights are not installed.
- G - Used if navigation or strobe lights are installed.
- H - This assembly includes brake lines, pitot lines (in left wing only), inspection cover plates and fuel lines.
- W - These parts must be ordered from Service Spares Department, Piper Aircraft, Lock Haven, Penna.

## PIPER PARTS CATALOG

Figure and Index Number	Part Number	Code	Nomenclature	No. Req.	Serial Numbers Affected
2-	35950		DRAWING - Wing Installation		
-1	35950-980	H,J	WING ASSEMBLY - Left	1	
	35950-981	H,J	WING ASSEMBLY - Right	1	
-2	35950-926	A	* LEADING EDGE ASSEMBLY - Wing inboard, left	1	
	35950-927	A	* LEADING EDGE ASSEMBLY - Wing inboard, right	1	
-3	35630-928	A	* LEADING EDGE ASSEMBLY - Wing outboard, left	1	
	35630-929	A	* LEADING EDGE ASSEMBLY - Wing outboard, right	1	
-4	35950-982	B,J	* TRAILING EDGE ASSEMBLY - Wing aft section, left	1	
	35950-983	B,J	* TRAILING EDGE ASSEMBLY - Wing aft section, right	1	
-4a	453 966		* PLUG - Button (HS48172-K2215)	1	
-5	35716-08	C	TANK ASSEMBLY - Fuel, left	1	
	35716-09	C	TANK ASSEMBLY - Fuel, right	1	
-6	35640-24	D	AILERON ASSEMBLY - Left	1	
	35640-25	D	AILERON ASSEMBLY - Right	1	
-7	65591-00	E	FLAP ASSEMBLY - Left	1	
	65590-01	E	FLAP ASSEMBLY - Right	1	
-8	35641-12	F	TIP ASSEMBLY - Wing, left	1	
	35641-14	G	TIP ASSEMBLY - Wing, left	1	
	35641-13	F	TIP ASSEMBLY - Wing, right	1	
	35641-15	G	TIP ASSEMBLY - Wing, right	1	
-9	35641-06		* STIFFENER - Wing tip, upper, left	1	
	35641-07		* STIFFENER - Wing tip, upper, right	1	
-10	35641-08		* STIFFENER - Wing tip, lower, left	1	
	35641-09		* STIFFENER - Wing tip, lower, right	1	
-11	35802-03		STRIP - Stall	2	
-12	62109-00		COVER - Access hole	16	
-13	38118-05		COVER - Access hole	2	
-14	62121-00		SHIM - Wing attachment	1	
-15	63595-00		BUTTON ASSEMBLY - Plug, gear service access	1	
-16	63942-00		COVER - Wing bolt, left	1	
	63942-01		COVER - Wing bolt, right	1	
-17	65773-00		MOULDING - Wing root	2	
-18	67723-00		PLATE ASSEMBLY - Aft wing access, left	1	
	67723-01		PLATE ASSEMBLY - Aft wing access, right	1	
-19	63900-19		BUSHING - Flap hinge, center and outboard	8	
-20	63900-20		BUSHING - Flap hinge, inboard	4	
-21	96926-00		CHANNEL - Gang, bottom rear	2	
-22	96927-00		CHANNEL - Gang, bottom forward	2	
-23	96926-00		CHANNEL - Gang	6	
-24	406 942		CHANNEL - Gang (PS10062-2-7)	6	
-25	406 935		CHANNEL - Gang (PS10062-2-11)	2	
-26	35630-16		CHANNEL - Gang	2	
-27	38676-02		CHANNEL - Gang	2	
-28	35630-18		CHANNEL - Gang	4	
-29	66529-00		CHANNEL - Gang	2	
-30	62095-00		CHANNEL - Wing skin stiffener	4	
-31	401 270	W	BOLT - (AN3-11A)	4	
	407 564	W	WASHER - (AN960-10)	4	
	404 887	W	NUT - (MS20365-1032C)	4	
-32	400 444	W	BOLT - (AN3-13A)	2	
	407 564	W	WASHER - (AN960-10)	2	
	404 887	W	NUT - (MS20365-1032C)	2	
-33	415 320		SCREW - (MS27039-1-10)	26	
	407 564	W	WASHER - (AN960-10)	26	
	404 887	W	NUT - (MS20365-1032C)	26	

When ordering, always specify Part Number, Description, and Serial Number of Aircraft

## PIPER PARTS CATALOG

Figure and Index Number	Part Number	Code	Nomenclature	No. Req.	Serial Numbers Affected
2-34	401 186	W	BOLT - (AN5-6A)	2	
	407 566	W	WASHER - (AN960-516)	AR	
	404 889	W	NUT - (MS20365-524C)	2	
-35	402 680		BOLT - (NAS1104-17)	2	
	407 565	W	WASHER - (AN960-416)	2	
	407 585	W	WASHER - (AN960-416L)	2	
	404 561		NUT - (MS21045-4)	2	
-36	415 535		SCREW - (MS35206-245)	28	
	407 583		WASHER - (AN960-8L)	28	
	477 672		NUT - (PS10062-5-1)	28	
-37	415 535		SCREW - (MS35206-245)	4	
	407 583		WASHER - (AN960-8L)	4	
-38	402 366		BOLT - (AN176-15A)	6	
	407 567	W	WASHER - (AN960-616)	18	
	96352-03		WASHER	6	
	404 532		NUT - (MS21042-6)	6	
-39	402 349		BOLT - (AN176-14A)	6	
	407 567	W	WASHER - (AN960-616)	18	
	404 532		NUT - (MS21042-6)	6	
-40	402 349		BOLT - (AN176-14A)	12	
	96352-03		WASHER	12	
	407 567	W	WASHER - (AN960-616)	24	
	404 532		NUT - (MS21042-6)	12	
-41	402 366		BOLT - (AN176-15A)	2	
	407 567	W	WASHER - (AN960-616)	4	
	96352-03		WASHER	2	
	404 532		NUT - (MS21042-6)	2	
-42	402 349		BOLT - (AN176-14A)	4	
	96352-03		WASHER	4	
	407 567	W	WASHER - (AN960-616)	4	
	404 532		NUT - (MS21042-6)	4	
-43	402 349		BOLT - (AN176-14A)	2	
	407 567	W	WASHER - (AN960-616)	4	
	404 532		NUT - (MS21042-6)	2	
-44	402 349		BOLT - (AN176-14A)	4	
	96352-03		WASHER	8	
	404 532		NUT - (MS21042-6)	4	
-45	410 043	W	SCREW - (MS24694-S56)	2	
-46	415 309		SCREW - (MS27039-0809)	40	
-47	35664-02		PLACARD - Warning	1	
-48	79174-04		WING WALK - Safety, flap	1	
-49	79174-00		WING WALK - Safety wing	1	
-50	179 872		SAFETY WALK COMPOUND - Black (1 quart can)	AR	
-51	69736-02		RETAINER - Wing walk	1	
-52	415 312		SCREW - (MS27039-0812)	90	
-53	415 309		SCREW - (MS27039-0809)	78	
-54	35692-02		RING - Tie down	2	
-55	35725-02		PAD - Jack	2	

When ordering, always specify Part Number, Description, and Serial Number of Aircraft



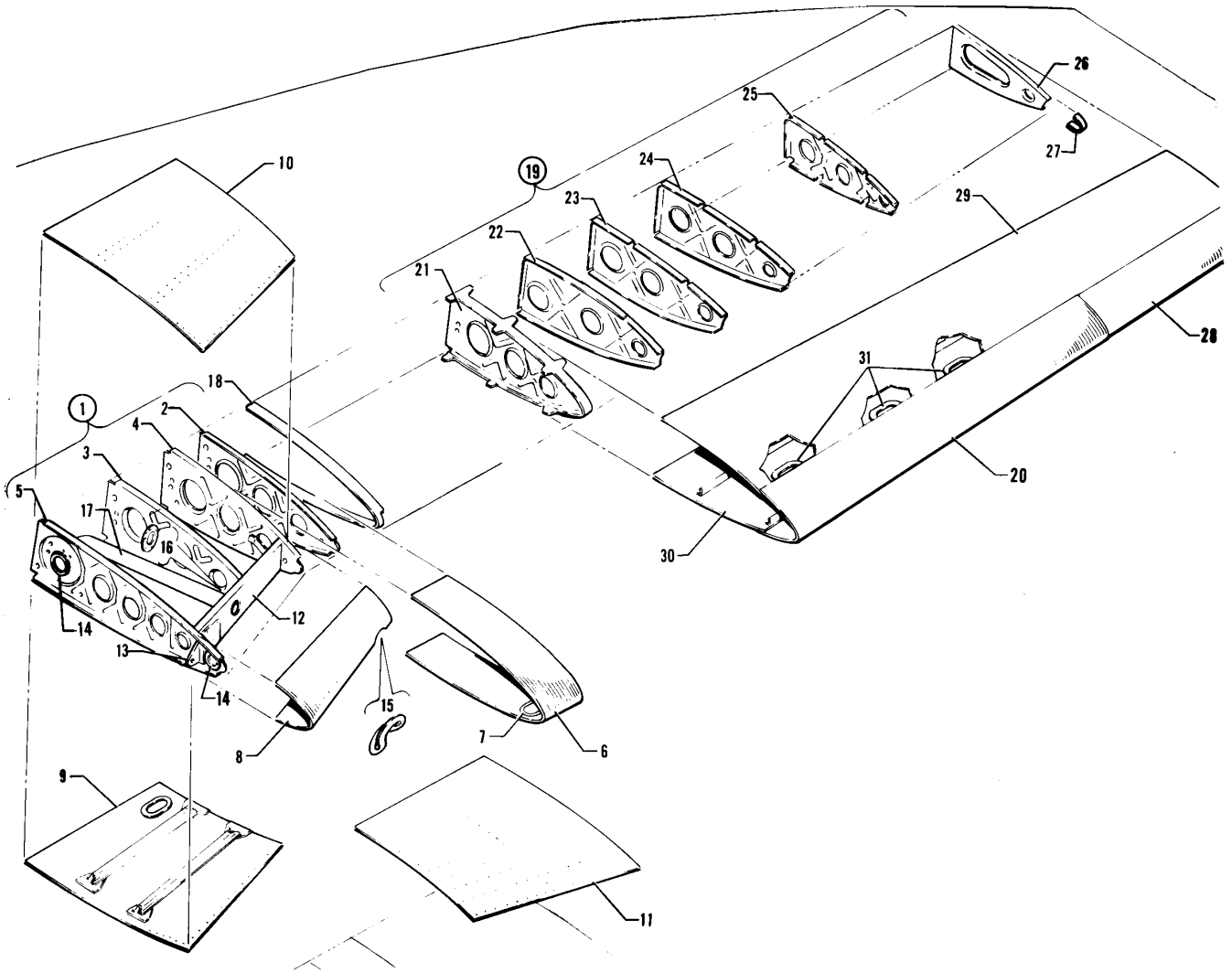


Figure 3. Wing Leading Edge Assembly

---

# PIPER PARTS CATALOG

---

CODE EXPLANATIONS FOR FIGURE 3

## PIPER PARTS CATALOG

Figure and Index Number	Part Number	Code	Nomenclature	No. Req.	Serial Numbers Affected
3-1	35950-926		LEADING EDGE ASSEMBLY - Wing inboard, left	1	
	35950-927		LEADING EDGE ASSEMBLY - Wing inboard, right	1	
-2	35642-00		* RIB - Wing nose, Sta. 57.00, left	1	
	35642-01		* RIB - Wing nose, Sta. 57.00, right	1	
-3	38218-00		* RIB ASSEMBLY - Sta. 36.92, left	1	
	38218-01		* RIB ASSEMBLY - Sta. 36.92, right	1	
-4	62021-00		* RIB - Wing nose, Sta. 49.25, left	1	
	62021-01		* RIB - Wing nose, Sta. 49.25, right	1	
-5	95639-02		* RIB - Wing nose, root, left	1	
	95639-03		* RIB - Wing nose, root, right	1	
-6	38118-00		* SKIN ASSEMBLY - Inboard wing	1	
-7	38118-03		** DOUBLER ASSEMBLY - Leading edge wing	1	
-8	62085-02		* SKIN - Leading edge, left	1	
	62085-03		* SKIN - Leading edge, right	1	
-9	38217-00		* SKIN ASSEMBLY - Bottom inboard root, left	1	
	38217-01		* SKIN ASSEMBLY - Bottom inboard root, right	1	
-10	62087-05		* SKIN ASSEMBLY - Top inboard root, left	1	
-11	62061-05		* SKIN - Wingwalk, forward, right	1	
-12	66623-00		* SPAR - Leading edge, inboard, left	1	
	66623-01		* SPAR - Leading edge, inboard, right	1	
-13	66761-02		* FITTING ASSEMBLY - Forward spar, left	1	
	66761-03		* FITTING ASSEMBLY - Forward spar, right	1	
-14	68119-00		* GASKET - Air duct	2	
-15	68111-00		* DOUBLER - Air inlet	1	
-16	66621-00		* DOUBLER - Forward spar	1	
-17	66620-00		* TUBE ASSEMBLY - Air duct	1	
-18	62091-02		* STRAP - Fuel tank attachment	1	
-19	35630-928		LEADING EDGE ASSEMBLY - Wing outboard, left	1	
	35630-929		LEADING EDGE ASSEMBLY - Wing outboard, right	1	
-20	35118-28		* SKIN - Forward, left	1	
	35118-29		* SKIN - Forward, right	1	
-21	35733-02		* RIB ASSEMBLY - Wing nose, Sta. 106.19, left	1	
	35733-03		* RIB ASSEMBLY - Wing nose, Sta. 106.19, right	1	
-22	35592-00		* RIB - Wing nose, Sta. 117.50, left	1	
	35592-01		* RIB - Wing nose, Sta. 117.50, right	1	
-23	35118-30		* RIB - Wing nose, Sta. 131.60, left	1	
	35118-31		* RIB - Wing nose, Sta. 131.60, right	1	
-24	35118-22		* RIB - Wing nose, Sta. 148.60, left	1	
	35118-23		* RIB - Wing nose, Sta. 148.60, right	1	
-25	35166-00		* RIB - Wing nose, Sta. 174, left	1	
	35166-01		* RIB - Wing nose, Sta. 174, right	1	
-26	35615-02		* RIB - Wing nose, Sta. 206.70, left	1	
	35615-03		* RIB - Wing nose, Sta. 206.70, right	1	
-27	35615-04		* STRAP - Skin attachment, Sta. 206.70, left	1	
	35615-05		* STRAP - Skin attachment, Sta. 206.70, right	1	
-28	35118-49		* SKIN - Forward, left	1	
	35118-47		* SKIN - Forward, right	1	
-29	35118-24		* SKIN - Aft, top, left	1	
	35118-25		* SKIN - Aft, top, right	1	
-30	35118-803		* SKIN ASSEMBLY - Aft bottom, left	1	
	35118-804		* SKIN ASSEMBLY - Aft bottom, right	1	
-31	95094-00		** DOUBLER - Cover plate attachment	3	

When ordering, always specify Part Number, Description, and Serial Number of Aircraft

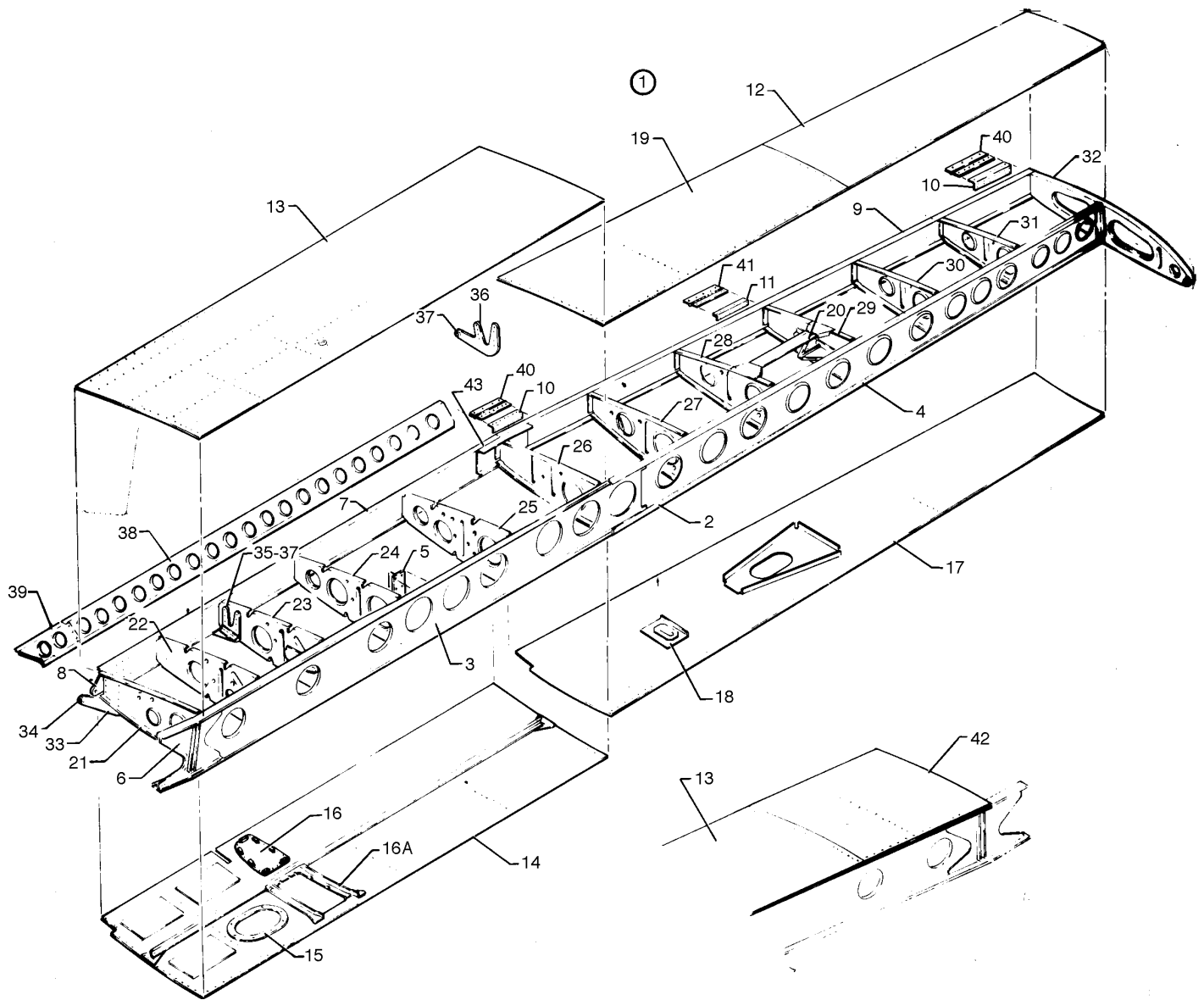


Figure 4. Wing Trailing Edge Assembly

---

# PIPER PARTS CATALOG

---

CODE EXPLANATIONS FOR FIGURE 4

## PIPER PARTS CATALOG

Figure and Index Number	Part Number	Code	Nomenclature	No. Req.	Serial Numbers Affected
4-1	35950-982		TRAILING EDGE ASSEMBLY - Wing aft section, left	1	
	35950-983		TRAILING EDGE ASSEMBLY - Wing aft section, right	1	
-2	35168-18		* SPAR ASSEMBLY - Wing main, left	1	
	35168-19		* SPAR ASSEMBLY - Wing main, right	1	
-3	62073-02		** SPAR ASSEMBLY - Main inboard, left	1	
	62073-03		** SPAR ASSEMBLY - Main inboard, right	1	
-4	35168-16		** SPAR ASSEMBLY - Main outboard, left	1	
	35168-17		** SPAR ASSEMBLY - Main outboard, right	1	
-5	62079-00		** TEE - Landing gear attachment	1	
-6	35952-02		** DOUBLER - Left, forward and aft	2	
	35952-03		** DOUBLER - Right, forward and aft	2	
-7	35174-04		* SPAR ASSEMBLY - Wing aft, inboard, left	1	
	35174-05		* SPAR ASSEMBLY - Wing aft, inboard, right	1	
-8	66762-00		** PLATE - Aft spar	1	
-9	35632-02		* SPAR ASSEMBLY - Wing aft, outboard, left	1	
	35632-03		* SPAR ASSEMBLY - Wing aft, outboard, right	1	
-10	62105-00		* DOUBLER - Aft spar, rear	2	
-11	62105-02		* DOUBLER - Aft spar, rear	1	
-12	35603-20		* SKIN - Top outboard, left	1	
	35603-21		* SKIN - Top outboard, right	1	
-13	35420-04		* SKIN ASSEMBLY - Top inboard, left	1	
	35422-04		* SKIN ASSEMBLY - Top inboard, right	1	
-14	35421-06		* SKIN ASSEMBLY - Bottom inboard, left	1	
	35421-07		* SKIN ASSEMBLY - Bottom inboard, right	1	
-15	35362-00		** DOUBLER ASSEMBLY - Bottom inboard	1	
-16	37897-02		** DOUBLER ASSEMBLY - Bottom inboard	1	
-16a	65690-00		** DOUBLER - Fairing plate, left	1	
	65690-01		** DOUBLER - Fairing plate, right	1	
-17	35634-04		* SKIN ASSEMBLY - Bottom outboard, left	1	
	35634-05		* SKIN ASSEMBLY - Bottom outboard, right	1	
-18	35573-00		** DOUBLER ASSEMBLY - Outboard, left	1	
-19	35603-26		* SKIN ASSEMBLY - Top center, left	1	
	35603-27		* SKIN ASSEMBLY - Top center, right	1	
-20	35731-00		** CHANNEL ASSEMBLY - Bellcrank support, upper left	1	
	35731-01		** CHANNEL ASSEMBLY - Bellcrank support, upper right	1	
-21	95636-00		* RIB - Sta. 24.24, left	1	
	95636-01		* RIB - Sta. 24.24, right	1	
-22	66597-00		* RIB - Sta. 36.22, left	1	
	66597-01		* RIB - Sta. 36.22, right	1	
-23	35378-00		* RIB ASSEMBLY - Sta. 49.25, left	1	
	35378-01		* RIB ASSEMBLY - Sta. 49.25, right	1	
-24	66599-00		* RIB ASSEMBLY - Sta. 64.59, left	1	
	66599-01		* RIB ASSEMBLY - Sta. 64.59, right	1	
-25	66598-00		* RIB - Sta. 86.03, left	1	
	66598-01		* RIB - Sta. 86.03, right	1	
-26	35616-00		* RIB - Sta. 106.19, left	1	
	35616-01		* RIB - Sta. 106.19, right	1	
-27	35617-00		* RIB - Sta. 123.15, left	1	
	35617-01		* RIB - Sta. 123.15, right	1	
-28	35618-00		* RIB - Sta. 140.09, left	1	
	35618-01		* RIB - Sta. 140.09, right	1	
-29	35619-04		* RIB ASSEMBLY - Sta. 157, left	1	
	35619-05		* RIB ASSEMBLY - Sta. 157, right	1	
-30	35620-00		* RIB - Sta. 174, left	1	
	35620-01		* RIB - Sta. 174, right	1	
-31	35621-00		* RIB - Sta. 190.90, left	1	
	35621-01		* RIB - Sta. 190.90, right	1	

When ordering, always specify Part Number, Description, and Serial Number of Aircraft

## PIPER PARTS CATALOG

Figure and Index Number	Part Number	Code	Nomenclature	No. Req.	Serial Numbers Affected
4-32	35637-00		* RIB - Sta. 207.65, left	1	
	35637-01		* RIB - Sta. 207.65, right	1	
-33	65898-00		* SUPPORT ASSEMBLY - Flap inboard, left	1	
	65898-01		* SUPPORT ASSEMBLY - Flap inboard, right	1	
-34	452 387		** BEARING - (KP3A)	1	
-35	65898-04		* SUPPORT ASSEMBLY - Flap	1	
-36	65898-07		* SUPPORT ASSEMBLY - Flap	1	
-37	452 387		** BEARING - (KP3A)	2	
-38	62129-04		* STIFFENER - Outboard, left	1	
	62129-03		* STIFFENER - Outboard, right	1	
-39	62129-08		* STIFFENER - Inboard, left	1	
	62129-07		* STIFFENER - Inboard, right	1	
-40	62371-08		* HINGE ASSEMBLY - Aileron	2	
-41	35636-00		* HINGE ASSEMBLY - Aileron	1	
-42	62061-04		* SKIN ASSEMBLY - Wing walk, right	1	
-43	35632-04		* DOUBLER - Aft spar, left	1	
	35632-05		* DOUBLER - Aft spar, right	1	

When ordering, always specify Part Number, Description, and Serial Number of Aircraft

**1A24**

**INTENTIONALLY LEFT BLANK**



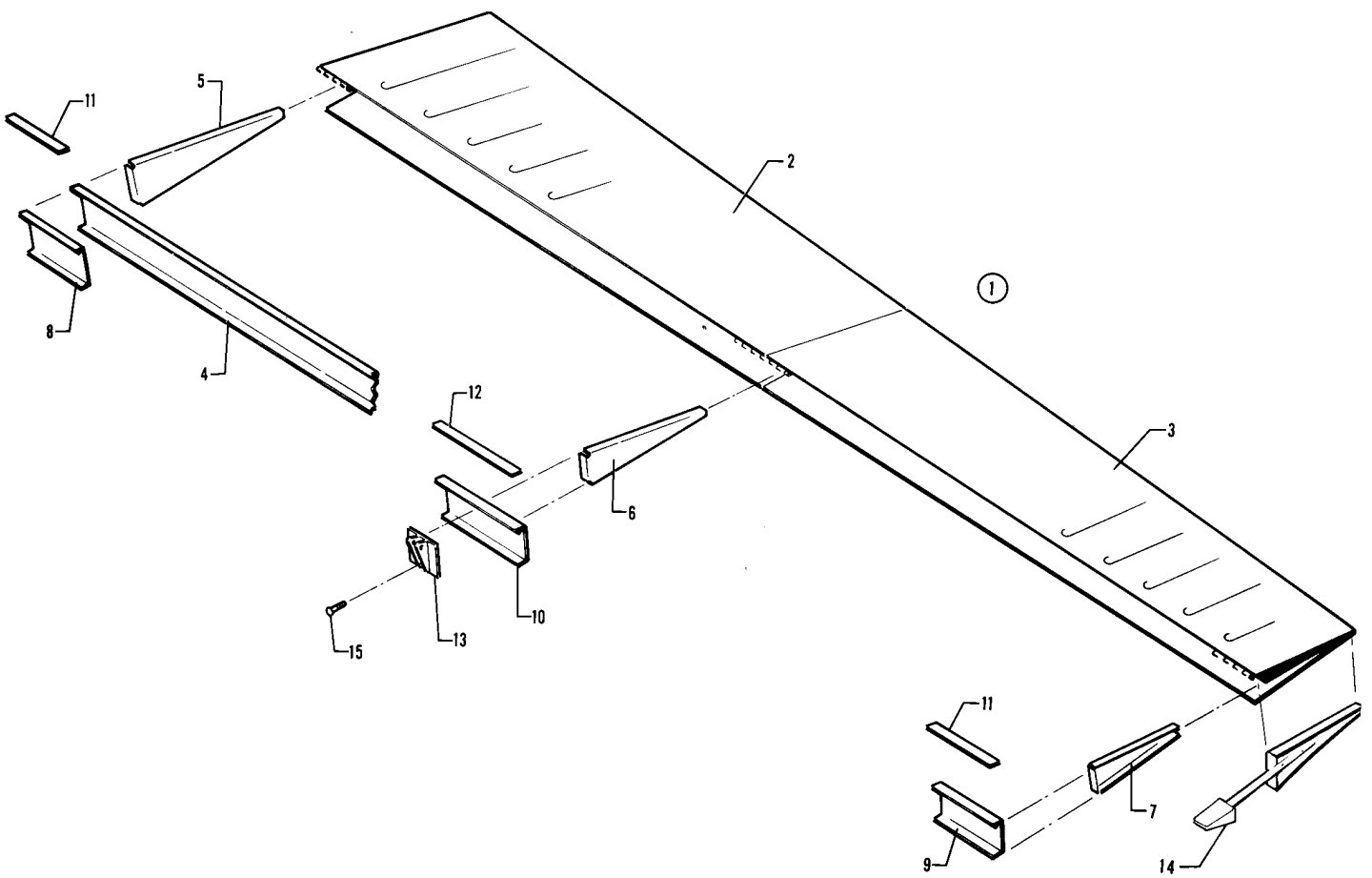


Figure 5. Aileron Assembly

---

# PIPER PARTS CATALOG

---

## CODE EXPLANATIONS FOR FIGURE 5

W - These parts must be ordered from Service Spares Department, Piper Aircraft, Lock Haven, Penna.

## PIPER PARTS CATALOG

Figure and Index Number	Part Number	Code	Nomenclature	No. Req.	Serial Numbers Affected
5-1	35640-24		AILERON ASSEMBLY - Left	1	
	35640-25		AILERON ASSEMBLY - Right	1	
-2	35640-02		* SKIN - Aileron, left inboard	1	
	35640-03		* SKIN - Aileron, right inboard	1	
-3	35640-04		* SKIN - Aileron, left outboard	1	
	35640-05		* SKIN - Aileron, right outboard	1	
-4	35640-06		* SPAR - Aileron, left	1	
	35640-07		* SPAR - Aileron, right	1	
-5	35640-08		* RIB - Aileron, left inboard	1	
	35640-09		* RIB - Aileron, right inboard	1	
-6	35640-10		* RIB - Aileron, left center	1	
	35640-11		* RIB - Aileron, right center	1	
-7	35640-12		* RIB - Aileron, left outboard	1	
	35640-13		* RIB - Aileron, right outboard	1	
-8	35640-14		* DOUBLER - Aileron, left inboard	1	
	35640-15		* DOUBLER - Aileron, right inboard	1	
-9	35640-16		* DOUBLER - Aileron, left outboard	1	
	35640-17		* DOUBLER - Aileron, right outboard	1	
-10	35640-18		* DOUBLER - Aileron, left center	1	
	35640-19		* DOUBLER - Aileron, right center	1	
-11	35640-20		* FILLER - Aileron	2	
-12	35640-21		* FILLER - Aileron	1	
-13	35640-22		* FITTING - Aileron	1	
-14	35770-02		* BALANCE WEIGHT ASSEMBLY - Left	1	
	35770-03		* BALANCE WEIGHT ASSEMBLY - Right	1	
-15	410 035		* SCREW - (MS24694-S53)	2	
	407 564	W	* WASHER - (AN960-10)	2	
	404 887	W	* NUT - (MS20365-1032C)	2	

When ordering, always specify Part Number, Description, and Serial Number of Aircraft

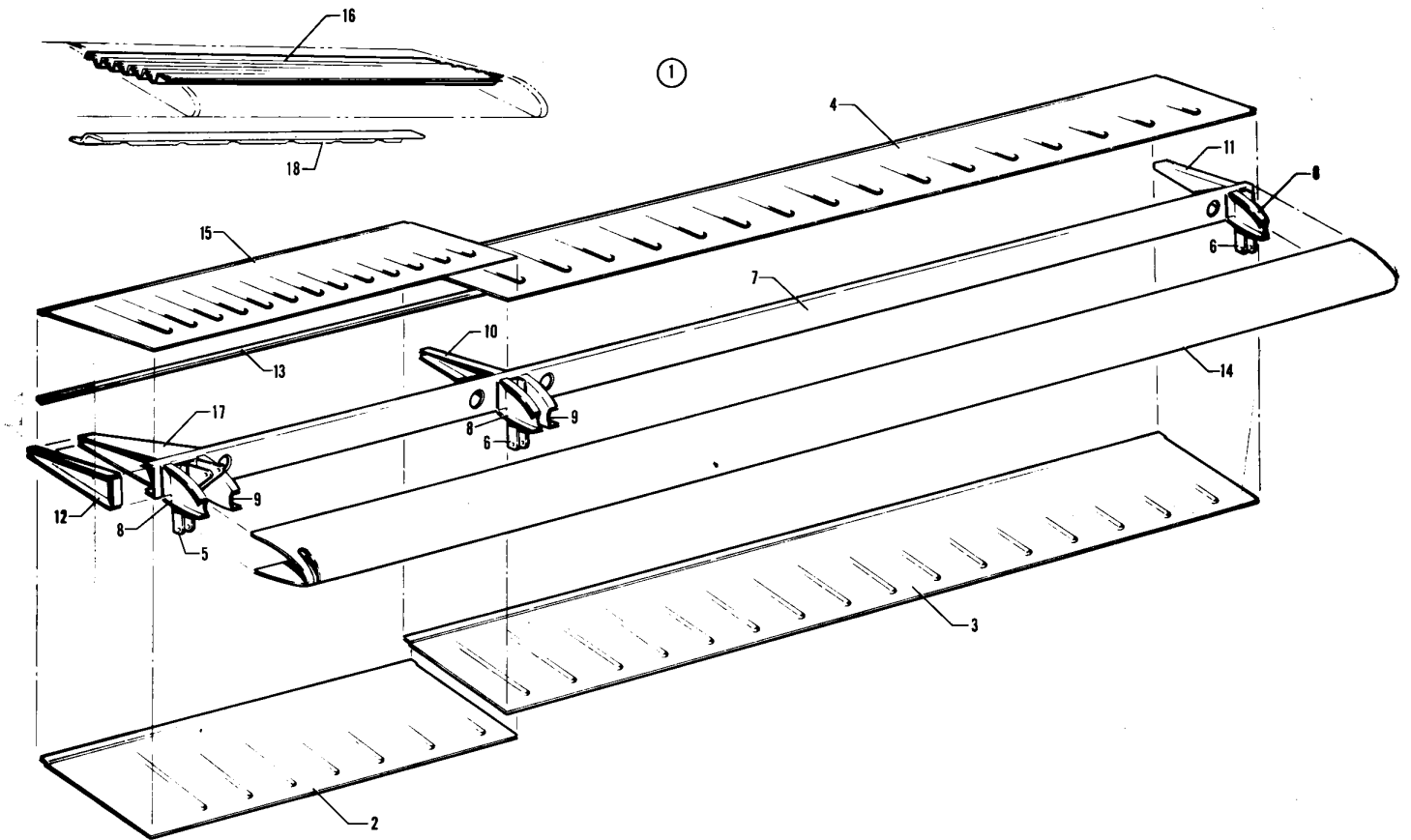


Figure 6. Flap Assembly

---

# PIPER PARTS CATALOG

---

CODE EXPLANATIONS FOR FIGURE 6

## PIPER PARTS CATALOG

Figure and Index Number	Part Number	Code	Nomenclature	No. Req.	Serial Numbers Affected
6-1	65591-00		FLAP ASSEMBLY - Left	1	
	65590-01		FLAP ASSEMBLY - Right	1	
-2	65592-00		* SKIN - Flap, bottom, left, inboard	1	
	65592-01		* SKIN - Flap, bottom, right, inboard	1	
-3	65588-00		* SKIN - Flap, bottom, left and right, outboard	1	
-4	65589-00		* SKIN - Flap, top, left and right, outboard	1	
-5	62324-00		* HINGE - Flap, inboard, left	1	
	62324-01		* HINGE - Flap, inboard, right	1	
-6	65899-00		* BRACKET - Flap hinge, center and outboard	2	
-7	62327-00		* SPAR - Flap	1	
-8	62328-00		* RIB - Left flap	3	
	62328-01		* RIB - Right flap	3	
-9	62328-01		* RIB - Left flap	2	
	62328-00		* RIB - Right flap	2	
-10	62332-02		* RIB - Flap, left, wing, Sta. 49	1	
	62332-00		* RIB - Flap, right, wing, Sta. 49	1	
-11	62330-00		* RIB - Flap, left	1	
	62330-01		* RIB - Flap, right	1	
-12	62331-00		* RIB - Flap, left, inboard	1	
	62331-01		* RIB - Flap, right, inboard	1	
-13	62320-03		* STRIP - Flap	1	
-14	65586-04		* SKIN - Flap, left, nose	1	
	65586-05		* SKIN - Flap, right, nose	1	
-15	65587-00		* SKIN - Flap, top, left, inboard	1	
	65594-01		* SKIN - Flap, top, right, inboard	1	
-16	65593-01		* CORRUGATION - Flap, top, right, inboard	1	
-17	62336-00		* DOUBLER ASSEMBLY - Left	1	
	62336-01		* DOUBLER ASSEMBLY - Right	1	
-18	65595-01		* ZEE - Flap, inboard right	1	

When ordering, always specify Part Number, Description, and Serial Number of Aircraft

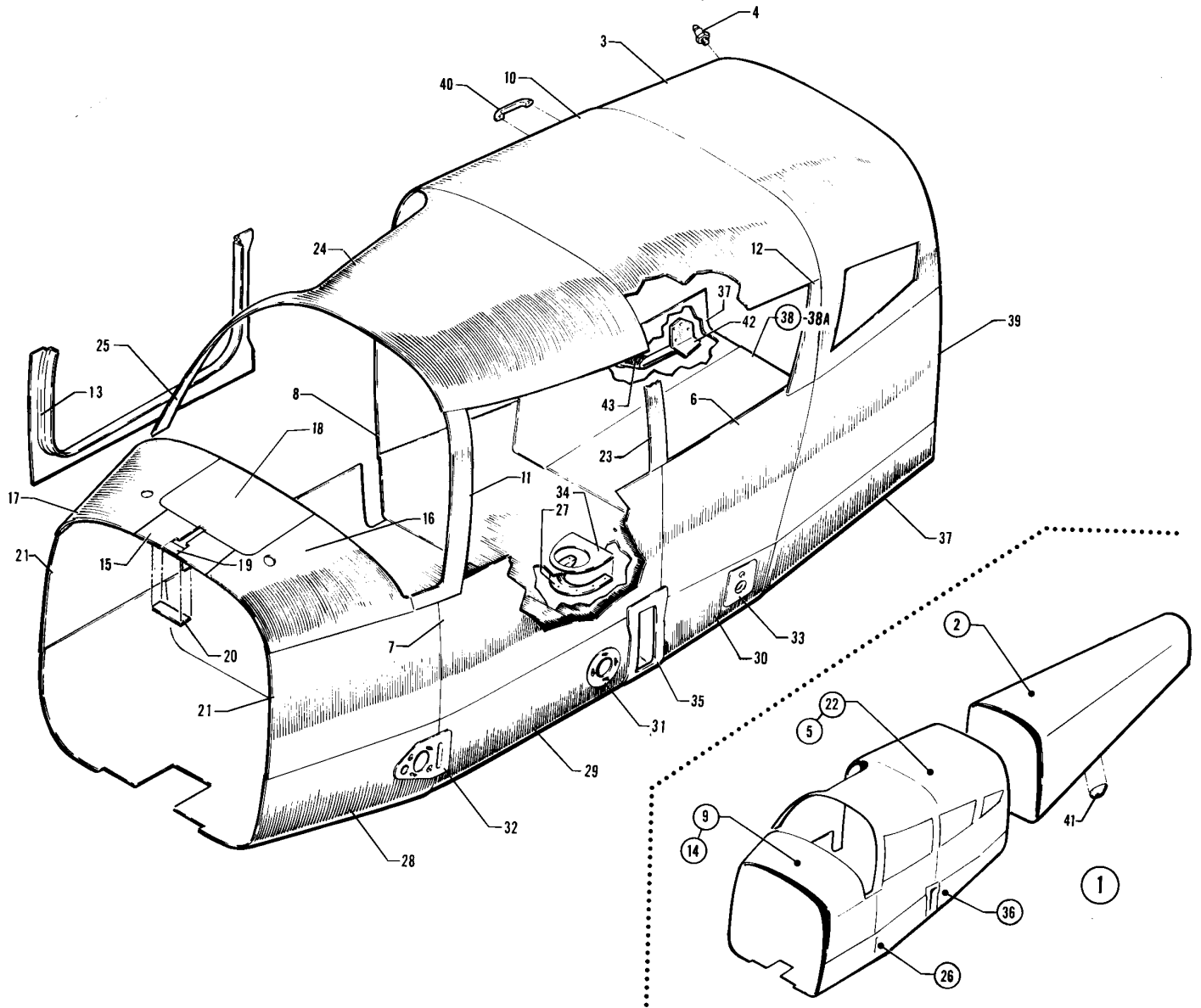


Figure 7. Fuselage Assembly - Complete

---

## PIPER PARTS CATALOG

---

### CODE EXPLANATIONS FOR FIGURE 7

- A - Used if air conditioning is installed.
- B - See Figure 11 for balance of component parts.
- C - See Figure 12 for component parts.
- D - See Figure 8 for balance of component parts.
- E - See Figure 9 for balance of component parts.
- F - See Figures 10 and 11 for balance of component parts.
- G - When ordering, specify with or without provisions for air conditioning.
- W - These parts must be ordered from Service Spares Department, Piper Aircraft, Lock Haven, Penna.



## PIPER PARTS CATALOG

Figure and Index Number	Part Number	Code	Nomenclature	No. Req.	Serial Numbers Affected
7-	35707		DRAWING - Fuselage Assembly (Complete)		
-1	35707-03	G	FUSELAGE ASSEMBLY	1	
-2	35707-904	C,G	* AFT SECTION - Fuselage	1	
-3	79577-900		* SKIN - Cockpit, top rear	1	
-4	487 674		* STUD - Fastener (XX-16362 x )	1	
-5	35707-911		* COCKPIT ASSEMBLY - Fuselage	1	
-6	76476-900		** SKIN - Cockpit, left side	1	
-7	76474-800		** SKIN - Cockpit, left side	1	
-8	76476-901		** SKIN - Cockpit, right side	1	
-9	35707-913		** UPPER COCKPIT ASSEMBLY - Fuselage	1	
-10	79573-901		*** SKIN - Upper cockpit, top, center	1	
-11	76255-00		*** SKIN - Windshield trim, left side	1	
-12	76297-00		*** SKIN ASSEMBLY - Window trim, left side	1	
	76297-01		*** SKIN ASSEMBLY - Window trim, right side	1	
-13	76467-02		*** PAN - Door trim, right side	1	
-14	35707-914	D	*** UPPER COCKPIT ASSEMBLY - Forward	1	
-15	35707-801		**** SKIN ASSEMBLY - Upper cockpit, center	1	
-16	35707-802		**** SKIN ASSEMBLY - Upper cockpit, left	1	
-17	35707-803		**** SKIN ASSEMBLY - Upper cockpit, right	1	
-18	78112-05		**** COVER - Cowl deck	1	
-19	62507-02		**** FILLER - Forward upper cockpit, top	1	
-20	68817-50		**** DOUBLER - Forward upper cockpit, top	1	
-21	79563-901		**** SKIN - Cockpit, left front	1	
	79563-905		**** SKIN - Cockpit, right front	1	
-22	35707-910	E	*** UPPER COCKPIT ASSEMBLY - Center	1	
-23	76256-00		**** SKIN - Window trim, left side	1	
	76257-00		**** SKIN - Window trim, right side	1	
-24	79576-901		**** SKIN - Windshield trim, top front	1	
-25	79561-03		**** SKIN - Windshield trim, right side	1	
-26	35707-912	F,G	** LOWER COCKPIT ASSEMBLY - Fuselage	1	
-27	66965-00		*** SCOOP - Cabin air exhaust	1	
-28	79582-902		*** SKIN - Lower cockpit, front	1	
-29	79585-903		*** SKIN - Lower cockpit, center front	1	
-30	79578-901		*** SKIN - Lower cockpit, center rear	1	
-31	68539-00		*** DOUBLER ASSEMBLY - Lower cockpit	2	
-32	68540-00		*** DOUBLER ASSEMBLY - Lower cockpit, left	1	
	68540-01		*** DOUBLER ASSEMBLY - Lower cockpit, right	1	
-33	62549-00		*** DOUBLER - Lower cockpit	2	
-34	65556-00		*** DOUBLER - Lower cockpit air scoop (with 4 hole)	1	
	65556-02	A	*** DOUBLER - Lower cockpit air scoop (less 4" hole)	1	
-35	62541-00		*** DOUBLER - Lower cockpit, left	1	
	62541-01		*** DOUBLER - Lower cockpit, right	1	
-36	76470-907	B	*** LOWER COCKPIT ASSEMBLY - Aft	1	
-37	79580-900		**** SKIN - Lower cockpit, left rear	1	
	79580-901		**** SKIN - Lower cockpit, right rear	1	
-38	76470-963		**** SKIN ASSEMBLY - Lower cockpit, center	1	
-38a	79581-900		**** SKIN - Lower cockpit, center	1	
-39	76475-900		* SKIN - Cockpit, left rear	1	
-40	481 772	W	* HANDLE - Upper cockpit (N12865)	1	
-41	79427-02		COVER - ADF antenna closeout	1	
-42	65384-00		STEP ASSEMBLY - Fuselage	1	
-43	65431-00		* STRIP - Safety	1	

When ordering, always specify Part Number, Description, and Serial Number of Aircraft

PIPER PARTS CATALOG

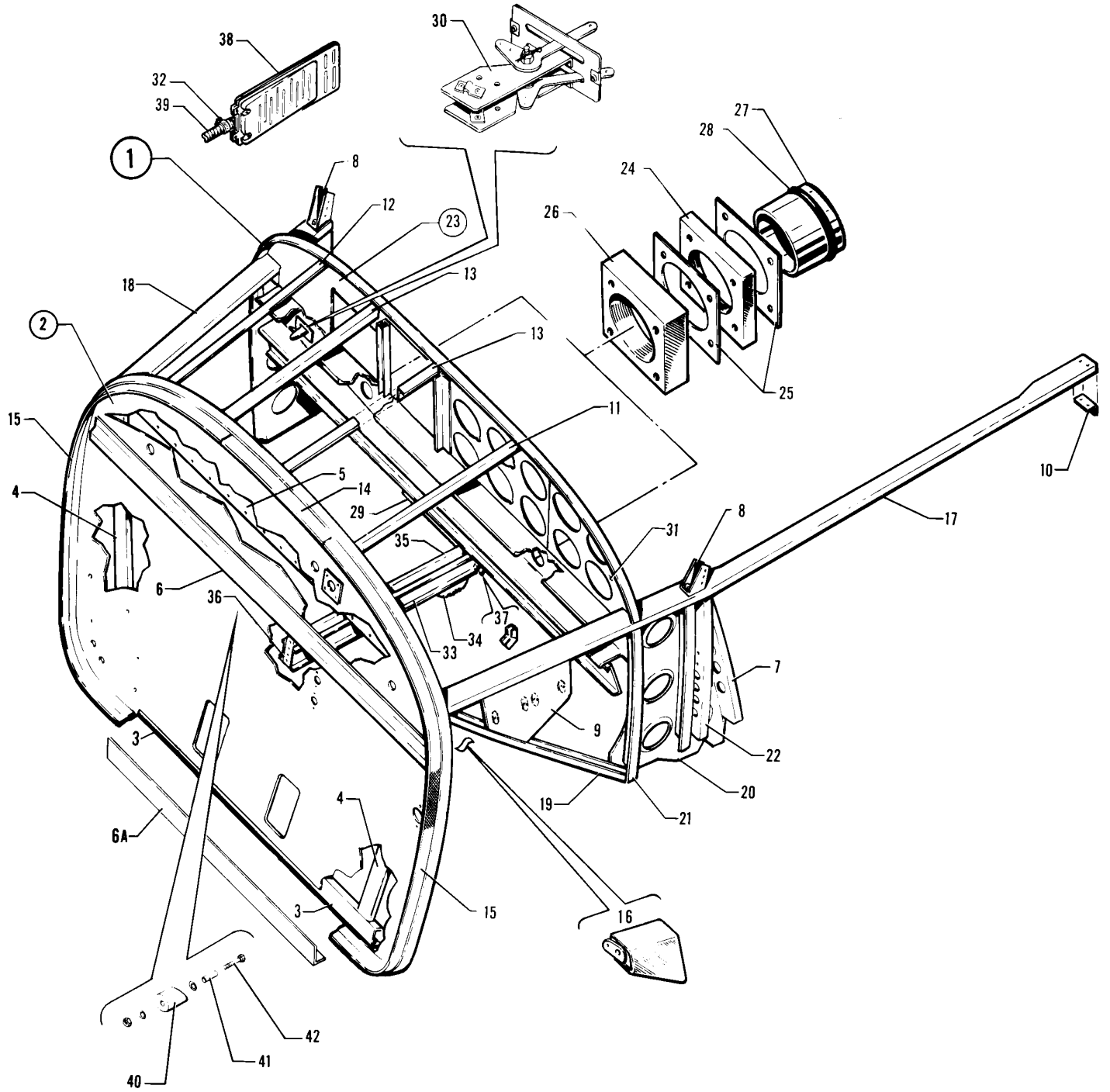


Figure 8. Fuselage Upper Forward Cockpit Assembly

---

# PIPER PARTS CATALOG

---

## CODE EXPLANATIONS FOR FIGURE 8

A - Used if NSD-360 is installed.

W - These parts must be ordered from Service Spares Department, Piper Aircraft, Lock Haven, Penna.

## PIPER PARTS CATALOG

Figure and Index Number	Part Number	Code	Nomenclature	No. Req.	Serial Numbers Affected
8-1	35707-914		UPPER COCKPIT ASSEMBLY - Forward	1	
-2	35855-02		* FIREWALL ASSEMBLY - Upper cockpit	1	
-3	62438-00		** CHANNEL - Firewall	1	
-4	63436-00		** CHANNEL - Firewall, left	1	
	63436-01		** CHANNEL - Firewall, right	1	
-5	35754-00		** BEAM - Firewall	1	
-6	63423-04		** CHANNEL ASSEMBLY - Firewall	1	
-6a	63285-00		** ANGLE - Firewall	1	
-7	76137-02		* CHANNEL - Sta. 73.04	1	
-8	79553-00		* FITTING - Upper forward cockpit, left	1	
	79553-01		* FITTING - Upper forward cockpit, right	1	
-9	79655-02		* PLATE ASSEMBLY - Voltage regulator support, left	1	
-10	62506-00		* CLIP - Upper cockpit, left	1	
-11	35759-02		* ANGLE - Stiffener, upper forward cockpit	1	
-12	67258-00		* ANGLE - Stiffener, upper forward cockpit	1	
-13	67259-02		* ANGLE - Stiffener, upper forward cockpit	2	
-14	79795-02		* FLANGE - Nose cowl attaching, top center	1	
-15	79795-04		* FLANGE - Nose cowl attaching, top left	1	
	79795-03		* FLANGE - Nose cowl attaching, top right	1	
-16	79739-02		* FITTING ASSEMBLY - Engine mount, left	1	
	79739-03		* FITTING ASSEMBLY - Engine mount, right	1	
-17	76489-02		* LONGERON - Upper forward cockpit, left	1	
-18	62473-02		* LONGERON - Upper forward cockpit, right	1	
-19	62485-00		* CHANNEL - Upper forward cockpit, left	1	
	62485-01		* CHANNEL - Upper forward cockpit, right	1	
-20	35727-00		* WEB - Upper forward cockpit, left	1	
	62499-02		* WEB ASSEMBLY - Upper forward cockpit, right	1	
-21	62674-03		* ZEE - Upper forward cockpit, left	1	
	62674-01		* ZEE - Upper forward cockpit, right	1	
-22	62653-06		* FRAME ASSEMBLY - Upper forward cockpit, left	1	
-23	79329-03		PANEL ASSEMBLY - Instrument	1	
	79567-00	A	PANEL ASSEMBLY - Instrument	1	
-24	68272-02		* PLATE - Control wheel	2	
-25	68272-03		* PLATE - Control wheel	4	
-26	68272-04		* PLATE - Control wheel	2	
-27	68273-02		* BUSHING - Control wheel	2	
-28	484 792		* "O" RING - Control wheel (MS28775-218)	2	
-29	67125-00		* CHANNEL - Hand brake	1	
-30	79863-02		* CONTROL ASSEMBLY - Heat and defroster	1	
-31	79566-00	A	DOUBLER - Instrument panel	1	
-32	554 888	W	CLAMP - Radio cooling hose (SAE TY F-6)	1	
-33	67137-00		CHANNEL ASSEMBLY - Brake support, left	1	
-34	63354-00		* RATCHET - Brake handle	1	
-35	67138-00		CHANNEL ASSEMBLY - Brake support, right	1	
-36	67139-00		CHANNEL - Brake support, forward	1	
-37	67140-02		CHANNEL - Brake support, aft	1	
-38	79405-00		BOX ASSEMBLY - Radio cooling	1	
-39	63633-136		HOSE - Radio cooling	1	
-40	63927-00		BUMPER - Tee bar	1	
-41	63900-64		BUSHING - Tee bar bumper	1	
-42	400 444	W	BOLT - (AN3-13A)	1	
	407 564	W	WASHER - (AN960-10)	1	
	404 887	W	NUT - (MS20365-1032C)	1	

When ordering, always specify Part Number, Description, and Serial Number of Aircraft

PIPER PARTS CATALOG

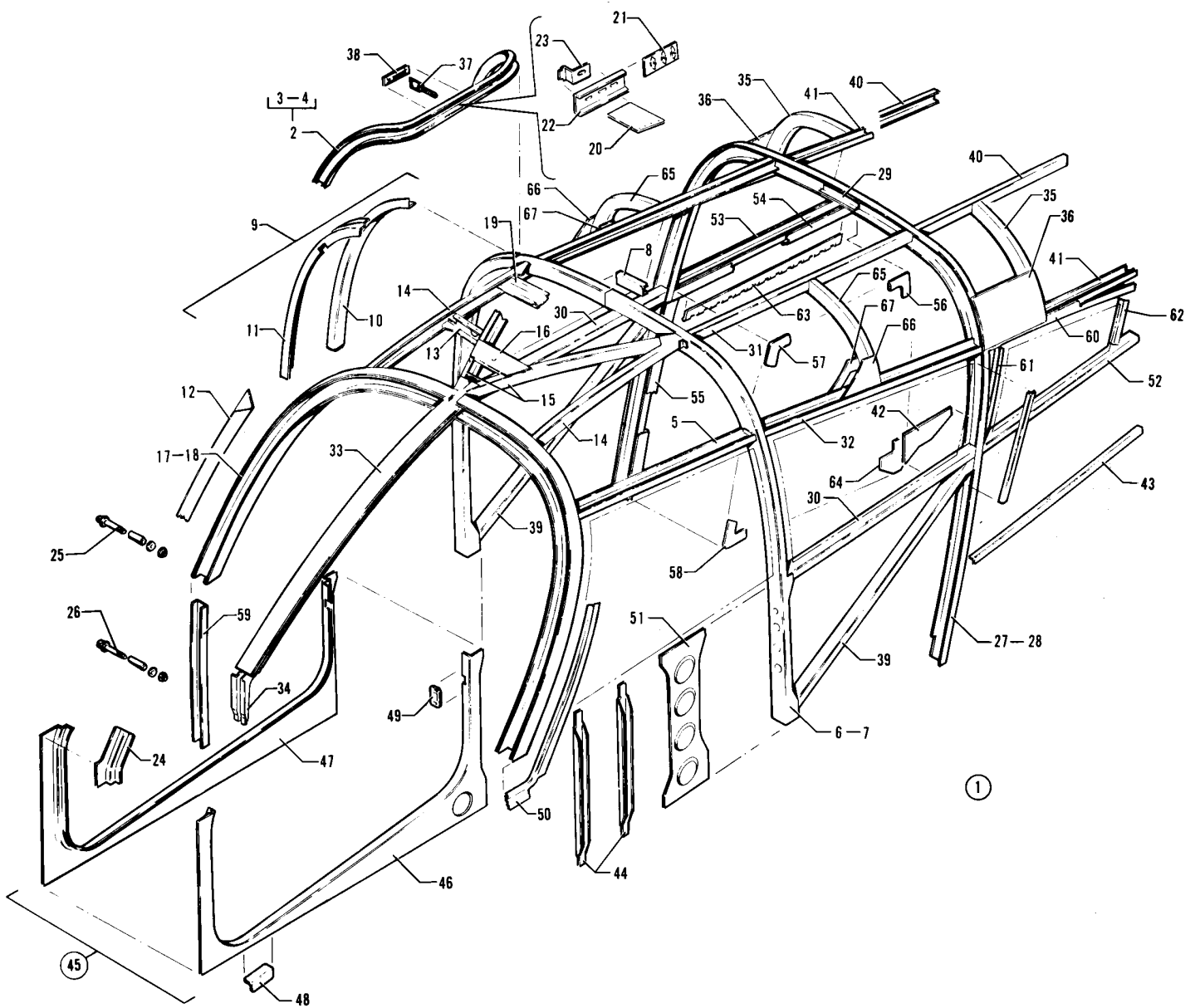


Figure 9. Fuselage Upper Center Cockpit Assembly

---

# PIPER PARTS CATALOG

---

## CODE EXPLANATIONS FOR FIGURE 9

A - Used if .250 thick sound reduction windshield is installed.

W - These parts must be ordered from Service Spares Department, Piper Aircraft, Lock Haven, Penna.

## PIPER PARTS CATALOG

Figure and Index Number	Part Number	Code	Nomenclature	No. Req.	Serial Numbers Affected
9-1	35707-910		UPPER COCKPIT ASSEMBLY - Center	1	
-2	79561-900		* PAN ASSEMBLY - Upper center	1	
-3	79561-09		** PAN - Outer	1	
-4	79561-10		** PAN - Inner	1	
-5	76132-03		* CHANNEL - Left front window, top	1	
-6	62426-06		* FRAME ASSEMBLY - Fuselage, Sta. 108.16	1	
-7	62427-00		** CHANNEL - Fuselage frame, left	1	
	62427-02		** CHANNEL - Fuselage frame, right	1	
-8	62429-00		** CHANNEL - Splice plate	1	
-9	79561-903		* PAN ASSEMBLY - Side	1	
-10	79561-08		** PAN - Inner	1	
-11	79561-07		** PAN - Outer	1	
-12	79561-04		* JAMB - Door, forward	1	
-13	63038-02		* CHANNEL - Support	1	
-14	76140-03		* CHANNEL - Upper center cockpit, left	1	
	76140-04		* CHANNEL - Upper center cockpit, right	1	
-15	66969-02		* CHANNEL - Upper center fuselage, left	1	
	66969-03		* CHANNEL - Upper center fuselage, right	1	
-16	79161-00		* DOUBLER - Antenna	1	
-17	76468-00		* FRAME ASSEMBLY - Canted, fuselage, Sta. 85.6	1	
-18	76468-02		** CHANNEL - Left	1	
	76468-03		** CHANNEL - Right	1	
-19	76239-00		* CHANNEL - Upper cockpit	1	
-20	76365-00		* PLATE - Door latch	1	
-21	69738-00		* PLATE ASSEMBLY - Door latch	1	
-22	69740-02		* CHANNEL - Door latch	1	
-23	69739-00		* CLIP - Door latch	1	
-24	76467-04		* CHANNEL - Door frame splice	1	
-25	402 057		BOLT - Eye, upper door hinge attachment (AN44-17A)	1	
	407 586	W	WASHER - (AN960-516L)	1	
	404 837	W	NUT - (MS20364-524C)	1	
	63900-47		BUSHING - Upper door hinge	1	
-26	402 057		BOLT - Eye, lower door hinge attachment (AN44-17A)	1	
	407 586	W	WASHER - (AN960-516L)	1	
	404 837	W	NUT - (MS20364-524C)	1	
	63900-46		BUSHING - Lower door hinge	1	
-27	62412-02		FRAME ASSEMBLY - Fuselage, Sta. 128.737, upper	1	
-28	62410-00		* CHANNEL - Upper frame, left	1	
	62410-01		* CHANNEL - Upper frame, right	1	
-29	62430-00		* CHANNEL - Splice plate	1	
-30	65572-00		LONGERON - Upper center cockpit, left	1	
	65572-01		LONGERON - Upper center cockpit, right	1	
-31	62477-00		CHANNEL - Upper center cockpit, left	1	
	62477-01		CHANNEL - Upper center cockpit, right	1	
-32	67262-02		CHANNEL - Upper center cockpit, left	1	
	67262-03		CHANNEL - Upper center cockpit, right	1	
-33	35767-802		HAT ASSEMBLY - Windshield	1	
	35767-803	A	HAT ASSEMBLY - Windshield	1	
-34	35756-00	B	* BRACKET - Windshield bow, left	1	
	35756-01	B	* BRACKET - Windshield bow, right	1	
-35	99691-00		CHANNEL - Upper cockpit, rear, left	1	
	99691-01		CHANNEL - Upper cockpit, rear, right	1	
-36	99693-00		DOUBLER - Shoulder harness, rear	2	
-37	63037-00		LOOP ASSEMBLY - Door latch	1	
-38	79234-00		PLATE - Door latch	1	

When ordering, always specify Part Number, Description, and Serial Number of Aircraft

## PIPER PARTS CATALOG

Figure and Index Number	Part Number	Code	Nomenclature	No. Req.	Serial Numbers Affected
9-39	65570-00		CHANNEL- Upper center cockpit, left	1	
	65570-01		CHANNEL- Upper center cockpit, right	1	
-40	62639-00		CHANNEL- Upper center cockpit, left	1	
	62639-01		CHANNEL - Upper center cockpit, right	1	
-41	67291-00		STRINGER - Upper center cockpit, left	1	
	67291-01		STRINGER - Upper center cockpit, right	1	
-42	65117-00		GUSSET - Upper center cockpit, left	1	
	65116-00		GUSSET - Upper center cockpit, right	1	
-43	62677-00		STIFFENER - Left side, rear	1	
-44	99421-00		SUPPORT - Left	2	
-45	76467-00		PAN ASSEMBLY - Lower, upper cockpit	1	
-46	76467-03		* PAN - Inboard	1	
-47	76467-02		* PAN - Outboard	1	
-48	62655-00		* ANGLE ASSEMBLY - Door holder	1	
-49	79639-02		* PLATE - Door latch	1	
-50	69891-10		RETAINER - Windshield, left, upper	1	
	69891-12	A	RETAINER - Windshield, left, upper	1	
	69891-02		RETAINER - Windshield, left, lower	1	
	69891-04	A	RETAINER - Windshield, left, lower	1	
	69891-11		RETAINER - Windshield, right, upper	1	
	69891-13	A	RETAINER - Windshield, right, upper	1	
	69891-03		RETAINER - Windshield, right, lower	1	
	69891-05	A	RETAINER - Windshield, right, lower	1	
-51	62644-00		WEB - Upper center fuselage, left	1	
-52	62637-00		CHANNEL - Fuselage rear, left	1	
-53	62635-00		CHANNEL - Baggage door frame, top, inner	1	
-54	62634-00		CHANNEL - Baggage door frame, top, outer	1	
-55	62636-00		CHANNEL - Baggage door frame, front	1	
-56	76279-00		GUSSET - Baggage door frame, top, rear	1	
-57	62632-00		GUSSET - Baggage door frame, top, front	1	
-58	62633-00		GUSSET - Baggage door frame, bottom, front	1	
-59	62483-02		CHANNEL - Right door, front, Sta. 72.6	1	
-60	67267-00		CHANNEL - Support, left	1	
	67267-01		CHANNEL - Support, right	1	
-61	76261-00		ANGLE - Support, left	1	
	76261-01		ANGLE - Support, right	1	
-62	76262-00		ANGLE - Support, left	1	
-63	62419-11		HINGE HALF - Baggage door	1	
-64	62571-00		GUSSET - Baggage door frame, bottom, rear	1	
-65	99690-00		CHANNEL - Upper cockpit, left	1	
	99690-01		CHANNEL - Upper cockpit, right	1	
-66	99692-00		DOUBLER - Shoulder harness, left	1	
	99692-01		DOUBLER - Shoulder harness, right	1	
-67	99741-00		GUSSET - Headliner attachment, left	1	
	99741-01		GUSSET - Headliner attachment, right	1	

When ordering, always specify Part Number, Description, and Serial Number of Aircraft



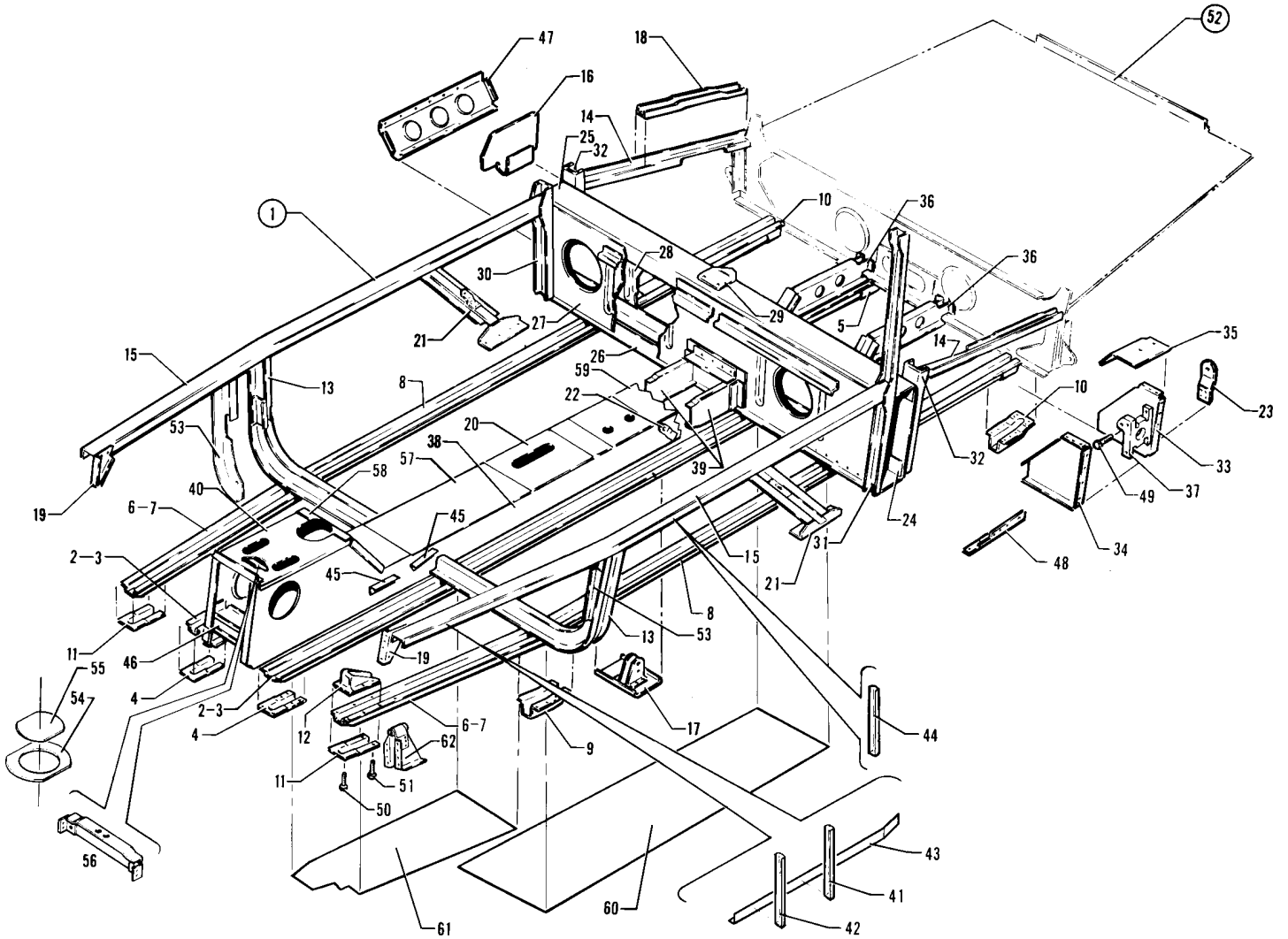


Figure 10. Fuselage Lower Forward Cockpit Assembly

---

# PIPER PARTS CATALOG

---

## CODE EXPLANATIONS FOR FIGURE 10

- A - Used if air conditioning is installed.
- B - See Figure 11 for component parts.
- C - See latest revision of Piper Service Bulletin 977.

## PIPER PARTS CATALOG

Figure and Index Number	Part Number	Code	Nomenclature	No. Req.	Serial Numbers Affected
10-1	35707-912		COCKPIT ASSEMBLY - Lower	1	
-2	76469-946		* HAT ASSEMBLY - Inboard	2	
-3	76114-00		** HAT	1	
-4	62543-00		** FAIRING - Front	1	
	62543-02	A	** FAIRING - Front, right	1	
-5	62554-00		** FAIRING - Rear	1	
-6	764,69-947		* HAT ASSEMBLY - Outboard, left	1	
	76469-948		* HAT ASSEMBLY - Outboard, right	1	
-7	62528-00		** HAT - Front, left	1	
	62528-01		** HAT - Front, right	1	
-8	76115-00		** HAT - Rear, left	1	
	76115-01		** HAT - Rear, right	1	
-9	62558-00		** FAIRING Center, left	1	
	62558-01		** FAIRING Center, right	1	
-10	62554-00		** FAIRING Rear, left and right	2	
-11	62544-00		** FAIRING Front, left	1	
	62544-01		** FAIRING - Front, right	1	
-12	62441-00		* FITTING - Engine, lower, left	1	
	62441-01		* FITTING - Engine, lower, right	1	
-13	76126-00		* FRAME ASSEMBLY - Fuselage. Sta. 73.04	1	
-14	62525-00		* STRINGER - Rear of spar box, left	1	
	62525-01		* STRINGER - Rear of spar box, right	1	
-15	76490-02		* LONGERON - Lower cockpit, left	1	
	76490-03		* LONGERON - Lower cockpit, right	1	
-16	62542-00		* GUSSET - Lower cockpit, left	1	
	62542-01		* GUSSET - Lower cockpit, right	1	
-17	65636-00		* BRACKET ASSEMBLY - Pulley mounting	1	
.18	62551-00		* CHANNEL - Lower cockpit, left	1	
	62551-01		* CHANNEL - Lower cockpit, right	1	
-19	62581-01		* BRACKET - Lower cockpit, left	1	
	62581-02		* BRACKET - Lower cockpit, right	1	
-20	62875-00		* PLATE ASSEMBLY - Tunnel	1	
-21	96890-00		* HAT ASSEMBLY - Seat belt attachment, left	1	
	96890-01		* HAT ASSEMBLY - Seat belt attachment, right	1	
-22	96887-02		* BRACKET - Seat belt attachment, left	1	
	96887-00		* BRACKET - Seat belt attachment, right	1	
-23	79319-00		* BRACKET - Seat belt attachment	1	
-24	35744-04		* BOX ASSEMBLY - Spar, lower cockpit	1	
-25	35745-02		** CHANNEL - Spar box, top	1	
-26	62540-00		** CHANNEL - Spar box, bottom	1	
-27	35744-03		** WEB - Spar box, front	1	
-28	35921-02		** WEB - Spar box, rear	1	
-29	990-45-00		** BRACKET - Flap return spring	1	
-30	67286-00		** CHANNEL - Spar box, right	1	
-31	62546-00		** CHANNEL - Spar box, left	1	
-32	62428-00		** CHANNEL - Spar box, left	1	
	62428-01		** CHANNEL - Spar box, right	1	
-33	62536-04		* SUPPORT - Rear seat bottom, left	1	
	62536-05		* SUPPORT - Rear seat bottom, right	1	
-34	62550-00		* SUPPORT - Rear seat bottom, left	1	
	62550-01		* SUPPORT - Rear seat bottom, right	1	
-35	62583-00		* PLATE - Flap torque tube support, left	1	
	62583-01		* PLATE - Flap torque tube support, right	1	
-36	62763-00		* SUPPORT - Torque shaft, center	2	
-37	62421-00		* FITTING - Flap torque tube assembly, left	1	
	62421-01		* FITTING - Flap torque tube assembly, right	1	

When ordering, always specify Part Number, Description, and Serial Number of Aircraft

## PIPER PARTS CATALOG

Figure and Index Number	Part Number	Code	Nomenclature	No. Req.	Serial Numbers Affected
10-38	76218-00		* CHANNEL - Tunnel, side, left	1	
	76218-01		* CHANNEL - Tunnel, side, right	1	
-39	76119-00		* CHANNEL - Tunnel, side extension, left	1	
	76119-01		* CHANNEL - Tunnel, side extension, right	1	
-40	62601-03		* PLATE - Tunnel, top front	1	
-41	35761-00		* CHANNEL - Lower cockpit, left	1	
	35761-01		* CHANNEL - Lower cockpit, right	1	
-42	35762-00		* CHANNEL - Lower cockpit, left	1	
	35762-01		* CHANNEL - Lower cockpit, right	1	
-43	35763-00		* ANGLE - Cockpit floor, left	1	
	35763-01		* ANGLE - Cockpit floor, right	1	
-44	35760-00		* CHANNEL - Lower cockpit	2	
-45	99417-00		* ANGLE - Tunnel, heat duct	4	
-46	62620-00		* BRACKET - Pulley, top and bottom	2	
-47	65126-00		* STIFFENER - Lower cockpit, right	1	
-48	65126-01		* STIFFENER - Lower cockpit, left	1	
-49	401 269	W	* BOLT - Top forward (AN3-10A)	2	
	401 266	W	* BOLT - Bottom forward and rear (AN3-5A)	6	
	407 694		* WASHER - (AN960-D10)	10	
	404 887	W	* NUT - (MS20365-1032C)	8	
-50	415 322		* BOLT - (MS27039-1-12)	4	
	407 694		* WASHER - (AN960-D10)	4	
	404 887	W	* NUT - (MS20365-1032C)	4	
-51	415 323		* BOLT - (MS27039-1-13)	8	
	407 694		* WASHER - (AN960-D10)	8	
	404 887	W	* NUT - (MS20365-1032C)	8	
-52	76470-907	B	* LOWER COCKPIT ASSEMBLY - Aft	1	
-53	76120-00		* CHANNEL - Sta. 67.68, left	1	
	76120-01		* CHANNEL - Sta. 67.68, right	1	
-54	36565-03		* DOUBLER ASSEMBLY - Transponder antenna access	1	
-55	36565-02		* PLATE - Transponder antenna access	1	
-56	62664-00		* ZEE ASSEMBLY - Tunnel	2	
-57	63287-00		PLATE - Tunnel, top, center rear	1	
-58	63288-00		PLATE - Tunnel, top, center front	1	
-59	76121-00		PLATE - Tunnel, top rear	1	
-60	96684-00		FLOORBOARD	2	
-61	76123-04		FLOORBOARD - Left	1	
	76123-05		FLOORBOARD - Right	1	
-62	79258-00		BRACKET ASSEMBLY - Rudder pedal stop, left	1	
	79258-01		BRACKET ASSEMBLY - Rudder pedal stop, right	1	

When ordering, always specify Part Number, Description, and Serial Number of Aircraft

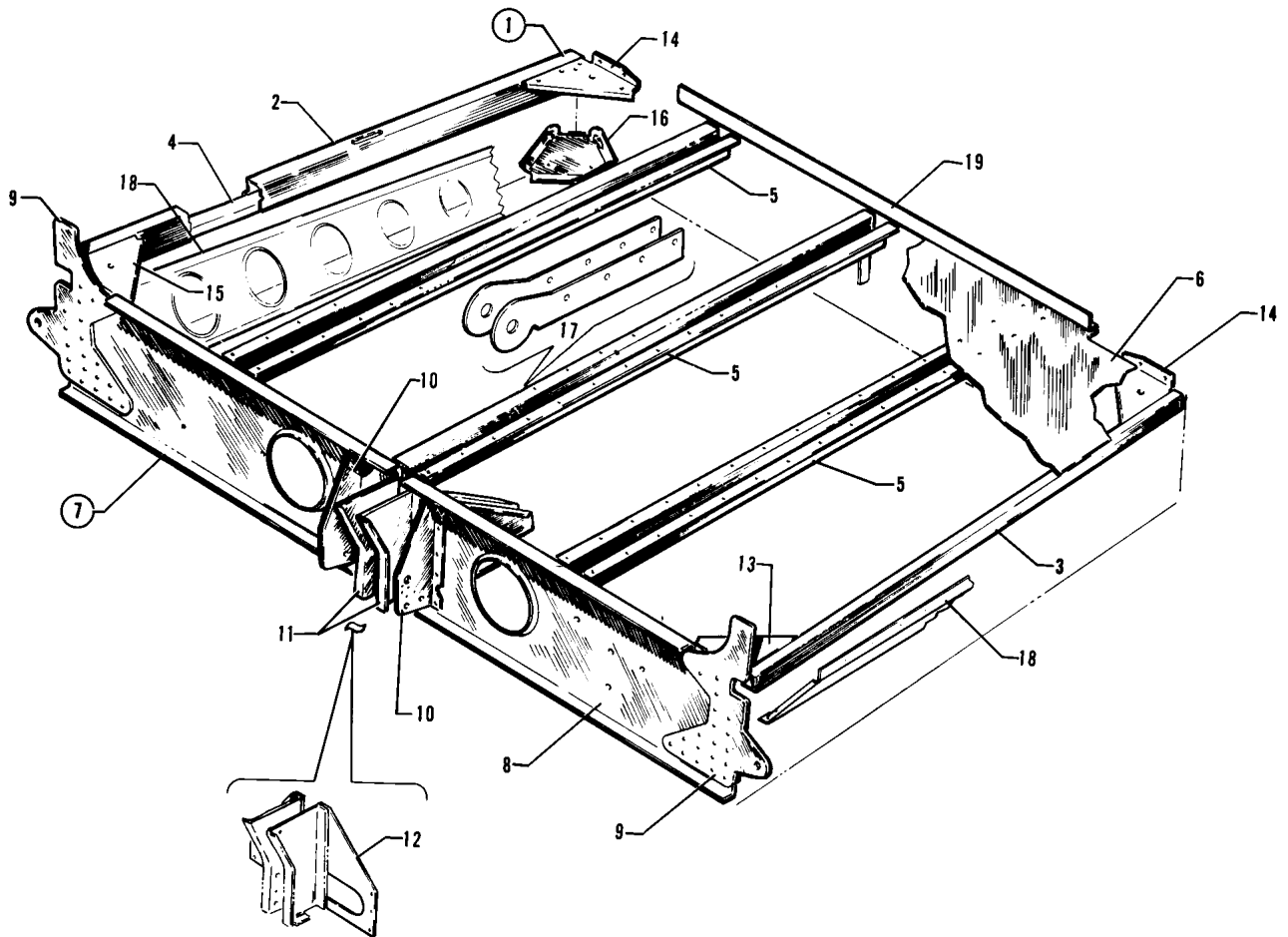


Figure 11. Fuselage Lower Aft Cockpit Assembly

---

# PIPER PARTS CATALOG

---

## CODE EXPLANATIONS FOR FIGURE 11

A - See latest revision of Piper Service Bulletin 977.

## PIPER PARTS CATALOG

Figure and Index Number	Part Number	Code	Nomenclature	No. Req.	Serial Numbers Affected
11-1	76470-907		LOWER COCKPIT ASSEMBLY - Aft	1	
-2	66796-00		* CHANNEL - Baggage compartment, right	1	
-3	62537-00		* STRINGER ASSEMBLY - Left	1	
-4	62534-00		* CHANNEL - Right	1	
-5	62531-00		* HAT - Baggage floor	3	
-6	66795-00		* FLOOR - Baggage compartment	1	
-7	62695-04		* FRAME ASSEMBLY - Lower, Sta. 128.737	1	
-8	62411-02		** CHANNEL - Lower cockpit	1	
-9	62448-02		** FITTING - Lower cockpit, left	1	
	62448-03		** FITTING - Lower cockpit, right	1	
-10	62563-02		** BRACKET - Lower cockpit, left	1	
	62563-01		** BRACKET - Lower cockpit, right	1	
-11	35142-00		** BRACKET - Rear seat belt support, left	1	
	35142-01		** BRACKET - Rear seat belt support, right	1	
-12	99701-00		** DOUBLER - Seat belt attachment	1	
-13	62529-00		* BRACKET - Baggage compartment	1	
-14	62618-00		* BRACKET - Baggage compartment, left	1	
	62618-01		* BRACKET - Baggage compartment, right	1	
-15	62619-00		* BRACKET - Baggage compartment, right	1	
-16	65383-00		* DOUBLER ASSEMBLY - Step	1	
-17	99699-00		* CHANNEL - Seat belt attachment	1	
-18	65128-00		* DOUBLER - Baggage compartment, left	1	
	65128-01		* DOUBLER - Baggage compartment, right	1	
-19	62859-00		ANGLE - Lower cockpit	1	28-7921001 to 28-7921057 incl.

When ordering, always specify Part Number, Description, and Serial Number of Aircraft

**1B24**

**INTENTIONALLY LEFT BLANK**



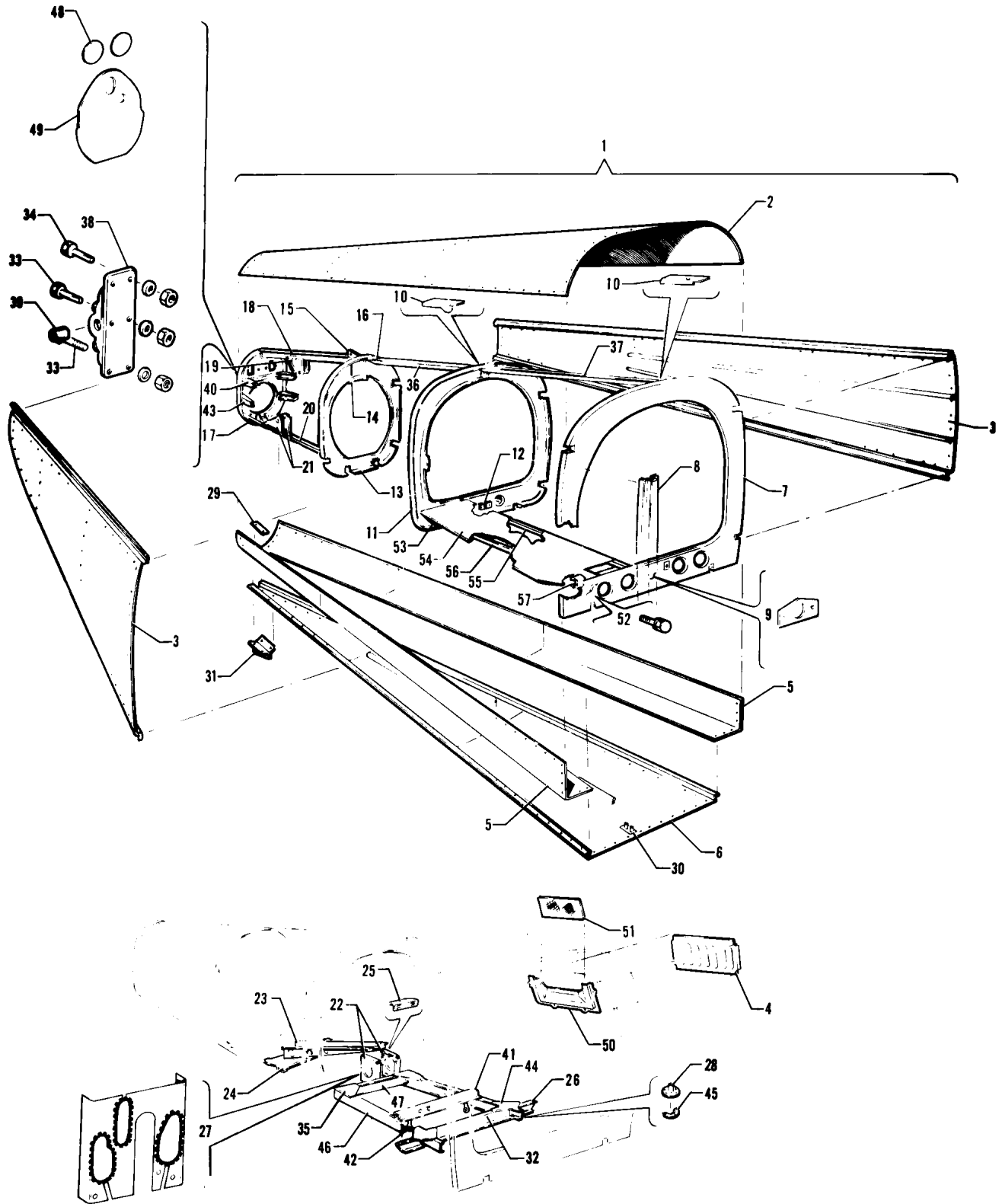


Figure 12. Fuselage Aft Assembly

---

# PIPER PARTS CATALOG

---

## CODE EXPLANATIONS FOR FIGURE 12

- A - Used if air conditioning is installed.
- B - When ordering, specify with or without provisions for air conditioning.
- C - These parts must be ordered from Service Spares Department, Piper Aircraft, Lock Haven, Penna.

## PIPER PARTS CATALOG

Figure and Index Number	Part Number	Code	Nomenclature	No. Req.	Serial Numbers Affected
12-	99466		DRAWING - Fuselage Assembly, Aft Section		
-1	35707-904	B	FUSELAGE ASSEMBLY - Aft section	1	
-2	99468-03		* SKIN - Upper	1	
-3	99470-00		* SKIN ASSEMBLY - Side, left	1	
	99470-01		* SKIN ASSEMBLY - Side, right	1	
	99549-08	A	* SKIN ASSEMBLY - Side, left	1	
	99549-07	A	* SKIN ASSEMBLY - Side, right	1	
-4	99559-00	A	** LOUVER - Air conditioning exhaust, left	1	
	99559-01	A	** LOUVER - Air conditioning exhaust, right	1	
-5	99471-02		* SKIN - Lower side, left	1	
	99471-03		* SKIN - Lower side, right	1	
-6	99469-04		* SKIN ASSEMBLY - Lower center	1	
	99549-10	A	* SKIN ASSEMBLY - Lower center	1	
-7	65640-00		* BULKHEAD ASSEMBLY - Fuselage, Sta. 156.00	1	
-8	62665-02		** FAIRLEAD	4	
-9	62630-00		* CHANNEL - Baggage door, right	1	
-10	99813-02		* DOUBLER - Antenna mount, forward	1	
	99805-03		* DOUBLER - Antenna mount, aft	1	
-11	62443-00		* BULKHEAD ASSEMBLY - Fuselage, Sta. 191.00	1	
-12	62662-00		** FAIRLEAD	1	
-13	62444-05		* BULKHEAD ASSEMBLY - Fuselage, Sta. 228.30	1	
-14	62753-00		** BRACKET - Stabilator trim	1	
-15	62453-00		** FITTING - Frame, Sta. 228.30	1	
-16	79272-00		** DOUBLER - Frame, top, Sta. 228.30	1	
-17	62445-00		* BULKHEAD ASSEMBLY - Fuselage, Sta. 255.125	1	
-18	62451-00		* STRINGER ASSEMBLY - Hat section	1	
-19	62452-00		** BRACKET - Stabilator pulley, left	1	
	62452-01		** BRACKET - Stabilator pulley, right	1	
-20	62455-00		* STRINGER ASSEMBLY - Hat section	1	
-21	62457-00		** BRACKET - Stabilator pulley, left	1	
	62457-01		** BRACKET - Stabilator pulley, right	1	
-22	99552-02	A	* BRACKET ASSEMBLY - Condenser door bellcrank, left	1	
	99552-00	A	* BRACKET ASSEMBLY - Condenser door bellcrank, right	1	
-23	99558-00	A	* BRACKET - Motor mount, condenser actuator	1	
-24	99545-00	A	* BRACKET ASSEMBLY - Motor support	1	
-25	99555-00	A	* BRACKET - Brace	1	
-26	99487-00	A	* BRACE - Condenser frame, left	1	
	99487-01	A	* BRACE - Condenser frame, right	1	
-27	76497-02	A	* PANEL ASSEMBLY - Fairlead	1	
-28	99609-00	A	* VENT ASSEMBLY - Evaporator	1	
-29	62471-00		* SPACER - Tail skid	2	
-30	63947-00		* VENT ASSEMBLY - Battery	1	
-31	66769-00		* SKID ASSEMBLY - Tail	1	
-32	99278-03	A	* ZEE ASSEMBLY - Condenser door frame	1	
-33	402 897		* BOLT - (NAS464P3A-4)	8	
	407 564	W	* WASHER - (AN960-10)	12	
	407 584	W	* WASHER - (AN960-10L)	8	
	404 556	W	* NUT - (MS21045-L3)	8	
-34	402 890		* BOLT - (NAS464P3A-5)	4	
	407 564	W	* WASHER - (AN960-10)	4	
	407 584	W	* WASHER - (AN960-10L)	4	
	404 556	W	* NUT - (MS21045-L3)	4	
-35	99280-00	A	* GUSSET - Condenser frame, aft, left	1	
	99280-01	A	* GUSSET - Condenser frame, aft, right	1	
-36	79267-00		* STRINGER - Top, Sta. 191 to Sta. 228.30	1	
-37	65114-00		* STRINGER - Top, Sta. 156 to Sta. 191	1	

When ordering, always specify Part Number, Description, and Serial Number of Aircraft

## PIPER PARTS CATALOG

Figure and Index Number	Part Number	Code	Nomenclature	No. Req.	Serial Numbers Affected
12-38	62645-04		* FITTING ASSEMBLY - Stabilator attachment	2	
-39	452 394		** BEARING - (DW4K2)	2	
-40	62413-00		* FITTING ASSEMBLY - Upper, left	1	
	62413-01		* FITTING ASSEMBLY - Upper, right	1	
-41	99496-00	A	* BRACKET ASSEMBLY - Condenser door actuation	1	
-42	99561-00	A	** BEARING ASSEMBLY - Condenser door actuation	2	
-43	62414-00		* FITTING ASSEMBLY - Lower, left	1	
	62414-01		* FITTING ASSEMBLY - Lower, right	1	
-44	99488-00	A	* GUSSET - Condenser frame, forward	2	
-45	22482-00	A,W	* SCOOP - Evaporator vent	1	
-46	99272-00	A	* CHANNEL - Condenser door frame	2	
-47	99273-00	A	* STIFFENER - Condenser door frame	1	
-48	63078-06		DISC - Closeout	2	
-49	65494-00		PLATE ASSEMBLY - Aft fuselage closeout	1	
-50	99615-00	A	COVER - Air conditioning exhaust louver, left	1	
	99615-01	A	COVER - Air conditioning exhaust louver, right	1	
-51	99631-00	A	FILTER - Air conditioning exhaust	2	
-52	400 438	W	BOLT - (AN3-4A)	4	
	407 694		WASHER - (AN960-D10)	4	
-53	67367-00		SHELF ASSEMBLY - Battery	1	
-54	79453-00		* WEB - Battery shelf	1	
-55	62463-00		* CHANNEL - Battery shelf, inboard	1	
-56	62464-00		* CHANNEL - Battery shelf, outboard	1	
-57	62465-00		* CHANNEL - Battery shelf, front	2	

When ordering, always specify Part Number, Description, and Serial Number of Aircraft

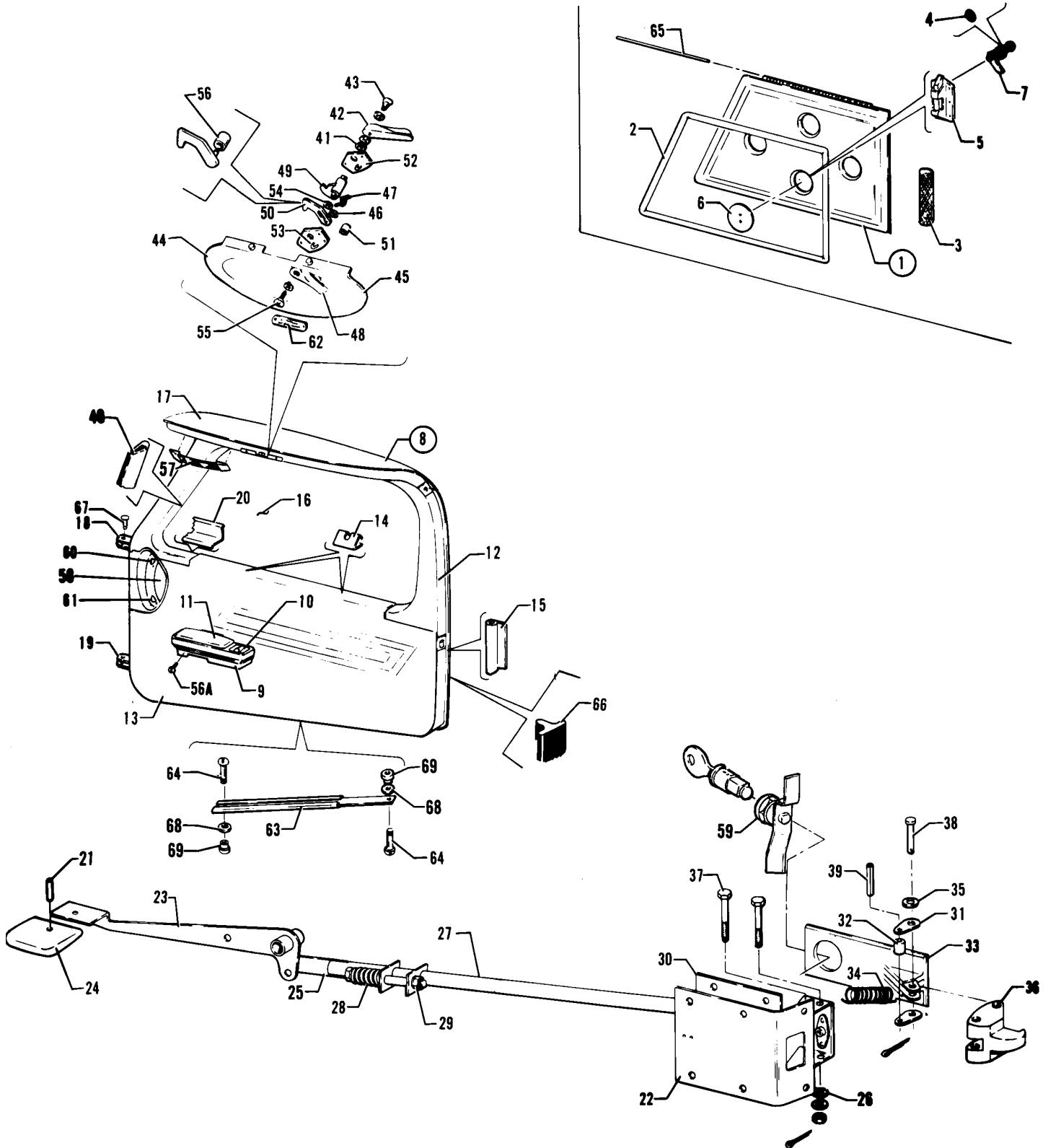


Figure 13. Fuselage Cabin and Baggage Door Installation

---

## PIPER PARTS CATALOG

---

### CODE EXPLANATIONS FOR FIGURE 13

- A- If matching cabin door lock, baggage door lock and ignition switch are desired, order Kit 87329-03.
- B- Complete door assembly not available. Order component parts.
- C- When ordering, specify color "Bark II" or black.
- D- Used with door latch hook assembly that has a 3/8 O.D. welded stud.
- E- Used with door latch hook assembly that has a 1/4 O.D. welded stud and 3/8 O.D. removable roller.
- W- These parts must be ordered from Service Spares Department, Piper Aircraft, Lock Haven, Penna.

## PIPER PARTS CATALOG

Figure and Index Number	Part Number	Code	Nomenclature	No. Req.	Serial Numbers Affected
13-	79546		DRAWING - Doors Installation		
-1	66793-18		DOOR ASSEMBLY - Baggage compartment (bonded) (less lock assembly)	1	
-2	19063-02	W	* MOULDING - Baggage door (quarter-round type)	9	
	189 139		* MOULDING - baggage door (bulb type)	9	
-3	65440-07		* STRAP ASSEMBLY - Baggage door	1	
-4	21176-00	A	* SPACER - Door lock	1	
-5	472 010		* LATCH - Push button (H38-064-460)	1	
-6	12761-02	W	* COVER ASSEMBLY - Lock access (4.75 dia.)	1	
	79452-00		* COVER - Lock access (5.75 dia.)	1	
-7	87329-08	A	LOCK ASSEMBLY - Baggage door	1	
-8	79545-03	B	DOOR ASSEMBLY - Complete (less lock assembly)	1	
-9	66710-17		* HOLDER ASSEMBLY - Armrest	1	
-10	763 003		** BOX ASSEMBLY - Ash tray (S-25-AR-C)	1	
-11	580 731		* PAD - Armrest, camel	1	
	579 507		* PAD - Armrest, olivetone	1	
	579 508		* PAD - Armrest, midnight blue	1	28-7921001 to 28-7921050 incl.
	579 474		* PAD - Armrest, dark blue	1	28-7921051 and up
	579 509		* PAD - Armrest, black	1	
	579 510		* PAD - Armrest, tan	1	
-12	79542-04		* COVER - Cabin door, upper	1	
-13	579 410		* PANEL ASSEMBLY - Cabin door trim, white/camel/black	1	
	579 559		* PANEL ASSEMBLY - Cabin door trim, olivetone	1	
	579 560		* PANEL ASSEMBLY - Cabin door trim, midnight blue	1	28-7921001 to 28-7921050 incl.
	579 316		* PANEL ASSEMBLY - Cabin door trim, dark blue	1	28-7921051 and up
	579 561		* PANEL ASSEMBLY - Cabin door trim, raspberry	1	
	579 562		* PANEL ASSEMBLY - Cabin door trim, tan/seal	1	
-14	99943-00		* RETAINER - Side panel	2	
-15	189 139		* MOULDING - Cabin door (bulb type)	13	
-16	79475-20		* WINDOW - Cabin door (.080 thick) clear	1	
	79475-59		* WINDOW - Cabin door (.125 thick) clear	1	
	79475-58		* WINDOW - Cabin door (.080 thick) tinted	1	
	79475-60		* WINDOW - Cabin door (.125 thick) tinted	1	
-17	79475-16		* DOOR ASSEMBLY - Cabin (less window and lock assembly)	1	
-18	79475-07		** HINGE - Cabin door, upper	1	
-19	79475-08		** HINGE - Cabin door, lower	1	
-20	79475-22		** RETAINER - Window	1	
-21	486 145		** SCREW - Set (P70FS420-4C)	1	
-22	79515-35		** COVER - Cabin door latch	1	
-23	79515-13		** HANDLE - Cabin clear	1	
-24	79647-02		** KNOB - Door handle	1	
-25	79515-04		** LATCH ASSEMBLY - Door	1	
-26	407 582		*** WASHER - (AN960-6L)	2	
-27	79515-06		*** TUBE ASSEMBLY - Door latch	1	
-28	587 398		**** SPRING - Door latch tube (PS10087-2-1)	1	
-29	400 113	W	**** BOLT - (AN4-20)	1	
	407 565	W	**** WASHER - (AN960-416)	3	
	404 101	W	**** NUT - (AN310-4)	1	
	424 051	W	**** COTTER PIN - (MS24665-132)	1	
-30	79515-07		*** BOX ASSEMBLY - Door latch	1	
-31	79515-08		*** LINK - Door latch mechanism	2	

When ordering, always specify Part Number, Description, and Serial Number of Aircraft

## PIPER PARTS CATALOG

Figure and Index Number	Part Number	Code	Nomenclature	No. Req.	Serial Numbers Affected
13-32	79515-15		*** BUSHING - Door latch mechanism	1	
-33	79530-02		*** HANDLE - Door latch mechanism	1	
-34	587 381		*** SPRING - (EO240-037-1750S)	1	
-35	62833-105		*** WASHER - Door latch mechanism	1	
-36	79532-02		*** LATCH - Cabin door	1	
-37	400 665		*** BOLT - (AN21-31)	2	
	407 562	W	*** WASHER - (AN960-6)	2	
	404 391		*** NUT - (AN320-1)	2	
	424 041		*** COTTER PIN - (MS24665-5)	2	
-38	424 178	W	*** PIN - (MS20392-2C-19)	1	
	424 041		*** COTTER PIN - (MS24665-5)	1	
-39	480 800		*** PIN - Spring (MS9048-111)	1	
-40	99997-00		* EXTRUSION - Vinyl	7	
-41	62833-21		* WASHER - Neoprene	1	
-42	63039-00		* HANDLE - Door, auxiliary latch	1	
-43	519 853		* SCREW - (MS24622-43)	1	
	62833-107		* WASHER - Teflon	1	
	407 680	W	* WASHER - (AN960-C816)	1	
-44	36598-02		* LATCH ASSEMBLY - Door, auxiliary	1	
-45	79475-34		** PAN - Door latch, white	1	
-46	62833-06		** WASHER	1	
-47	63045-00		** SPRING - Door latch	1	
-48	36590-02		** HANDLE - Door, auxiliary	1	
-49	63042-03		** CAM - Door latch	1	
-50	63036-03		** HOOK ASSEMBLY - Door latch (with O.D. welded stud)	1	
	63036-04		** HOOK ASSEMBLY - Door latch (with O.D. welded stud)	1	
-51	63900-50		** BUSHING	3	
-52	68179-00	D	** PLATE - Door latch	1	
	68179-07	E	** PLATE - Door latch	1	
-53	68179-02	D	** PLATE - Door latch	1	
	68179-08	E	** PLATE - Door latch	1	
-54	407 680	W	** WASHER - (AN960C816)	1	
-55	519 853		** SCREW - (MS24622-43)	1	
	407 586	W	** WASHER - (AN960-516L)	1	
	62833-107		** WASHER - Teflon	1	
-56	36572-03		** ROLLER - Door latch	1	
-56a	419 594		* SCREW - (AN530-10R36)	2	
-57	464 412		* HANDLE - Door assist (PS10091-1)	1	
-58	79542-06	C	* PAN - Door latch	1	
-59	87329-07	A	LOCK ASSEMBLY - Cabin door	1	
-60	69669-117		PLACARD - Open	1	
-61	69669-118		PLACARD - Latch	1	
-62	68555-05		PLACARD - Door lock	1	
-63	65727-00		DOOR HOLDER ASSEMBLY	1	
-64	400 862		BOLT - (AN23-10A)	2	
-65	62400-02		PIN - Baggage door hinge	2	
-66	36722-04		SEAL - Door snubber (150" long)	1	
-67	424 204		PIN - (MS20392-3C13)	2	
	407 585	W	WASHER - (AN960-416L)	4	
	424 051	W	COTTER PIN - (MS24665-132)	2	
-68	62833-39		WASHER - Door holder (neoprene)	2	
-69	63020-02		BUSHING - Door holder	2	

When ordering, always specify Part Number, Description, and Serial Number of Aircraft



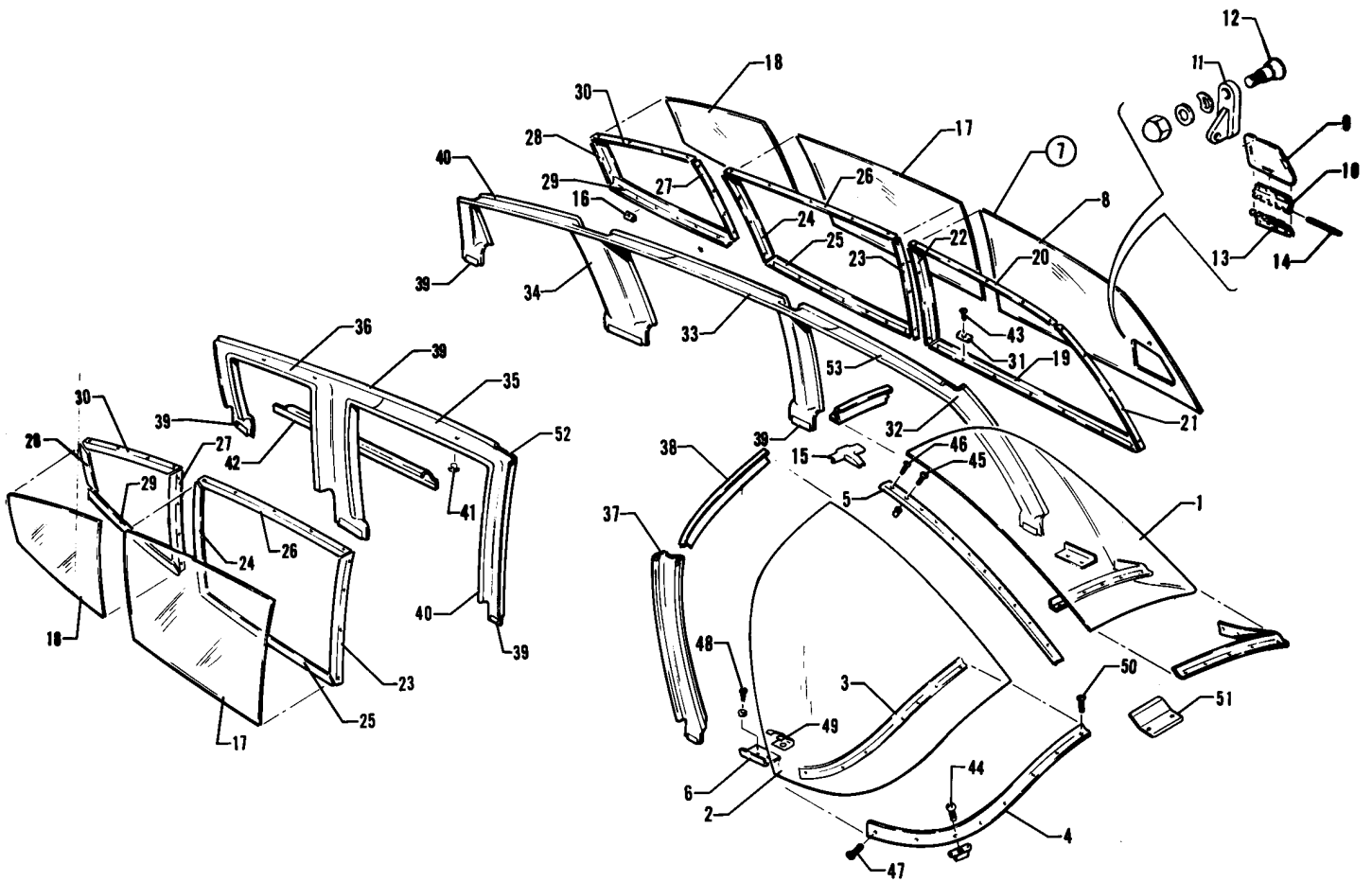


Figure 14. Fuselage Enclosure Installation

---

# PIPER PARTS CATALOG

---

## CODE EXPLANATIONS FOR FIGURE 14

- A- Used if gray tinted windshield and windows are installed.
- B- Used if .250 thick sound reduction windshield is installed.
- W- These parts must be ordered from Service Spares Department, Piper Aircraft, Lock Haven, Penna.

## PIPER PARTS CATALOG

Figure and Index Number	Part Number	Code	Nomenclature	No. Req.	Serial Numbers Affected
14-	63070		DRAWING - Windshield Installation		
	76361		DRAWING - Window Installation		
	79171		DRAWING - Window Frame Installation		
-1	63070-46		WINDSHIELD - Left (.125 thick)	1	
	79296-16		WINDSHIELD - Left (.250 thick)	1	
	63072-42	A	WINDSHIELD - Left (.125 thick)	1	
	79296-18	A	WINDSHIELD - Left (.250 thick)	1	
-2	63070-45		WINDSHIELD - Right (.125 thick)	1	
	79296-17		WINDSHIELD - Right (.250 thick)	1	
	63070-41	A	WINDSHIELD - Right (.125 thick)	1	
	79296-19	A	WINDSHIELD - Right (.250 thick)	1	
-3	63070-43		COLLAR - Inside, left	1	
	63070-44		COLLAR - Inside, right	1	
-4	63070-11		COLLAR - Outside, left (with .125 thick windshield)	1	
	63070-05		COLLAR - Outside, right (with .125 thick windshield)	1	
-5	79557-00		TRIM STRIP - Windshield, center	1	
-6	79154-00		RETAINER - Windshield moulding, left	1	
	79155-00		RETAINER - Windshield moulding, right	1	
-7	65826-05		WINDOW ASSEMBLY - Front, left	1	
	65826-06	A	WINDOW ASSEMBLY - Front, left	1	
-8	65798-03		* WINDOW - Front, left	1	
	65798-04	A	* WINDOW - Front, left	1	
-9	65896-00		* WINDOW ASSEMBLY - Storm	1	
	65896-02	A	* WINDOW ASSEMBLY - Storm	1	
-10	65895-00		** HINGE - Half	1	
-11	65742-00	W	* LATCH ASSEMBLY - Storm window	1	
-12	79572-00		* SCREW - Storm window attachment	1	
	408 826	W	* WASHER - Shakeproof (3502-10-71)	1	
	407 041		- WASHER - (MS35338-41)	1	
	477 696		* NUT - Dome (8061 -NP)	1	
-13	65782-00		* HINGE - Half	1	
-14	63744-09		* PIN - Hinge	1	
-15	67556-04		TRIM - Windshield, white	1	
-16	78086-00		RETAINER - Side panel	2	
-17	76275-00		WINDOW - Center, left (.080 thick)	1	
	76275-03		WINDOW - Center, left (.125 thick)	1	
	76275-02	A	WINDOW - Center, left (.080 thick)	1	
	76275-04	A	WINDOW - Center, left (.125 thick)	1	
	76276-00		WINDOW - Center, right (.080 thick)	1	
	76276-03		WINDOW - Center, right (.125 thick)	1	
	76276-02	A	WINDOW - Center, right (.080 thick)	1	
	76276-04	A	WINDOW - Center, right (.125 thick)	1	
-18	76277-00		WINDOW - Rear, left (.080 thick)	1	
	76277-03		WINDOW - Rear, left (.125 thick)	1	
	76277-02	A	WINDOW - Rear, left (.080 thick)	1	
	76277-04	A	WINDOW - Rear, left (.125 thick)	1	
	76278-00		WINDOW - Rear, right (.080 thick)	1	
	76278-03		WINDOW - Rear, right (.125 thick)	1	
	76278-02	A	WINDOW - Rear, right (.080 thick)	1	
	76278-04	A	WINDOW - Rear, right (.125 thick)	1	
-19	76197-00		RETAINER - Front window, bottom, left	1	
-20	76143-00		RETAINER - Front window, top, left	1	
-21	79562-00		RETAINER - Front window, front, left	1	

When ordering, always specify Part Number, Description, and Serial Number of Aircraft

## PIPER PARTS CATALOG

Figure and Index Number	Part Number	Code	Nomenclature	No. Req.	Serial Numbers Affected
14-22	63071-12		RETAINER - Front window, rear, left	1	
-23	76264-00		RETAINER - Center window, front, left	1	
	63071-18		RETAINER - Center window, front, right	1	
-24	76267-00		RETAINER - Center window, rear, left	1	
	76267-01		RETAINER - Center window, rear, right	1	
-25	76268-00		RETAINER - Center window, bottom, left	1	
	76269-00		RETAINER - Center window, bottom, right	1	
-26	76265-00		RETAINER - Center window, top, left	1	
	76266-00		RETAINER - Center window, top, right	1	
-27	76270-00		RETAINER - Rear window, front, left	1	
	76270-01		RETAINER - Rear window, front, right	1	
-28	76272-00		RETAINER - Rear window, rear, left	1	
	76272-01		RETAINER - Rear window, rear, right	1	
-29	76273-00		RETAINER - Rear window, bottom, left	1	
	76274-00		RETAINER - Rear window, bottom, right	1	
-30	76271-00		RETAINER - Rear window, top	2	
-31	99943-00		RETAINER - Side panel	9	
-32	79171-14		COVER - Window frame, front, left	1	
-33	79171-11		COVER - Window frame, center, left	1	
-34	79171-10		COVER - Window frame, rear, left	1	
-35	79171-08		COVER - Window frame, center, right	1	
-36	79171-09		COVER - Window frame, rear, right	1	
-37	79171-02		COVER - Windshield bow, lower, right	1	
-38	63149-20		COVER - Windshield bow, upper, left	1	
	63149-21		COVER - Windshield bow, upper, right	1	
-39	78057-00		RETAINER - Window frame, extrusion	12'	
-40	99997-00		EXTRUSION - Vinyl	30'	
-41	581 928		PLUG - (207-200201-00-0103)	10	
-42	556 119		COVER ASSEMBLY - Window sill, camel	1	
	556 266		COVER ASSEMBLY - Window sill, olivetone	1	
	556 267		COVER ASSEMBLY - Window sill, midnight blue	1	28-7921001 to 28-7921050 incl.
	556 713		COVER ASSEMBLY - Window sill, dark blue	1	28-7921051 and up
	556 268		COVER ASSEMBLY - Window sill, raspberry	1	
	556 269		COVER ASSEMBLY - Window sill, tan	1	
-43	419 641		SCREW - (4 x L) Type ``A'' Truss	90	
-44	486 286	W	SCREW - (NAS601-8P)	20	
	406 823	W	NUTPLATE - (NAS686-AO6K)	20	
-45	415 536	W	SCREW - (MS35206-246)	8	
	415 537	B,W	SCREW - (MS35206-247)	8	
-46	415 544	W	SCREW - (MS35206-244)	1	
	415 535	B	SCREW - (MS35206-245)	1	
-47	486 286		SCREW - (NAS601-8P)	2	
-48	419 681	W	SCREW - (PS10012-4)	4	
	494 001	W	WASHER - (PS10016-4)	4	
-49	99943-00		RETAINER - Windshield	2	
-50	486 286	W	SCREW - (NAS601-8P)	4	
	406 809	W	NUTPLATE - (NAS687-AO6K)	4	
-51	69219-00		PLATE	1	
-52	78051-19		RETAINER	1	
-53	78051-26		RETAINER	1	

When ordering, always specify Part Number, Description, and Serial Number of Aircraft

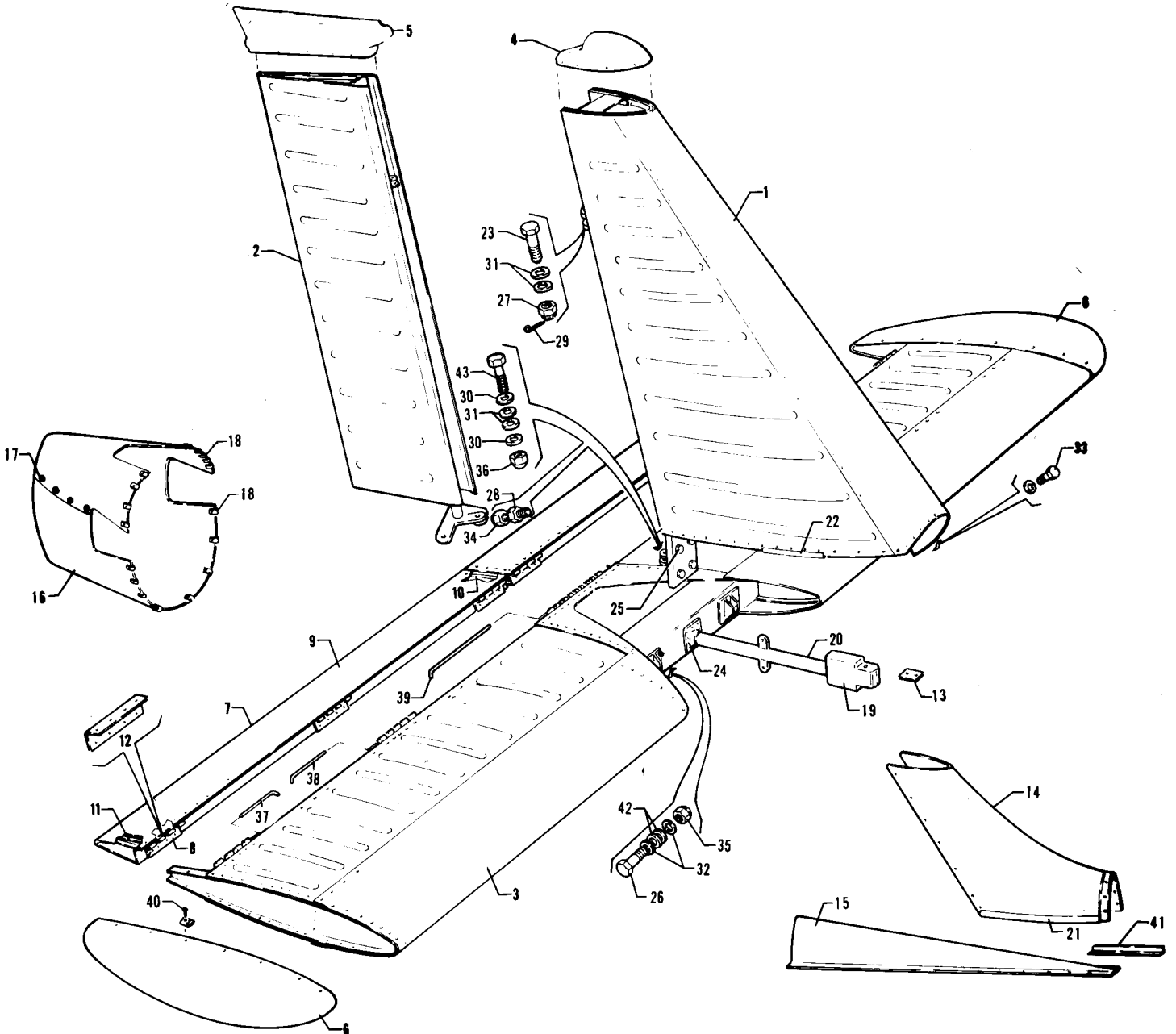


Figure 15. Tail Surfaces Installation

---

# PIPER PARTS CATALOG

---

## CODE EXPLANATIONS FOR FIGURE 15

A - See Figure 17 for component parts.

B - See Figure 18 for component parts.

C - See Figure 16 for component parts.

W - These parts must be ordered from Service Spares Department, Piper Aircraft, Lock Haven, Penna.

## PIPER PARTS CATALOG

Figure and Index Number	Part Number	Code	Nomenclature	No. Req.	Serial Numbers Affected
15-	68425		DRAWING - Tail Surfaces Installation		
-1	66975-03	A	FIN ASSEMBLY	1	
-2	65342-02	B	RUDDER ASSEMBLY	1	
-3	68426-00	C	STABILATOR ASSEMBLY	1	
-4	65345-03		TIP - Fin (with rotating beacon)	1	
	38222-00		TIP - Fin (without rotating beacon)	1	
-5	38245-00		TIP - Rudder, less tail light	1	
-6	63584-10		TIP - Stabilator	2	
-7	63585-00		TAB - Stabilator trim, left	1	
	63585-01		TAB - Stabilator trim, right	1	
-8	63560-02		* HINGE - Half, stabilator tab	3	
-9	63586-00		* SKIN - Stabilator trim tab, L.H.	1	
	63586-01		* SKIN - Stabilator trim tab, R.H.	1	
-10	63587-00		* RIB - Inboard	1	
-11	63587-01		* RIB - Outboard	1	
-12	63588-00		* DOUBLER	3	
-13	96564-00		PLATE - Stabilator balance	AR	
-14	99619-02		FAIRING - Fin, aft	1	
-15	99621-00		FAIRING - Fin, forward	1	
-16	66822-800		FAIRING ASSEMBLY - Tail cone (complete)	1	
-17	414 783		* SCREW - (MS24693-C51)	10	
	494 101	W	* WASHER - (PS10092-1-2C)	10	
	477 640		* NUT - (PS10062-5-3)	10	
-18	415 179		* SCREW - (AN526C-832R8)	16	
	477 640		* NUT - (PS10062-5-3)	16	
-19	99803-00		BALANCE WEIGHT ASSEMBLY - Stabilator	1	
-20	69624-02		* TUBE ASSEMBLY - Stabilator	1	
-21	63186-21		MOULDING - Extruded	2	
-22	63186-02		MOULDING - Extruded	2	
-23	400 056	W	BOLT - (AN3-11)	1	
-24	400 450	W	BOLT - (AN3-17A)	2	
-25	400 003	W	BOLT - (AN4-6A)	4	
	407 565	W	WASHER - (AN960-416)	8	
	404 888	W	NUT - (MS20365-428C)	4	
-26	402 680		BOLT - (NAS1104-17)	2	
-27	404 100	W	NUT - Castle (AN310-3)	1	
-28	404 224	W	NUT - (AN315-3R)	2	
-29	424 051	W	COTTER PIN - (MS24665-132)	1	
-30	407 564	W	WASHER - (AN960-10)	2	
-31	407 584	W	WASHER - (AN960-10L)	6	
-32	407 565	W	WASHER - (AN960-416)	4	
-33	400 003	W	BOLT - (AN4-6A)	1	
	407 565	W	WASHER - (AN960-416)	2	
-34	553 266		SCREW - (NKN428-3-7)	2	
-35	406 637		NUT - (H-10-4)	2	
-36	404 887	W	NUT - (MS20365-1032)	1	
-37	62002-02		PIN - Hinge	2	
-38	62002-03		PIN - Hinge	2	
-39	62002-04		PIN - Hinge	1	
-40	510 058		SCREW - (NAS514P832-8)	24	
	477 672		NUT - (PS10062-5-1)	24	
	494 101	W	WASHER - (PS10092-1-2C)	24	
-41	79277-00		ANGLE - Dorsal fin fitting, left	1	
	79277-01		ANGLE - Dorsal fin fitting, right	1	
-42	407 585	W	WASHER - (AN960-416L)	AR	
-43	401 269	W	BOLT - (AN3-10A)	1	

When ordering, always specify Part Number, Description, and Serial Number of Aircraft

PIPER PARTS CATALOG

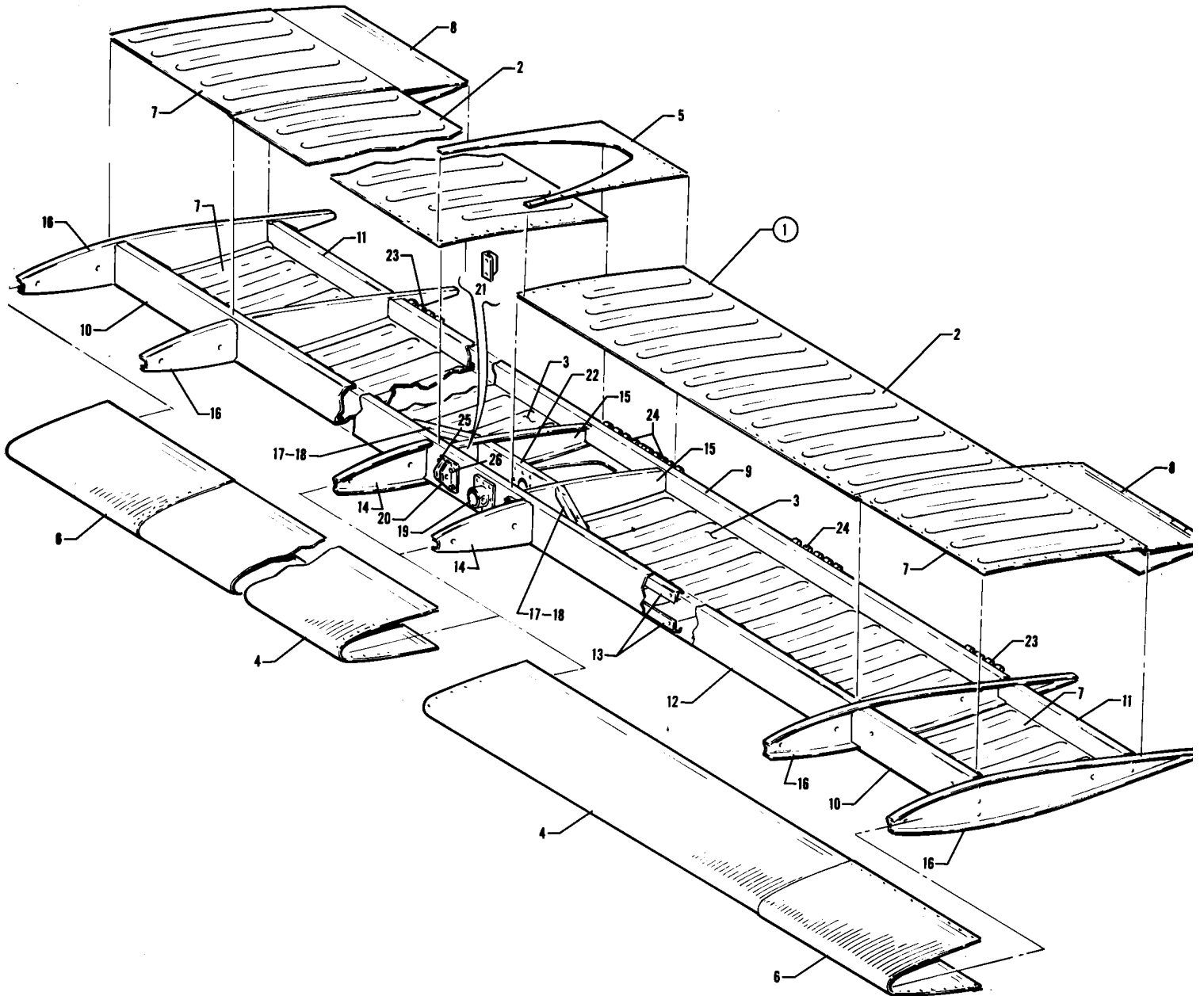


Figure 16. Stabilator Assembly



---

# PIPER PARTS CATALOG

---

## CODE EXPLANATIONS FOR FIGURE 16

W - These parts must be ordered from Service Spares Department, Piper Aircraft, Lock Haven, Penna.

## PIPER PARTS CATALOG

Figure and Index Number	Part Number	Code	Nomenclature	No. Req.	Serial Numbers Affected
16-1	68426-00		STABILATOR ASSEMBLY	1	
-2	63392-00		* SKIN - Stabilator, aft top, left	1	
	63392-01		* SKIN - Stabilator, aft top, right	1	
-3	63393-00		* SKIN - Stabilator, aft bottom, left	1	
	63393-01		* SKIN - Stabilator, aft bottom, right	1	
-4	63573-00		* SKIN - Stabilator, leading edge, left	1	
	63573-01		* SKIN - Stabilator, leading edge, right	1	
-5	63575-00		* SKIN - Stabilator, center, top	1	
	63575-02		* SKIN - Stabilator, center, bottom	1	
-6	68429-00		* SKIN - Stabilator, leading edge, left	1	
	68429-01		* SKIN - Stabilator, leading edge, right	1	
-7	68430-00		* SKIN - Stabilator, top and bottom, left	2	
	68430-01		* SKIN - Stabilator, top and bottom, right	2	
-8	68431 -00		* SKIN - Stabilator, top left, bottom, right	2	
	68431-01		* SKIN - Stabilator, top right, bottom, left	2	
-9	63572-00		* SPAR - Stabilator, rear	1	
-10	68427-00		* SPAR - Stabilator, outboard, forward	2	
-11	68428-00		* SPAR - Stabilator, outboard, aft	2	
-12	63561-05		* SPAR,- Stabilator, main	1	
-13	63562-00		* CAP - Stabilator, spar	2	
-14	63569-00		* RIB - Stabilator, nose	2	
-15	63570-00		* RIB - Stabilator, aft	2	
-16	63571-00		* RIB - Stabilator, top	4	
-17	63566-03		* STIFFENER - Stabilator, top, left	1	
	63566-02		* STIFFENER - Stabilator, top, right	1	
-18	63566-02		* STIFFENER - Stabilator, bottom, left	1	
	63566-03		* STIFFENER - Stabilator, bottom, right	1	
-19	63567-00		* FITTING - Balance weight attachment	1	
-20	63563-00		* FITTING - Stabilator hinge	2	
-21	63564-00		* ANGLE - Stabilator	2	
-22	63565-02		* CLOSURE	1	
-23	63560-02		* HINGE - Extruded, outboard	2	
-24	63560-03		* HINGE - Extruded, inboard and center	4	
-25	400 003	W	- BOLT - (AN4-6A)	4	
	407 565	W	- WASHER - (AN960-416)	8	
	404 888	W	- NUT - (MS20365-428)	4	
-26	400 004	W	- BOLT - (AN4-7A)	4	
	407 565	W	- WASHER - (AN960-416)	8	
	404 888	W	- NUT - (MS20365-428)	4	

When ordering, always specify Part Number, Description, and Serial Number of Aircraft

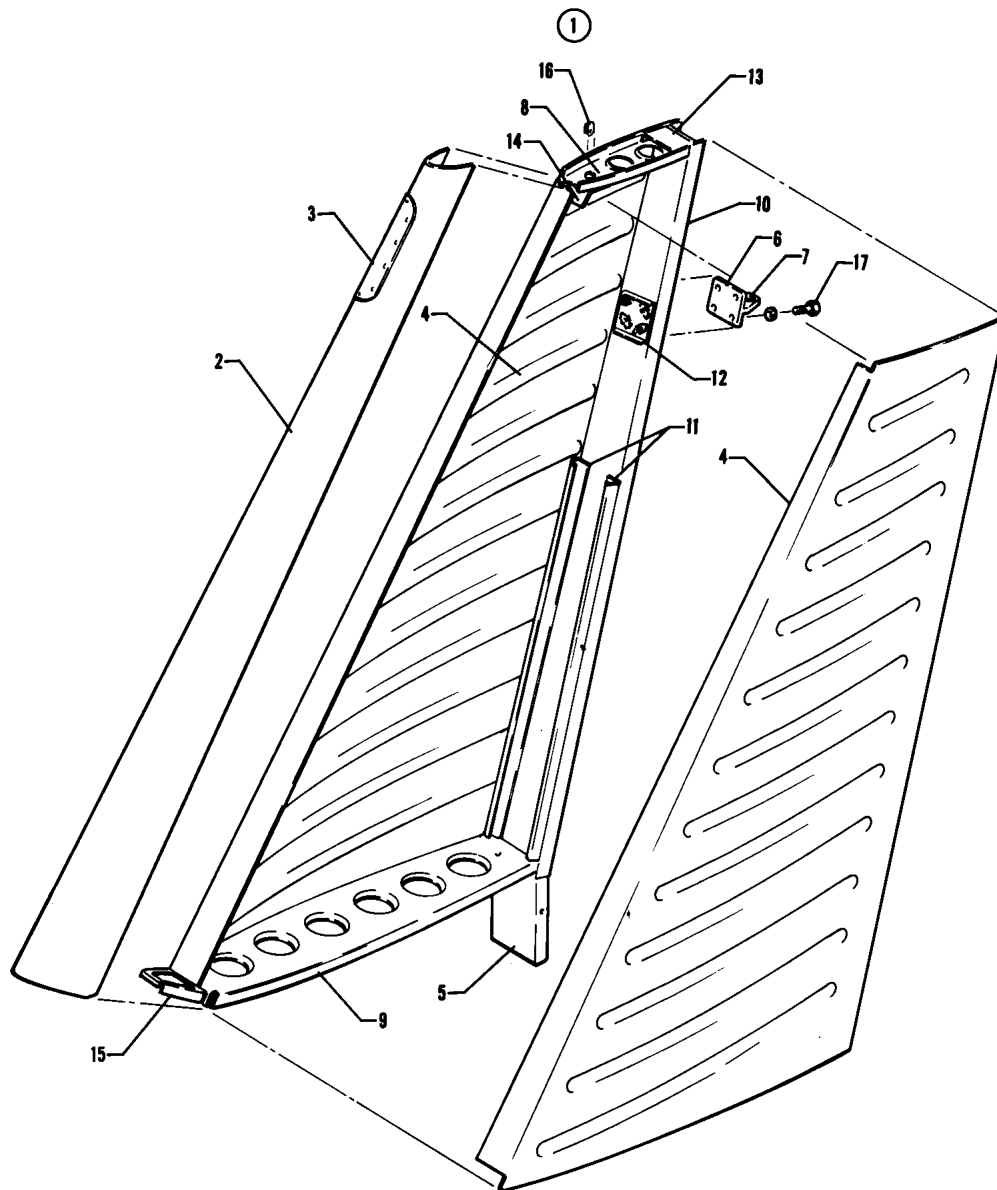


Figure 17. Fin Assembly

---

# PIPER PARTS CATALOG

---

## CODE EXPLANATIONS FOR FIGURE 17

W - These parts must be ordered from Service Spares Department, Piper Aircraft, Lock Haven, Penna.

**PIPER PARTS CATALOG**

Figure and Index Number	Part Number	Code	Nomenclature	No. Req.	Serial Numbers Affected
17-1	66975-03		FIN ASSEMBLY	1	
-2	66964-00		SKIN ASSEMBLY - Fin nose	1	
-3	66964-02		COVER - Air vent	1	
-4	63398-00		SKIN - Fin, left	1	
	63398-01		SKIN - Fin, right	1	
-5	63501-03		FITTING - Fin root	1	
-6	63502-00		HINGE ASSEMBLY - Fin	1	
-7	452 387		BEARING - (KP3A)	1	
-8	66972-00		RIB ASSEMBLY - Fin top	1	
-9	63506-00		RIB ASSEMBLY - Fin bottom	1	
-10	63504-00		SPAR - Fin rear	1	
-11	65034-00		STIFFENER - Fin spar, left	1	
	65034-01		STIFFENER - Fin spar, right	1	
-12	63509-00		DOUBLER ASSEMBLY - Fin	1	
-13	63515-00		BRACKET - Fin antenna	1	
-14	63510-00		CLIP - Fin	1	
-15	79268-00		RIB - Fin nose	1	
-16	477 672		NUT - (MU-832-38-.025 x .050-L-F-10)	8	
-17	401 266	W	BOLT - (AN3-5A)	4	
	407 584	W	WASHER - (AN960-10L)	4	

When ordering, always specify Part Number, Description, and Serial Number of Aircraft

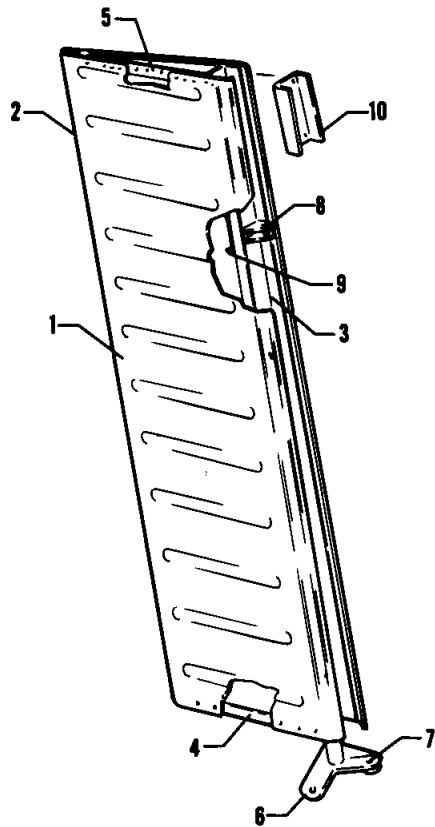


Figure 18. Rudder Assembly

---

# PIPER PARTS CATALOG

---

CODE EXPLANATIONS FOR FIGURE 18

**PIPER PARTS CATALOG**

Figure and Index Number	Part Number	Code	Nomenclature	No. Req.	Serial Numbers Affected
18-1	65342-02		RUDDER ASSEMBLY	1	
-2	63396-02		SKIN - Rudder	1	
-3	63543-00		SPAR - Rudder	1	
-4	63544-00		RIB - Rudder root, bottom	1	
-5	63545-00		RIB - Rudder tip, top	1	
-6	63546-00		HORN ASSEMBLY - Rudder	1	
-7	452 387		BEARING - (KP3A)	1	
-8	63550-00		FITTING - Rudder hinge	1	
-9	63395-00		DOUBLER ASSEMBLY - Rudder hinge	1	
-10	65341-00		DOUBLER - Rudder, top	1	

When ordering, always specify Part Number, Description, and Serial Number of Aircraft



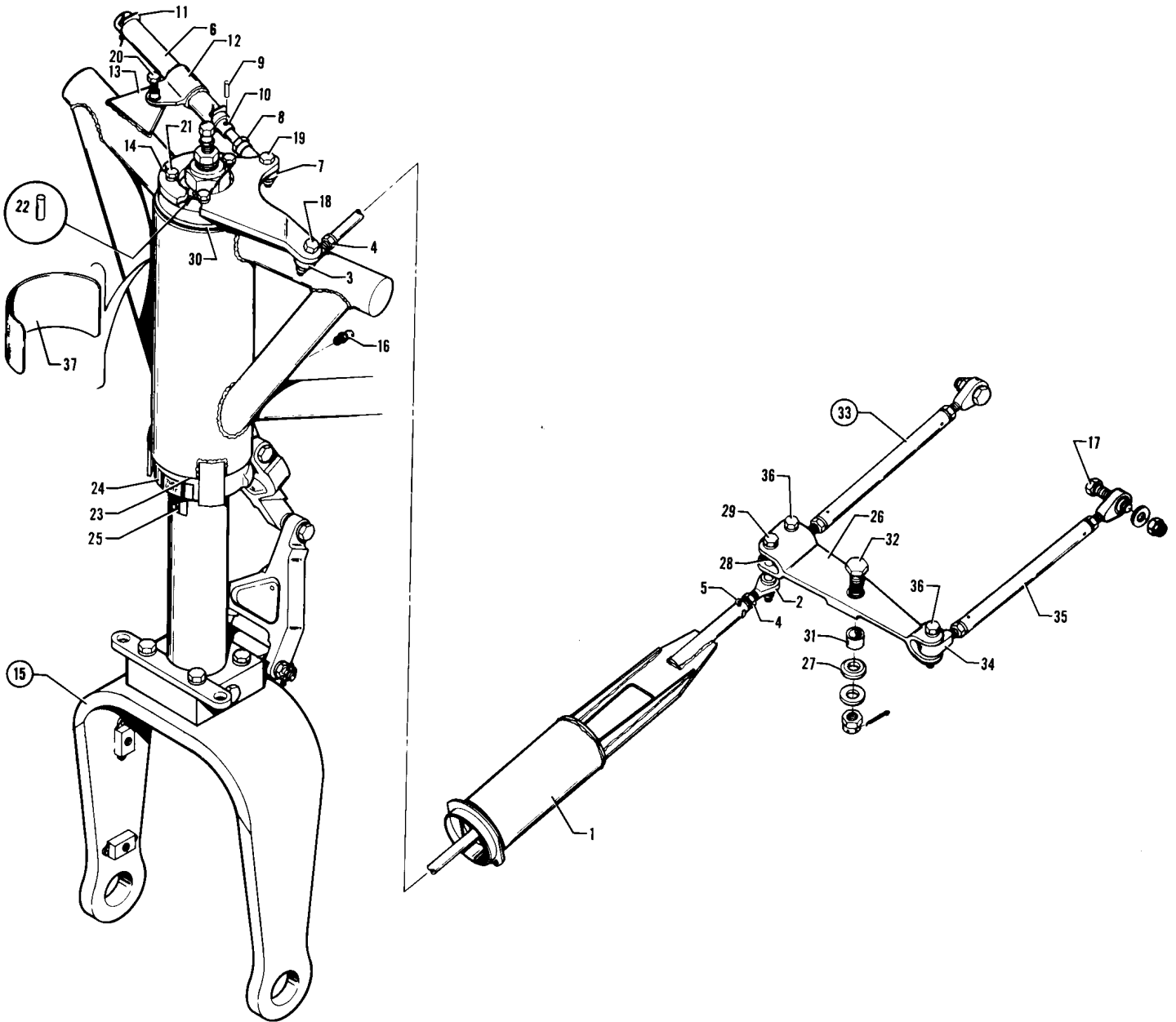


Figure 19. Nose Gear Installation

---

# PIPER PARTS CATALOG

---

## CODE EXPLANATIONS FOR FIGURE 19

A - See Figure 20 for component parts.

W - These parts must be ordered from Service Spares Department, Piper Aircraft, Lock Haven, Penna.

## PIPER PARTS CATALOG

Figure and Index Number	Part Number	Code	Nomenclature	No. Req.	Serial Numbers Affected
19-	35859		DRAWING - Nose Gear Assembly and Installation		
-1	35858-02		BUNGEE ASSEMBLY - Nose wheel	1	
-2	452 590		* BEARING - Rod end (PS10020-11-4)	1	
-3	452 357	W	* BEARING - Rod end (PS10020-1RX)	1	
-4	404 225	W	* NUT - (AN315-4R)	2	
-5	424 052	W	* COTTER PIN - (MS24665-134)	1	
-6	35868-02		SPRING ASSEMBLY - Nose gear centering	1	
-7	452 552		* BEARING - Rod end (PS10020-2-3RX)	1	
-8	404 322	W	* NUT - (AN316-4R)	1	
-9	99836-00		* PIN	1	
-10	95061-182		* BUSHING	1	
-11	62832-00		* WASHER	2	
-12	96523-03		* CLIP	1	
-13	95061-70		* BUSHING	1	
-14	35857-02		ARM - Steering	1	
-15	35859-04	A	STRUT ASSEMBLY - Nose gear (Less tire, tube and wheel assembly)	1	
-16	460 691	W	FITTING - Lube (AN944-101)	1	
-17	401 274	W	BOLT - (AN3-15A)	2	
	407 584	W	WASHER - (AN960-10L)	2	
	404 887	W	NUT - (MS20365-1032C)	2	
-18	400 106	W	BOLT - (AN4-11)	1	
	407 565	W	WASHER - (AN960-416)	1	
	407 585	W	WASHER - (AN960-416L)	1	
	404 101	W	NUT - (AN310-4)	1	
	424 051	W	COTTER PIN (MS24665-132)	1	
-19	400 107		BOLT - (AN4-12)	1	
	407 565	W	WASHER - (AN960-416)	4	
	404 101	W	NUT - (AN310-4)	1	
	424 051	W	COTTER PIN (MS24665-132)	1	
-20	400 107	W	BOLT - (AN4-12)	1	
	407 585	W	WASHER - (AN960-416L)	3	
	404 101	W	NUT - (AN310-4)	1	
	424 051	W	COTTER PIN (MS24665-132)	1	
-21	401 267	W	BOLT - (AN3H-5A)	3	
	407 564	W	WASHER - (AN960-10)	3	
-22	480 700	W	PIN - Roll (59-022-094-0375)	1	
-23	62833-45		WASHER	AR	
-24	35669-04		PLACARD - Turn limit	1	
-25	35669-05		PLACARD - Nose wheel	1	
-26	76407-03		BELLCRANK ASSEMBLY - Nose wheel steering	1	
-27	452 445		* BEARING - (FF-600-5)	1	
-28	63900-41		* BUSHING	1	
-29	401 274	W	* BOLT - (AN3-15A)	1	
	407 584	W	* WASHER - (AN960-10L)	3	
	404 887	W	* NUT - (MS20365-1032C)	1	
-30	484 723	W	RING - Snap (5100-268)	1	
-31	65003-15		BUSHING	1	
-32	400 774		BOLT - (AN26-40)	1	
	407 587	W	WASHER - (AN960-616L)	1	
	404 395	W	NUT - (AN320-6)	1	
	424 060	W	COTTER PIN - (MS24665-285)	1	
-33	63327-23		ROD ASSEMBLY - Nose wheel control	2	
-34	452 334		* BEARING - (PS10020-1-6RX)	2	
-35	63327-22		* TUBE - Rod assembly	1	

When ordering, always specify Part Number, Description, and Serial Number of Aircraft

---

**PIPER PARTS CATALOG**

---

<b>Figure and Index Number</b>	<b>Part Number</b>	<b>Code</b>	<b>Nomenclature</b>	<b>No. Req.</b>	<b>Serial Numbers Affected</b>
19-36	401 269	W	BOLT - (AN3-10A)	2	
	407 584	W	WASHER - (AN960-10L)	2	
	404 887	W	NUT - (MS20365-1032C)	2	
-37	35669-89		PLACARD - Oleo service instructions, nose gear	1	

When ordering, always specify Part Number, Description, and Serial Number of Aircraft

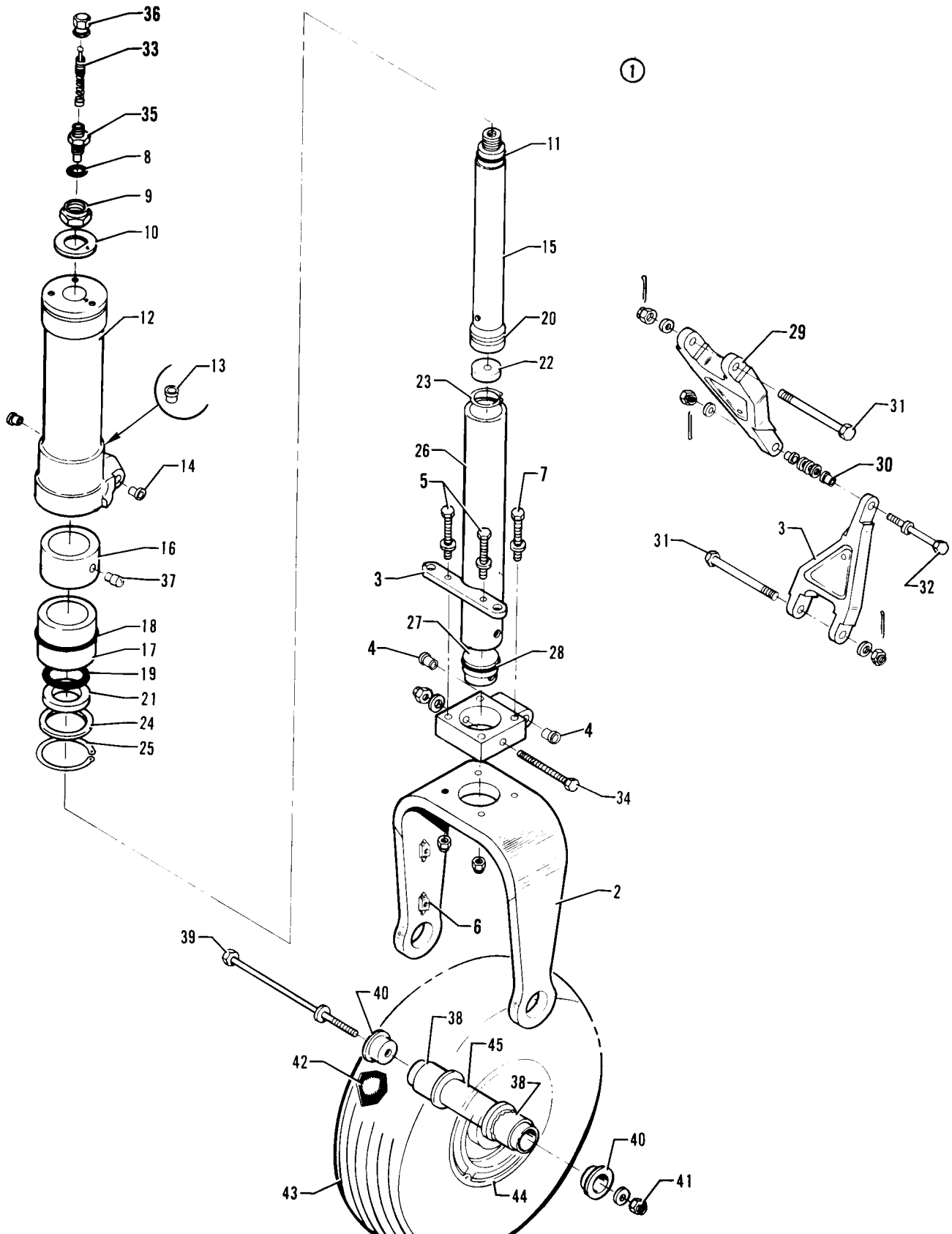


Figure 20. Nose Gear Strut Assembly

---

# PIPER PARTS CATALOG

---

## CODE EXPLANATIONS FOR FIGURE 20

A - See Figure 21 for component parts.

W - These parts must be ordered from Service Spares Department, Piper Aircraft, Lock Haven, Penna.

## PIPER PARTS CATALOG

Figure and Index Number	Part Number	Code	Nomenclature	No. Req.	Serial Numbers Affected
20-1	35859-04		GEAR ASSEMBLY - Nose gear (less tire, tube and wheel assembly)	1	
-2	35859-800		* FORK ASSEMBLY - Nose wheel	1	
-3	65276-02		** LINK - Tow bar	1	
-4	452 766		** BEARING - (P32-4)	2	
-5	401 360		** BOLT - (AN5-21A)	2	
	407 586	W	** WASHER - (AN960-516L)	2	
	404 889	W	** NUT - (MS20365-524C)	2	
-6	406 830	W	** NUT - Plate (NAS6864A)	4	
-7	401 195	W	** BOLT (AN 5-17A)	2	
	407 586	W	** WASHER - (AN960-516L)	4	
	404 889	W	** NUT - (MS20365-524C)	2	
-8	462 024	W	* GASKET - (AN901 -5A)	1	
-9	404 840	W	* NUT - (MS20364-1414C)	1	
-10	21710-00	W	* WASHER	1	
-11	484790		* "O" RING - (MS28775-210)	1	
-12	67148-00		* TUBE ASSEMBLY - Outer	1	
-13	21831-04	W	** BEARING	1	
-14	67026-07		** BEARING	2	
-15	21712-02		* TUBE - Inner	1	
-16	67909-02		* BEARING	1	
-17	67755-00		* BEARING	1	
-18	462 034	W	* "O" RING (AN6230-5)	1	
-19	484 799		* "O" RING (MS28775-327)	1	
-20	484 828		* RING Butt joint (R19047)	1	
-21	87627		* STRIP Wiper (S-35-29)	1	
-22	67245-00		* PLATE - Orifice	1	
-23	484 684		* RING - Snap (N5000-118MD)	1	
-24	80122-88	W	* WASHER	1	
-25	484 685		* RING - Snap (N5000-250MD)	1	
-26	67160-02		* TUBE - Lower	1	
-27	20787-00		* PLUG - Piston tube	1	
-28	484 792		* "O" RING - (MS28775-218)	1	
-29	20735-05		* LINK ASSEMBLY - Nose wheel	2	
-30	452 366	W	* - BEARING - (F-310-5)	1	
-31	402 344	W	* BOLT - (AN175-32)	2	
	407 566	W	* WASHER - (AN960-516)	2	
	404 102	W	* NUT - (AN310-5)	2	
	424 052	W	* COTTER PIN - (MS24665-134)	2	
-32	402 312		* BOLT - (AN 174-14)	1	
	407 565	W	* WASHER - (AN960-416)	2	
	404 101	W	* NUT - (AN3U-4)	1	
	424 052	W	* COTTER PIN - (MS24665-134)	1	
-33	455 124	W	* CORE -(AN809-1)	1	
-34	402 328	W	* BOLT - (AN174-31A)	1	
	407 585	W	* WASHER - (AN960-416L)	1	
	404 836	W	* NUT - (MS20364-428C)	1	
-35	453 124	W	* BODY - (AN812-1)	1	
-36	454 053	W	* CAP - (AN813-1 B)	1	
-37	20784-00	W	* PIN- Bearing retaining	2	
-38	35157-00		SPACER ASSEMBLY - Axle	2	
-39	401 450		BOLT - (AN6-70A)	1	
-40	35158-00		PLUG - Axle	2	
-41	407 567	W	WASHER - (AN960-616)	2	
	404 838	W	NUT - (MS20364-624C)	1	

When ordering, always specify Part Number, Description, and Serial Number of Aircraft

---

**PIPER PARTS CATALOG**


---

Figure and Index Number	Part Number	Code	Nomenclature	No. Req.	Serial Numbers Affected
20-42	451 739		TUBE - (5.00 x 5) McCreary	1	
-43	451 728		TIRE - (5.00 x 5, 6 ply) McCreary	1	
	761 974	W	TIRE - (5.00 x 5, 6 ply) B. F. Goodrich	1	
-44	551 772	A	WHEEL ASSEMBLY - Nose (McCauley D-30500)	1	
-45	35156-00		AXLE - Nose wheel	1	

When ordering, always specify Part Number, Description, and Serial Number of Aircraft



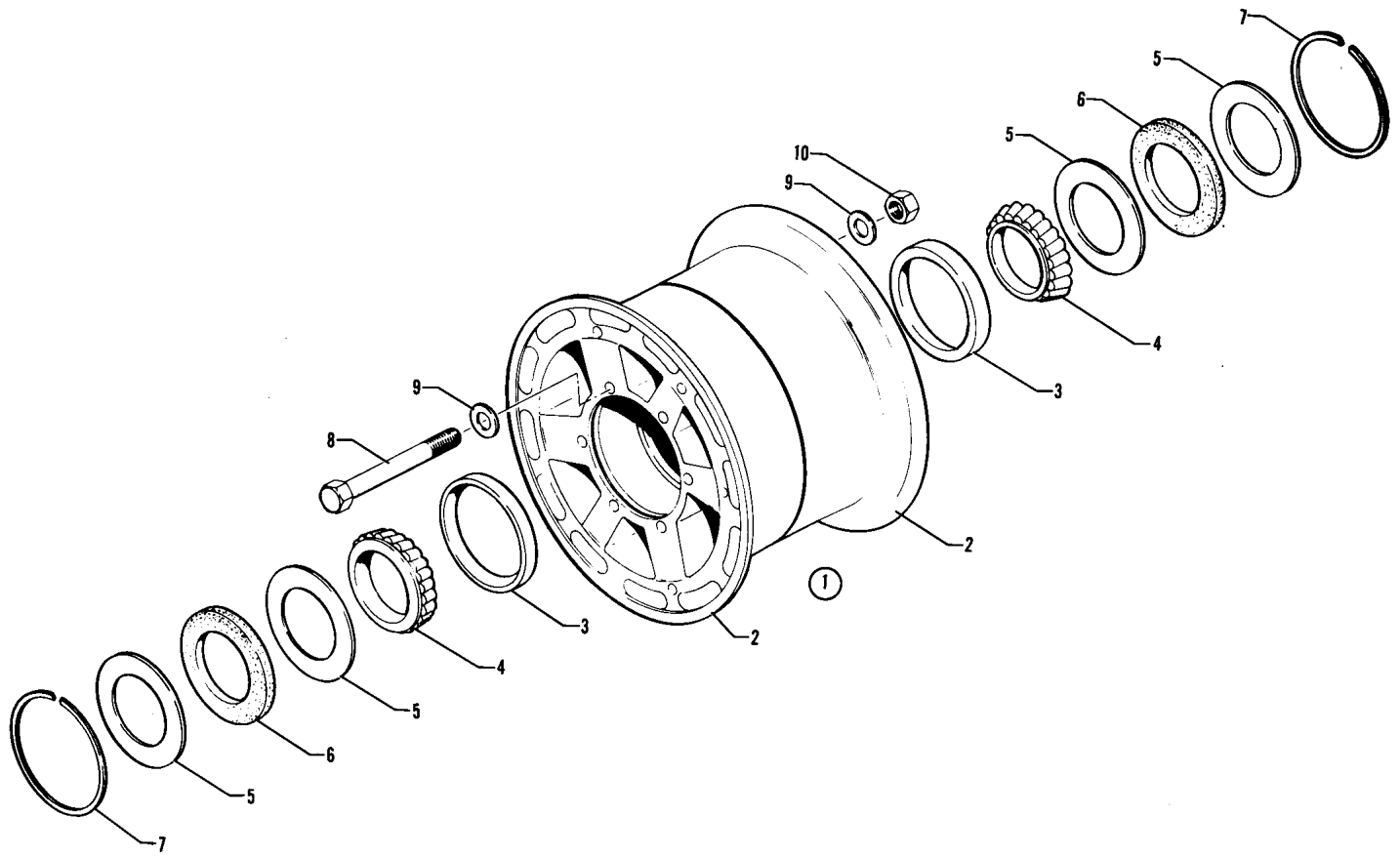


Figure 21. Nose Wheel Assembly (McCauley)

---

# PIPER PARTS CATALOG

---

CODE EXPLANATIONS FOR FIGURE 21

**PIPER PARTS CATALOG**

Figure and Index Number	Part Number	Code	Nomenclature	No. Req.	Serial Numbers Affected
21-1	551 772		WHEEL ASSEMBLY - Nose (D-30500)	1	
-2	756 686		WHEEL - Half (C-30598)	2	
-3	763 215		CUP - Bearing (A-30078-1)	1	
-4	758 391		BEARING - Cone (A-30078-2)	2	
-5	762 560		RETAINER - (A-30048)	4	
-6	754 856		FELT - (A-30047)	2	
-7	762 561		RING - Retaining (A-1636-23)	2	
-8	758 393		BOLT - (A-2513-73)	3	
-9	756 685		WASHER - (A-1638-1)	6	
-10	752 571		NUT - (A-1639-1)	3	

When ordering, always specify Part Number, Description, and Serial Number of Aircraft

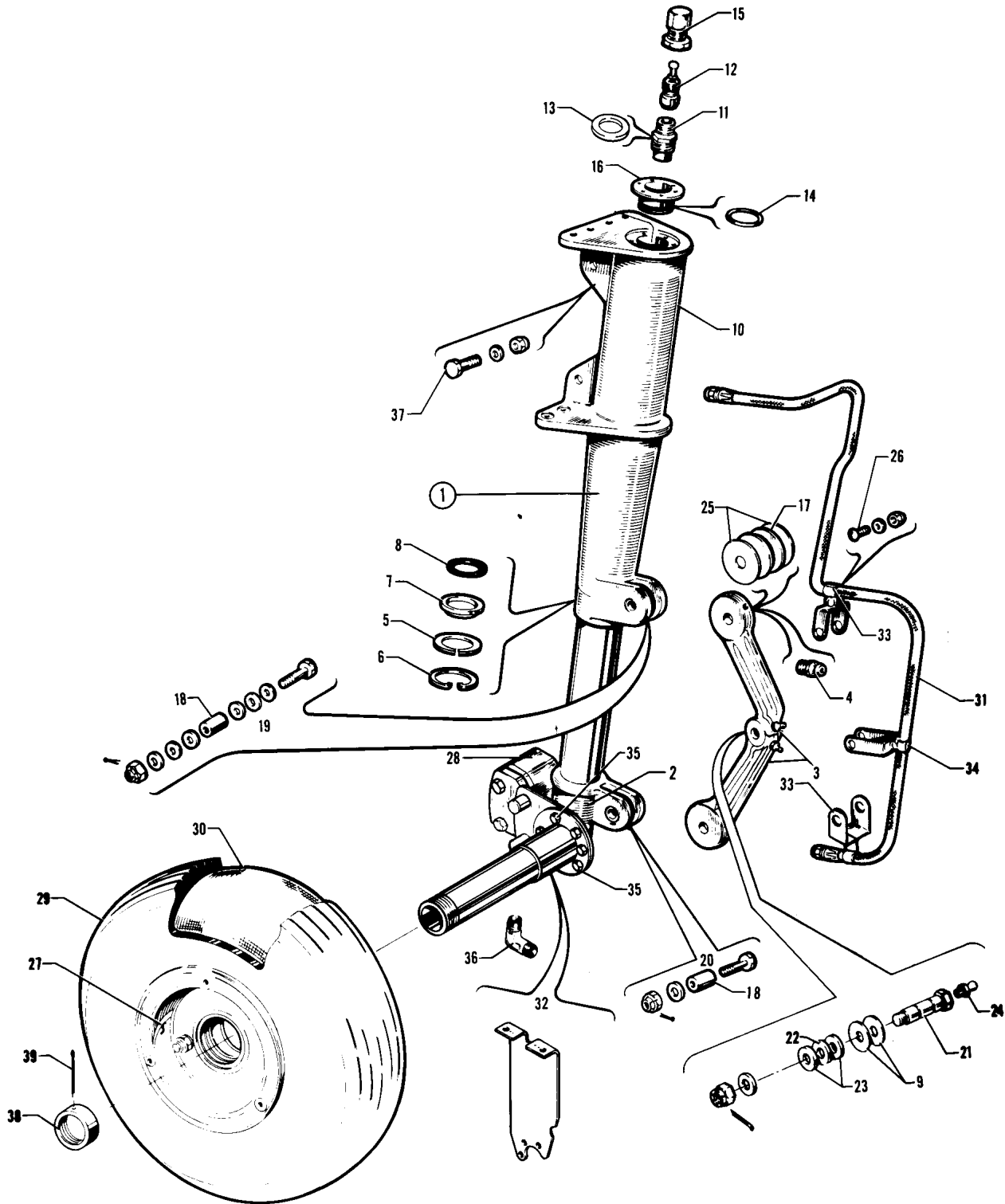


Figure 22. Main Gear Installation

---

# PIPER PARTS CATALOG

---

## CODE EXPLANATIONS FOR FIGURE 22

A - See Figure 23 for component parts.

B - See Figure 24 for component parts.

W - These parts must be ordered from Service Spares Department, Piper Aircraft, Lock Haven, Penna.

## PIPER PARTS CATALOG

Figure and Index Number	Part Number	Code	Nomenclature	No. Req.	Serial Numbers Affected
22-	63318		DRAWING - Main Gear Installation		
-1	65493-10		GEAR ASSEMBLY - Main, left (less tire, tube, wheel and brake assembly)	1	
	65493-11		GEAR ASSEMBLY - Main, right (less tire, tube, wheel and brake assembly)	1	
-2	78738-04		* STUB AXLE AND OLEO PISTON ASSEMBLY - Left	1	
	78738-05		* STUB AXLE AND OLEO PISTON ASSEMBLY - Right	1	
-3	78033-00		* LINK ASSEMBLY - Torque	2	
-4	460 691	W	** FITTING - Lubricator (AN944-101)	2	
-5	63307-00		* RING - Piston spacer	1	
-6	63314-00		* RETAINING RING - Piston	1	
-7	486 188		* RING - Scraper (AN6231-18)	1	
-8	484 769		* PACKING - Quad ring (4326)	1	
-9	62833-27		* WASHER - Torque link bolt	2	
-10	65489-00		* CYLINDER	1	
-11	453 124	W	** VALVE - (AN812-1) Air	1	
-12	455 124	W	** CORE - (AN809-1) Air valve	1	
-13	462 024	W	** GASKET - Air valve (AN901-5A)	1	
-14	484 789		** "O" RING - (MS28775-116)	1	
-15	454 053	W	** CAP (AN813-1B) Air valve	1	
-16	65485-00		** CYLINDER HEAD	1	
-17	63311-00		* WASHER - Bearing (.063 thick)	4	
-18	63310-00		* SPACER - Torque link	2	
-19	400 166		* BOLT - (AN5-23)	1	
	407 586	W	* WASHER - (AN960-516L)	AR	
	407 566	W	* WASHER - (AN960-516)	3	
	404 122		* NUT - (AN310-C5)	1	
	424 095	W	* COTTER PIN - (MS24665-151)	1	
-20	400 165	W	* BOLT - (AN5-22)	1	
	407 586	W	* WASHER - (AN960-516L)	AR	
	407 566	W	* WASHER - (AN960-516)	3	
	404 122		* NUT - (AN310-C5)	1	
	424 095	W	* COTTER PIN - (MS24665-151)	1	
-21	400 302		* BOLT - (AN8-21)	1	
	407 569	W	* WASHER - (AN960-816)	AR	
	407 589	W	* WASHER - (AN960-816L)	2	
	404 105	W	* NUT - (AN310-8)	1	
	424 059	W	* COTTER PIN - (MS24665-283)	1	
-22	63312-00		* WASHER - Torque link spacer	1	
-23	63312-02		* WASHER - Torque link bolt	2	
-24	460 691	W	* FITTING - Lubricator (AN944-101)	1	
-25	63311-03		* WASHER - Bearing (.005 thick)	AR	
-26	415 518	W	SCREW - (MS35206-228)	3	
	407 562	W	WASHER - (AN960-6)	6	
	404 909	W	NUT - (MS20365-632C)	3	
-27	551 764	A	WHEEL ASSEMBLY - (40-86B)	1	
-28	551 705	B	BRAKE ASSEMBLY - (30-55)	1	
-29	451 724	W	TIRE - (6.00 x 6, 6 ply) Type III McCreary	1	
	761 972	W	TIRE - (6.00 x 6, 6 ply) B. F. Goodrich	1	
	761 995	W	TIRE - (6.00 x 6, 6 ply) McCreary Airhawk	1	
-30	451 735	W	TUBE - (6.00 x 6)	1	
-31	63901-17		HOSE - Brake line	1	
-32	37880-02		BRACKET ASSEMBLY - Wheel fairing, left	1	
	37880-03		BRACKET ASSEMBLY - Wheel fairing, right	1	
-33	63332-02		CLIP - Hose, top and bottom	2	
-34	63332-06		CLIP - Hose, center	1	

When ordering, always specify Part Number, Description, and Serial Number of Aircraft

## PIPER PARTS CATALOG

Figure and Index Number	Part Number	Code	Nomenclature	No. Req.	Serial Numbers Affected
22-35	400 003	W	BOLT - (AN4-6A)	6	
	407 565	W	WASHER - (AN960-416)	12	
	404 888	W	NUT - (MS20365-428C)	6	
-36	458 894	W	ELBOW - (AN822-4D)	1	
-37	400 003	W	BOLT - (AN4-6A)	2	
	407 565	W	WASHER - (AN960-416)	2	
	404 888	W	NUT - (MS20365-428C)	2	
-38	66820-00		NUT - Wheel retainer	1	
-39	424 071		COTTER PIN - (MS24665-360)	1	

When ordering, always specify Part Number, Description, and Serial Number of Aircraft

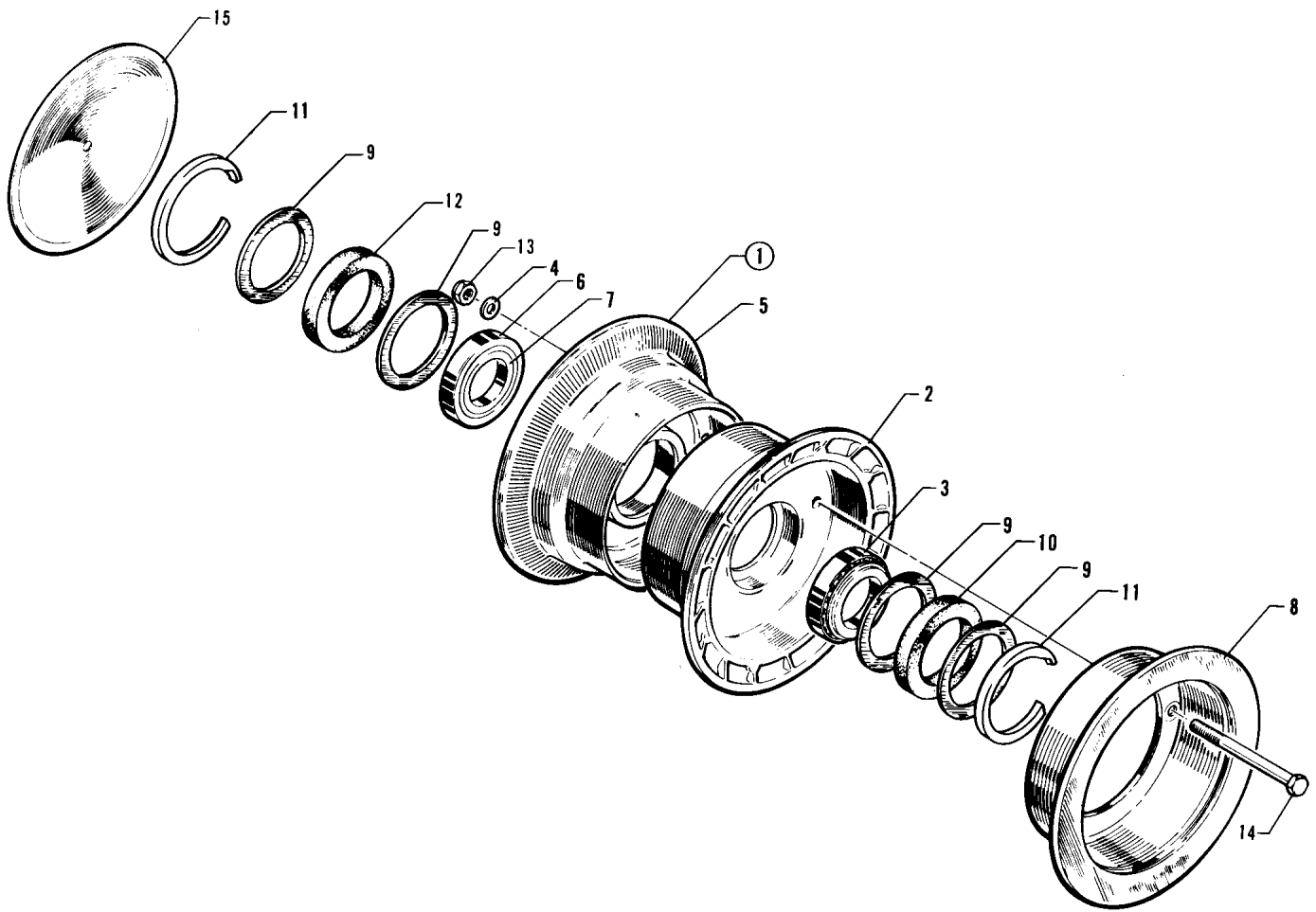


Figure 23. Main Wheel Assembly



---

# PIPER PARTS CATALOG

---

## CODE EXPLANATIONS FOR FIGURE 23

W - These parts must be ordered from Service Spares Department, Piper Aircraft, Lock Haven, Penna.

**PIPER PARTS CATALOG**

Figure and Index Number	Part Number	Code	Nomenclature	No. Req.	Serial Numbers Affected
23-1	551 764		WHEEL ASSEMBLY - Main (40-86B)	2	
-2	756 666		WHEEL HALF ASSEMBLY - Inner (161-47)	1	
-3	751 494	W	CUP - Bearing	1	
-4	407 566	W	WASHER - Wheel bolt (AN960-516)	3	
-5	756 665		WHEEL HALF ASSEMBLY - Outer (162-45)	1	
-6	751 494	W	CUP - Bearing (13836)	1	
-7	751 489	W	BEARING - Cone, Timken (13889)	2	
-8	754 535		DISC ASSEMBLY - Brake (164-20)	1	
-9	755 999	W	RING - Grease seal (153-4)	4	
-10	751 772	W	FELT - Grease seal (3021)	1	
-11	752 830	W	RING - Snap (3023)	2	
-12	751 772	W	FELT - Grease seal (3021)	1	
-13	404 889	W	NUT - Wheel bolt (AN365-524)	3	
-14	751 405	W	BOLT - Wheel (AN5-35A)	3	
-15	451 783		SHIELD - Dust (157-9)	2	

When ordering, always specify Part Number, Description, and Serial Number of Aircraft

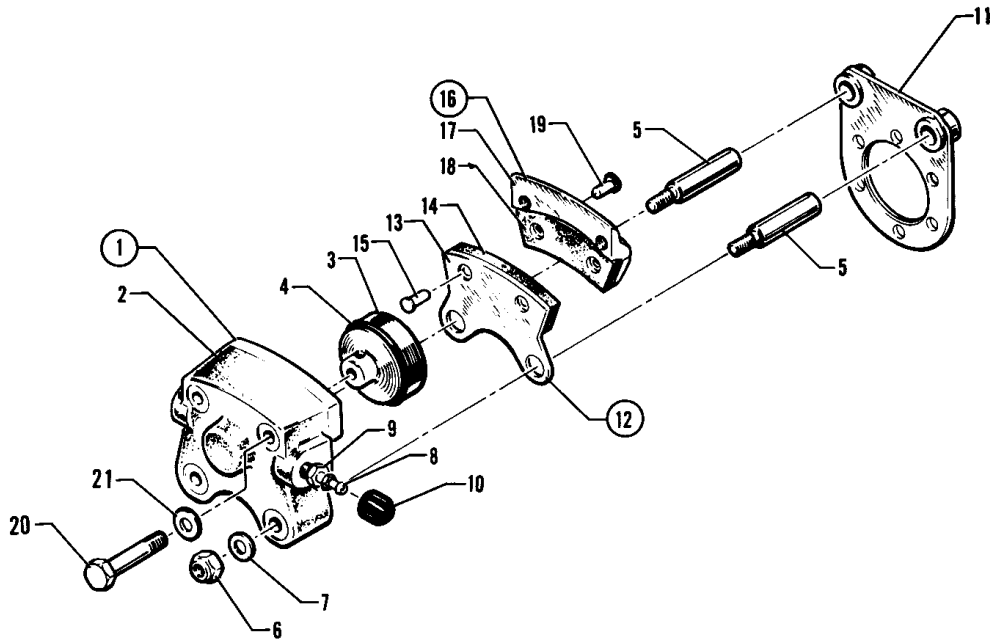


Figure 24. Brake Assembly

---

# PIPER PARTS CATALOG

---

## CODE EXPLANATIONS FOR FIGURE 24

W - These parts must be ordered from Service Spares Department, Piper Aircraft, Lock Haven, Penna.

## PIPER PARTS CATALOG

Figure and Index Number	Part Number	Code	Nomenclature	No. Req.	Serial Numbers Affected
24-1	551 705		BRAKE ASSEMBLY - (30-55)	2	
-2	753 920		CYLINDER - Brake (61-21)	1	
-3	755 887		PISTON - (62-15)	1	
-4	484 698	W	"0" RING - (AN6227-27)	1	
-5	753 407	W	BOLT - Anchor (69-4)	2	
-6	404 836	W	NUT - Anchor bolt (MS20364-428C)	2	
-7	407 585	W	WASHER - Anchor bolt (AN960-416L)	2	
-8	752 965	W	SCREW - Bleeder (FC6446)	1	
-9	752 966	W	SEAT - Bleeder (37-206)	1	
-10	753 850	W	CAP - Bleeder (183-1)	1	
-11	755 818	W	TORQUE PLATE ASSEMBLY - (75-16)	1	
-12	755 883		PLATE ASSEMBLY - Pressure (73-11)	1	
-13	755 884		PLATE - Pressure (63-12)	1	
-14	752 342		LINING - (66-30)	1	
-15	752 826	W	RIVET - (561)	2	
-16	755 885		PLATE ASSEMBLY - Back (74-10)	1	
-17	755 886		PLATE - Back (64-15)	1	
-18	752 342		LINING - (66-30)	1	
-19	752 826	W	RIVET - (561)	2	
-20	753 408		BOLT , Through (LP4-17AM)	2	
-21	407 585	W	WASHER - Through bolt (AN960-416L)	2	

When ordering, always specify Part Number, Description, and Serial Number of Aircraft

# PIPER PARTS CATALOG

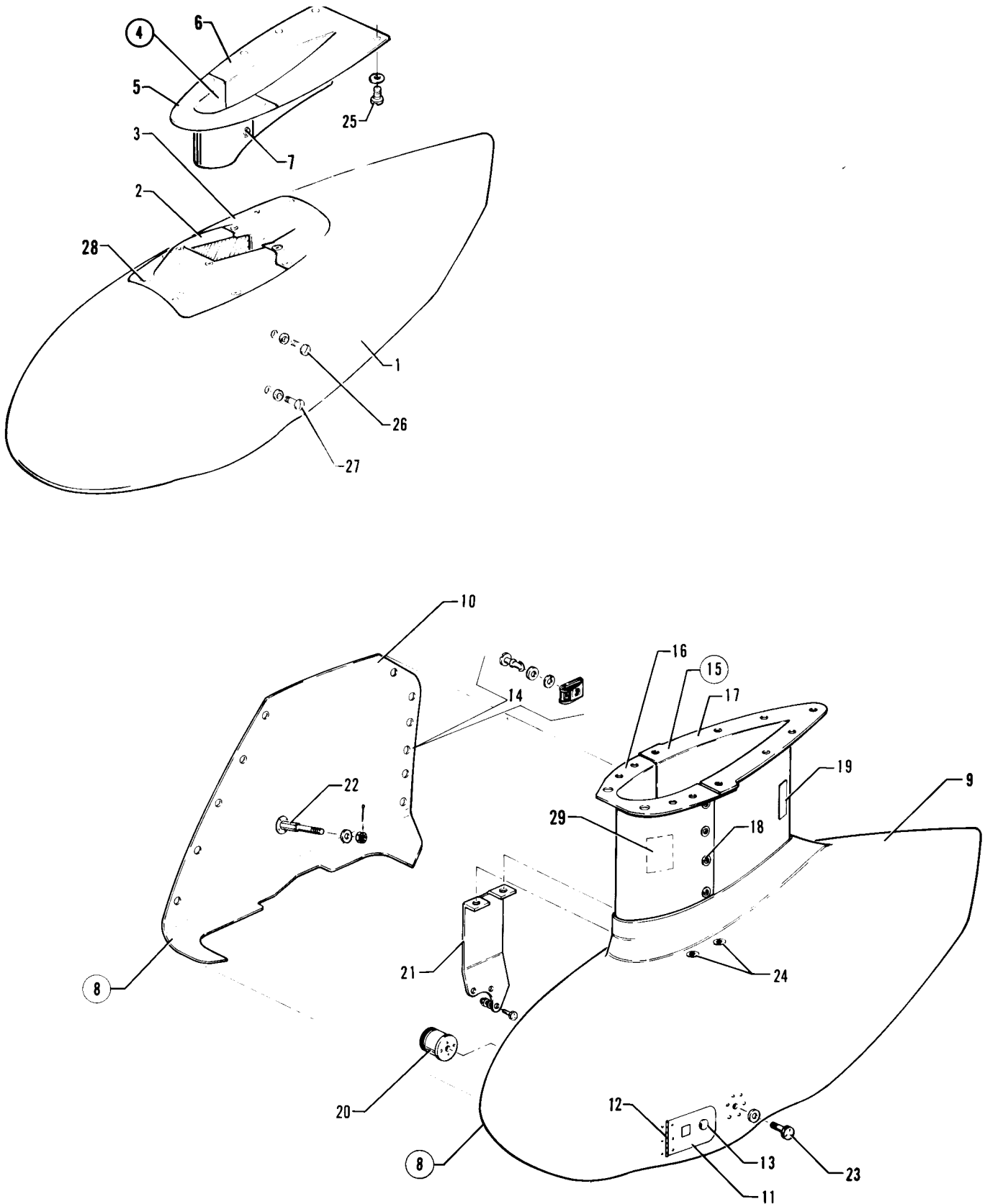


Figure 25. Main and Nose Wheel Fairing Installation

---

# PIPER PARTS CATALOG

---

## CODE EXPLANATIONS FOR FIGURE 25

A - Ascertain material thickness of fairing currently installed on aircraft. If existing fairing measures .093 thick, a complete new fairing assembly P/N 35832-02 must be ordered and installed. If existing fairing measures .125 thick, order individual fairing as desired.

W - These parts must be ordered from Service Spares Department, Piper Aircraft, Lock Haven, Penna.

## PIPER PARTS CATALOG

Figure and Index Number	Part Number	Code	Nomenclature	No. Req.	Serial Numbers Affected
25-	37896 79893		DRAWING - Nose Wheel Fairing Installation DRAWING - Main Wheel and Strut Fairing Installation		
-1	35838-02		FAIRING ASSEMBLY - Nose wheel (fiberglass)	1	
-2	37928-06		COVER - Nose wheel fairing, forward	1	
-3	35839-02		COVER - Nose wheel fairing, aft	1	
-4	35832-02		FAIRING ASSEMBLY - Nose gear strut	1	
-5	35832-06	A	* FAIRING - Nose gear strut, forward	1	
-6	35832-07	A	* FAIRING - Nose gear strut, aft	1	
-7	486 218		* SCREW - (PS10015-F8-16BL)	2	
	494 101	W	* WASHER - (PS10092-1-2C)	2	
	477 640		* NUT - (PS10062-5-3)	2	
-8	79890-900		FAIRING ASSEMBLY - Main wheel, left, complete	1	
	79890-901		FAIRING ASSEMBLY - Main wheel, right, complete	1	
-9	79890-43		* SHELL ASSEMBLY - Main wheel, outboard, left	1	
	79890-44		* SHELL ASSEMBLY - Main wheel, outboard, right	1	
-10	79890-45		* ACCESS ASSEMBLY - Main wheel, inboard, left	1	
	79890-46		* ACCESS ASSEMBLY - Main wheel, inboard, right	1	
-11	37882-02		* DOOR ASSEMBLY - Wheel fairing	1	
-12	37882-04		** HINGE ASSEMBLY - Door	1	
-13	472 017	W	** LATCH - Door (KM610-32)	1	
-14	587 594	W	* STUD - (PS10077-1-9)	15	
	594 003		* WASHER - Seal (85-43-201-38)	15	
	584 140		* RETAINER - (PS10077-1-66)	15	
	484 198	W	* CLIP - Receptacle (PS10077-1-63)	15	
-15	79892-02		FAIRING ASSEMBLY - Main gear strut, left, complete	1	
	79892-03		FAIRING ASSEMBLY - Main gear strut, right, complete	1	
-16	79892-04		* FAIRING ASSEMBLY - Main gear strut, forward, left	1	
	79892-05		* FAIRING ASSEMBLY - Main gear strut, forward, right	1	
-17	79892-10		* FAIRING ASSEMBLY - Main gear strut, aft, left	1	
	79892-09		* FAIRING ASSEMBLY - Main gear strut, aft, right	1	
-18	587 593	W	* STUD - (PS10077-1-8)	8	
	594 003		* WASHER - Seal (85-43-201-38)	8	
	584 140		* RETAINER - (PS10077-1-66)	8	
	484 198	W	* CLIP - Receptacle (PS10077-1-63)	8	
-19	35669-23		PLACARD - Gear	2	
-20	66821-05		SUPPORT ASSEMBLY - Wheel fairing, main	2	
-21	37880-02		BRACKET ASSEMBLY - Wheel fairing, left	1	
	37880-03		BRACKET ASSEMBLY - Wheel fairing, right	1	
-22	37881-03		BOLT - Main wheel fairing attachment	2	
	407 565	W	WASHER - (AN960-416)	AR	
	404 888	W	NUT - (MS20365-428C)	2	
-23	400 004	W	BOLT - (AN4-7A)	2	
	407 565	W	WASHER - (AN960-416)	2	
-24	416 633	W	SCREW - (MS24693-S273)	4	
	494 037	W	WASHER - (PS10092-1-3C)	4	
-25	414 762	W	SCREW - (MS24693-S51)	26	
	494 101	W	WASHER - (PS10092-1-2C)	26	
-26	401 312	W	BOLT - (AN4-12A)	2	
	407 585	W	WASHER - (AN960-416L)	2	
-27	401 311	W	BOLT - (AN4-11A)	2	
	407 585	W	WASHER - (AN960-416L)	2	
-28	414 762	W	SCREW - (MS24693-S51)	10	
	494 101	W	WASHER - (PS10092-1-2C)	10	
-29	65369-00		PLACARD - Oleo service instructions	2	

When ordering, always specify Part Number, Description, and Serial Number of Aircraft



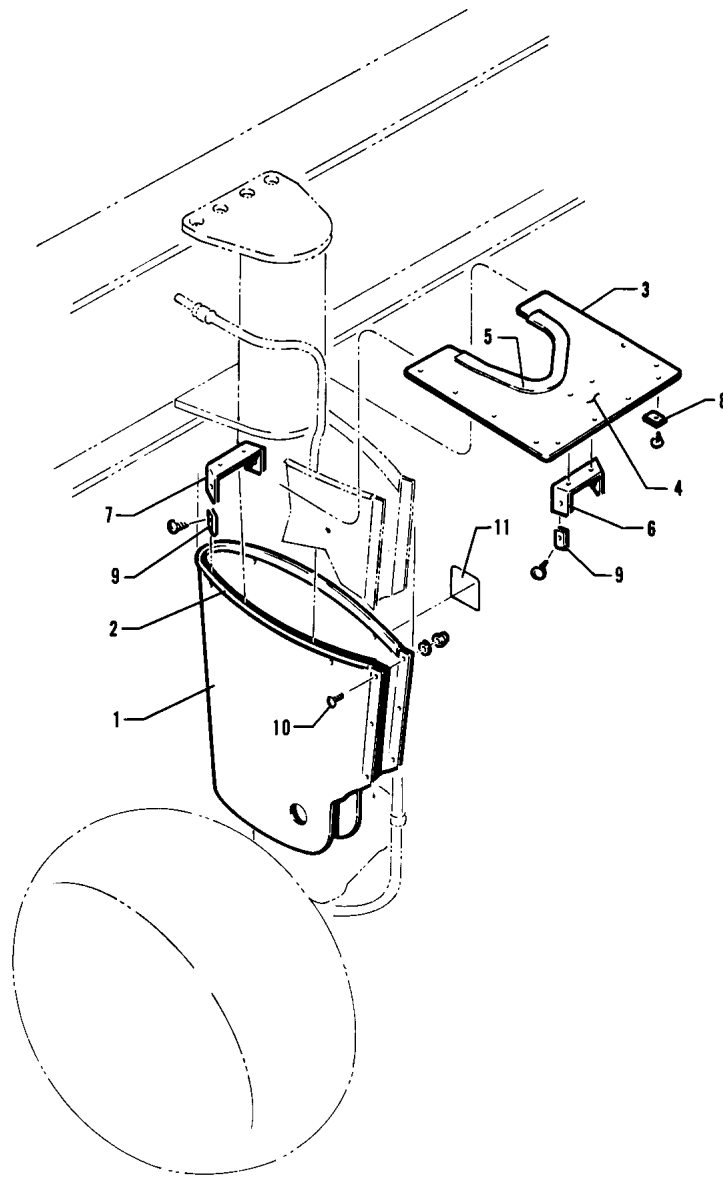


Figure 25A. Main Landing Gear Strut Fairing Installation

---

# PIPER PARTS CATALOG

---

## CODE EXPLANATIONS FOR FIGURE 25A

- A - Refer to Figure 25 for main gear strut fairings when main wheel fairings are installed.
- W - These parts must be ordered from Service Spares Department, Piper Aircraft, Lock Haven, Penna.

**PIPER PARTS CATALOG**

Figure and Index Number	Part Number	Code	Nomenclature	No. Req.	Serial Numbers Affected
25A-	65693		DRAWING - Strut Fairing Installation, Main Landing Gear		
-1	63338-00		FAIRING ASSEMBLY - Main gear	2	
-2	63186-04		* MOULDING - Extruded	1	
-3	65688-00		PLATE ASSEMBLY - Fairing, left	1	
	65688-01		PLATE ASSEMBLY - Fairing, right	1	
-4	65688-02		* PLATE - Fairing, left	1	
	65688-03		* PLATE - Fairing, right	1	
-5	63186-33		* MOULDING - Extruded	1	
-6	63341-00		* CLIP - Fairing	2	
-7	63342-00		CLIP - Fairing	2	
-8	415 449	W	SCREW - (AN526-832R8)	10	
-9	419 920	W	SCREW - (8 x )	4	
	406 373	W	NUT - (NAS395-17-1)	4	
-10	415 171		SCREW - (AS526C-632-5)	3	
	407 562	W	WASHER - (AN960-6)	3	
	404 909	W	NUT - (MS20365-632C)	3	
-11	65369-00		PLACARD - Main gear oleo service instructions	1	

When ordering, always specify Part Number, Description, and Serial Number of Aircraft

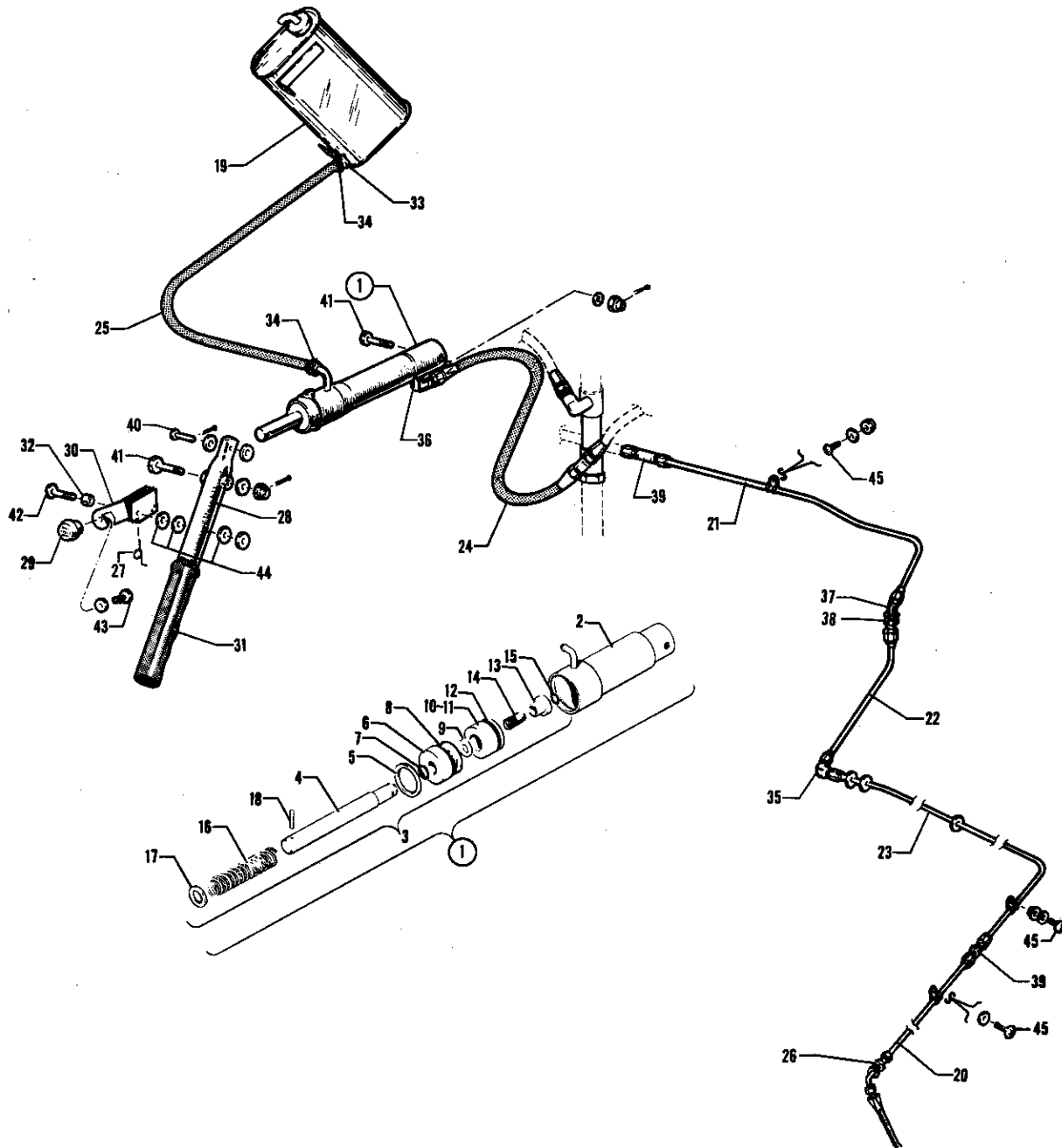


Figure 26. Hand Brake Installation

---

# PIPER PARTS CATALOG

---

## CODE EXPLANATIONS FOR FIGURE 26

W - These parts must be ordered from Service Spares Department, Piper Aircraft, Lock Haven, Penna.

## PIPER PARTS CATALOG

Figure and Index Number	Part Number	Code	Nomenclature	No. Req.	Serial Numbers Affected
26-1	65842		DRAWING - Hand Brake Installation		
-1	455 938		CYLINDER ASSEMBLY - Master (10-22)	1	
-2	753 956		* HYDRAULIC CYLINDER ASSEMBLY - (189-9)	1	
-3	755 948		* PISTON ROD ASSEMBLY - (182-7)	1	
-4	755 949		** ROD Piston (142-9)	1	
-5	755 950		** RING Snap (155-10)	1	
-6	751 889		** GLAND - Packing 11141 -10)	1	
-7	484 701	W	** PACKING - "0" Ring (AN6227-7)	1	
-8	484 727		** PACKING - "0" Ring (AN6227-12)	1	
-9	753 172	W	** WASHER - Dyna-seal (1110 x 3/16)	1	
-10	757 216		** PISTON ASSEMBLY - (92-19)	1	
-11	757 217		** - PISTON - (48-10)	1	
-12	484 706	W	*** PACKING - "0" Ring (AN6227-1 1)	1	
-13	753 381	W	** BUSHING - (145-15)	1	
-14	756 117	W	** SPRING - (82-8)	1	
-15	752 855	W	** RING - Snap (155-5)	1	
-16	756 118	W	** SPRING - (82-9)	1	
-17	407 567	W	** WASHER - (AN960-616)	1	
-18	755 882		** ROLL PIN - (223-1)	1	
-19	63355-09		RESERVOIR ASSEMBLY - Brake cylinder	1	
-20	63325-00		LINE ASSEMBLY	2	
-21	63466-00		LINE ASSEMBLY - Right	1	
-22	67700-58		LINE ASSEMBLY	2	
-23	68467-00		LINE ASSEMBLY	2	
-24	63901-30		HOSE ASSEMBLY - Flexible	1	
-25	63913-10		HOSE - Flexible	1	
-26	477 618	W	NUT - (AN924-4D)	2	
	458 910	W	ELBOW - (AN837-4D)	2	
-27	163356-00		SPRING - Brake handle	1	
-28	63357-00		HANDLE ASSEMBLY - Brake	1	
-29	63914-07		KNOB ASSEMBLY - Parking brake	1	
-30	67135-03		LATCH ASSEMBLY - Brake handle	1	
-31	463 380	W	GRIP - (3/4" x 4 1/2" L)	1	
-32	63900-131		BUSHING - Brake handle	1	
-33	63915-06		DISC - Firewall seal	1	
-34	554 861	W	CLAMP - (SAE TY F4)	2	
-35	458 881	W	ELBOW - (AN821-4D)	2	
-36	458 894	W	ELBOW - (AN822-4D)	1	
-37	458 910	W	ELBOW - (AN837-4D) left	1	
	491 060	W	UNION - (AN832-4D) right	1	
-38	477 618	W	NUT - (AN924-4D)	2	
-39	491 050	W	UNION - (AN815-4D)	2	
-40	424 178	W	PIN - (AN393-19)	1	
	407 584	W	WASHER - (AN960-10L)	2	
	424 051	W	COTTER PIN - (MS24665-132)	1	
-41	400 113	W	BOLT - (AN4-20)	2	
	407 565	W	WASHER - (AN960-416)	6	
	404 101	W	NUT - (AN310-4)	2	
	424 051	W	COTTER PIN - (MS24665-132)	2	
-42	400 876	W	BOLT - (AN23-24A)	1	
	404 887	W	NUT - (MS20365-1032C)	1	
-43	416 994	W	SCREW - (AN526-1032R6)	1	
	407 124	W	WASHER - (AN935-10L)	1	
-44	407 564	W	WASHER - (AN960-10)	3	
-45	417 775	W	SCREW - (AN520-10R8)	5	
	407 584	W	WASHER - (AN960-10L)	5	

When ordering, always specify Part Number, Description, and Serial Number of Aircraft

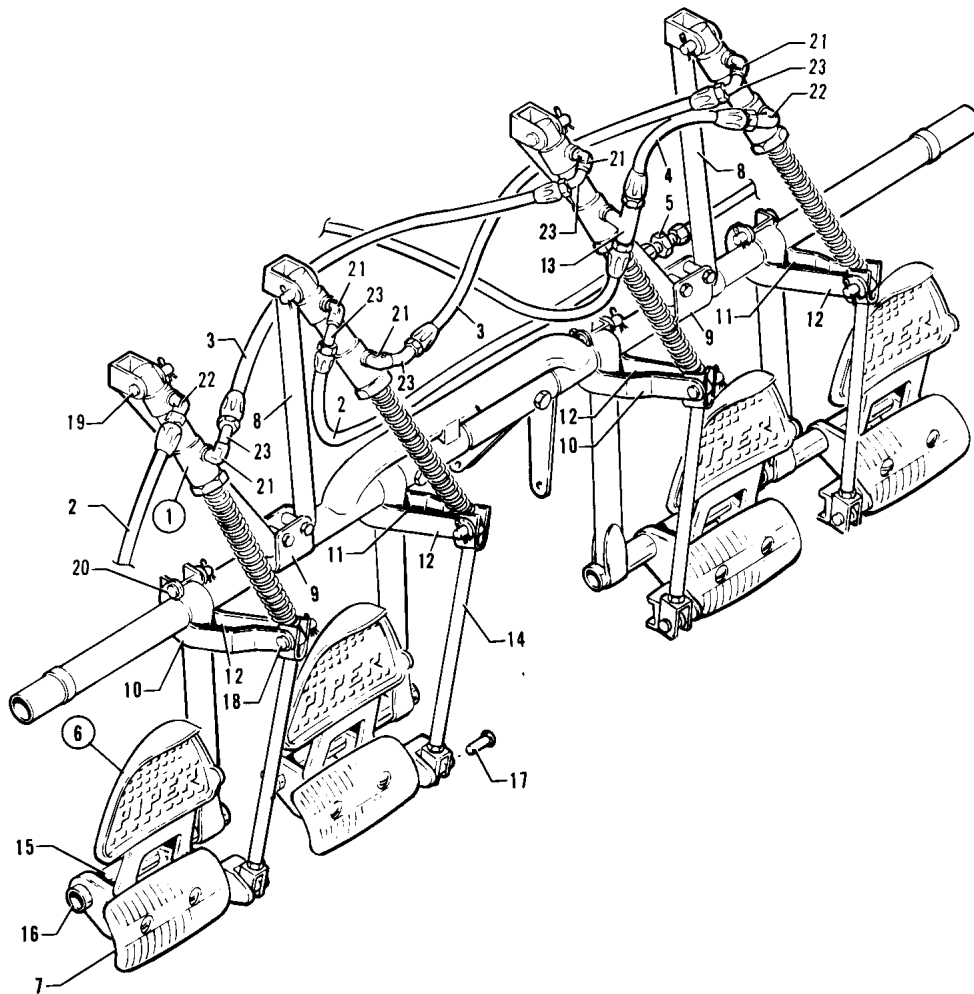


Figure 27. Toe Brake Installation

---

# PIPER PARTS CATALOG

---

## CODE EXPLANATIONS FOR FIGURE 27

A - See Figure 28 for component parts.

W - These parts must be ordered from Service Spares Department, Piper Aircraft, Lock Haven, Penna.



## PIPER PARTS CATALOG

Figure and Index Number	Part Number	Code	Nomenclature	No. Req.	Serial Numbers Affected
27-	35135 63476		DRAWING - Control System Installation DRAWING - Dual Toe Brake Line Installation		
-1	455 968 455 944	A A	CYLINDER ASSEMBLY - Master (10-30) Cleveland CYLINDER ASSEMBLY - Master (17000) Gar-Kenyon	4 4	
-2	63901-09		HOSE ASSEMBLY - Flexible	2	
-3	63901-21		HOSE ASSEMBLY - Flexible	2	
-4	63901-22		HOSE ASSEMBLY - Flexible	1	
-5	491 050	W	UNION - (AN815-4D)	1	
-6	63485-00 63485-02 63485-01 63485-03		PEDAL ASSEMBLY - Toe brake, left, inboard PEDAL ASSEMBLY - Toe brake, left, outboard PEDAL ASSEMBLY - Toe brake, right, inboard PEDAL ASSEMBLY - Toe brake, right, outboard	1 1 1 1	
-7	62867-02		* PAD ASSEMBLY - Brake pedal	1	
-8	63464-00		BRACE ASSEMBLY - Toe brake	2	
-9	63468-00		BRACKET - Toe brake	2	
-10	63469-00		ARM - Toe brake	2	
-11	63469-01		ARM - Toe brake	2	
-12	63470-00		ARM - Toe brake	4	
-13	488 499		TEE - (MS20825-4D)	1	
-14	79430-00		CLEVIS ASSEMBLY - Toe brake	4	
-15	63478-00		SPACER - Toe pedal	4	
-16	453 714		BEARING - Brake pedal (PS10065-37)	8	
-17	424 175 407 584 424 051	W W W	PIN - Flat head (MS20392-2C13) WASHER - (AN960-10L) COTTER PIN - (MS24665-132)	4 4 4	
-18	424 181 407 564 424 051	W W W	PIN - Flat head (MS20392-2C25) WASHER - (AN960-10) COTTER PIN - (MS24665-132)	4 4 4	
-19	424 184 407 564 424 051		PIN - Flat head (MS20392-2C31) WASHER - (AN960-10) COTTER PIN - (MS24665-132)	4 4 4	
-20	424 189 407 584 424 051	W W W	PIN - Flat head (MS20392-2C39) WASHER - (AN960-10L) COTTER PIN - (MS24665-132)	4 4 4	
-21	458 904	W	ELBOW - (AN914-1D)	5	
-22	458 894	W	ELBOW - (MS20822-4D)	2	
-23	458 891	W	ELBOW - (MS20823-4D)	5	

When ordering, always specify Part Number, Description, and Serial Number of Aircraft

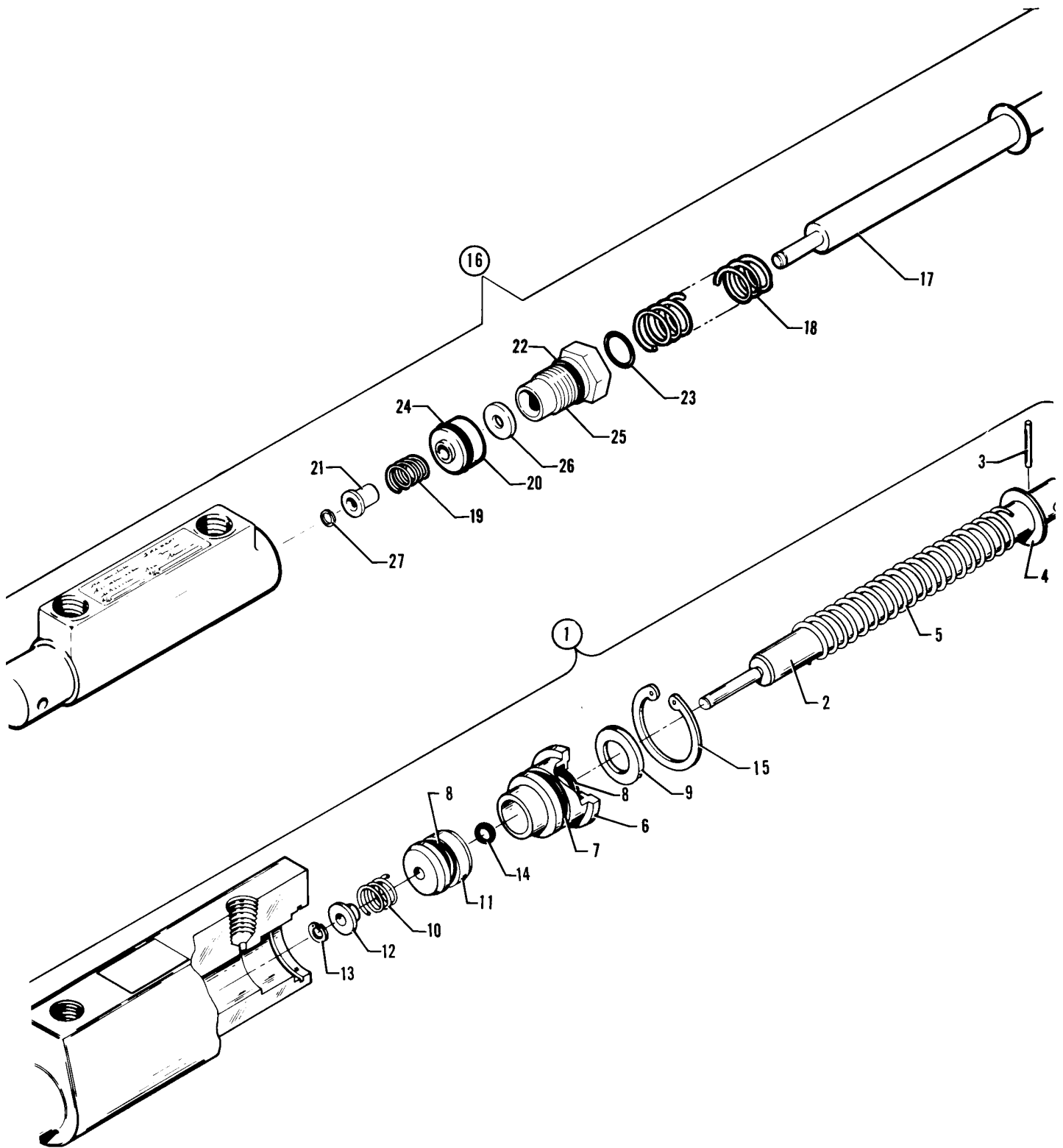


Figure 28. Toe Brake Master Cylinder Assembly

---

# PIPER PARTS CATALOG

---

## CODE EXPLANATIONS FOR FIGURE 28

W - These parts must be ordered from Service Spares Department, Piper Aircraft, Lock Haven, Penna.

## PIPER PARTS CATALOG

Figure and Index Number	Part Number	Code	Nomenclature	No. Req.	Serial Numbers Affected
28-1	455 968		CYLINDER ASSEMBLY - Master (10-30) Cleveland	4	
-2	763 451		* PISTON ROD ASSEMBLY - (182 22)	1	
-3	757 318		** ROLL PIN - (223-00500)	1	
-4	756 622		** WASHER - (095-10100)	1	
-5	756 118	W	** SPRING - (82-9)	1	
-6	755 082		** GLAND - Packing (141-25)	1	
-7	756 018		** "O" RING - (101 -01100)	1	
-8	756 016		** "O" RING - (101-00800)	2	
-9	756 621		** WASHER Wiper (095-01300)	1	
-10	757 580		** SPRING - (082-02100)	1	
-11	763 450		** PISTON - (148-25)	1	
-12	758 457		** BUSHING - (145-58)	1	
-13	762 586		** RING - Snap (T5304-15)	1	
-14	762 585		** "O" RING - (101-1)	1	
-15	762 587		* RING - Snap (155-47)	1	
-16	455 944		CYLINDER ASSEMBLY - Master 117000) Gar-Kenyon	4	
-17	757 480		* PISTON ROD AND RING ASSEMBLY - (95404) includes spring retaining ring	1	
-18	762 276		* SPRING - (17005)	1	
-19	762 277		* SPRING - (17006)	1	
-20	757 479		* PISTON - (17003)	1	
-21	762 275		* SLEEVE - (17007)	1	
-22	752 584		* "O" RING - (MS28775-113)	1	
-23	484 788		* "O" RING - (MS28775-012)	1	
-24	752 585		* "O" RING - (MS28775-110)	1	
-25	754 848		* FITTING - (17002)	1	
-26	494 177		* SEAL - (110 3/16)	1	
-27	762 531	W	* RING - Retaining (XRC-313)	1	

When ordering, always specify Part Number, Description, and Serial Number of Aircraft

# PIPER PARTS CATALOG

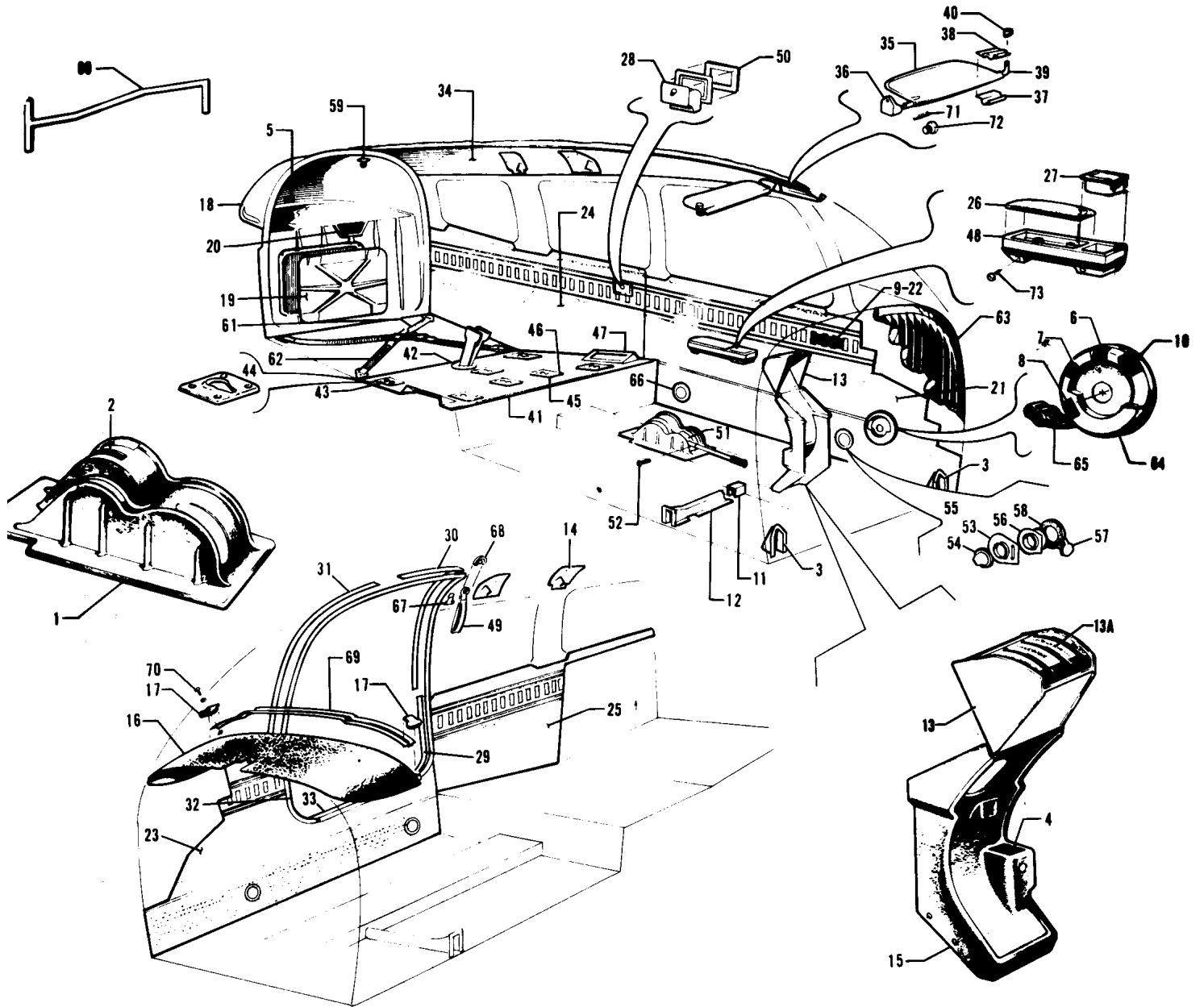


Figure 29. Cockpit Finishing Installation

---

# PIPER PARTS CATALOG

---

## CODE EXPLANATIONS FOR FIGURE 29

- A - When ordering, specify color "bark II" or black.
- B - Used if air conditioning is not installed.
- C - Used if air conditioning is installed.
- W - These parts must be ordered from Service Spares Department, Piper Aircraft, Lock Haven, Penna.

## PIPER PARTS CATALOG

Figure and Index Number	Part Number	Code	Nomenclature	No. Req.	Serial Numbers Affected
29-	79768 99902 66991		DRAWING - Cockpit Finishing Installation DRAWING - Interior Panels Installation DRAWING - Sun Visor Installation		
-1	67785-16		COVER ASSEMBLY - Flap handle, "bark II"	1	
-2	67786-00		* PLACARD - Stabilator trim	1	
-3	78735-02		COVER - Rudder pedal stop bracket	2	
-4	65219-00		PLACARD - Rudder trim	1	
-5	66787-00		PLACARD - "Soft wear only"	1	
-6	69669-169		PLACARD - "R" tank, 36 gallons	1	
-7	69669-170		PLACARD - "L" tank, 36 gallons	1	
-8	99184-02		PLACARD - Fuel off	1	
-9	66987-00		PLACARD - Aircraft limitations	1	
-10	99184-05		PLACARD - Fuel	1	
-11	63144-00		COVER - Fuselage frame, inboard, Sta. 73.04	2	
-12	65674-15	A	COVER ASSEMBLY - Fuselage frame, Sta. 73.04	2	
-13	67232-41	A	COVER ASSEMBLY - Engine controls	1	
-13a	69669-45		* PLACARD - Engine control	1	
-14	78054-02		COVER - Inertia reel, left	1	
	99801-02		COVER - Inertia reel, right	1	
-15	67330-10	A	COVER - Console	1	
-16	67325-00		COVER - Cowl	1	
-17	79125-00		CAP - Trim, left	1	
	79125-01		CAP - Trim, right	1	
-18	79836-02	B	BULKHEAD ASSEMBLY - Rear cabin	1	28-7921002 to 28-7921057 incl.
	36589-03	C	BULKHEAD ASSEMBLY - Rear cabin	1	28-7921002 to 28-7921057 incl.
	79836-02	B	BULKHEAD ASSEMBLY - Rear cabin	1	28-7921058 and up
	36589-02	C	BULKHEAD ASSEMBLY - Rear cabin	1	28-7921058 and up
-19	79445-00		* DOOR ASSEMBLY - Access cover	1	
-20	68399-02		PLACARD - Baggage limitations	1	
-21	579 418		PANEL ASSEMBLY - Left front cockpit, white/camel/black (with heather carpet)	1	
	579 575		PANEL ASSEMBLY - Left front cockpit, olivetone (with palm carpet)	1	
	579 576		PANEL ASSEMBLY - Left front cockpit, midnight blue (with royal blue carpet)	1	28-7921001 to 28-7921050 incl.
	579 357		PANEL ASSEMBLY - Left front cockpit, dark blue (with royal blue carpet)	1	28-7921051 and up
	579 577		PANEL ASSEMBLY - Left front cockpit, raspberry/black (with raspberry carpet)	1	
	579 578		PANEL ASSEMBLY - Left front cockpit, tan/seal (with brown carpet)	1	
-22	79884-02		* PLATE - Placard attachment, left	1	
-23	579 412		PANEL ASSEMBLY - Right front cockpit, white/camel/black (with heather carpet)	1	
	579 567		PANEL ASSEMBLY - Right front cockpit, olivetone (with palm carpet)	1	
	579 568		PANEL ASSEMBLY - Right front cockpit, midnight blue (with royal blue carpet)	1	28-7921001 to 28-7921050 incl.
	579 354		PANEL ASSEMBLY - Right front cockpit, dark blue (with royal blue carpet)	1	28-7921051 and up
	579 569		PANEL ASSEMBLY - Right front cockpit, raspberry/black (with raspberry carpet)	1	

When ordering, always specify Part Number, Description, and Serial Number of Aircraft

## PIPER PARTS CATALOG

Figure and Index Number	Part Number	Code	Nomenclature	No. Req.	Serial Numbers Affected
29-23	579 570		PANEL ASSEMBLY - Right front cockpit, tan/seal (with brown carpet)	1	
-24	579 411		PANEL ASSEMBLY - Left rear cockpit, white/camel/black	1	
	579 563		PANEL ASSEMBLY - Left rear cockpit, olivetone	1	
	579 564		PANEL ASSEMBLY - Left rear cockpit, midnight blue	1	28-7921001 to 28-7921050 incl.
	579 317		PANEL ASSEMBLY - Left rear cockpit, dark blue	1	28-7921051 and up
	579 565		PANEL ASSEMBLY - Left rear cockpit, raspberry/black	1	
	579 566		PANEL ASSEMBLY - Left rear cockpit, tan/seal	1	
-25	579 413		PANEL ASSEMBLY - Right rear cockpit, white/camel/black	1	
	579 571		PANEL ASSEMBLY - Right rear cockpit, olivetone	1	
	579 572		PANEL ASSEMBLY - Right rear cockpit, midnight blue	1	28-7921001 to 7921050 incl.
	579 356		PANEL ASSEMBLY - Right rear cockpit, dark blue	1	28-7921051 and up
	579 573		PANEL ASSEMBLY - Right rear cockpit, raspberry/black	1	
	579 574		PANEL ASSEMBLY - Right rear cockpit, tan/seal	1	
-26	580 731		PAD ASSEMBLY - Armrest, camel	1	
	579 507		PAD ASSEMBLY - Armrest, olivetone	1	
	579 508		PAD ASSEMBLY - Armrest, midnight blue	1	28-7921001 to 28-7921050 incl.
	579 474		PAD ASSEMBLY - Armrest, dark blue	1	28-7921051 and up
	579 509		PAD ASSEMBLY - Armrest, black	1	
	579 510		PAD ASSEMBLY - Armrest, tan	1	
-27	751 345		BOX ASSEMBLY - Ash tray	1	
-28	489 388		ASH RECEIVER - (Complete) Chrome (2A20580)	2	
-29	63142-56		TRIM STRIP - Door frame, bottom, rear	1	
-30	63142-55		TRIM STRIP - Door frame, top, rear	1	
-31	63142-51		TRIM STRIP - Door frame, top, front	1	
-32	69403-03		WINDLACING - Door seal	1	
-33	76191-02		SILL - Door	1	
-34	76462-00		HEADLINER - Cockpit (464 385)	1	
-35	35819-02		BLADE - Sun visor (pilot)	1	
	65866-00		BLADE - Sun visor (copilot)	1	
-36	65865-00		RETAINER - Sun visor	2	
-37	65870-00		CLIP - Sun visor, upper left, lower right	2	
-38	65871-00		CLIP - Sun visor, upper right, lower left	2	
-39	65867-00		ROD - Sun visor	2	
-40	65869-00		BEARING - Sun visor	4	
-41	79828-03		PANEL - Floor	1	
-42	99240-00		RING - Boot attachment	1	
-43	79781-02		PLATE ASSEMBLY - Seat attachment, aft	4	
-44	68094-03		PLATE - Seat attachment, top	4	
-45	99140-03		PLATE - Seat attachment	4	
-46	99141-03		PLATE - Seat attachment	4	
-47	99252-10		COVER - Exhaust vent	2	
-48	66710-16		HOUSING ASSEMBLY - Armrest, left side	1	
-49	79455-00		STRAP - Assist	1	
-50	65269-02		DOUBLER - Ash tray	2	
-51	65672-05		SHIELD - Flap handle cover	1	
-52	15086-00	W	SCREW - Self tapping (4 x 1/4) (486 187)	2	
-53	65735-19	A	FLANGE - Air vent	4	
-54	65735-18	A	CUP - Air vent	4	
-55	68416-02		VENT ASSEMBLY - Air, forward, left	1	
	68416-03		VENT ASSEMBLY - Air, forward, right	1	
-56	68671-00		* VALVE ASSEMBLY - Air vent	1	

When ordering, always specify Part Number, Description, and Serial Number of Aircraft



## PIPER PARTS CATALOG

Figure and Index Number	Part Number	Code	Nomenclature	No. Req.	Serial Numbers Affected
29-57	68499-04		* SHAFT ASSEMBLY - Air vent valve, left	1	
	68499-05		* SHAFT ASSEMBLY - Air vent valve, right	1	
-58	68584-00		GASKET - Air vent	4	
-59	487 629		STUD ASSEMBLY - Coat hanger (KM894-1A)	2	
-60	67336-00		TOW BAR ASSEMBLY	1	
-61	66804-00		STRAP ASSEMBLY - Baggage tie down (tip end)	2	
-62	66805-00		STRAP ASSEMBLY - Baggage tie down (buckle end)	2	
-63	99818-00		BLANKET ASSEMBLY - Firewall	1	
-64	35773-02	A	COVER - Fuel selector	1	
-65	99181-03		HANDLE ASSEMBLY - Fuel selector	1	
-66	68556-00		VENT ASSEMBLY - Air, rear, left	1	
	68556-01		VENT ASSEMBLY - Air, rear, right	1	
-67	76221-00		CLIP - Shoulder harness retaining	1	
-68	79456-00		CAP - Assist strap	1	
-69	99967-00		RETAINER - Glare shield, left	1	
	99968-00		RETAINER - Glare shield, right	1	
-70	515 710	W	SCREW - (PS10084-44-2)	2	
	407 562	W	WASHER - (AN960-6)	2	
	404 909	W	NUT - (MS20365-632C)	2	
-71	484 691		RIVET - Plastic (201-120751-00-0103)	2	
-72	36588-04		SCREW AND POST ASSEMBLY - Retainer	1	
-73	419 594		SCREW - (AN530-10R36)	2	

When ordering, always specify Part Number, Description, and Serial Number of Aircraft

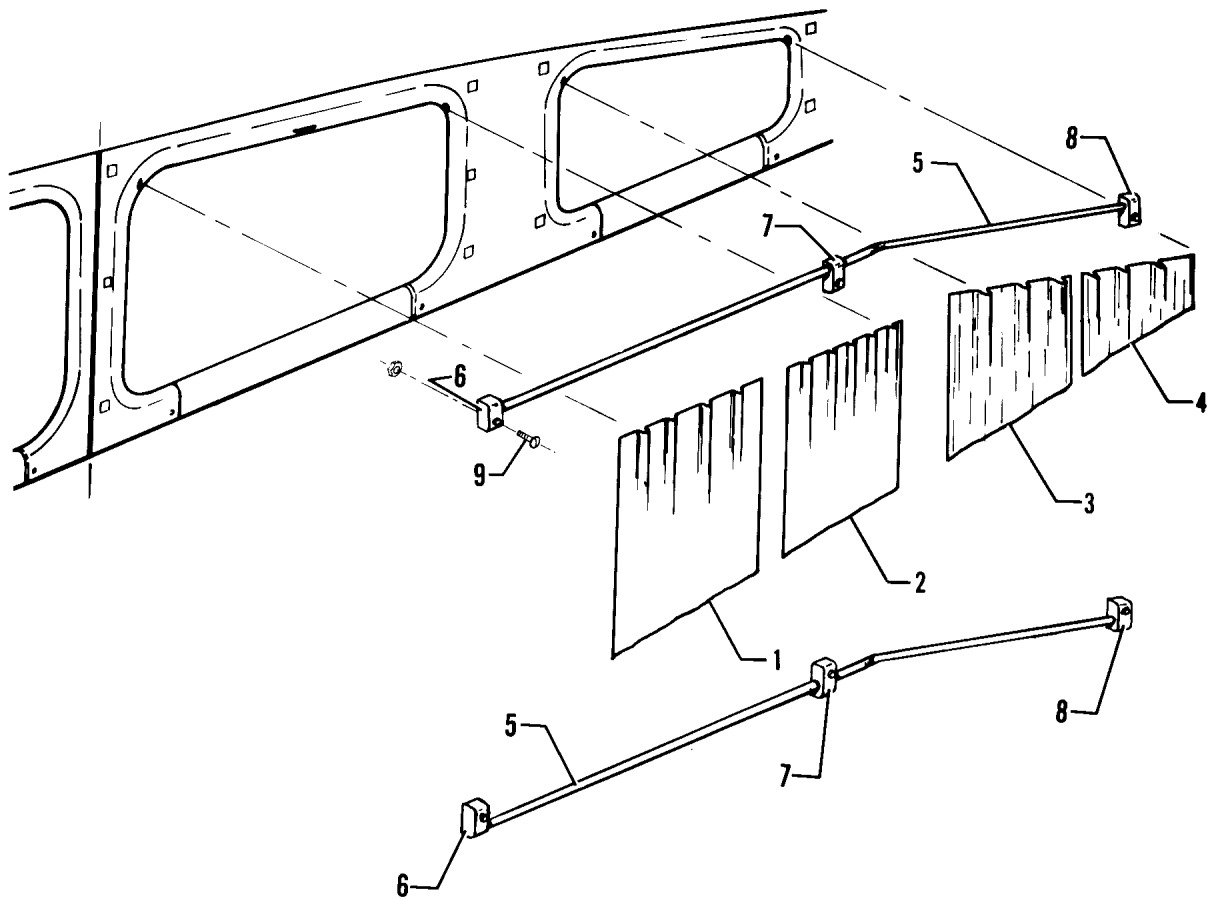


Figure 30. Window Curtains Installation

---

# PIPER PARTS CATALOG

---

## CODE EXPLANATIONS FOR FIGURE 30

W - These parts must be ordered from Service Spares Department, Piper Aircraft, Lock Haven, Penna.

**PIPER PARTS CATALOG**

Figure and Index Number	Part Number	Code	Nomenclature	No. Req.	Serial Numbers Affected
30-	67955		DRAWING - Curtain and Rod Installation		
-1	67968-12		CURTAIN ASSEMBLY - Window, center front, left	1	
	67968-13		CURTAIN ASSEMBLY - Window, center front, right	1	
-2	67968-14		CURTAIN ASSEMBLY - Window, center rear, left	1	
	67968-15		CURTAIN ASSEMBLY - Window, center rear, right	1	
-3	67968-16		CURTAIN ASSEMBLY - Window, rear, left	1	
	67968-17		CURTAIN ASSEMBLY - Window, rear, right	1	
-4	67968-18		CURTAIN ASSEMBLY - Window, rear, left	1	
	67968-19		CURTAIN ASSEMBLY - Window, rear, right	1	
-5	67969-15		ROD - Window curtain	4	
-6	67969-02		BRACKET - Curtain rod attachment, front	4	
-7	67969-04		BRACKET - Curtain rod attachment, center	4	
-8	67969-03		BRACKET - Curtain rod attachment, rear	4	
-9	415 539	W	SCREW - (MS35206-249)	12	
	477 778		NUT - (PS10062-6-2)	12	

When ordering, always specify Part Number, Description, and Serial Number of Aircraft

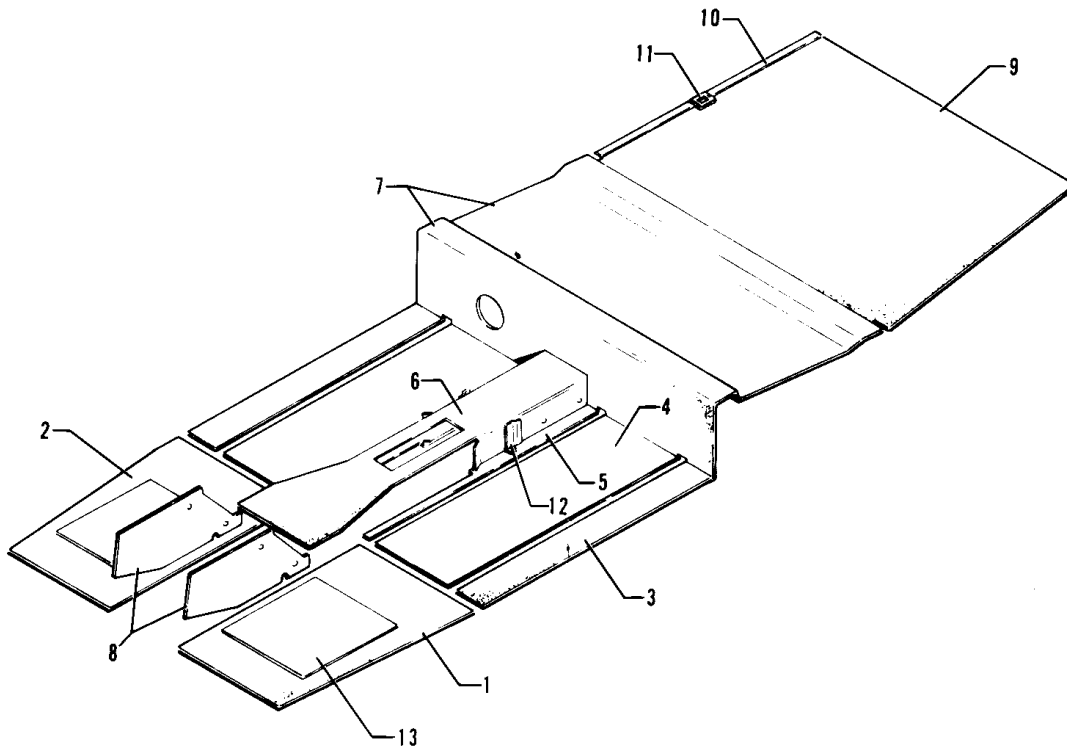


Figure 31. Carpet Installation

---

# PIPER PARTS CATALOG

---

## CODE EXPLANATIONS FOR FIGURE 31

A - Used if sound reduction carpeting is installed.

W - These parts must be ordered from Service Spares Department, Piper Aircraft, Lock Haven, Penna.

**PIPER PARTS CATALOG**

Figure and Index Number	Part Number	Code	Nomenclature	No. Req.	Serial Numbers Affected
31-	79768		DRAWING - Cockpit Finishing Installation		
-1	591 545		CARPET - Floor, front left, heather	1	
	591 700		CARPET - Floor, front left, palm	1	
	591 701		CARPET - Floor, front left, royal blue	1	
	591 702		CARPET - Floor, front left, raspberry	1	
	591 703		CARPET - Floor, front left, brown	1	
	79236-10	A,B	CARPET - Floor, front left	1	
-2	591 547		CARPET - Floor, front right, heather	1	
	591 704		CARPET - Floor, front right, palm	1	
	591 705		CARPET - Floor, front right, royal blue	1	
	591 706		CARPET - Floor, front right, raspberry	1	
	591 707		CARPET - Floor, front right, brown	1	
	79236-11	A,B	CARPET - Floor, front right	1	
-3	591 501		CARPET - Floor, Sta. 74 to Sta. 105, outboard, heather	2	
	591 620		CARPET - Floor, Sta. 74 to Sta. 105, outboard, palm	2	
	591 621		CARPET - Floor, Sta. 74 to Sta. 105, outboard, royal blue	2	
	591 622		CARPET - Floor, Sta. 74 to Sta. 105, outboard, raspberry	2	
	591 623		CARPET - Floor, Sta. 74 to Sta. 105, outboard, brown	2	
	79236-16	A,B	CARPET - Floor, Sta. 74 to Sta. 105, outboard	2	
-4	591 503		CARPET - Floor, Sta. 74 to Sta. 105, center, heather	2	
	591 624		CARPET - Floor, Sta. 74 to Sta. 105, center, palm	2	
	591 625		CARPET - Floor, Sta. 74 to Sta. 105, center, royal blue	2	
	591 626		CARPET - Floor, Sta. 74 to Sta. 105, center, raspberry	2	
	591 627		CARPET - Floor, Sta. 74 to Sta. 105, center, brown	2	
	79236-05	A,B	CARPET - Floor, Sta. 74 to Sta. 105, center	2	
-5	591 549		CARPET - Floor, Sta. 74 to Sta. 105, inboard left, heather	1	
	591 708		CARPET - Floor, Sta. 74 to Sta. 105, inboard left, palm	1	
	591 709		CARPET - Floor, Sta. 74 to Sta. 105, inboard left, royal blue	1	
	591 710		CARPET - Floor, Sta. 74 to Sta. 105, inboard left, raspberry	1	
	591 711		CARPET - Floor, Sta. 74 to Sta. 105, inboard left, brown	1	
	591 551		CARPET - Floor, Sta. 74 to Sta. 105, inboard right, heather	1	
	591 712		CARPET - Floor, Sta. 74 to Sta. 105, inboard right, palm	1	
	591 713		CARPET - Floor, Sta. 74 to Sta. 105, inboard right, royal blue	1	
	591 714		CARPET - Floor, Sta. 74 to Sta. 105, inboard right, raspberry	1	
	591 715		CARPET - Floor, Sta. 74 to Sta. 105, inboard right, brown	1	
-6	591 543		CARPET - Tunnel, top, heather	1	
	591 696		CARPET - Tunnel, top, palm	1	
	591 697		CARPET - Tunnel, top, royal blue	1	
	591 698		CARPET - Tunnel, top, raspberry	1	
	591 699		CARPET - Tunnel, top, brown	1	
-7	591 585		CARPET - Floor, sparbox and rear, heather	1	
	591 588		CARPET - Floor, sparbox and rear, palm	1	
	591 589		CARPET - Floor, sparbox and rear, royal blue	1	
	591 590		CARPET - Floor, sparbox and rear, raspberry	1	
	591 591		CARPET - Floor, sparbox and rear, brown	1	
-8	591 497		CARPET - Tunnel, left side, heather	1	
	591 612		CARPET - Tunnel, left side, palm	1	
	591 613		CARPET - Tunnel, left side, royal blue	1	
	591 614		CARPET - Tunnel, left side, raspberry	1	
	591 615		CARPET - Tunnel, left side, brown	1	
	591 499		CARPET - Tunnel, right side, heather	1	
	591 616		CARPET - Tunnel, right side, palm	1	
	591 617		CARPET - Tunnel, right side, royal blue	1	

When ordering, always specify Part Number, Description, and Serial Number of Aircraft

**PIPER PARTS CATALOG**

<b>Figure and Index Number</b>	<b>Part Number</b>	<b>Code</b>	<b>Nomenclature</b>	<b>No. Req.</b>	<b>Serial Numbers Affected</b>
31-8	591 618		CARPET - Tunnel, right side, raspberry	1	
	591 619		CARPET - Tunnel, right side, brown	1	
-9	591 491		CARPET - Baggage compartment, heather	1	
	591 608		CARPET - Baggage compartment, palm	1	
	591 609		CARPET - Baggage compartment, royal blue	1	
	591 610		CARPET - Baggage compartment, raspberry	1	
	591 611		CARPET - Baggage compartment, brown	1	
-10	63185-06		TRIMSTRIP - Baggage compartment	1	
-11	63293-00		PLATE - Striker, baggage door	1	
-12	99433-00		CLIP - Carpet, left	1	
	99433-01		CLIP - Carpet, right	1	
-13	63130-02		PLATE - Heel	2	

When ordering, always specify Part Number, Description, and Serial Number of Aircraft



# PIPER PARTS CATALOG

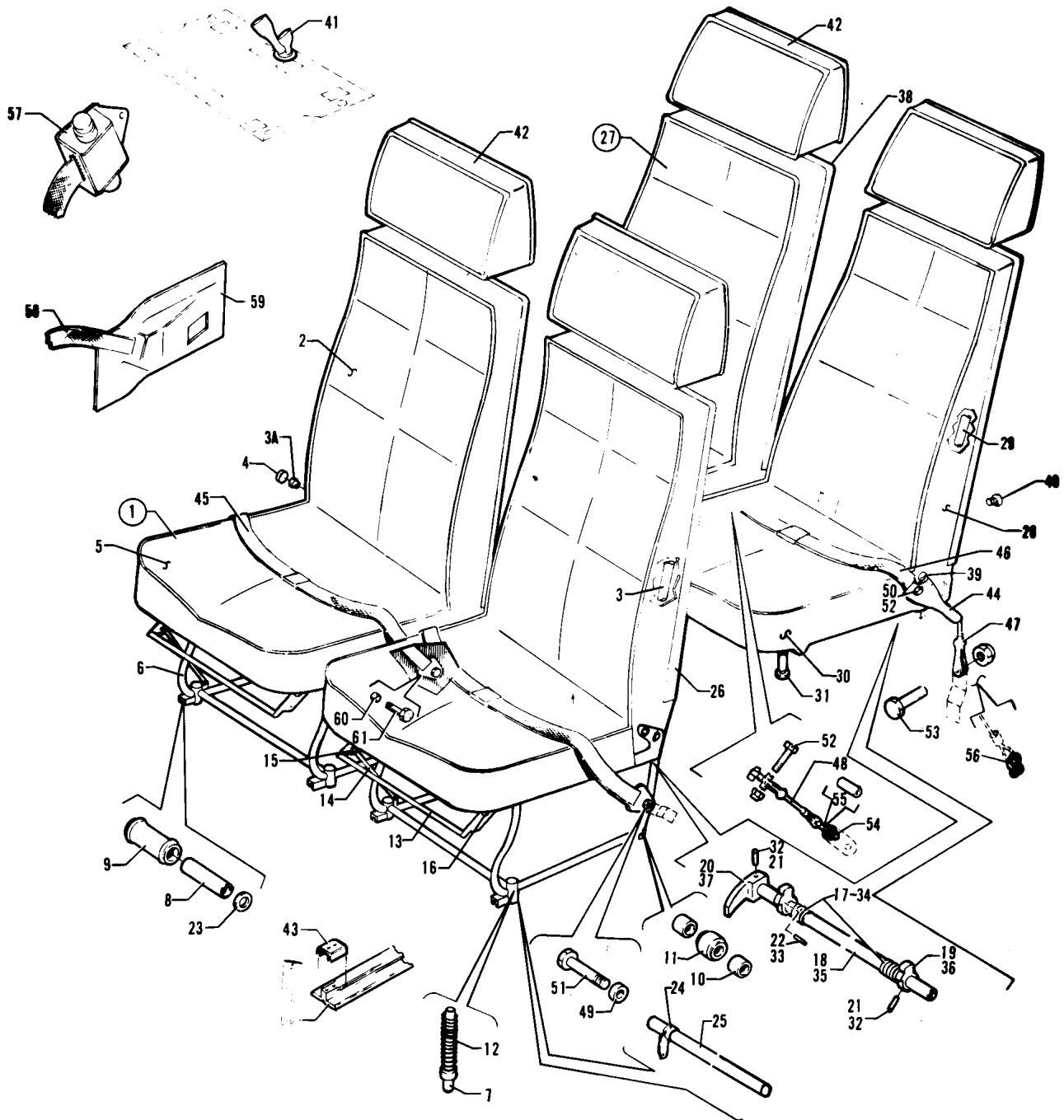


Figure 32. Seats Installation

---

# PIPER PARTS CATALOG

---

## CODE EXPLANATIONS FOR FIGURE 32

NOTE: Refer to Figure 33 if vertically adjustable front seats are installed.

A - When ordering specify color red, blue, gold, navajo sepia, or navajo cactus. Specify trim color black or camel.

B - When ordering specify color olivetone, raspberry, or tan.

C - Before ordering, ascertain O.D. at center of seat roller. If O.D. of roller measures .42, (2) rollers P/N 87332-02 must be ordered. If O.D. of roller measures .62, order roller (s) as required.

W - These parts must be ordered from Service Spares Department, Piper Aircraft, Lock Haven, Penna.

## PIPER PARTS CATALOG

Figure and Index Number	Part Number	Code	Nomenclature	No. Req.	Serial Numbers Affected
32-	76170 79164		DRAWING - Seats Installation DRAWING - Shoulder Harness Installation		
-1	79337-21 79337-43 79337-22 79337-44	A B A B	SEAT ASSEMBLY - Front, left SEAT ASSEMBLY - Front, left (Luxurious) SEAT ASSEMBLY - Front, right SEAT ASSEMBLY - Front, right (Luxurious)	1 1 1 1	
-2	79337-16 79337-27 79337-17 79337-28	A B A B	* CUSHION AND FRAME ASSEMBLY - Back, left * CUSHION AND FRAME ASSEMBLY - Back, left (Luxurious) * CUSHION AND FRAME ASSEMBLY - Back, right * CUSHION AND FRAME ASSEMBLY - Back, right (Luxurious)	1 1 1 1	
-3	79555-00 79555-01		** FRAME ASSEMBLY - Back, left ** FRAME ASSEMBLY - Back, right	1 1	
-3a	453 732	W	*** BUSHING - Seat back, right (PS10064-375-4)	1	
-4	79554-02		** KNOB - Seat back release, right	1	
-5	79337-23 79337-32 79337-24 79337-33	A B A B	* CUSHION AND FRAME ASSEMBLY - Bottom, left * CUSHION AND FRAME ASSEMBLY - Bottom, left (Luxurious) * CUSHION AND FRAME ASSEMBLY - Bottom, right * CUSHION AND FRAME ASSEMBLY - Bottom, right (Luxurious)	1 1 1 1	
-6	79819-02 79819-03		** FRAME ASSEMBLY - Bottom, left ** FRAME ASSEMBLY - Bottom, right	1 1	
-7	76175-03		*** PLUNGER - Seat bottom	2	
-8	95061-106		*** SPACER - Seat roller, front legs	2	
-9	87332-02	C	*** ROLLER - Seat track, front legs	2	
-10	95061-161		*** SPACER - Seat roller, aft legs	4	
-11	452 386		*** ROLLER - Aft legs (NAS506-4)	2	
-12	587 299		*** SPRING - Seat plunger (LC-038F-6SS)	2	
-13	79207-00		*** HANDLE ASSEMBLY - Seat release	1	
-14	79322-06		*** ROD - Seat release mechanism (9.60`` L)	1	
-15	407 561 406 369	W	*** WASHER - (AN960-4) *** NUT - (A1037-012-3)	2 2	
-16	400 002 494 040 404 836	W	*** BOLT - (AN4-5A) *** WASHER - (PS10011-12) Nylon *** NUT - (MS20364-428C)	2 6 2	
-17	19336-00 19336-01	W W	*** SPRING - Seat back adjustment, inboard *** SPRING - Seat back adjustment, outboard	1 1	
-18	79230-00		*** TUBE - Reclining mechanism	1	
-19	19365-02	W	*** CAM - Reclining seat	2	
-20	79442-00		*** HANDLE - Seat back adjustment	1	
-21	480 701	W	*** PIN - Roll (59-028-125-0625)	3	
-22	480 732	W	*** PIN - Roll (59-040-187-0937)	2	
-23	62833-78		*** WASHER - Seat roller	8	
-24	76178-00		*** ARM ASSEMBLY - Seat latch	1	
-25	76172-00		*** BELLCRANK ASSEMBLY - Seat latch	1	
-26	78041-00 78041-09		* COVER - Seat back, "bark II`` * COVER - Seat back (Luxurious)	1 1	
-27	96827-22 96827-29 96827-23 96827-30	A B A B	SEAT ASSEMBLY - Rear, left SEAT ASSEMBLY - Rear, left (Luxurious) SEAT ASSEMBLY - Rear, right SEAT ASSEMBLY - Rear, right (Luxurious)	1 1 1 1	
-28	79337-16 79337-27	A B	* CUSHION AND FRAME ASSEMBLY - Seat back, left and right * CUSHION AND FRAME ASSEMBLY - Seat back, left and right (Luxurious)	1 1	
-29	79555-00		** FRAME ASSEMBLY - Seat back	1	

When ordering, always specify Part Number, Description, and Serial Number of Aircraft

## PIPER PARTS CATALOG

Figure and Index Number	Part Number	Code	Nomenclature	No. Req.	Serial Numbers Affected
32-30	96827-26	A	* CUSHION AND FRAME ASSEMBLY - Bottom, left	1	
	96827-31	B	* CUSHION AND FRAME ASSEMBLY - Bottom, left (Luxurious)	1	
	96827-27	A	* CUSHION AND FRAME ASSEMBLY - Bottom, right	1	
	96827-32	B	* CUSHION AND FRAME ASSEMBLY - Bottom, right (Luxurious)	1	
-31	99077-16		** FRAME ASSEMBLY - Seat bottom, left	1	
	99077-17		** FRAME ASSEMBLY - Seat bottom, right	1	
-32	480 701	W	*** PIN - Roll (59-028-125-0625)	3	
-33	480 732	W	*** PIN - Roll (59-040-187-0937)	2	
-34	19336-00	W	*** SPRING - Seat back adjustment, inboard	1	
	19336-01	W	*** SPRING - Seat back adjustment, outboard	1	
-35	19392-15	W	*** TUBE - Reclining mechanism	2	
-36	19365-02	W	*** CAM - Reclining seat	2	
-37	79442-00		*** HANDLE - Seat back adjustment	1	
-38	78041-02		* COVER ASSEMBLY - Rear seat, back, "bark II"	1	
	78041-10	B	* COVER ASSEMBLY - Rear seat, back (Luxurious)	1	
-39	400 916	W	* BOLT - (AN24-26A)	2	
	407 565	W	* WASHER - (AN960-416)	2	
	477 709	W	* NUT - (26C-048)	2	
-40	67958-02	B	* BUTTON ASSEMBLY - Seat back	3	
-41	99242-13		BOOT ASSEMBLY - Seat belt	1	
-42	79764-02	A	HEADREST ASSEMBLY - Complete (10`` high)	4	
	79337-18	A	HEADREST ASSEMBLY - Complete (8`` high)	4	
	79337-41	B	HEADREST ASSEMBLY - Complete (6`` high) Luxurious	4	
	79764-04	B	HEADREST ASSEMBLY - Complete (10`` high) Luxurious	4	
-43	62654-00		STOP - Seat	8	
-44	68022-14		BOOT - Seat belt attachment	2	
-45	551 390		BELT ASSEMBLY - Safety, front (PS50039-4-2A)	2	
-46	551 374		BELT ASSEMBLY - Safety, rear (PS50039-4-3)	2	
-47	96908-00		CABLE ASSEMBLY - Seat belt attachment, rear, outboard	2	
-48	96908-00		CABLE ASSEMBLY - Seat belt attachment, rear, inboard	2	
-49	63900-145		BUSHING - Front seat safety belt attachment	2	
-50	63900-149		BUSHING - Rear seat safety belt attachment	4	
-51	401 269	W	BOLT - (AN3-10A)	2	
-52	401 187	W	BOLT - (AN5-7A)	4	
	407 566	W	WASHER - (AN960-516)	4	
	404 837	W	NUT - (MS20364-524C)	4	
-53	400 004	W	BOLT - (AN4-7A)	2	
	407 565	W	WASHER - (AN960-416)	2	
	404 888	W	NUT - (MS20365-428C)	2	
-54	401 355	W	BOLT - (AN5-15A)	1	
	407 566	W	WASHER - (AN960-516)	1	
	404 889	W	NUT - (MS20365-524C)	1	
-55	95061-91		BUSHING - Rear seat cable attachment	1	
-56	486 560		SHACKLE - (MS20115F5)	2	
-57	452 680		BELT ASSEMBLY - Shoulder, front (PS50039-4-20)	2	
-58	452 679		BELT ASSEMBLY - Shoulder, rear (PS50039-4-19)	2	
-59	99920-02		COVER ASSEMBLY - Inertia reel, left	1	
	99920-03		COVER ASSEMBLY - Inertia reel, right	1	
-60	95061-186		BUSHING - Front seat safety belt attachment, left (.25`` L)	1	
	95061-180		BUSHING - Front seat safety belt attachment, right (.34`` L)	1	
-61	400 863	W	BOLT - (AN23-11A), left	1	
	401 269	W	BOLT - (AN3-10A), right	1	
-62	62557-04		TRACK - Seat	4	

When ordering, always specify Part Number, Description, and Serial Number of Aircraft

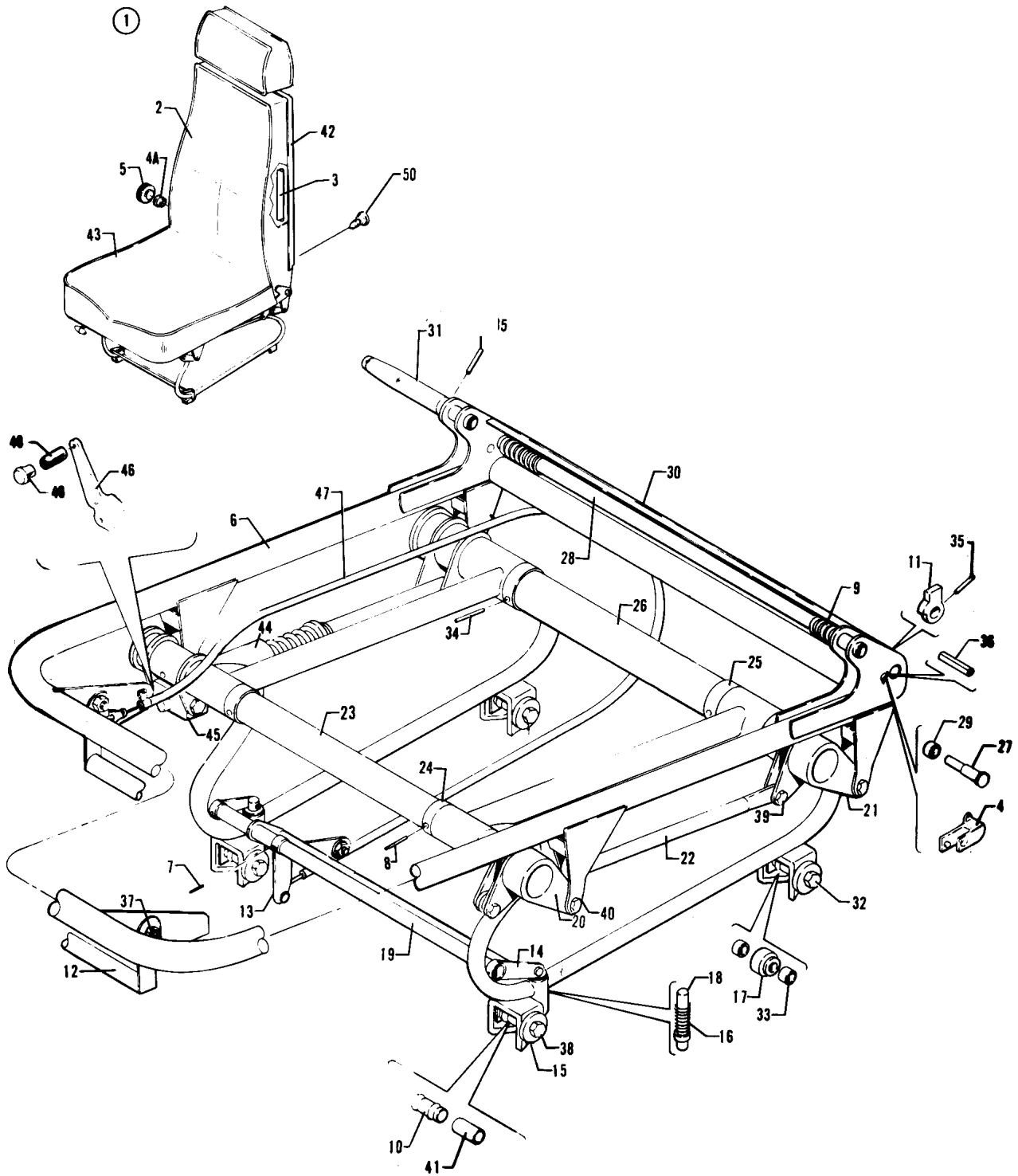


Figure 33. Vertically Adjustable Front Seat Assembly

---

# PIPER PARTS CATALOG

---

## CODE EXPLANATIONS FOR FIGURE 33

- A - When ordering specify color red, blue, gold, navajo sepia, or navajo cactus. Specify trim color black or camel.
- B - When ordering specify color olivetone, raspberry, or tan.
- C - Used if a welded bellcrank assembly is installed.
- D - Used if a forged bellcrank assembly is installed.
- E - Before ordering, ascertain O.D. at center of seat roller. If O.D. of roller measures .42, (2) rollers P/N 87332-02 must be ordered. If O.D. of roller measures .62, order roller (s) as required.
- W - These parts must be ordered from Service Spares Department, Piper Aircraft, Lock Haven, Penna.

## PIPER PARTS CATALOG

Figure and Index Number	Part Number	Code	Nomenclature	No. Req.	Serial Numbers Affected
33-1	79591-02	A	SEAT ASSEMBLY - Adjustable front, left	1	
	79591-04	B	SEAT ASSEMBLY - Adjustable front, left (Luxurious)	1	
	79591-03	A	SEAT ASSEMBLY - Adjustable front, right	1	
	79591-05	B	SEAT ASSEMBLY - Adjustable front, right (Luxurious)	1	
-2	79337-16	A	* CUSHION ASSEMBLY - Back, left	1	
	79337-27	B	* CUSHION ASSEMBLY - Back, left (Luxurious)	1	
	79337-17	A	* CUSHION ASSEMBLY - Back, right	1	
	79337-28	B	* CUSHION ASSEMBLY - Back, right (Luxurious)	1	
-3	79555-00		** FRAME ASSEMBLY - Back, left	1	
	79555-01		** FRAME ASSEMBLY - Back, right	1	
-4	99718-05		*** STOP ASSEMBLY - Seat latch	1	
-4a	453 732	W	*** BUSHING - Seat back, right (PS10064-375-4)	1	
-5	79554-02		** KNOB - Seat back release, right	1	
-6	79539-02		* FRAME ASSEMBLY - Bottom, left	1	
	79539-03		* FRAME ASSEMBLY - Bottom, right	1	
-7	480 777		** PIN - (MS9048-100) .50 long	3	
	480 592		** PIN - (MS9048-101) .56 long	3	
-8	480 789		** PIN - (MS9048-170)	4	
-9	19336-00	W	** SPRING - Seat back adjustment, left	1	
	19336-01	W	** SPRING - Seat back adjustment, right	1	
-10	87332-02	E	** ROLLER - Seat track, front legs	2	
-11	19365-02	W	** CAM - Reclining seat	2	
-12	79207-00		** HANDLE ASSEMBLY - Seat release	1	
-13	76187-00		** ARM ASSEMBLY - Seat release	1	
-14	36858-02		** ARM ASSEMBLY - Seat latch (forged)	2	
-15	62833-78		** WASHER	8	
-16	587 299		** SPRING - Seat plunger (LC-038F-6SS)	2	
-17	452 386		** ROLLER - (NAS506-4)	2	
-18	76175-00		** PLUNGER	2	
-19	76172-03		** TUBE - Bellcrank	1	
-20	36856-02		** BELLCRANK ASSEMBLY - Forward (forged)	1	
-21	36857-02		** BELLCRANK ASSEMBLY - Aft (forged)	1	
-22	76342-00		** LINK ASSEMBLY - Seat	1	
-23	76343-00		** TUBE ASSEMBLY - Forward	1	
-24	76351-02		** BUSHING - Seat	2	
-25	76351-03		** BUSHING - Seat	2	
-26	37848-02		** TUBE ASSEMBLY - Aft	1	
-27	79229-00		** BEARING SHAFT - Seat release, right	1	
-28	79230-02		** TUBE - Seat reclining	1	
-29	79235-00		** BUSHING - Seat back release, right	1	
-30	76176-00		** COVER - Reclining seat	1	
-31	79442-02		** HANDLE - Seat back adjustment, black	1	
-32	401 318	W	** BOLT - (AN4-20A)	2	
	477 708		** NUT - (26C-048)	2	
-33	95061-161		** SPACER - Seat	4	
-34	480 801		** PIN - (MS9048-173) (1.37 L)	4	
-35	480 701	W	** PIN - Roll (59-028-125-0625)	3	
-36	480 732	W	** PIN - Roll (59-040-187-0937)	2	
-37	400 002	W	** BOLT - (AN4-5A)	2	
	494 040		** WASHER - (PS10011-12)	6	
	404 836	W	** NUT - (MS20364-428C)	2	
-38	401 318	W	** BOLT - (AN4-20A)	2	
	404 888	W	** NUT - (MS20365-428C)	2	

When ordering, always specify Part Number, Description, and Serial Number of Aircraft

Figure and Index Number	Part Number	Code	Nomenclature	No. Req.	Serial Numbers Affected
33-39	424 205	C	** PIN - (MS20392-3C17)	2	
	424 204	D	** PIN - (MS20392-3C15)	2	
	407 565	C,W	** WASHER - (AN960-416)	2	
	407 585	D,W	** WASHER - (AN960-416L)	2	
	424 051	W	** COTTER PIN - (MS24665-132)	2	
-40	424 172		** PIN - (MS20392-2C11)	4	
	407 564	W	** WASHER - (AN960-10)	4	
	424 051	W	** COTTER PIN - (MS24665-132)	4	
-41	95061-106		** SPACER	2	
-42	78041-00		* COVER ASSEMBLY - Seat back, "bark II"	1	
	78041-09	B	* COVER ASSEMBLY - Seat back, (Luxurious)	1	
-43	556 469		* COVER ASSEMBLY - Seat bottom, red with black trim	1	
	556 470		* COVER ASSEMBLY - Seat bottom, blue with black trim	1	
	556 471		* COVER ASSEMBLY - Seat bottom, gold with black trim	1	
	555 884		* COVER ASSEMBLY - Seat bottom navajo sepia with camel trim	1	
	555 885		* COVER ASSEMBLY - Seat bottom, navajo cactus with camel trim	1	
	555 888		* COVER ASSEMBLY - Seat bottom, navajo sepia with black trim	1	
	555 889		* COVER ASSEMBLY - Seat bottom, navajo cactus with black trim	1	
	556 472		* COVER ASSEMBLY - Seat bottom, red with camel trim	1	
	556 473		* COVER ASSEMBLY - Seat bottom, blue with camel trim	1	
	556 474		* COVER ASSEMBLY - Seat bottom, gold with camel trim	1	
	556 236		* COVER ASSEMBLY - Seat bottom, olivetone (Luxurious)	1	
	556 237		* COVER ASSEMBLY - Seat bottom, midnight blue (Luxurious)	1	28-7921001 to 28-7921050 incl.
	556 705		* COVER ASSEMBLY - Seat bottom, dark blue (Luxurious)	1	28-7921051 and up
	556 238		* COVER ASSEMBLY - Seat bottom, raspberry (Luxurious)	1	
	556 239		* COVER ASSEMBLY - Seat bottom, tan (Luxurious)	1	
-44	587 404		* CONTROL ASSEMBLY - Seat adjustment (Gas Spring Corp. P/N 06-10-080-310-025)	1	
-45	37902-06		* ADAPTER - Seat control	1	
-46	37902-08		* CONTROL ARM - Actuator	1	
-47	554 422		* CABLE ASSEMBLY - Seat track release (crew operated, 27") (PS50146-8-1)	1	
-48	37902-05		* BUSHING - Actuator	1	
-49	471 084		* KNOB - Actuator (233)	1	
-50	67958-02	B	* BUTTON ASSEMBLY - Seat back	3	

When ordering, always specify Part Number, Description, and Serial Number of Aircraft



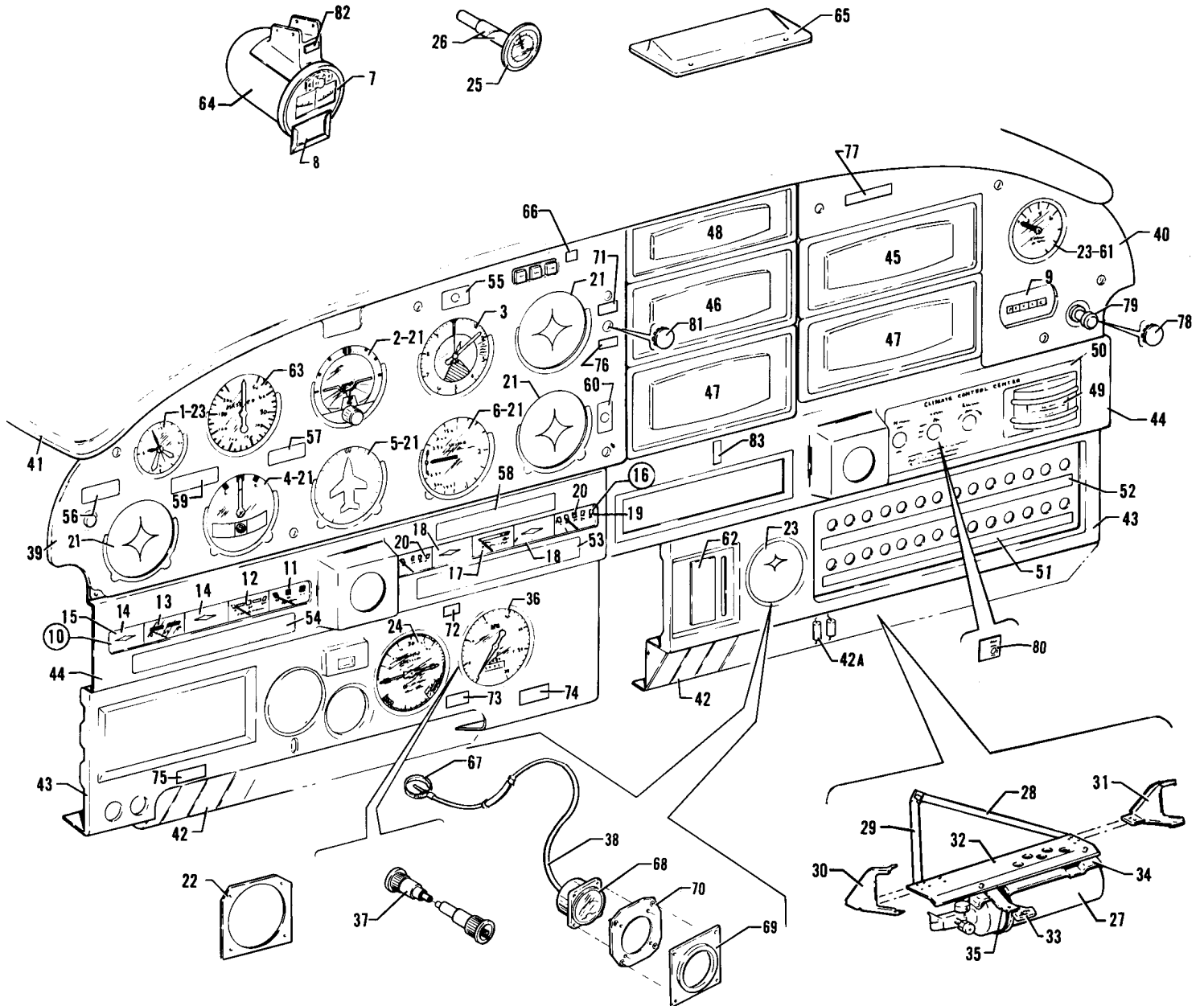


Figure 34. Instrument Panel Installation

---

# PIPER PARTS CATALOG

---

## CODE EXPLANATIONS FOR FIGURE 34

- A - When ordering specify color bark II or black.
- B - When ordering specify color camel, black, or mocha.
- C - Used if air conditioning is installed.
- D - Used if fresh air blower is installed.
- E - Used on right hand shin guard channel assembly only.
- W - These parts must be ordered from Service Spares Department, Piper Aircraft, Lock Haven, Penna.

## PIPER PARTS CATALOG

Figure and Index Number	Part Number	Code	Nomenclature	No. Req.	Serial Numbers Affected
34-	35800		DRAWING - Instrument Panel Installation		
	79043		DRAWING - Instrument Panel Cover Installation		
	37872		DRAWING - Fire Extinguisher Installation		
-1	548 679		INSTRUMENT - Clock, electric (CA7287)	1	
-2	99002-03		INSTRUMENT - Gyro Horizon (Edo-Aire 5000B-9)	1	
	99002-08		INSTRUMENT - Gyro Horizon (Aeritalia S.P.A. 36101P)	1	
-3	550 493	W	INSTRUMENT - Altimeter, sensitive (scale in inches of mercury to 20,000 feet)	1	
	550 491	W	INSTRUMENT - Altimeter, sensitive (scale in millibars to 20,000 feet)	1	
	550 489	W	INSTRUMENT - Altimeter, sensitive (scale in inches of mercury to 35,000 feet)	1	
	550 488	W	INSTRUMENT - Altimeter, sensitive (scale in millibars to 35,000 feet)	1	
	548 039	W	INSTRUMENT - Altimeter, encoding (scale in inches of mercury to 35,000 feet)	1	
	548 040		INSTRUMENT - Altimeter, encoding (scale in millibars to 35,000 feet)	1	
	548 407		INSTRUMENT - Altimeter, encoding (scale in inches of mercury and millibars to 35,000 feet)	1	
-4	550 483		INSTRUMENT - Turn and bank (1234T100-5) electric	1	
	548 190		INSTRUMENT - Turn coordinator (1394T100) electric	1	
-5	99003-03		INSTRUMENT - Directional gyro (Edo-Aire 4000B-9)	1	
	99003-07		INSTRUMENT - Directional gyro (Aeritalia S.P.A. 31101P)	1	
-6	99010-05		INSTRUMENT - Rate of climb	1	
-7	67462-06		COMPASS ASSEMBLY	1	
-8	79650-02		* HOLDER - Compass card	1	
-9	36660-02		INDICATOR - Engine hour meter	1	
-10	95241-21		CLUSTER ASSEMBLY - Instrument, left	1	
-11	37337-00		* INSTRUMENT - Ammeter	1	
-12	37338-00		* INSTRUMENT - Oil temperature	1	
-13	37340-00		* INSTRUMENT - Oil pressure	1	
-14	79376-00		* COVER - Instrument cluster	2	
-15	79381-00		* LENS - Cluster assembly	1	
-16	95241-22		CLUSTER ASSEMBLY - Instruments, right	1	
-17	35798-02		* GAUGE - Cylinder head temperature	1	
-18	79376-00		* COVER - Instrument cluster	2	
-19	79381-00		* LENS - Cluster assembly	1	
-20	38224-03		INSTRUMENT - Fuel gauge, left and right	2	
-21	67431-00		PLATE - Instrument panel	7	
-22	99214-00		PLATE - Support	AR	
-23	67431-04		PLATE - Instrument panel	3	
-24	35711-02		INSTRUMENT - Manifold pressure and fuel flow gauge	1	
-25	99479-02		INDICATOR - Outside air temperature	1	
-26	79314-00		SPACER - Air temperature indicator, inner	1	
	79314-02		SPACER - Air temperature indicator, outer	1	
-27	459 849		EXTINGUISHER - Fire (HA1014-01)	1	
-28	37872-03		BRACE - Fire extinguisher support	1	
-29	37872-04		BRACE - Fire extinguisher support	1	
-30	37872-05		BRACKET ASSEMBLY - Fire extinguisher	1	
-31	37872-07		BRACKET ASSEMBLY - Fire extinguisher	1	
-32	35680-26		BRACKET ASSEMBLY - Fire extinguisher	1	
-33	35680-11		TAB ASSEMBLY - Fire extinguisher	1	
-34	35680-12		BRACKET ASSEMBLY - Fire extinguisher	1	
-35	35680-22		BRACKET ASSEMBLY - Fire extinguisher	1	
-36	37629-02		INSTRUMENT - Tachometer	1	
-37	486 594		SHAFT - Tachometer (PS50044-6)	1	

When ordering, always specify Part Number, Description, and Serial Number of Aircraft

## PIPER PARTS CATALOG

Figure and Index Number	Part Number	Code	Nomenclature	No. Req.	Serial Numbers Affected
34-38	756 683		WIRE ASSEMBLY - EGT gauge (Alcor)	1	
-39	79044-07	A	COVER ASSEMBLY - Instrument panel, upper left	1	28-7921001 to 28-7921041 incl.
	36567-03	A	COVER ASSEMBLY - Instrument panel, upper left	1	28-791042 and up
-40	99959-05	A	COVER ASSEMBLY - Instrument panel, upper right	1	
-41	99952-00		SHIELD ASSEMBLY - Glare	1	
-42	99950-00	B	CHANNEL ASSEMBLY - Shin guard, right	1	
	76205-00	B	CHANNEL ASSEMBLY - Shin guard, left	1	
-42a	461 629	E	* FUSE - (311005)	2	
-43	66918-18	A	COVER ASSEMBLY - Instrument panel, lower left	1	
	79527-02	A	COVER ASSEMBLY - Instrument panel, lower right	1	
-44	67228-09	A	COVER ASSEMBLY - Instrument panel, upper left	1	
	67229-07		COVER ASSEMBLY - Instrument panel, upper right	1	
	99513-05	C	COVER ASSEMBLY - Instrument panel, upper right	1	
	76311-03	D	COVER ASSEMBLY - Instrument panel, upper right	1	
-45	99059-06	A	COVER ASSEMBLY - Radio opening (6.56 x 2.90)	1	
-46	99060-06	A	COVER ASSEMBLY - Radio opening (6.56 x 3.25)	1	
-47	99061-06	A	COVER ASSEMBLY - Radio opening (6.56 x 3.56)	2	
-48	99062-06	A	COVER ASSEMBLY - Radio opening (6.50 x 1.78)	1	
-49	35669-28		PLACARD - Heater and defrost (lift to actuate)	1	
-50	79112-02		PLACARD - Climate control center	1	
-51	69669-16		PLACARD - Circuit protector, lower	1	
-52	35669-77		PLACARD - Circuit protector, upper	1	28-7921001 to 28-7921091 incl.
	35669-131		PLACARD - Circuit protector, upper	1	28-7921092 and up
-53	35669-36		PLACARD - Landing checklist	1	
-54	69669-163		PLACARD - Take-off checklist	1	
-55	69669-39		PLACARD - Annunciator, press to test	1	
-56	67428-00		PLACARD - Maneuvering limitations	1	
-57	35669-123		PLACARD - Maneuvering speed	1	
-58	69669-176		PLACARD - Fuel	1	
-59	76222-00		PLACARD - Crosswind component	1	
-60	99921-00		PLACARD - Air conditioning door light	1	
-61	99480-00		GAUGE - Suction	1	
-62	69545-00		PLACARD - Alternate air	1	
-63	548 271		INSTRUMENT - Airspeed indicator, knots (PS50049-49S-2)	1	
	548 272		INSTRUMENT - True airspeed, knots (PS50049-49T-2)	1	
-64	79600-00		HOUSING ASSEMBLY - Compass	1	
-65	79404-00		COVER - Radio cooling trim	1	
-66	69669-101		PLACARD - Emergency fuel on	1	
-67	757 492		PROBE ASSEMBLY - EGT gauge (Alcor)	1	
-68	755 053		GAUGE - Mixture control indicator (Alcor)	1	
-69	69169-00		PLATE - EGT	1	
-70	69080-00		COVER - EGT	1	
-71	69669-158		PLACARD - Primer	1	
-72	69669-186		PLACARD - Cruise fuel flow	1	
-73	69669-68		PLACARD - Continuous ground R.P.M.	1	
-74	69669-70		PLACARD - In-flight R.P.M. - MP restrictions	1	
-75	67768-00		PLACARD - Alternate static source	1	
-76	69669-182		PLACARD - Optional engine primer	1	
-77	63408-00		PLACARD - Oil cooler winterization	1	
-78	453 687		PLUG BUTTON - (SS48189)	1	
-79	472 969		LIGHTER - Cigar (204575)	1	
-80	35669-38		PLACARD - Vent fan	1	
-81	453 639	W	BUTTON - Plug (HS-50726-P5042)	1	
-82	35669-165		PLACARD - Caution	1	28-7921039 and up
-83	69669-159		PLACARD - Auxiliary fuel pump	1	

When ordering, always specify Part Number, Description, and Serial Number of Aircraft

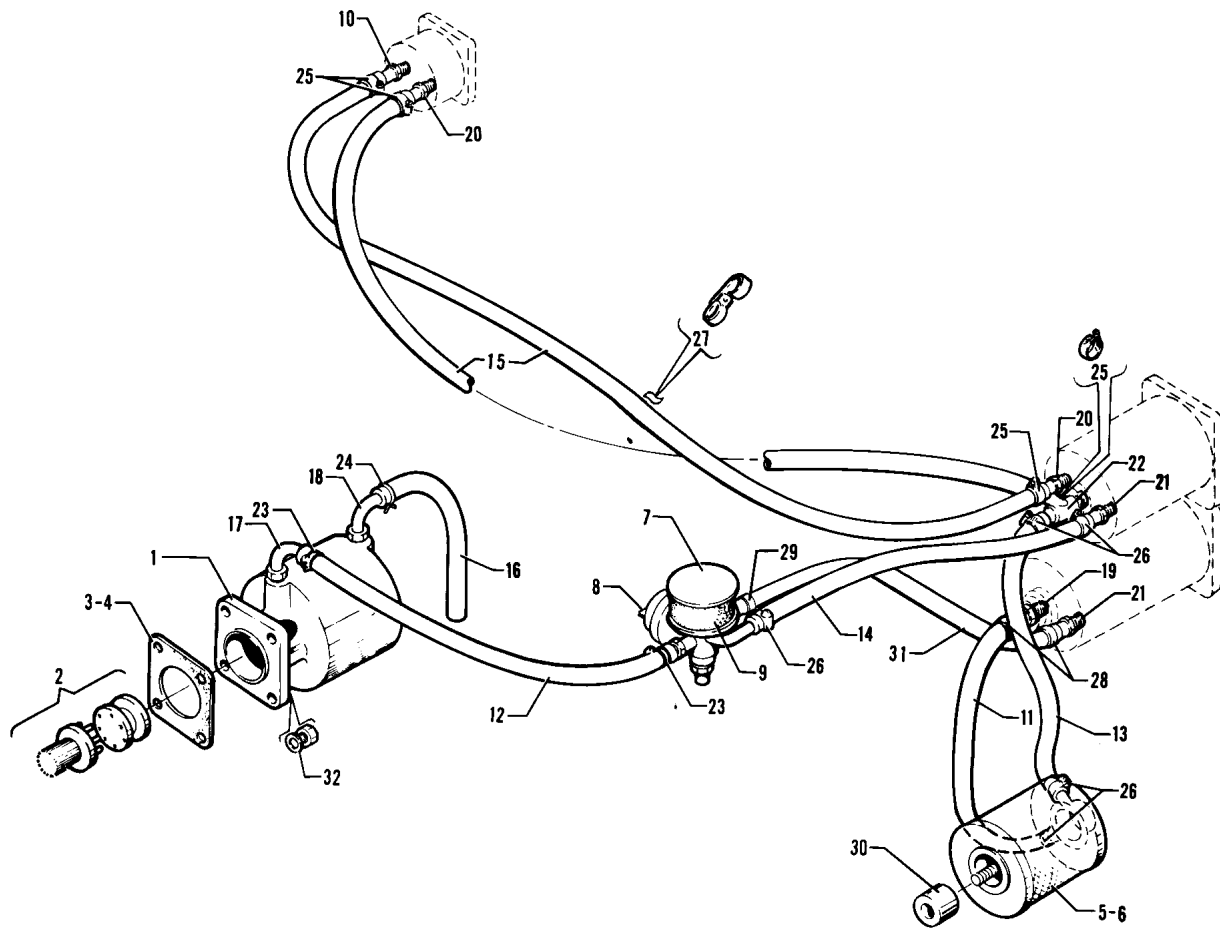


Figure 35. Vacuum System Installation

---

# PIPER PARTS CATALOG

---

## CODE EXPLANATIONS FOR FIGURE 35

- A - See Figure 55 if air conditioning is installed.
- B - Used with Vacuum Pump P/N 26749-07 (Airborne 211CC) only.
- C - Used with Vacuum Pump P/N 36535-02 (Edo-Aire 1U128-002) only.
- W - These parts must be ordered from Service Spares Department, Piper Aircraft, Lock Haven, Penna.

## PIPER PARTS CATALOG

Figure and Index Number	Part Number	Code	Nomenclature	No. Req.	Serial Numbers Affected
35-	35709		DRAWING - Vacuum System Installation		
-1	26749-07	W	PUMP - Dry vacuum (Airborne 211CC)	1	
	36535-02		PUMP - Dry vacuum (Edo-Aire 1U128-002)	1	
-2	753 910	B,W	* COUPLING ASSEMBLY KIT - Vacuum pump drive (No. 350)	1	
-3	751 859	B,W	** GASKET - Vacuum pump mounting (B3-1-2)	1	
-4	462 023	C,W	* GASKET - Vacuum pump mounting (AN4045-1)	1	
-5	460 888	W	FILTER ASSEMBLY - Air (66673-00)	1	
-6	757 899	W	* CARTRIDGE - Air filter (D9-18-1)	1	
-7	492 240		VALVE - Suction regulating (2H3-19)	1	
-8	757 790		* SWITCH - (F7-16-1)	1	
-9	751 815	W	* FILTER - Regulating (B3-5-1)	1	
-10	451 881	W	ADAPTER - (1K10-2-4)	1	
-11	63913-07		HOSE - Directional gyro to air filter	1	
-12	63913-84	A	HOSE - Regulating valve to vacuum pump	1	
-13	63913-44		HOSE - Gyro horizon to air filter	1	
-14	63913-47		HOSE - Gyro horizon to regulating valve (11.50` L)	1	
-15	63913-49		HOSE - Gyro horizon to suction gauge	2	
-16	63904-29	B	HOSE - Vacuum pump exhaust	1	
	63913-64	C	HOSE - Vacuum pump exhaust	1	
-17	458 958	W	ELBOW - (1K1-6-10)	1	
-18	558 900	B,W	ELBOW - (1K8-6-8)	1	
	458 958	C,W	ELBOW - (1K1-6-10)	1	
-19	558 912	W	ELBOW - (1K9-4-6)	1	
-20	451 881	W	ADAPTER - (1K10-2-4)	2	
-21	451 939	W	ADAPTER - (1K10-4-6)	2	
-22	560 835		FITTING - (1K31-4-6-4)	1	
-23	554 659	W	CLAMP - (SAE TYF-8)	2	
-24	554 985	B	CLAMP - (SAE TY E-11)	1	
	554 808	C,W	CLAMP - (SAE TY E-13)	1	
-25	554 861	W	CLAMP - (SAE TY F-4)	4	
-26	554 888	W	CLAMP - (SAE TY F-6)	5	
-27	554 958		CLAMP - (PS10017-8-8)	2	
-28	554 598		CLAMP - (NAS397-12)	2	
-29	554 888	W	CLAMP - (SAE TY F-6)	1	
-30	63900-145		SPACER - Air filter	1	
-31	63913-06		HOSE - Directional gyro to regulating valve	1	
-32	404 004		NUT - (PS10024-420)	4	
	407 565	W	WASHER - (AN960-416)	4	

When ordering, always specify Part Number, Description, and Serial Number of Aircraft

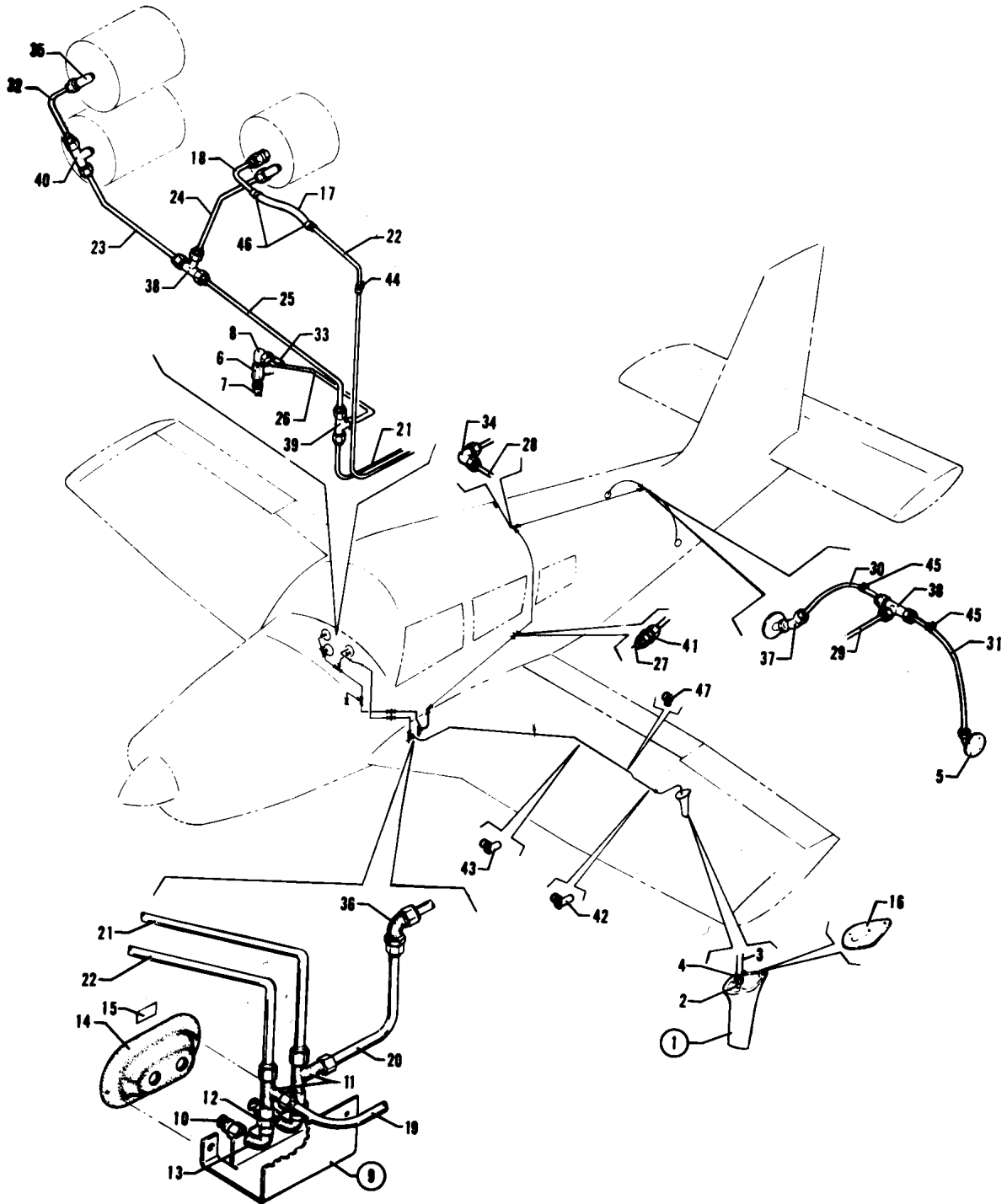


Figure 36. Pitot Static System Installation



---

# PIPER PARTS CATALOG

---

## CODE EXPLANATIONS FOR FIGURE 36

- A - Used if heated pitot head is installed.
- B - Used if encoding altimeter is installed.
- C - Used if rate of climb instrument is installed.
- D - See Figure 67 if narco encoder is installed.
- E - When ordering specify color black or "bark II".
- F - Used if Alternate Static System is installed.
- W - These parts must be ordered from Service Spares Department, Piper Aircraft, Lock Haven, Penna.

## PIPER PARTS CATALOG

Figure and Index Number	Part Number	Code	Nomenclature	No. Req.	Serial Numbers Affected
36-	35493		DRAWING - Pitot Static System Installation		
-1	96393-02		HEAD ASSEMBLY - Pitot (unheated)	1	
	96392-03		HEAD ASSEMBLY - Pitot (heated)	1	
-2	556 105		* CONNECTOR - (1068 x 4)	1	
-3	63913-34		* HOSE - Pitot air	1	
-4	554 861	W	* CLAMP - (SAE TY F-4)	1	
-5	78039-00		FITTING ASSEMBLY - Static line vent	2	
-6	96143-00		VALVE ASSEMBLY - Static air vent	1	
-7	492 100	W	* VALVE - (CCA-7450)	1	
-8	458 893	W	* ELBOW - (AN822-3D)	1	
-9	37994-03		SUMP ASSEMBLY - Pitot static	1	
-10	492 241		* VALVE - (PS50036-2-2)	2	
-11	488 310	W	* TEE - (AN826-3D)	2	
-12	455 173	W	* COUPLING - (AN910-1D)	2	
-13	35696-02		* ELBOW	2	
-14	35507-02	E	COVER ASSEMBLY - Pitot static drain	1	
-15	69669-115		* PLACARD - Pitot drain	1	
-16	69042-02		GASKET - Pitot head	1	
	69042-00	A	GASKET - Pitot head	1	
-17	63913-106		HOSE - Pitot pressure	1	
-18	63207-00		TUBE - Pitot	1	
-19	67700-185		TUBE ASSEMBLY - Pitot pressure	1	
-20	67700-186		TUBE ASSEMBLY - Pitot static	1	
-21	67700-301		TUBE ASSEMBLY - Pitot static	1	
-22	67700-300		TUBE ASSEMBLY - Pitot pressure	1	
-23	67700-65		TUBE ASSEMBLY - Pitot static	1	
-24	67700-66		TUBE ASSEMBLY - Pitot static	1	
-25	67700-67		TUBE ASSEMBLY - Pitot static	1	
-26	67700-172		TUBE ASSEMBLY - Pitot static	1	
-27	67700-143		TUBE ASSEMBLY - Pitot static	1	
-28	67700-144		TUBE ASSEMBLY - Pitot static	1	
-29	67700-145		TUBE ASSEMBLY - Pitot static	1	
-30	67700-146		TUBE ASSEMBLY - Pitot static	1	
-31	67700-147		TUBE ASSEMBLY - Pitot static	1	
-32	95153-101		TUBE ASSEMBLY - Pitot static	1	
	95153-158	B	TUBE ASSEMBLY - Pitot static	1	
-33	78113-00		CLIP ASSEMBLY - Alternate static source	1	
-34	458 879	W	ELBOW - (AN821-3D)	1	
-35	458 893	W	ELBOW - (AN822-3D)	1	
-36	458 909	W	ELBOW - (AN837-3D)	1	
	477 617	W	NUT - (AN924-3D)	1	
	407 567	W	WASHER - (AN960-616)	1	
-37	458 888	W	ELBOW - (MS20823-3D)	2	
-38	488 315	W	TEE - (AN824-3D)	2	
-39	491 059	D,W	UNION - (AN832-3D)	1	
	488 315	D,F,W	TEE - (AN824-3D)	1	
-40	491 059	W	UNION - (AN832-3D)	1	
	488 380	C,W	TEE - (AN825-3D)	1	
-41	491 049	W	UNION - (AN815-3D)	1	
-42	63900-25		BUSHING - Clamp	1	
-43	63900-85		BUSHING - Clamp	1	
-44	554 953		CLAMP - (PS10017-8-3)	1	
-45	454 928	W	CLAMP - (PS10017-2-3)	10	
-46	554 861	W	CLAMP - (SAE TY F-4)	3	
-47	454 813		CLAMP - (PS10017-4-4)	1	

When ordering, always specify Part Number, Description, and Serial Number of Aircraft

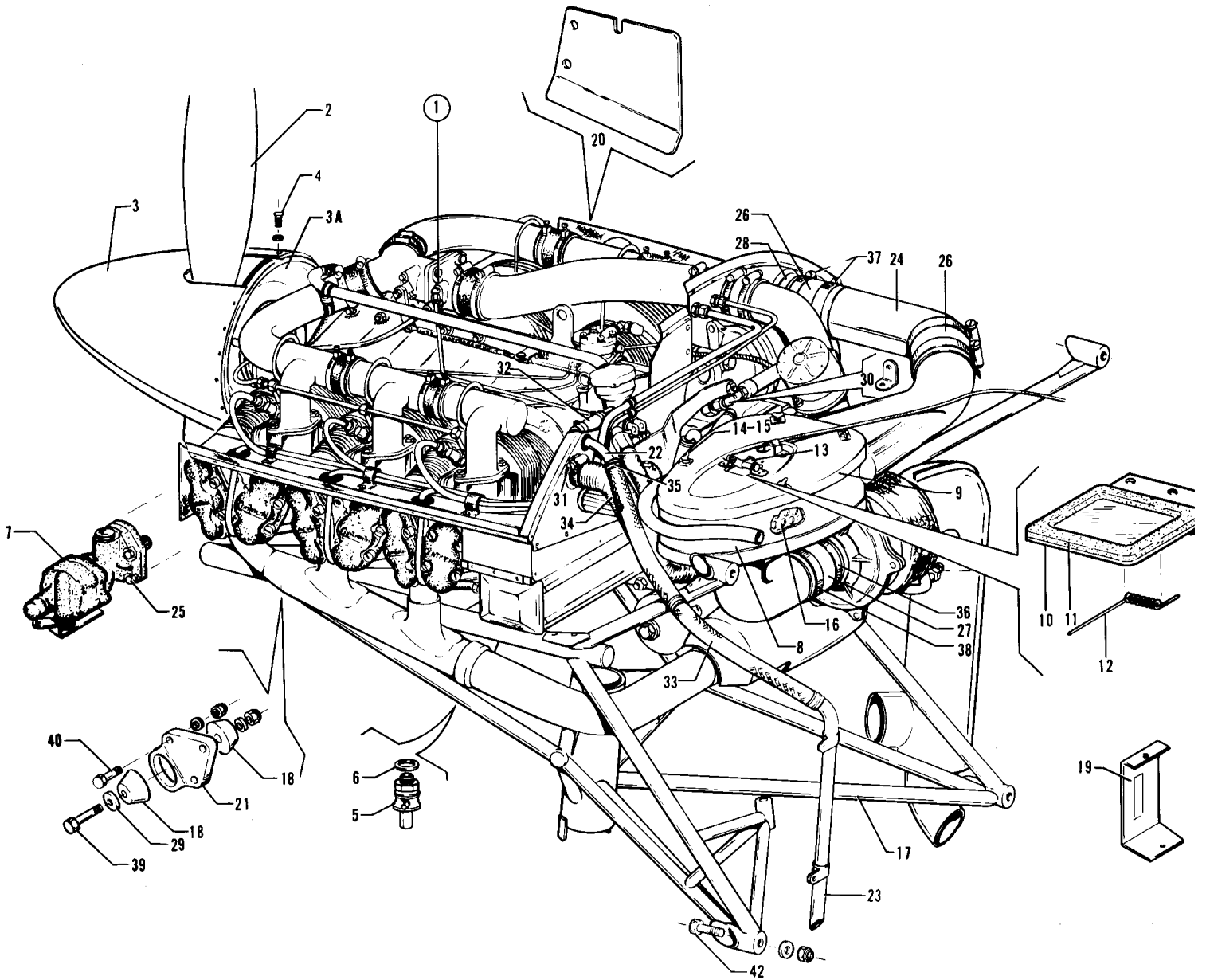


Figure 37. Power Plant Installation

---

# PIPER PARTS CATALOG

---

## CODE EXPLANATIONS FOR FIGURE 37

A - See Figure 41 for component parts.

B - Determine manufacture of governor assembly before ordering. Order governor assembly of same manufacture.

W - These parts must be ordered from Service Spares Department, Piper Aircraft, Lock Haven, Penna.

## PIPER PARTS CATALOG

Figure and Index Number	Part Number	Code	Nomenclature	No. Req.	Serial Numbers Affected
37-	35833		DRAWING - Power Plant Installation		
-1			ENGINE - Continental (TS10-360-FB 8A)	1	
-2	550 964	A	PROPELLER ASSEMBLY - Hartzell (BHC-C2YF-1BF/F8459A-8R)	1	
-3	35703-09		DOME - Spinner (C-3532-13)	1	
-3a	35703-08		BULKHEAD UNIT - Spinner (C-3569)	1	
-4	415 379		SCREW - (MS51958-63)	16	
	756 669	W	WASHER - (A1020)	16	
-5	492 217		VALVE - Quick drain (BJ1000AH-3D)	1	
-6	462 003		GASKET - Drain valve (OHO-10)	1	
-7	37845-02	B	GOVERNOR ASSEMBLY - Propeller (E-5) Hartzell	1	
	37476-03	B	GOVERNOR ASSEMBLY - Propeller (G210681) Woodward	1	
-8	35706-05		BOX ASSEMBLY - Air filter, bottom	1	
-9	35706-08		COVER ASSEMBLY - Air filter box	1	
-10	23809-07		* DOOR ASSEMBLY - Alternate air inlet	1	
-11	23809-04		** GASKET - Rubber sponge	1	
-12	24582-00	W	** GASKET - Alternate air inlet door	1	
-13	69074-00		* LEVER ASSEMBLY - Alternate air door	1	
-14	487 724	W	* STUD - (2600-123W)	1	
-15	494 057	W	* WASHER - (2600-SW2)	1	
-16	460 632	W	FILTER - (CA-161-PL)	1	
-17	35852-02		MOUNT ASSEMBLY - Engine	1	
-18	470 908		MOUNT - Engine (J-9613-58)	4	
-19	37793-02		PLATE ASSEMBLY - Oil cooler baffle	1	
-20	35814-02		HEAT SHIELD - Engine mount	1	
-21	37107-00		BRACKET - Engine mount	4	
-22	67700-309		TUBE	1	
-23	35791-05		TUBE	1	
-24	35706-09		TUBE - Air induction	1	
-25	407 559		WASHER - (AN960-5)	4	
	404 531		NUT - (MS21042-5)	4	
-26	37032-25		SUPPORT	6	
-27	37032-26		SLEEVE	1	
-28	37032-27		SLEEVE	2	
-29	62833-99		WASHER	4	
-30	35811-02		CLIP - Magneto blast tube	1	
-31	554 925		CLAMP - (SAE TY F-24)	2	
-32	63913-182		HOSE	1	
-33	63913-147		HOSE	1	
-34	63633-183		HOSE - Alternator cooling	1	
-35	454 860		CLAMP - (SAE TY A-1 1/8)	4	
-36	554 641		CLAMP - (MS21920-26)	1	
-37	554 762	W	CLAMP - (SAE TY F-52SS)	4	
-38	554 866		CLAMP - (SAE TY F-48SS)	1	
-39	401 546		BOLT - (AN7-46A)	4	
	407 568	W	WASHER - (AN960-716)	4	
	404 891	W	NUT - (MS20365-720C)	4	
-40	400 014	W	BOLT - (AN4-21A)	12	
	407 565	W	WASHER - (AN960-416)	12	
	404 888	W	NUT - (MS20365-428C)	12	
-41	401 389	W	BOLT - (AN6-11A)	2	
	407 565	W	WASHER - (AN960-616)	2	
	404 890	W	NUT - (MS20365-624C)	2	
-42	401 393	W	BOLT - (AN6-12A)	2	
	407 567	W	WASHER - (AN960-616)	2	
	404 890	W	NUT - (MS20365-624C)	2	

When ordering, always specify Part Number, Description, and Serial Number of Aircraft

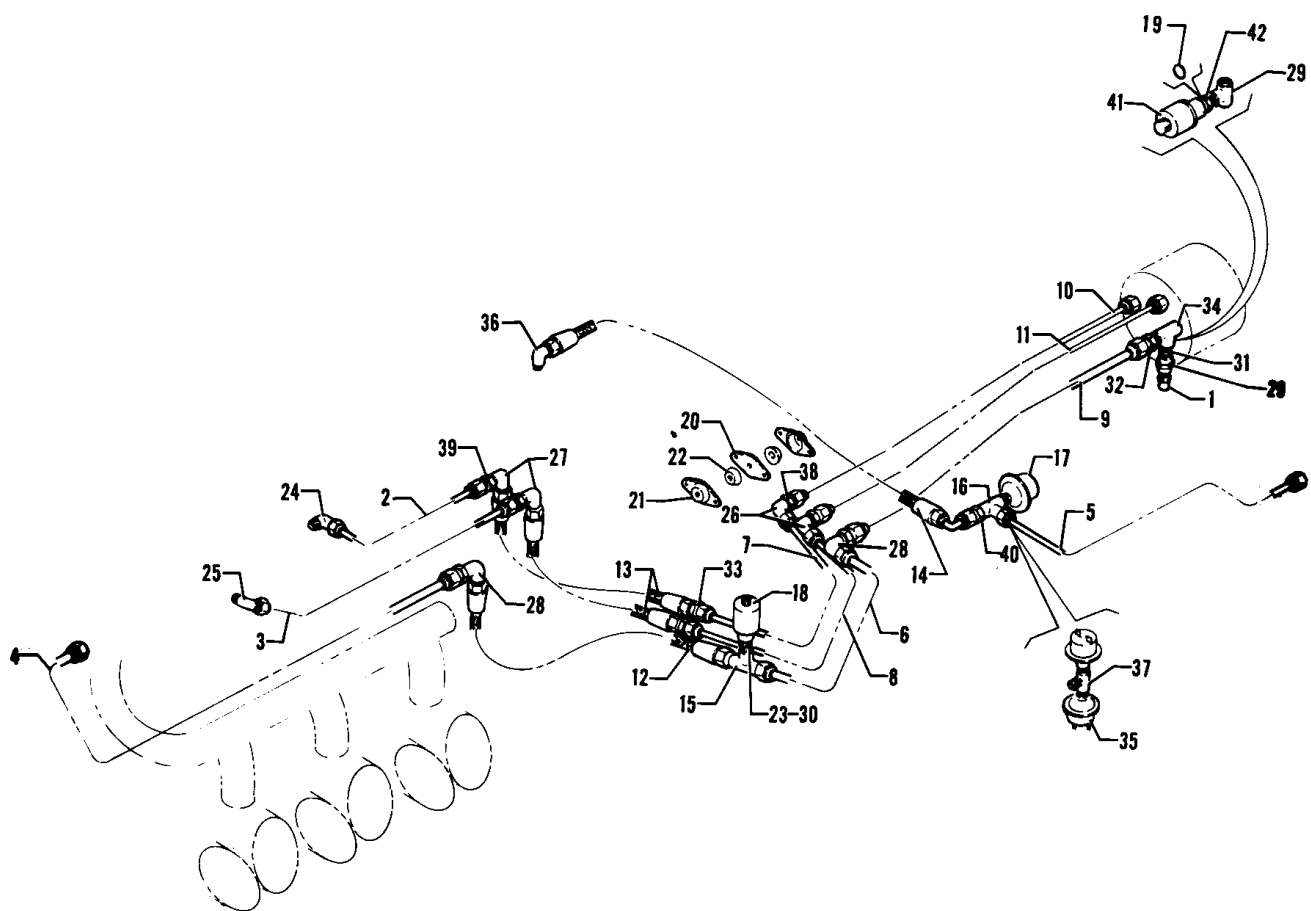


Figure 38. Engine Instrument Lines Installation

---

# PIPER PARTS CATALOG

---

## CODE EXPLANATIONS FOR FIGURE 38

A - Used if air conditioning is installed.

B - Used if engine hour meter is installed.

W - These parts must be ordered from Service Spares Department, Piper Aircraft, Lock Haven, Penna.

**PIPER PARTS CATALOG**

Figure and Index Number	Part Number	Code	Nomenclature	No. Req.	Serial Numbers Affected
38-	35786		DRAWING - Engine Instrument Lines Installation		
-1	492 241		VALVE - Drain (PS50036-2-2)	1	
-2	37343-32		TUBE ASSEMBLY - Fuel flow pressure	1	
-3	37343-33		TUBE ASSEMBLY - Fuel flow vent	1	
-4	37343-34		TUBE ASSEMBLY - Manifold pressure	1	
-5	67700-87		TUBE ASSEMBLY - Oil pressure	1	
-6	67700-157		TUBE ASSEMBLY - Manifold pressure	1	
-7	67700-132		TUBE ASSEMBLY - Fuel flow pressure	1	
-8	67700-133		TUBE ASSEMBLY - Fuel flow vent	1	
-9	67700-159		TUBE ASSEMBLY - Manifold pressure	1	
-10	67700-137		TUBE ASSEMBLY - Manifold pressure	1	
-11	67700-136		TUBE ASSEMBLY - Fuel flow vent	1	
-12	63901-41		HOSE ASSEMBLY - Manifold pressure	1	
-13	63901-81		HOSE ASSEMBLY - Fuel flow vent and fuel flow pressure	2	
-14	97499-04		HOSE ASSEMBLY - Oil pressure	1	
-15	588 513		TEE - (MS51513-B4)	1	
-16	79038-00		TEE - Bulkhead fitting	1	
-17	587 956		SWITCH - (M4009-15)	1	
-18	588 027		SWITCH - Pressure (214C40-1-54)	1	
-19	462 058	A,W	"O" RING - (MS29512-04)	1	
-20	22105-05		GASKET - Firewall	1	
-21	66789-00		PLATE - Firewall	2	
-22	68770-18		GROMMET - Firewall	2	
-23	462 058	W	"O" RING - (MS29512-04)	1	
-24	37390-02		ELBOW	1	
-25	458 887	W	ELBOW - (AN823-3)	1	
-26	458 933	W	ELBOW - (AN833-2)	2	
-27	458 847	W	ELBOW - (AN833-3)	2	
-28	458 934	W	ELBOW - (AN833-4)	2	
-29	455 173	W	COUPLING - (AN910-1D)	1	
	488 474	A,W	TEE - (AN917-1D)	1	
-30	476 686		NIPPLE - (AN816-4)	1	
-31	476 643	W	NIPPLE - (AN911-1D)	1	
-32	476 648	W	NIPPLE - (AN816-4D)	1	
-33	484 162		REDUCER - (AN919-0)	2	
-34	488 474	W	TEE - (AN917-1D)	1	
-35	587 990	B	SWITCH - (M4006-4)	1	
-36	37390-00		ELBOW	1	
-37	588 469	B	TEE - (MMS-S)	1	
-38	477 627	W	NUT - (AN924-2)	2	
	407 566	W	WASHER - (AN960-516)	2	
-39	477 628	W	NUT - (AN924-3)	2	
	407 567	W	WASHER - (AN960-616)	2	
-40	477 629	W	NUT - (AN924-4)	3	
	407 568	W	WASHER - (AN960-716)	3	
-41	588 028	A	SWITCH - (214C40-1-55)	1	
-42	476 648	A,W	NIPPLE - (AN816-4D)	1	

When ordering, always specify Part Number, Description, and Serial Number of Aircraft



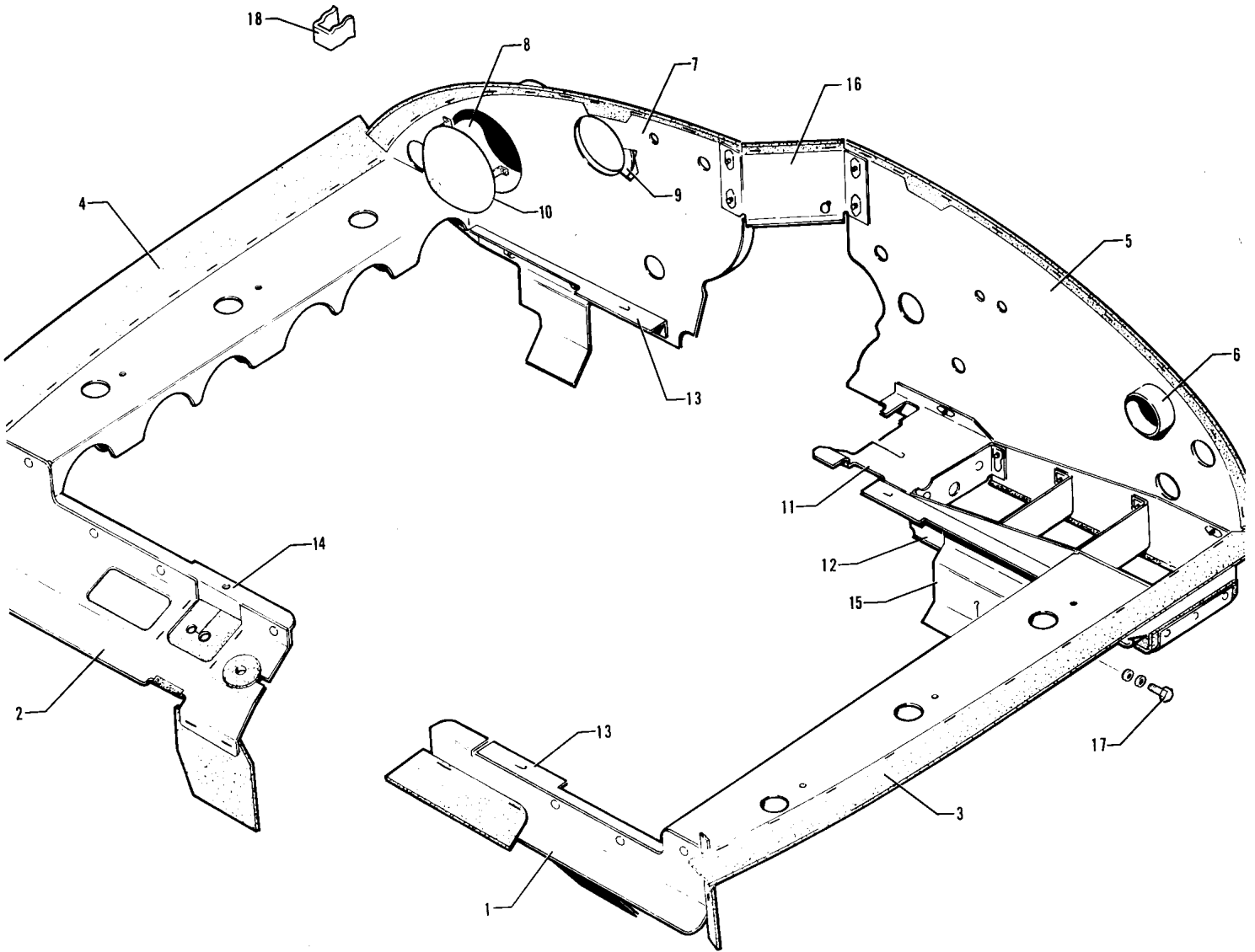


Figure 39. Engine Baffle Installation

---

# PIPER PARTS CATALOG

---

## CODE EXPLANATIONS FOR FIGURE 39

W - These parts must be ordered from Service Spares Department, Piper Aircraft, Lock Haven, Penna.

## PIPER PARTS CATALOG

Figure and Index Number	Part Number	Code	Nomenclature	No. Req.	Serial Numbers Affected
39-	35748		DRAWING - Engine Baffle Installation		
-1	37119-00		BAFFLE ASSEMBLY - Left forward	1	
-2	35812-02		BAFFLE ASSEMBLY - Right forward	1	
-3	35740-16		BAFFLE ASSEMBLY - Left side	1	
-4	35740-17		BAFFLE ASSEMBLY - Right side	1	
-5	35740-14		BAFFLE ASSEMBLY - Left rear	1	
-6	37598-00		* FLANGE ASSEMBLY - Baffle	1	
-7	35740-15		BAFFLE ASSEMBLY - Right rear	1	
-8	37177-00		* TUBE ASSEMBLY - Turbo air	1	
-9	37189-00		* STIFFENER - Baffle	1	
-10	37142-00		* DEFLECTOR ASSEMBLY - Air duct	1	
-11	37179-00		BAFFLE ASSEMBLY - Oil cooler	1	
-12	37126-00		BAFFLE ASSEMBLY - Oil cooler	1	
-13	37463-00		BAFFLE ASSEMBLY - Left front and right rear	2	
-14	37464-03		BAFFLE ASSEMBLY - Right front	1	
-15	37512-00		BAFFLE ASSEMBLY - Left rear	1	
-16	35740-18		BRACKET ASSEMBLY - Rear baffle	1	
-17	418 420		SCREW - (1/4-20NC3 x 1/2)	6	
	407 136	W	WASHER - (AN936-A416)	6	
	407 675	W	WASHER - (AN960-C416)	6	
-18	454 873	W	CLIP - Oil quick drain adapter (125002)	1	

When ordering, always specify Part Number, Description, and Serial Number of Aircraft

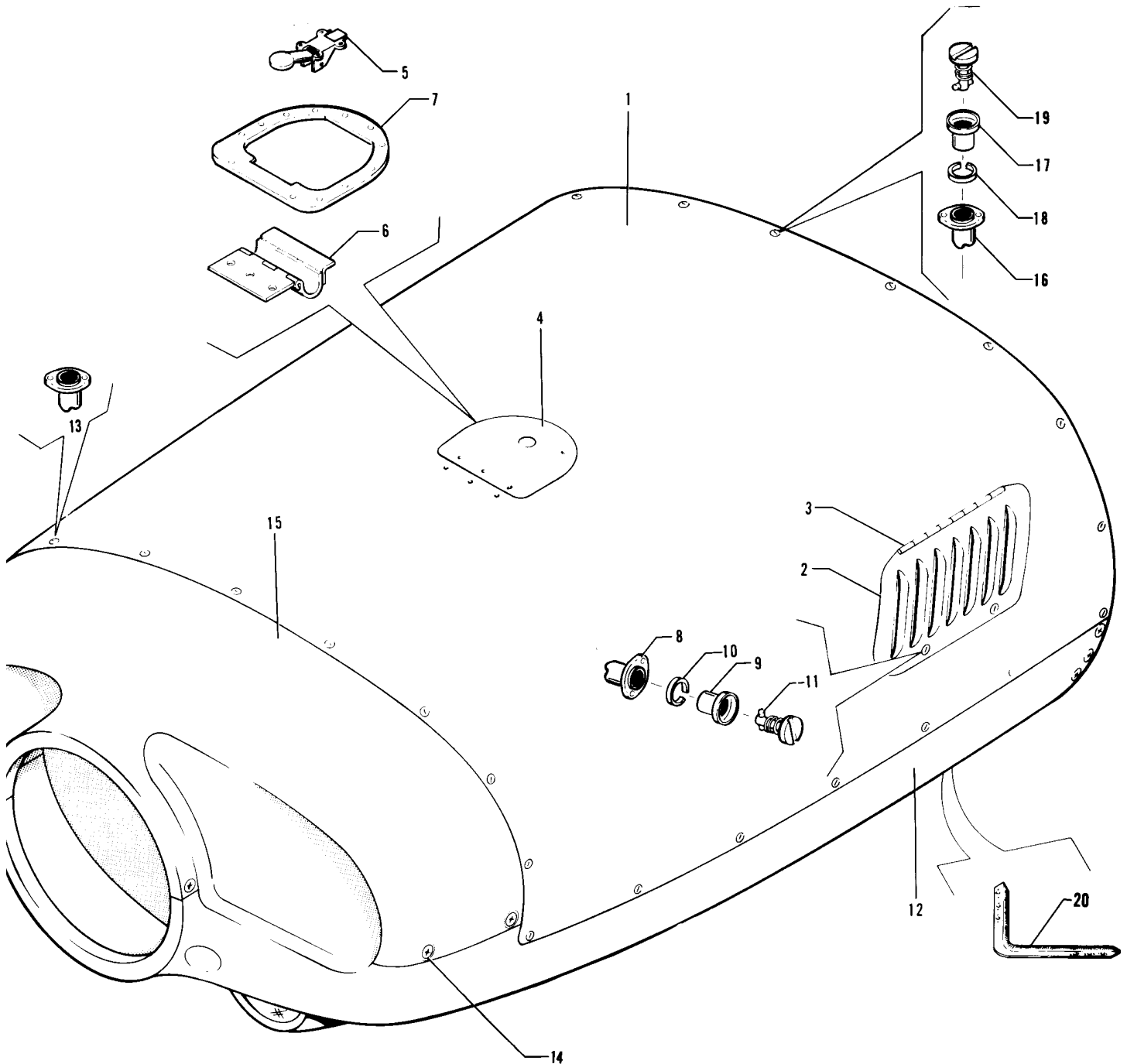


Figure 40. Engine Cowl Installation

---

# PIPER PARTS CATALOG

---

## CODE EXPLANATIONS FOR FIGURE 40

W - These parts must be ordered from Service Spares Department, Piper Aircraft, Lock Haven, Penna.

## PIPER PARTS CATALOG

Figure and Index Number	Part Number	Code	Nomenclature	No. Req.	Serial Numbers Affected
40-	35742		DRAWING - Cowl Assembly Installation		
-1	35742-31		COWL ASSEMBLY - Top	1	
-2	35742-32		* DOOR ASSEMBLY - Cowl, left	1	
	35742-33		* DOOR ASSEMBLY - Cowl, right	1	
-3	35742-41		** HINGE ASSEMBLY - Cowl door	1	
-4	35793-02		* DOOR ASSEMBLY - Oil filler	1	
-5	472 017	W	** LATCH - Oil filler door (KM610-32)	1	
-6	35794-02		* HINGE ASSEMBLY - Oil filler door	1	
-7	35742-43		* PLATE - Doubler	1	
-8	484 293	W	* RECEPTACLE - (214-16D)	4	
-9	463 416	W	* GROMMET - (4002-N)	4	
-10	484 755	W	* SNAP RING - (R4G)	4	
-11	487 710	W	* STUD - (4002-2)	4	
-12	35742-809		COWL ASSEMBLY - Bottom	1	
-13	584 019		* RECEPTACLE - (214-16)	12	
-14	494 037	W	WASHER - (PS10092-1-3C)	8	
	410 040	W	SCREW - (MS24694-S52)	8	
-15	35742-30		COWL ASSEMBLY - Nose, upper	1	
-16	548 019		* RECEPTACLE - (214-16)	8	
-17	463 416	W	GROMMET - (4002-N)	31	
-18	484 755	W	SNAP RING - (R4G)	31	
-19	487 685	W	STUD - (4002-8) length 0.87``	31	
	487 686	W	STUD - (4002-9) length 0.90``	31	
	487 687	W	STUD - (4002-10) length 0.93``	31	
-20	35882-02		ANGLE ASSEMBLY - Bottom cowl	1	

When ordering, always specify Part Number, Description, and Serial Number of Aircraft

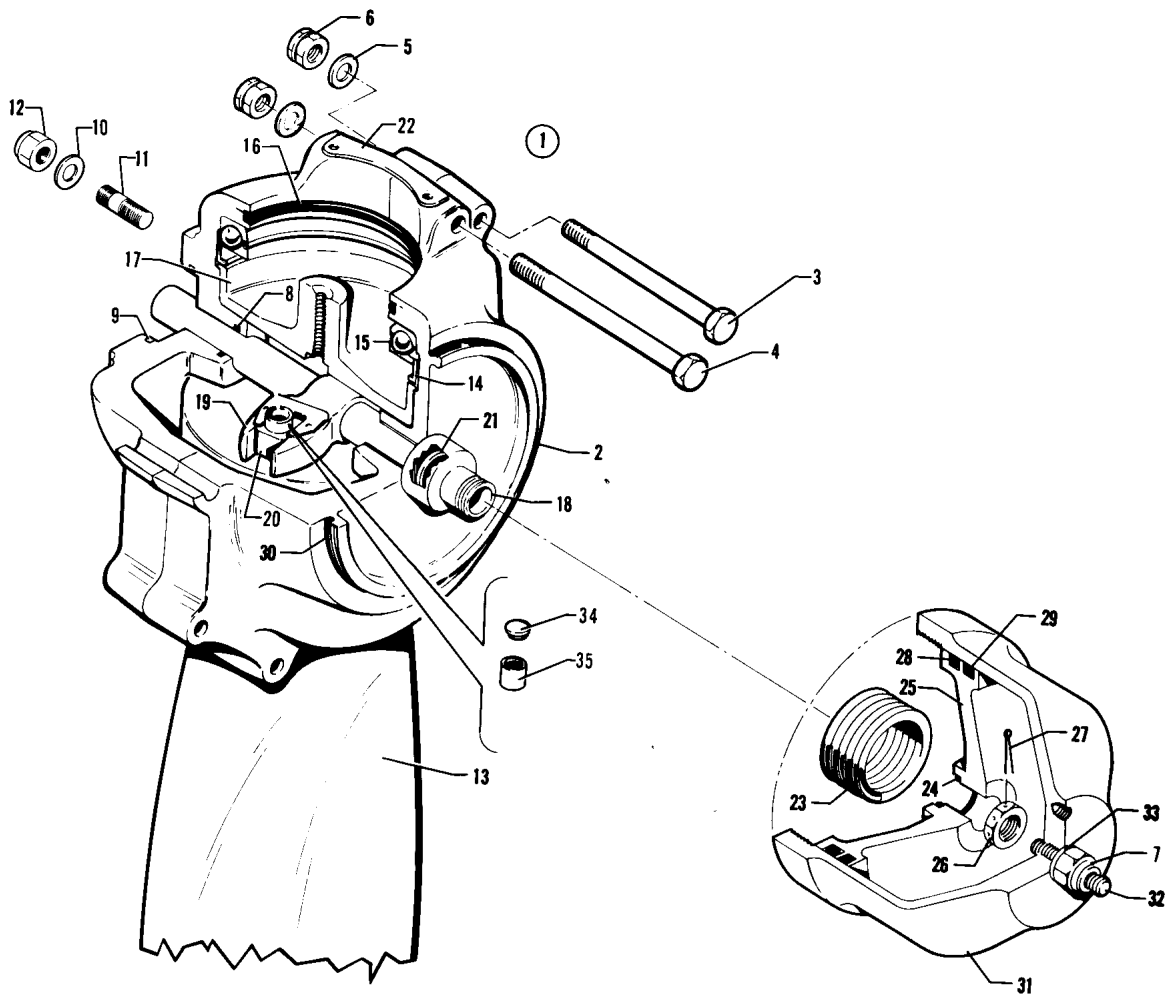


Figure 41. Propeller Assembly (Hartzell)

---

# PIPER PARTS CATALOG

---

## CODE EXPLANATIONS FOR FIGURE 41

A - Parts included in Propeller Repair Kit, Part No. 756-892.

W - These parts must be ordered from Service Spares Department, Piper Aircraft, Lock Haven, Penna.



## PIPER PARTS CATALOG

Figure and Index Number	Part Number	Code	Nomenclature	No. Req.	Serial Numbers Affected
41-1	550 964		PROPELLER ASSEMBLY - Hartzell (BHC-C2YF-1BF/F8459A-8R)	1	
-2	755 274		HUB ASSEMBLY - Propeller (D-2201-5)	1	
-3	753 461	W	BOLT - Hex head (A-2431)	6	
-4	758 111	W	BOLT - Hex head (A-2432)	4	
-5	407 567	A,W	WASHER - (AN960-616)	10	
-6	752 511	A,W	NUT - Elastic (A-2043)	10	
-7	752 534	W	NUT - (52NTE-064)	1	
-8	755 932	A,W	"0" RING - Rod (PPP-902-13)	1	
-9	755 800	A,W	"0" RING - Rod (PRP-909-6)	1	
-10	407 569	W	WASHER - (AN960-816)	6	
-11	757 742	W	STUD - (A-2429-4)	6	
-12	752 544	W	NUT - (A-2044)	6	
-13	758 372		BLADE - Propeller (F8459A-8R)	2	
-14	755 968	W	RING - Bearing guide (A-2204)	2	
-15	753 463	W	BEARING - Blade, split (A-2202)	2	
-16	755 934	A,W	"0" RING - Blade (PRP-902-42)	2	
-17	757 249	W	PRELOAD PLATE UNIT - (B-2256)	2	
-18	755 993	W	ROD - Piston (A-2418-2)	1	
-19	754 826	W	FORK UNIT - Pitch change (B-2457-3)	1	
-20	758 204	W	BLOCK - Pitch change (A-2217-3)	2	
-21	755 972	W	SPLIT - Retainer (A-2430)	1	
-22	756 607	W	WEIGHTS - Balance (A-2424)	AR	
-23	757 556	W	SPRING - (A-2213-1)	1	
-24	755 995	A,W	"0" RING - Piston seal (PRP-914-6)	1	
-25	757 302	W	PISTON - (B-2419)	1	
-26	752 513	W	NUT - Rod (A-221 1)	1	
-27	424 061	W	COTTER PIN - (AN380-3-5)	1	
-28	755 994	A,W	"0" RING - Piston (PRP-902-51)	1	
-29	757 557	A,W	SEAL - Fett (B-1843)	1	
-30	755 935	A,W	"0" RING - Cylinder (PRP-909-25)	1	
-31	757 828	W	CYLINDER - (B-2428-1)	1	
-32	757 558	W	SCREW - Low stop (A-2421)	1	
-33	757 559	A,W	SEAL - Parker (7000-3/8)	1	
-34	758 282		BUTTON - Propeller (A-3212-1)	1	
-35	758 280		BUSHING - Propeller (A-2413-2)	1	

When ordering, always specify Part Number, Description, and Serial Number of Aircraft

# PIPER PARTS CATALOG

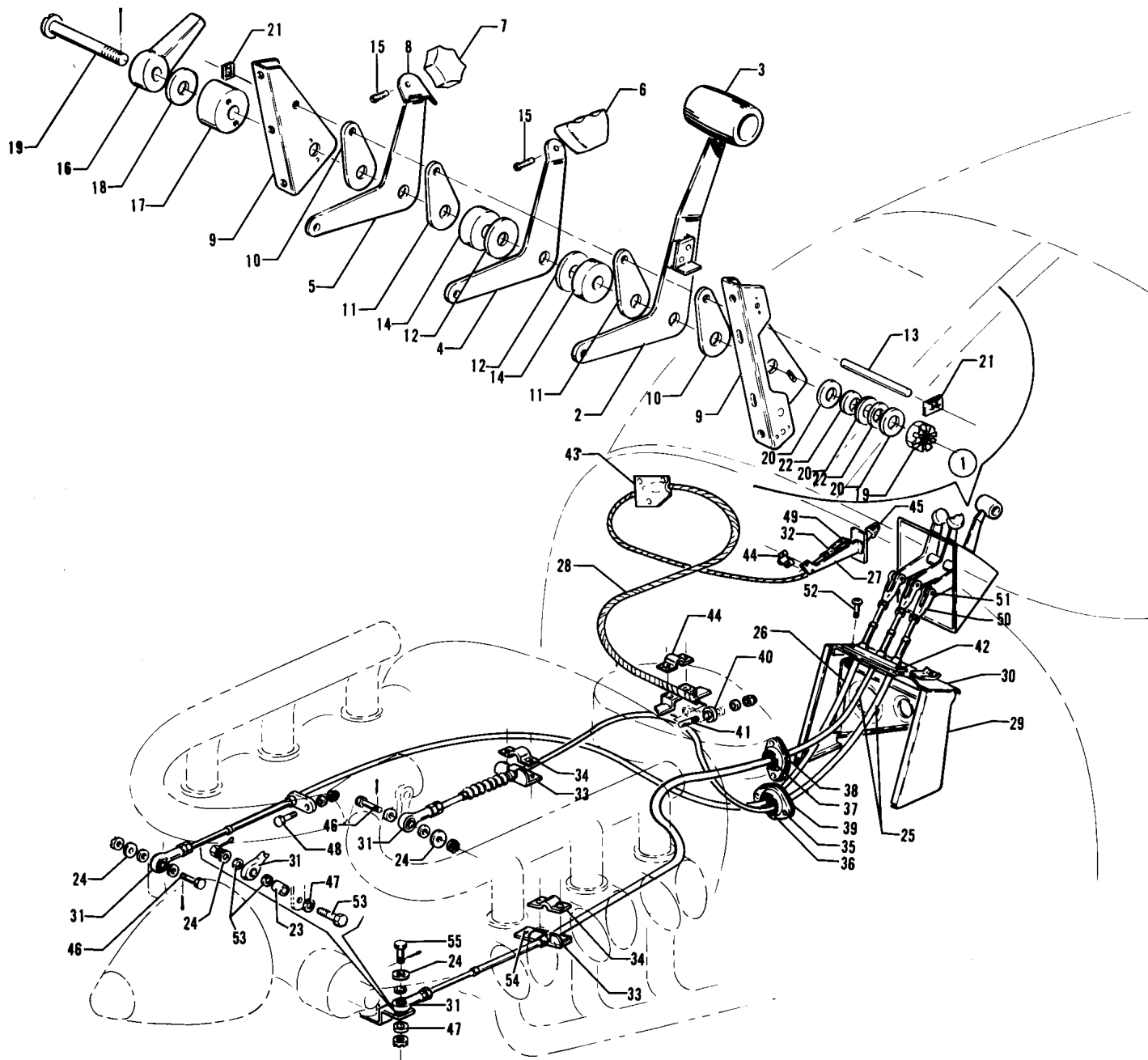


Figure 42. Engine Controls Installation

---

# PIPER PARTS CATALOG

---

## CODE EXPLANATIONS FOR FIGURE 42

- A - Used when Woodward Governor is installed.
- B - Used when Hartzell Governor is installed.
- C - Used if a 2.72" L. quadrant adjusting handle (P/N 66773-00) is installed.
- D - Used if a 2.94" L. quadrant adjusting handle (P/N 63039-04) is installed.
- W - These parts must be ordered from Service Spares Department, Piper Aircraft, Lock Haven, Penna.

## PIPER PARTS CATALOG

Figure and Index Number	Part Number	Code	Nomenclature	No. Req.	Serial Numbers Affected
42-	35835		DRAWING - Engine Controls Installation		
-1	67210-04		QUADRANT ASSEMBLY - Control	1	
-2	67223-00		* LEVER ASSEMBLY - Throttle	1	
-3	66979-00		** KNOB - Throttle lever	1	
-4	67213-00		* LEVER - Propeller control	1	
-5	67214-00		* LEVER - Mixture control	1	
-6	24047-00	W	* KNOB - Propeller control	1	
-7	24048-00	W	* KNOB - Mixture control	1	
-8	79473-00		* PLATE - Mixture control	1	
-9	67215-03		* BRACKET ASSEMBLY - Quadrant, left	1	
	67216-00		* BRACKET ASSEMBLY - Quadrant, right	1	
-10	67218-00		* PLATE - Quadrant control, friction	2	
-11	67218-02		* PLATE - Quadrant control, friction	2	
-12	62833-50		* WASHER - Quadrant control, friction	2	
-13	67221-00		* PIN - Quadrant friction plate	1	
-14	68699-10		* SPACER - Quadrant control	2	
-15	415 448	W	* SCREW - (AN526-832R6)	2	
-16	66773-00		* HANDLE - Quadrant adjusting (2.72 L.)	1	
	63039-04		* HANDLE - Quadrant adjusting (2.94 L.)	1	
-17	66774-00		* CAM - Quadrant adjusting	1	
-18	62833-46		* WASHER - Quadrant control	1	
-19	400 749	C	* BOLT - (AN25-52)	1	
	400 171	D,W	* BOLT - (AN5-30)	1	
	404 394	W	* NUT - (AN320-5)	1	
	424 051	W	* COTTER PIN - (MS24665-132)	1	
-20	407 586	W	* WASHER - (AN960-516L)	AR	
-21	406 345	W	* NUT - (A109-014-1)	2	
-22	408 815	W	* WASHER - (3502-18-04)	2	
-23	95061-118	A	BUSHING	1	
-24	62833-101		WASHER	4	
-25	455 322		CONTROL ASSEMBLY - Push-pull (PS50146-13-10)	2	
-26	455 361		CONTROL ASSEMBLY - Mixture control (PS50146-13-8)	1	
-27	66835-00		CONTROL MOUNT - Alternate air	1	
-28	554 387		CABLE ASSEMBLY - Alternate air control (PS50146-1-5)	1	
-29	67206-02		SUPPORT ASSEMBLY - Engine control	1	
-30	67224-03		* BRACKET ASSEMBLY - Engine control	1	
-31	452 606	W	BEARING - Rod end (PS10020-16-2)	4	
-32	554 757	W	CLEVIS - (MS35812-1)	1	
-33	18132-00	W	LUG - Cable control	2	
-34	18219-00	W	CLAMP - Cable control	2	
-35	66789-00		PLATE - Firewall seal	4	
-36	68770-07		GROMMET - Firewall seal	2	
-37	68770-15		GROMMET - Firewall seal	2	
-38	68771-06		GASKET - Firewall seal	1	
-39	68771-13		GASKET - Firewall seal	1	
-40	70371-02	W	FITTING - Swivel, alternate air	1	
-41	70371-03	W	STUD - Alternate air	1	
-42	67225-00		RETAINER - Engine controls	1	
-43	69275-00		CLAMP	1	
-44	66853-00		CLAMP - Alternate air control	2	
-45	66980-00		KNOB - Alternate air control	1	
-46	400 054	W	BOLT - (AN3-7)	2	
	407 043	W	WASHER - (MS35338-43)	4	
	404 100	W	NUT - (AN310-3)	2	
	424 051	W	COTTER PIN - (MS24665-132)	2	
-47	407 564	W	WASHER - (AN960-10)	2	

When ordering, always specify Part Number, Description, and Serial Number of Aircraft

## PIPER PARTS CATALOG

Figure and Index Number	Part Number	Code	Nomenclature	No. Req.	Serial Numbers Affected
42-48	400 002	W	BOLT - (AN4-5A)	1	
	407 565	W	WASHER - (AN960-416)	1	
	404 888	W	NUT - (MS20365-428C)	1	
-49	400 674	W	SCREW - (AN23-12)	1	
	407 564	W	WASHER - (AN960-10)	2	
	404 100	W	NUT - (AN310-3)	1	
	424 051	W	COTTER PIN -(MS24665-132)	1	
-50	488 327	W	TERMINAL - (AN665-21R)	3	
-51	424 174	W	PIN - (MS20392-2C11)	3	
	407 584	W	WASHER - (AN960-10L)	3	
	424 051	W	COTTER PIN - (MS24665-132)	3	
-52	415 536	W	SCREW - (MS35206-246)	2	
-53	400 058	A,W	BOLT - (AN3-13)	1	
	407 043	A,W	WASHER - (MS35338-43)	2	
	404 100	A,W	NUT - (AN310-3)	1	
	424 051	A,W	COTTER PIN - (MS24665-132)	1	
-54	35708-03	B	PLATE - Control cable support	1	
-55	400 054	B,W	BOLT - (AN3-7)	1	
	407 043	B,W	WASHER - (MS35338-43)	2	
	404 100	B,W	NUT - (AN310-3)	1	
	424 051	B,W	COTTER PIN - (MS24665-132)	1	

When ordering, always specify Part Number, Description, and Serial Number of Aircraft

# PIPER PARTS CATALOG

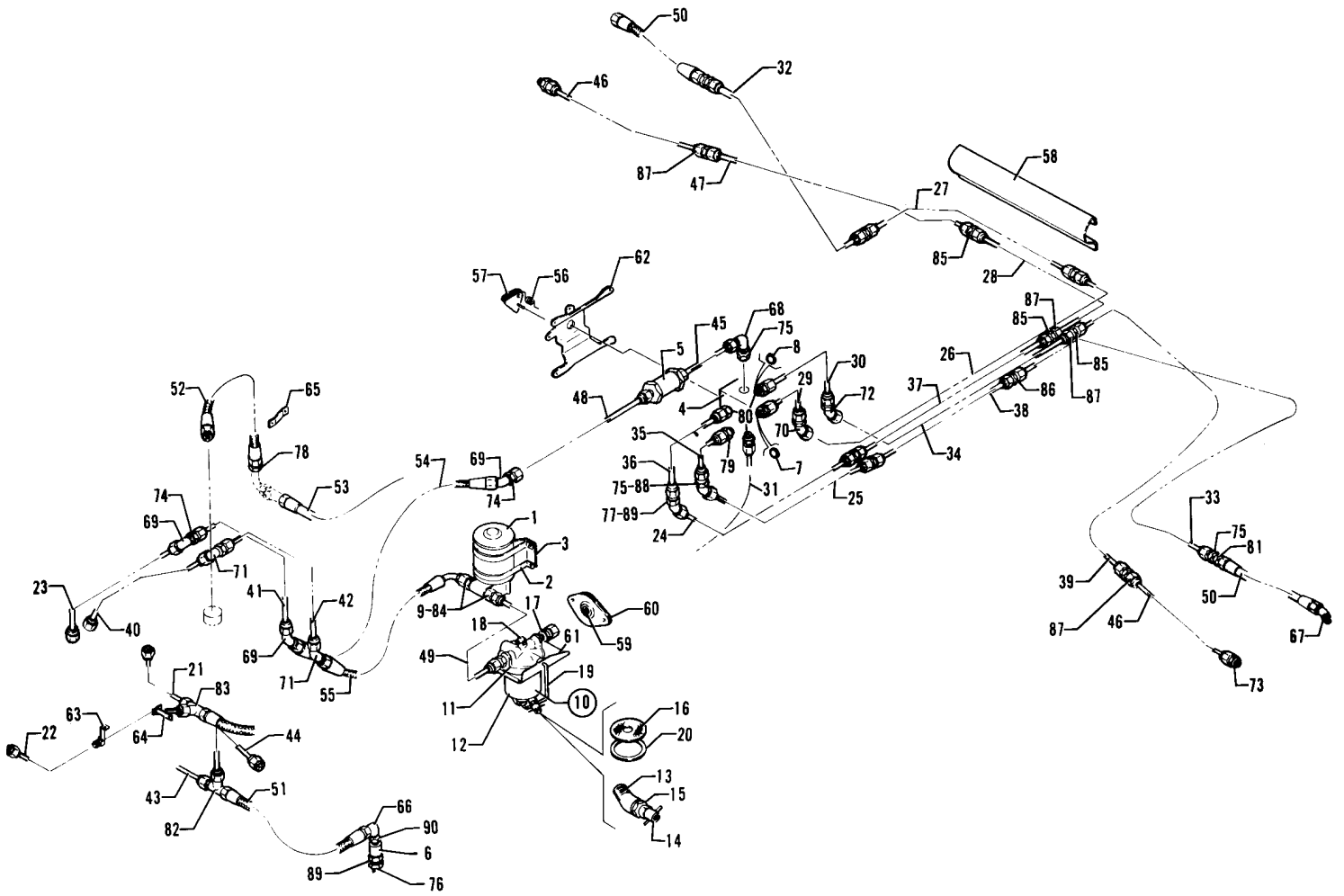


Figure 43. Fuel System Installation

---

# PIPER PARTS CATALOG

---

## CODE EXPLANATIONS FOR FIGURE 43

W - These parts must be ordered from Service Spares Department, Piper Aircraft, Lock Haven, Penna.

## PIPER PARTS CATALOG

Figure and Index Number	Part Number	Code	Nomenclature	No. Req.	Serial Numbers Affected
43-	35715		DRAWING - Fuel System Installation		
-1	481 776		PUMP - Electric fuel (2B6-44)	1	
-2	98489-02		STRAP - Fuel pump	2	
-3	98490-02		BASE - Fuel pump	1	
-4	492289		VALVE - Fuel selector (PS50088-3)	1	
-5	492233 W		VALVE - Check (366-00)	1	
-6	492253		VALVE - Drain (1H19-5)	1	
-7	462058 W		"0" RING (MS29512-04)	3	
-8	462060 W		"0" RING (MS29512-06)	3	
-9	462061		"0" RING (MS29512-08)	2	
-10	35715-03		GASCOLATOR ASSEMBLY - Fuel	1	
-11	87477-02		* COVER - Fuel strainer	1	
-12	63479-00		* BOWL ASSEMBLY - Gascolator	1	
-13	458946		** ELBOW - (AN915-1D)	1	
-14	492022 W		** VALVE - (CCA- 1550) Drain	1	
-15	477677 W		** NUT - Tru seal fitting (1/8 pipe)	1	
-16	35789-02		* SCREEN - Wire fuel strainer	1	
-17	476678 W		* NIPPLE - (AN816-6)	2	
-18	580887 W		* PLUG - (AN932-2)	1	
-19	494644 W		* WIRE ASSEMBLY - Bail (1 PAS)	1	
-20	462049 W		* GASKET - (44PA)	1	
-21	95153-148		TUBE ASSEMBLY - Cylinder drain	1	
-22	95153-149		TUBE ASSEMBLY - Cylinder drain	1	
-23	95153-154		TUBE ASSEMBLY - Vapor return	1	
-24	95153-177		TUBE ASSEMBLY - Fuel supply	1	
-25	95153-178		TUBE ASSEMBLY - Fuel return	1	
-26	95153-179		TUBE ASSEMBLY - Fuel return	1	
-27	95153-180		TUBE ASSEMBLY - Fuel return	1	
-28	95153-182		TUBE ASSEMBLY - Fuel supply	1	
-29	95153-183		TUBE ASSEMBLY - Fuel return	1	
-30	95153-184		TUBE ASSEMBLY - Fuel supply	1	
-31	95153-185		TUBE ASSEMBLY - Fuel supply	1	
-32	95153-186		TUBE ASSEMBLY - Fuel return	1	
-33	95153-187		TUBE ASSEMBLY - Fuel return	1	
-34	95153-188		TUBE ASSEMBLY - Fuel supply	1	
-35	95153-189		TUBE ASSEMBLY - Fuel return	1	
-36	95153-190		TUBE ASSEMBLY - Fuel supply	1	
-37	95153-191		TUBE ASSEMBLY - Fuel supply	1	
-38	95153-192		TUBE ASSEMBLY - Fuel return	1	
-39	95153-193		TUBE ASSEMBLY - Fuel supply	1	
-40	95153-194		TUBE ASSEMBLY - Fuel supply	1	
-41	95153-195		TUBE ASSEMBLY - Fuel return	1	
-42	95153-196		TUBE ASSEMBLY - Fuel supply	1	
-43	95153-197		TUBE ASSEMBLY - Fuel drain	1	
-44	95153-198		TUBE ASSEMBLY - Fuel drain	1	
-45	95153-199		TUBE ASSEMBLY - Fuel return	1	
-46	98044-71		TUBE ASSEMBLY - Fuel supply	2	
-47	98044-72		TUBE ASSEMBLY - Fuel supply	1	
-48	67700-140		TUBE ASSEMBLY - Fuel return	1	
-49	67700-141		TUBE ASSEMBLY - Fuel pump to gascolator	1	
-50	63901-30		HOSE ASSEMBLY - Fuel return	2	
-51	63901-133		HOSE ASSEMBLY - Fuel drain	1	
-52	97499-21		HOSE ASSEMBLY - Overboard fuel drain	1	
-53	35801-02		HOSE ASSEMBLY - Overboard fuel drain	1	
-54	35801-03		HOSE ASSEMBLY - Fuel vapor return	1	
-55	35801-04		HOSE ASSEMBLY - Fuel supply	1	

When ordering, always specify Part Number, Description, and Serial Number of Aircraft



## PIPER PARTS CATALOG

Figure and Index Number	Part Number	Code	Nomenclature	No. Req.	Serial Numbers Affected
43-56	99756-00		SPRING - Fuel selector stop	1	
-57	99774-00		STOP ASSEMBLY - Fuel selector handle	1	
-58	67661-00		GUARD - Fuel line	1	
-59	63915-14		DISC - Firewall seal	2	
-60	18321-00	W	RETAINER - Firewall seal	2	
-61	35454-00		BRACKET ASSEMBLY - Gascolator	1	
-62	35776-04		BRACKET - Fuel valve	1	
-63	37499-03		SUPPORT - Cylinder drain tube	1	
-64	37660-00		SUPPORT - Cylinder drain tube	1	
-65	37123-00		BRACKET - Fuel manifold drain	1	
-66	458 875		ELBOW - (AN822-4)	1	
-67	458 891	W	ELBOW - (AN823-4D)	2	
-68	458 900	W	ELBOW - (AN833-4D)	1	
-69	458 938	W	ELBOW - (AN837-4)	3	
-70	458 910	W	ELBOW - (AN837-4D)	2	
-71	458 864		ELBOW - (AN837-6)	2	
-72	458 913	W	ELBOW - (AN837-6D)	2	
-73	476 662	W	NIPPLE - (AN816-6D)	2	
-74	477 629	W	NUT - (AN924-4)	2	
-75	477 618	W	NUT - (AN924-4D)	5	
-76	477 631	W	NUT - (AN924-6)	2	
-77	477 620	W	NUT - (AN924-6D)	2	
-78	484 349		REDUCER - (AN919-1D)	1	
-79	491 050	W	UNION - (AN815-4D)	2	
-80	491 052	W	UNION - (AN815-6D)	3	
-81	491 060	W	UNION - (AN832-4D)	2	
-82	588 497		TEE - (AN824-4)	1	
-83	488 320	W	TEE - (AN824-4D)	1	
-84	553 610		BUSHING - (AN894-8-6)	2	
-85	491 082		UNION - (6H1D)	6	
-86	491 046		UNION - (4H1D)	4	
-87	477 670		NUT - (6B12D)	4	
	460 464		FERRULE - (6T12D)	4	
-88	407 568	W	WASHER - (AN960-716)	9	
-89	407 570	W	WASHER - (AN960-916)	7	
-90	453 680		NIPPLE - (AN912-1C)	1	

When ordering, always specify Part Number, Description, and Serial Number of Aircraft

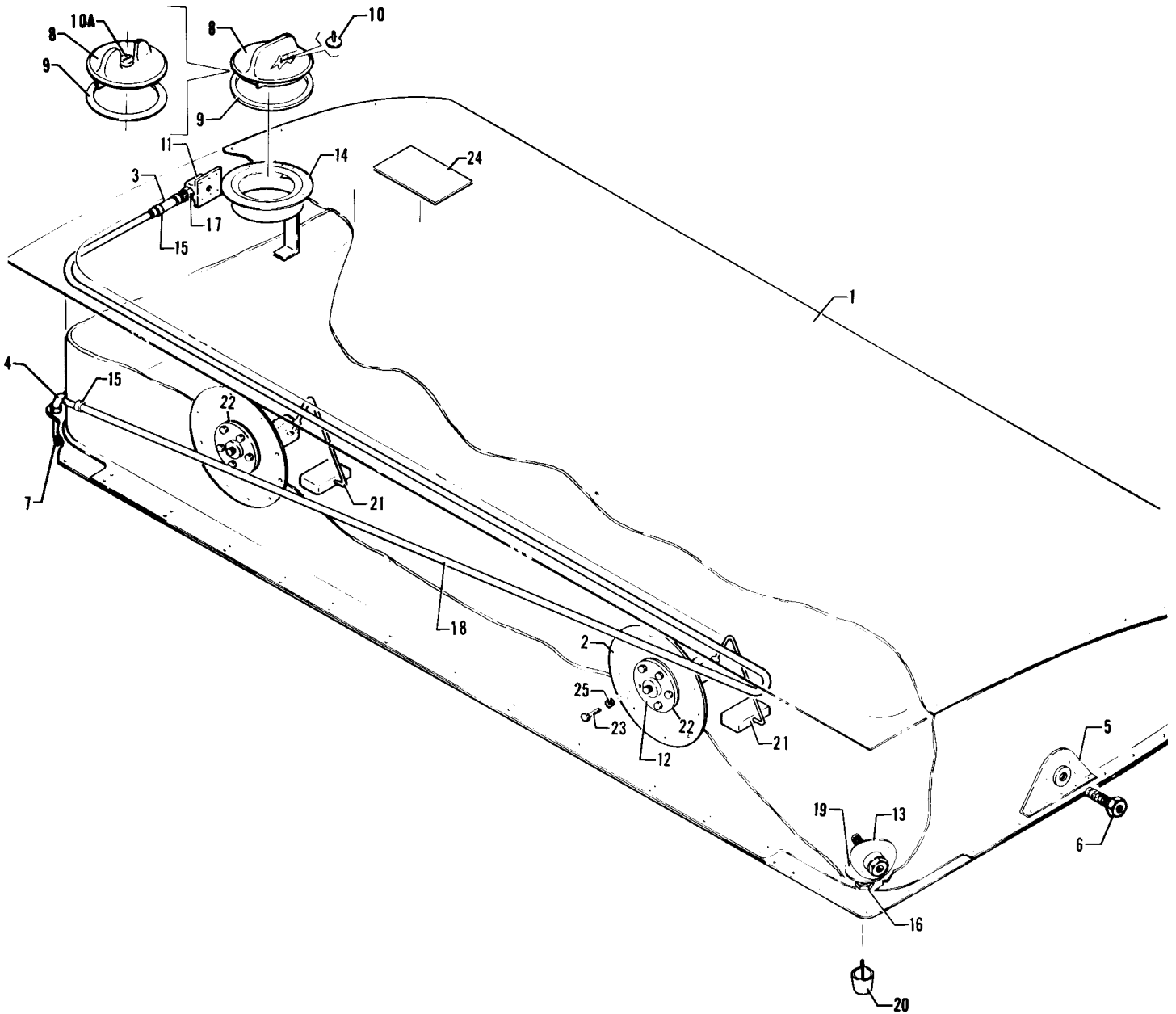


Figure 44. Fuel Tank Assembly

---

# PIPER PARTS CATALOG

---

## CODE EXPLANATIONS FOR FIGURE 44

- A - Kit includes (2) cap assemblies with matching locks.
- B - Used with Fuel Cap Assembly P/N 66817-00 only.
- C - Used with Fuel Cap Assembly Kit P/N 39830-800 only.
- W - These parts must be ordered from Service Spares Department, Piper Aircraft, Lock Haven, Penna.

**PIPER PARTS CATALOG**

Figure and Index Number	Part Number	Code	Nomenclature	No. Req.	Serial Numbers Affected
44-1	35716-08		TANK ASSEMBLY - Fuel, left wing	1	
	35716-09		TANK ASSEMBLY - Fuel, right wing	1	
-2	66633-00		* DOUBLER - Fuel tank	2	
-3	63913-193		* HOSE - Connector	1	
-4	63913-194		* HOSE - Connector	1	
-5	35638-00		* OUTLET ASSEMBLY - Fuel tank, left	1	
	35638-01		* OUTLET ASSEMBLY - Fuel tank, right	1	
-6	72091-00	W	* STRAINER ASSEMBLY - Fuel tank	1	
-7	36625-02		* VENT ASSEMBLY - Fuel tank, left	1	
	36625-03		* VENT ASSEMBLY - Fuel tank, right	1	
-8	66817-00		* CAP ASSEMBLY - Fuel tank (non-locking)	1	
	39830-800	A	* CAP ASSEMBLY KIT - Fuel tank (with locks)	1	
-9	66815-00	B	** GASKET - Fuel cap	1	
	39829-02	C	** GASKET - Fuel cap	1	
-10	492 153	B	** VALVE - Fuel cap vent (VA3123)	1	
-10a	39856-02	C	** LOCK ASSEMBLY - Fuel cap	2	
-11	62059-00		* FITTING - Fuel line	1	
-12	62044-00		* PLATE - Fuel tank	2	
-13	35719-00		* INLET ASSEMBLY - Fuel tank	1	
-14	69785-03		* FILLER NECK ASSEMBLY	1	
-15	554 861	W	* CLAMP - (SAE TY F-4)	4	
-16	491 806		* VALVE - (F391-187B)	1	
-17	560 951		* ADAPTER - (1068 x 6 x 2)	1	
-18	62060-06		* VENT TUBE - Left	1	
	62060-07		* VENT TUBE - Right	1	
-19	62033-00		* PLATE - Drain	1	
-20	67728-00		SAMPLER - Fuel	1	
-21	550 503		SENDER - Fuel (PS10013-5 Rochester 7740-40) inboard	2	
	550 504		SENDER - Fuel (PS10013-6 Rochester 7740-41) outboard	2	
-22	755 049		* GASKET - Fuel sender (15-716)	1	
-23	401 266	W	BOLT - (AN3-5A) inboard	5	
	400 440	W	BOLT - (AN3-6A) outboard	5	
	407 564	W	WASHER - (AN960-10)	10	
	407 043	W	WASHER - (MS35338-43)	10	
-24	35807-02		PLACARD - Fuel	2	
-25	494 191		WASHER - Fiber (PS10063-4) inboard sender only	5	

When ordering, always specify Part Number, Description, and Serial Number of Aircraft

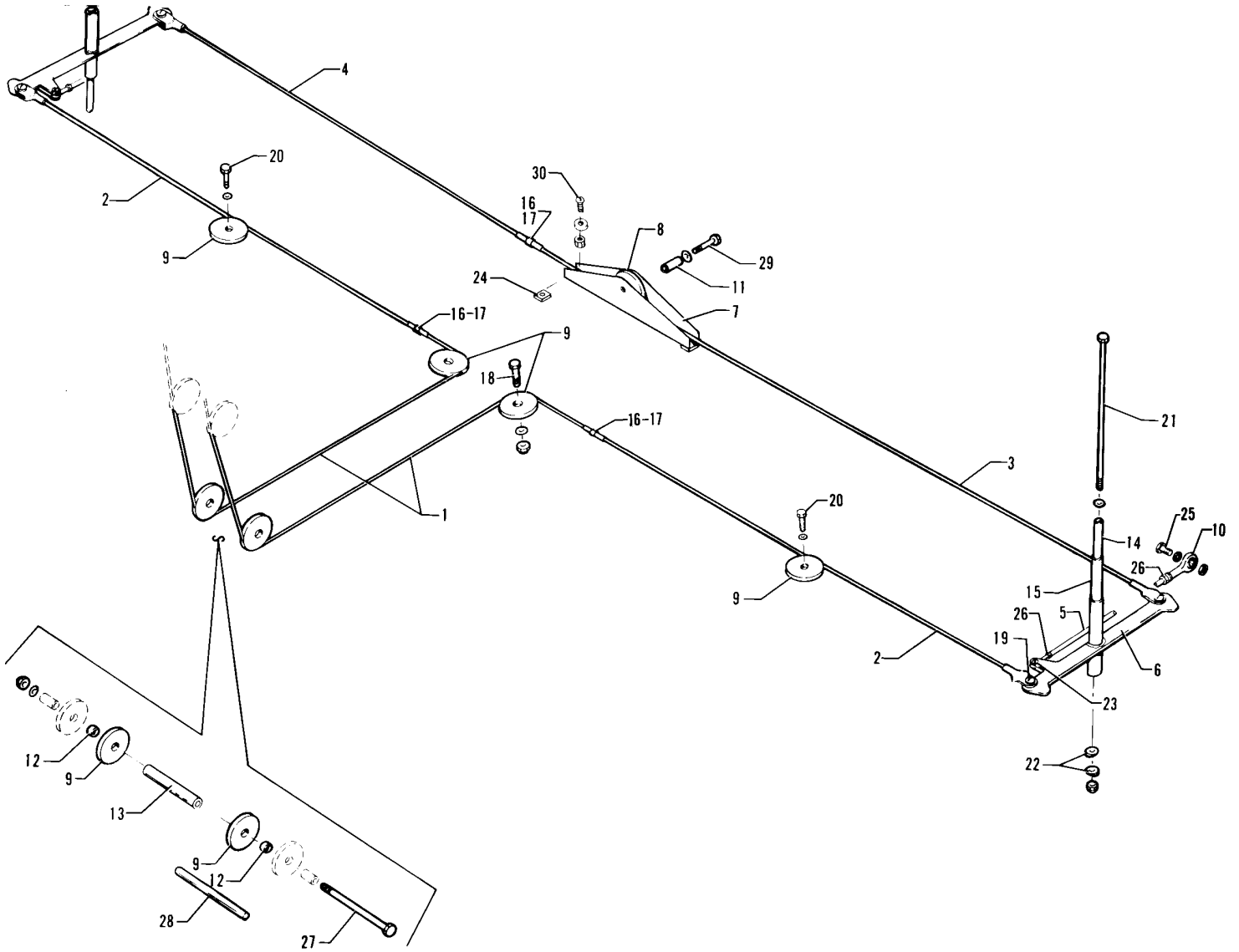


Figure 45. Aileron Control Installation

---

# PIPER PARTS CATALOG

---

## CODE EXPLANATIONS FOR FIGURE 45

W - These parts must be ordered from Service Spares Department, Piper Aircraft, Lock Haven, Penna.

## PIPER PARTS CATALOG

Figure and Index Number	Part Number	Code	Nomenclature	No. Req.	Serial Numbers Affected
45-	35135		DRAWING - Control System Installation		
-1	62701-99		CABLE ASSEMBLY - Forward aileron	2	
-2	62701-122		CABLE ASSEMBLY - Aileron, wing	2	
-3	62701-123		CABLE ASSEMBLY - Aileron, balance, left	1	
-4	62701-124		CABLE ASSEMBLY - Aileron, balance, right	1	
-5	35476-01		ROD - Aileron	2	
-6	35614-10		BELLCRANK ASSEMBLY - Aileron, left	1	
	35614-11		BELLCRANK ASSEMBLY - Aileron, right	1	
-7	62746-00		BRACKET - Pulley	1	
-8	63955-05		PULLEY	1	
-9	41001-10		PULLEY	6	
-10	452 335	W	BEARING - (PS10020-2-1RX)	4	
-11	62712-03		BEARING - Pulley, inner	1	
-12	62743-02		SPACER - Bushing	2	
-13	62743-06		SPACER - Bushing	1	
-14	95061-166		SPACER - Bushing	2	
-15	65003-57		BUSHING - Bellcrank	2	
-16	489 910	W	TURNBUCKLE - (MS21251-B5S)	3	
-17	554 979	W	CLIP - Turnbuckle (MS21256-1)	6	
-18	401 188	W	BOLT - (AN5-10A)	2	
	407 566	W	WASHER - (AN960-516)	2	
	407 586	W	WASHER - (AN960-516L)	4	
	404 889	W	NUT - (MS20365-524C)	2	
-19	402 669		BOLT - (NAS1103-7D)	4	
	407 564	W	WASHER - (AN960-10)	4	
	407 584	W	WASHER - (AN960-10L)	4	
	63900-31		BUSHING	4	
	404 945		NUT - (MS17826-3)	4	
	424 051	W	COTTER PIN - (MS24665-132)	4	
-20	400 155	W	BOLT - (AN5-10)	2	
	407 566	W	WASHER - (AN960-516)	4	
	407 586	W	WASHER - (AN960-516L)	6	
	404 102	W	NUT - (AN310-5)	2	
	424 053	W	COTTER PIN - (MS24665-136)	2	
-21	401 289		BOLT - (AN3-63A)	2	
-22	407 564	W	WASHER - (AN960-10)	4	
-23	400 678		BOLT - (AN23-16)	2	
	407 564	W	WASHER - (AN960-10)	2	
	407 584	W	WASHER - (AN960-10L)	2	
	404 392		NUT - (AN320-3)	2	
	424 051		COTTER PIN - (MS24665-132)	2	
-24	62762-00		FILLER BLOCK	2	
-25	400 452	W	BOLT - (AN3-11A)	2	
	407 584	W	WASHER - (AN960-10L)	2	
	404 887	W	NUT - (MS20365-1032C)	2	
-26	404 322	W	NUT - (AN316-4R)	4	
-27	401 385		BOLT - (AN5-64A)	1	
	407 566	W	WASHER - (AN960-516)	2	
	404 889	W	NUT - (MS20365-524C)	1	
-28	62710-02		PIN - Guard	1	
	424 051	W	COTTER PIN - (MS24665-132)	2	
-29	400 008	W	BOLT - (AN4-13A)	1	
	407 565	W	WASHER - (AN960-416)	1	
	404 888	W	NUT - (MS20365-428C)	1	
-30	401 266	W	BOLT - (AN3-5A)	2	
	407 564	W	WASHER - (AN960-10)	2	
	404 887	W	NUT - (MS20365-1032C)	2	

When ordering, always specify Part Number, Description, and Serial Number of Aircraft

---

**PIPER PARTS CATALOG**

---

**1G24**

**INTENTIONALLY LEFT BLANK**



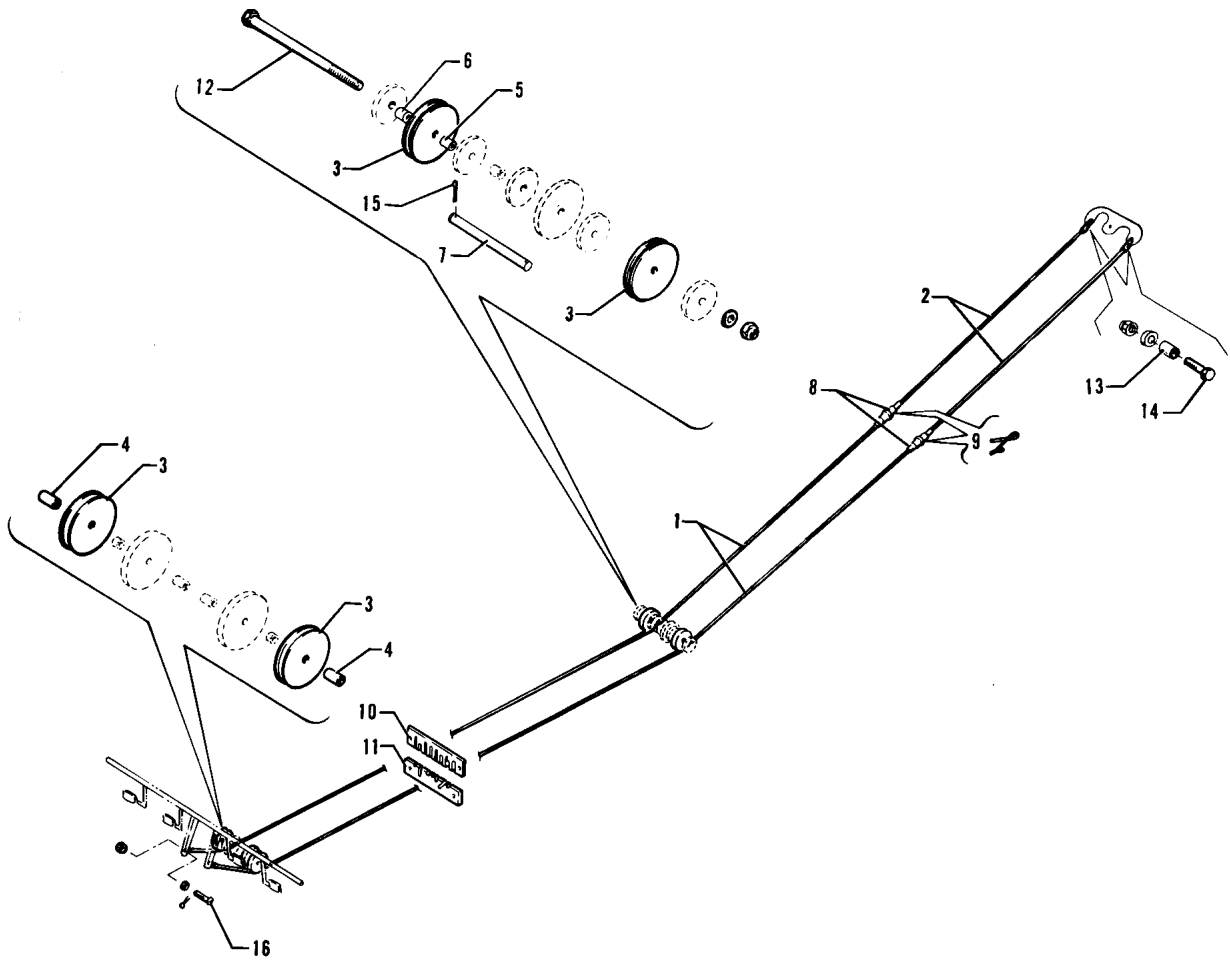


Figure 46. Rudder Control Installation

---

# PIPER PARTS CATALOG

---

## CODE EXPLANATIONS FOR FIGURE 46

W - These parts must be ordered from Service Spares Department, Piper Aircraft, Lock Haven, Penna.

## PIPER PARTS CATALOG

Figure and Index Number	Part Number	Code	Nomenclature	No. Req.	Serial Numbers Affected
46-	35135		DRAWING - Control System Installation		
-1	62701-100		CABLE ASSEMBLY - Rudder control, forward	2	
-2	62701-08		CABLE ASSEMBLY - Rudder control, aft	2	
-3	41001-10		PULLEY - Rudder control	4	
-4	62743-04		SPACER - Rudder control	2	
-5	62743-05		SPACER - Rudder control	1	
-6	62743-03		SPACER - Rudder control	1	
-7	62710-03		PIN - Guard, rudder pulley	1	
-8	489 910	W	TURNBUCKLE - Rudder cable (MS21251-B5S)	2	
-9	554 979	W	CLIP - Rudder cable (MS21256-1)	4	
-10	62769-00		FAIRLEAD - Spar box, upper	1	
-11	62768-00		FAIRLEAD - Spar box, lower	1	
-12	401 378		BOLT - (AN5-53A)	1	
	407 566	W	WASHER - (AN960-516)	3	
	404 889	W	NUT - (MS20365-524C)	1	
-13	63900-31		BUSHING	2	
-14	400 674	W	BOLT - (AN23-12)	2	
	407 564	W	WASHER - (AN960-10)	2	
	404 392	W	NUT - (AN320-3)	2	
	424 051	W	COTTER PIN - (MS24665-132)	2	
-15	424 051	W	COTTER PIN - (MS24665-132)	2	
-16	400 672	W	BOLT - (AN23-10)	2	
	407 564	W	WASHER - (AN960-10)	2	
	404 392	W	NUT - (AN320-3)	2	
	424 051	W	COTTER PIN - (MS24665-132)	2	

When ordering, always specify Part Number, Description, and Serial Number of Aircraft

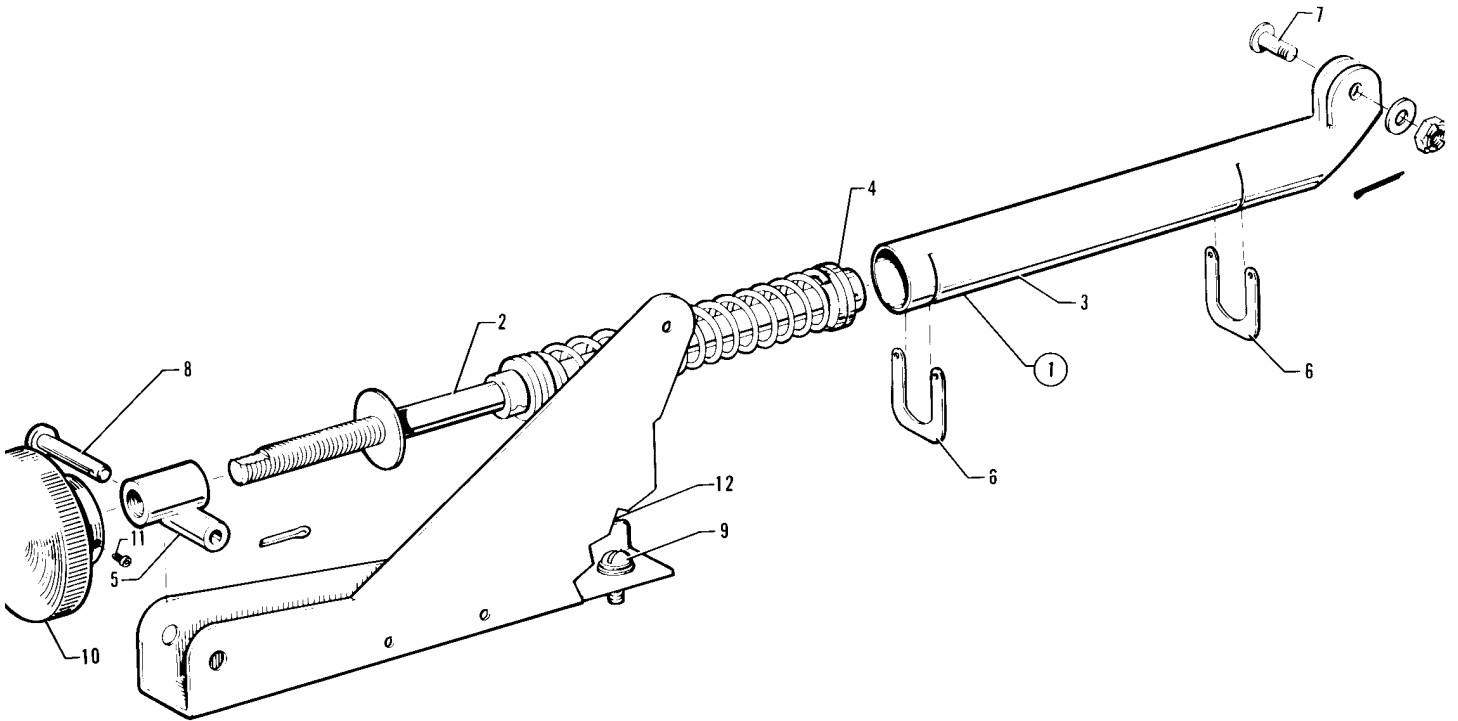


Figure 47. Rudder Trim Mechanism Installation

---

# PIPER PARTS CATALOG

---

## CODE EXPLANATIONS FOR FIGURE 47

W - These parts must be ordered from Service Spares Department, Piper Aircraft, Lock Haven, Penna.

**PIPER PARTS CATALOG**

Figure and Index Number	Part Number	Code	Nomenclature	No. Req.	Serial Numbers Affected
47-	65837 35135		DRAWING - Rudder Trim Mechanism Installation DRAWING - Control System Installation		
-1	65837-04		ADJUSTMENT ASSEMBLY - Rudder trim	1	
-2	62829-05		* SHAFT ASSEMBLY - Rudder trim	1	
-3	65836-00		* HOUSING - Rudder trim	1	
-4	62833-127		* WASHER	1	
-5	62831-00		* WELD ASSEMBLY - Bushing	1	
-6	62832-00		* CLIP - Rudder trim	2	
-7	400 672	W	BOLT - (AN23-10)	1	
	407 584	W	WASHER - (AN960-10L)	1	
	404 392	W	NUT - (AN320-3)	1	
	424 051	W	COTTER PIN - (MS24665-132)	1	
-8	424 186	W	PIN - (MS20392-2-35) Flat head	1	
	424 051	W	COTTER PIN - (MS24665-132)	1	
-9	415 544	W	SCREW - (MS35206-244)	2	
	407 583		WASHER - (AN960-8L)	2	
-10	62838-00		KNOB - Rudder trim	1	
-11	419 967		SCREW - Set (MS51964-132)	1	
-12	69318-00		CHANNEL - Rudder trim	1	

When ordering, always specify Part Number, Description, and Serial Number of Aircraft

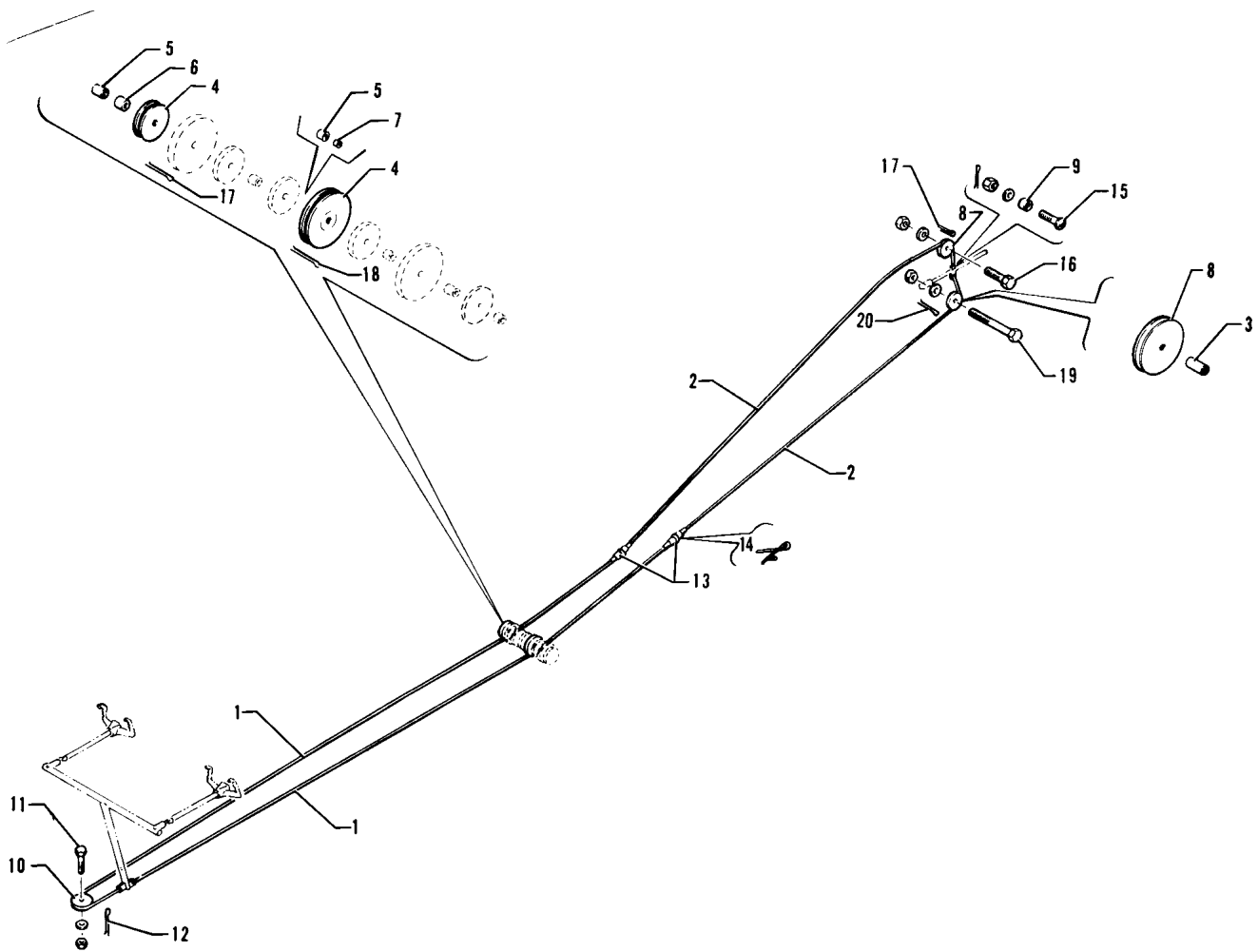


Figure 48. Stabilator Control Installation

---

# PIPER PARTS CATALOG

---

## CODE EXPLANATIONS FOR FIGURE 48

W - These parts must be ordered from Service Spares Department, Piper Aircraft, Lock Haven, Penna.



**PIPER PARTS CATALOG**

Figure and Index Number	Part Number	Code	Nomenclature	No. Req.	Serial Numbers Affected
48-	35135		DRAWING - Control System Installation		
-1	62701-113		CABLE ASSEMBLY - Forward, left	1	
	62701-114		CABLE ASSEMBLY - Forward, right	1	
-2	62701-12		CABLE ASSEMBLY - Aft, lower	1	
	62701-13		CABLE ASSEMBLY - Aft, upper	1	
-3	63900-37		BUSHING	2	
-4	63955-03		PULLEY - Stabilator control, forward	2	
-5	62715-02		BEARING - Pulley, outer	2	
-6	62714-03		BEARING - Pulley, inner	1	
-7	62714-02		BEARING - Pulley, inner	1	
-8	41001-10		PULLEY - Stabilator control, aft	2	
-9	63900-31		BUSHING	2	
-10	481 652	W	PULLEY - (MS20220-2)	1	
-11	401 353	W	BOLT - (AN5-12A)	1	
	407 566	W	WASHER - (AN960-516)	1	
	404 889	W	NUT - (MS20365-524C)	1	
-12	424 054	W	COTTER PIN - (MS24665-140)	2	
-13	489 910	W	TURNBUCKLE - (MS21251-B5S)	2	
-14	554 979	W	CLIP - (MS21256-1)	4	
-15	400 674	W	BOLT - (AN23-12)	2	
	407 564	W	WASHER - (AN960-10)	2	
	404 392	W	NUT - (AN320-3)	2	
	424 051	W	COTTER PIN - (MS24665-132)	2	
-16	401 188	W	BOLT - (AN5-10A) Upper pulley	1	
	407 566	W	WASHER - (AN960-516) Upper pulley	1	
	404 889	W	NUT - (MS20365-524C) Upper pulley	1	
-17	424 053	W	COTTER PIN - (MS24665-136)	2	
-18	424 054	W	COTTER PIN - (MS24665-140)	1	
-19	401 354	W	BOLT - (AN5-13A)	1	
	407 566	W	WASHER - (AN960-516)	1	
	404 889	W	NUT - (MS20365-524C)	1	
-20	424 054	W	COTTER PIN - (MS24665-140)	1	

When ordering, always specify Part Number, Description, and Serial Number of Aircraft

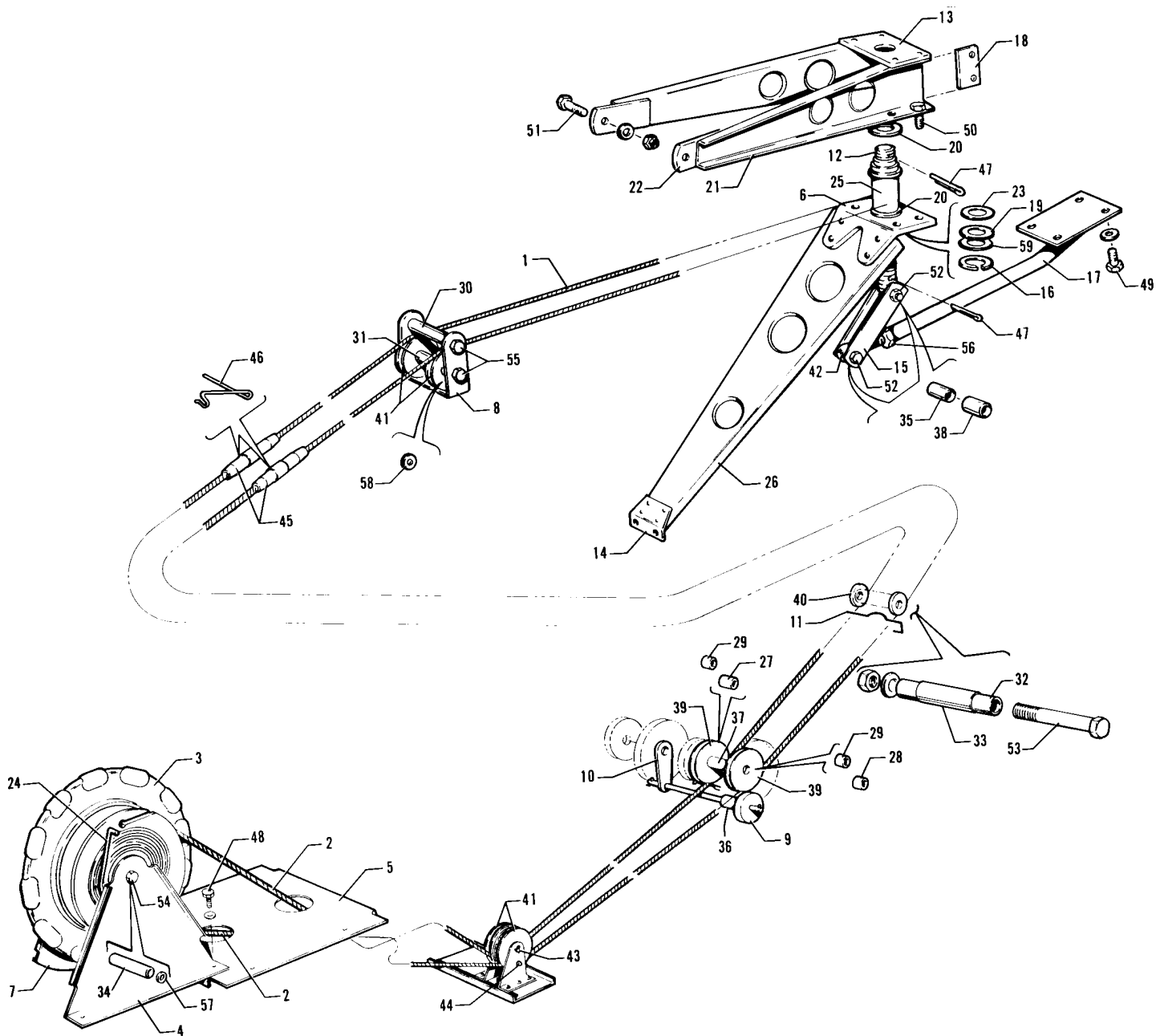


Figure 49. Stabilator Trim Installation

---

# PIPER PARTS CATALOG

---

## CODE EXPLANATIONS FOR FIGURE 49

W - These parts must be ordered from Service Spares Department, Piper Aircraft, Lock Haven, Penna.

## PIPER PARTS CATALOG

Figure and Index Number	Part Number	Code	Nomenclature	No. Req.	Serial Numbers Affected
49-	35135 65258		DRAWING - Control System Installation DRAWING - Stabilator Trim Installation		
-1	62701-47		CABLE - Stabilator trim, aft	1	
-2	62701-104		CABLE - Stabilator trim, forward	2	
-3	68414-03		WHEEL ASSEMBLY - Trim tab	1	
-4	65633-00		BRACKET ASSEMBLY - Trim tab	1	
-5	65632-03		PLATE ASSEMBLY - Trim wheel	1	
-6	65250-02		CLIP - Stabilator trim	1	
-7	65635-00		BRACKET - Trim tab	1	
-8	68472-00		BRACKET - Stabilator trim pulley	1	
-9	65639-00		GUARD - Trim pulley	1	
-10	62709-00		GUARD - Pin holder	1	
-11	99856-00		GUARD - Cable	1	
-12	65246-00		SHAFT - Stabilator trim	1	
-13	65249-02		PLATE - Stabilator trim	1	
-14	65252-00		CLIP - Stabilator trim	1	
-15	65253-00		LINK - Stabilator trim	2	
-16	484 747		SNAP RING - (5108-75)	1	
-17	65248-00		ARM ASSEMBLY - Stabilator trim	1	
-18	68491-00		GUARD - Cable	2	
-19	452 418		BEARING - Thrust (T-1010)	1	
-20	452 413		BEARING - (F-838)	2	
-21	65244-00		RIB - Stabilator trim	2	
-22	65251-00		TAB - Stabilator trim	2	
-23	62833-18		SHIM - Stabilator trim	1	
-24	68488-02		INDICATOR - Stabilator trim	1	
-25	63530-00		BARREL - Stabilator trim	1	
-26	65245-00		RIB - Stabilator trim	1	
-27	62714-02		BUSHING - Trim tab	1	
-28	62714-04		BUSHING - Trim tab	1	
-29	62715-02		BUSHING - Trim tab	2	
-30	63900-55		BUSHING - Stabilator trim pulley	1	
-31	63900-56		BUSHING - Stabilator trim pulley	1	
-32	63900-59		BUSHING - Stabilator trim, inner	1	
-33	63900-60		BUSHING - Stabilator trim, outer	1	
-34	63900-61		BUSHING	1	
-35	65003-06		BUSHING - Stabilator trim link	2	
-36	63900-124		BUSHING	1	
-37	62743-08		SPACER - Stabilator trim pulley	1	
-38	63882-09		SLEEVE - Stabilator trim link	2	
-39	62711-03		PULLEY - Trim tab	2	
-40	62711-04		PULLEY - Stabilator trim	2	
-41	481 640		PULLEY - (MS24566-1B)	4	
-42	65254-00		BOLT - Eye, stabilator trim	1	
-43	424 180		PIN - (MS20392-2C23)	1	
	424 051	W	COTTER PIN - (MS24665-132)	1	
-44	424 148	W	PIN - (MS20392-1C23)	1	
	424 051	W	COTTER PIN - (MS24665-132)	1	
-45	489 873	W	BARREL - Turnbuckle (MS21251-B2S)	2	
-46	554 979	W	CLIP - Turnbuckle safety (MS21256-1)	4	
-47	424 123		COTTER PIN - (MS24665-368)	2	
-48	400 437	W	BOLT - (AN3-3A)	4	
-49	400 437	W	BOLT - (AN3-3A)	4	
	407 584	W	WASHER - (AN960-10L)	4	

When ordering, always specify Part Number, Description, and Serial Number of Aircraft

## PIPER PARTS CATALOG

Figure and Index Number	Part Number	Code	Nomenclature	No. Req.	Serial Numbers Affected
49-50	400 438	W	BOLT - (AN3-4A)	4	
	407 564	W	WASHER - (AN960-10)	4	
	404 887	W	NUT - (MS20365-1032C)	4	
-51	401 266	W	BOLT - (AN3-5A)	2	
	494 066	W	WASHER - (K19001-3)	2	
	406 551		NUT - (H 19000-3)	2	
-52	401 269	W	BOLT - (AN3-10A)	2	
	407 564	W	WASHER - (AN960-1 0)	4	
	404 887	W	NUT - (MS20365-1032C)	2	
-53	400 446	W	BOLT - (AN3-16A)	1	
	407 585	W	WASHER - (AN960-416L)	2	
	404 887	W	NUT - (MS20365-1032C)	1	
-54	400 450	W	BOLT - (AN3-17A)	1	
	407 584	W	WASHER - (AN960-10L)	2	
	407 564	W	WASHER - (AN960-10)	1	
	407 587	W	WASHER - (AN960-616L)	1	
	404 887	W	NUT - (MS20365-1032C)	1	
-55	401 279	W	BOLT - (AN3-25A)	2	
	407 584	W	WASHER - (AN960-10L)	2	
	404 887	W	NUT - (MS20365-1032C)	2	
-56	404 325		NUT - (AN316-7R)	1	
-57	62833-37		WASHER	1	
-58	407 564	W	WASHER - (AN960-10)	2	
-59	407 684		WASHER - (AN960-C1216L)	1	

When ordering, always specify Part Number, Description, and Serial Number of Aircraft

PIPER PARTS CATALOG

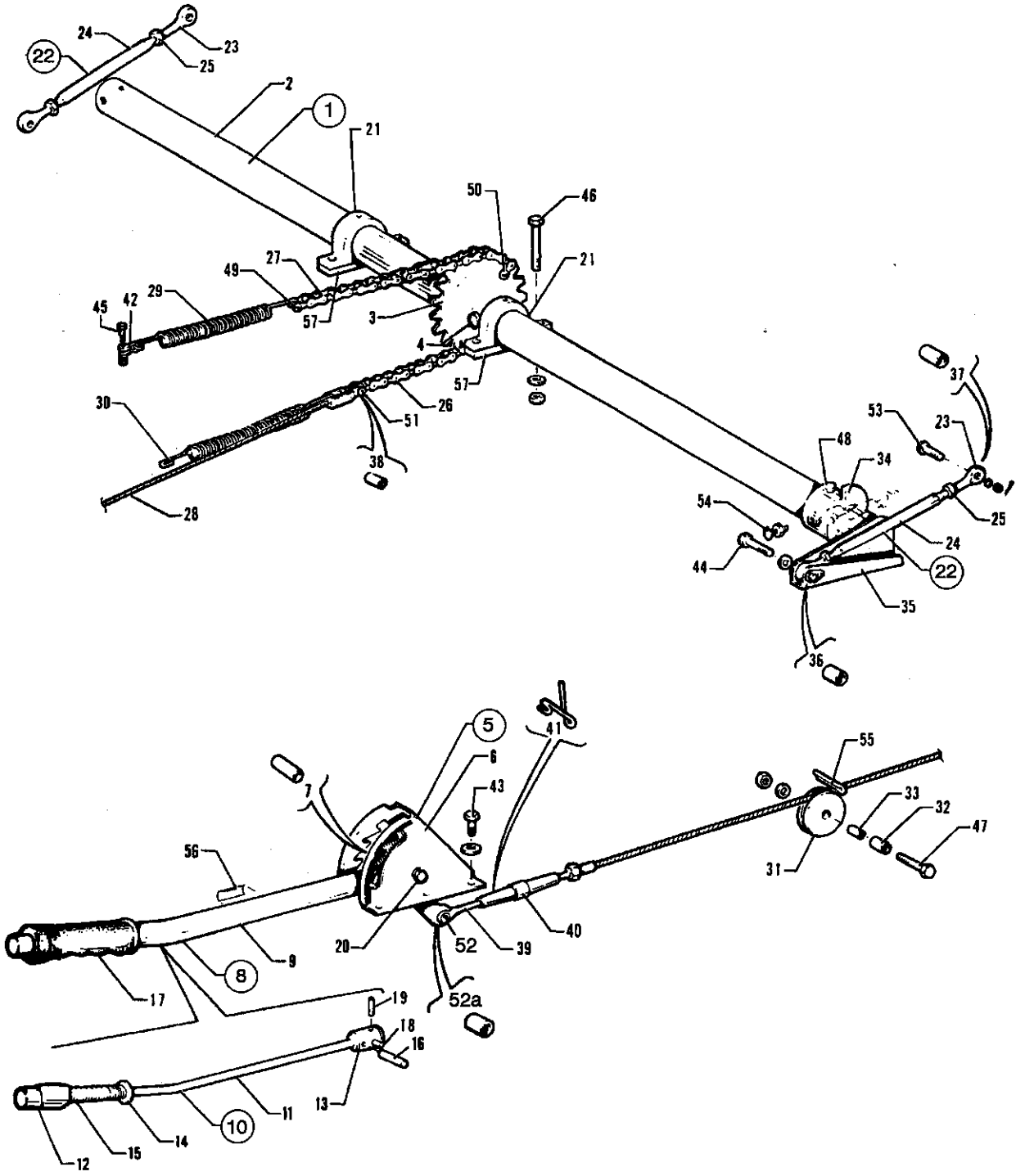


Figure 50. Flap Control Installation

---

# PIPER PARTS CATALOG

---

## CODE EXPLANATIONS FOR FIGURE 50

- A - Used if two or more torque shaft support shims, P/N 35402-04, are installed with each torque shaft support clamp assembly.
- B - See latest revision of Piper Service Bulletin 965.
- W - Code W is no longer applicable.

## PIPER PARTS CATALOG

Figure and Index Number	Part Number	Code	Nomenclature	No. Req.	Serial Numbers Affected
50-	35135		DRAWING - Control System Installation		
-1	62705-00		FLAP TORQUE TUBE ASSEMBLY - Complete	1	
-2	62725-00		* TORQUE TUBE - Flap	1	
-3	62789-02		* SPROCKET ASSEMBLY - Flap torque tube	1	
-4	400 011	W	* BOLT - (AN4-16A)	2	
	407 565	W	* WASHER - (AN960-416)	2	
	404 836	W	* NUT - (MS20364-428C)	2	
-5	62706-06		LEVER ASSEMBLY - Flap control	1	
-6	65654-06		* BRACKET ASSEMBLY - Flap lever	1	
-7	62740-00		* BUSHING - Flap lever	1	
-8	63782-04		* HANDLE ASSEMBLY - Flap lever	1	
-9	63781-00		** TUBE ASSEMBLY - Flap lever	1	
-10	63391-03		** PLUNGER ASSEMBLY - Flap lever	1	
-11	63391-02		*** TUBE - Plunger	1	
-12	62733-00		*** PLUG - Plunger, upper	1	
-13	62734-02		*** PLUG - Plunger, lower	1	
-14	62736-00		*** WASHER	1	
-15	50111-00	W	*** SPRING	1	
-16	480 696	W	*** PIN - Roll (59-022-094-0625)	2	
-17	63779-00		** GRIP - Flap lever	1	
-18	63782-03		** PIN - Roll	1	
-19	480 812		** PIN - Roll (52-012-062-0625)	1	
-20	401 274	W	* BOLT - (AN3-15A)	1	
	407 564	W	* WASHER - (AN960-10)	2	
	404 887	W	* NUT - (MS20365-1032C)	1	
-21	35402-00		CLAMP ASSEMBLY - Torque shaft support	2	
-22	62764-00		ROD ASSEMBLY - Flap tube	2	
-23	452 335	W	* BEARING - (F34-14 R.H. Thread)	1	
	452 336		* BEARING - (FL34-14 L.H. Thread)	1	
-24	62764-02		* TUBE - Flap	1	
-25	404 322	W	* NUT - (AN316-4R R.H. Thread)	1	
	404 320		* NUT - (AN316-4L L.H. Thread)	1	
-26	62858-03		CHAIN - (65 Diamond roller, 8.5" L.)	1	
-27	62858-04		CHAIN - (65 Diamond roller, 6.0" L.)	1	
-28	62701-101		CABLE ASSEMBLY - Flap	1	
-29	62820-00		SPRING - Flap return	1	
-30	62821-00		SPRING - Flap cable tension	1	
-31	62711-02		PULLEY - Flap	1	
-32	62713-02		BEARING - Outer	1	
-33	62712-02		BEARING - Inner	1	
-34	62856-00		FITTING ASSEMBLY - Left	1	
	62856-01		FITTING ASSEMBLY - Right	1	
-35	62727-00		TUBE ASSEMBLY - Flap torque tube, left	1	
	62727-01		TUBE ASSEMBLY - Flap torque tube, right	1	
-36	63900-38		BUSHING - Flap bellcrank	2	
-37	63900-39		BUSHING - Flap rod end	2	
-38	82732-76	W	BUSHING	1	
-39	461 136	W	FORK - (NAS645-22RS)	1	
-40	489 910	W	BARREL - (MS21251-B5S)	1	
-41	554 979	W	CLIP - (MS21256-1)	2	
-42	486 563	W	SHACKLE - (AN115-16)	1	
-43	400 438	W	BOLT - (AN3-4A)	6	
-44	400 443	W	BOLT - (AN3-12A)	2	
	407 564	W	WASHER - (AN960-10)	2	

When ordering, always specify Part Number, Description, and Serial Number of Aircraft



## PIPER PARTS CATALOG

Figure and Index Number	Part Number	Code	Nomenclature	No. Req.	Serial Numbers Affected
50-45	401 266	W	BOLT - (AN3-5A)	1	
	407 564	W	WASHER - (AN960-10)	1	
	404 887	W	NUT - (MS20365-1032C)	1	
-46	400 440	W	BOLT - (AN3-6A)	4	
	400 441	A,W	BOLT - (AN3-7A)	4	
	407 564	W	WASHER - (AN960-10)	4	
	407 564	A,W	WASHER - (AN960-10)	12	
	404 887	W	NUT - (MS20365-1032C)	4	
-47	400 004	W	BOLT - (AN4-7A)	1	
	407 585	W	WASHER - (AN960-416L)	1	
	404 888	W	NUT - (MS20365-428C)	1	
-48	401 318	W	BOLT - (AN4-20A)	4	
	407 565	W	WASHER - (AN960-416)	4	
	404 888	W	NUT - (MS20365-428C)	4	
-49	400 652		BOLT - (AN21-8)	1	
	407 562	W	WASHER - (AN960-6)	1	
	404 391		NUT - (AN320-1)	1	
	424 041		COTTER PIN - (MS24665-5)	1	
-50	400 653		BOLT - Clevis (AN21-9)	2	
	407 562	W	WASHER - (AN960-6)	4	
	404 391		NUT - (AN320-1)	2	
	424 041		COTTER PIN - (MS24665-5)	2	
-51	400 653		BOLT - (AN21-9)	1	
	404 391		NUT - (AN320-1)	1	
	424 041		COTTER PIN - (MS24665-5)	1	
-52	400 672	W	BOLT - (AN23-10)	1	
	407 564	W	WASHER - (AN960-10)	1	
	404 392	W	NUT - (AN320-3)	1	
	424 051	W	COTTER PIN - (MS24665-132)	1	
-53	400 680		BOLT - (AN23-18)	2	
	407 564	W	WASHER - (AN960-10)	2	
	404 100	W	NUT - (AN310-3)	2	
	424 051	W	COTTER PIN - (MS24665-132)	2	
-54	411 538		SCREW - (MS35207-269)	2	
	404 224	W	NUT - (AN315-3R)	2	
-55	424 052	W	COTTER PIN - (MS24665-134)	1	
-56	35669-27		PLACARD - Flap lever	1	
-57	35402-04		SHIM - Torque shaft support	AR	

When ordering, always specify Part Number, Description, and Serial Number of Aircraft

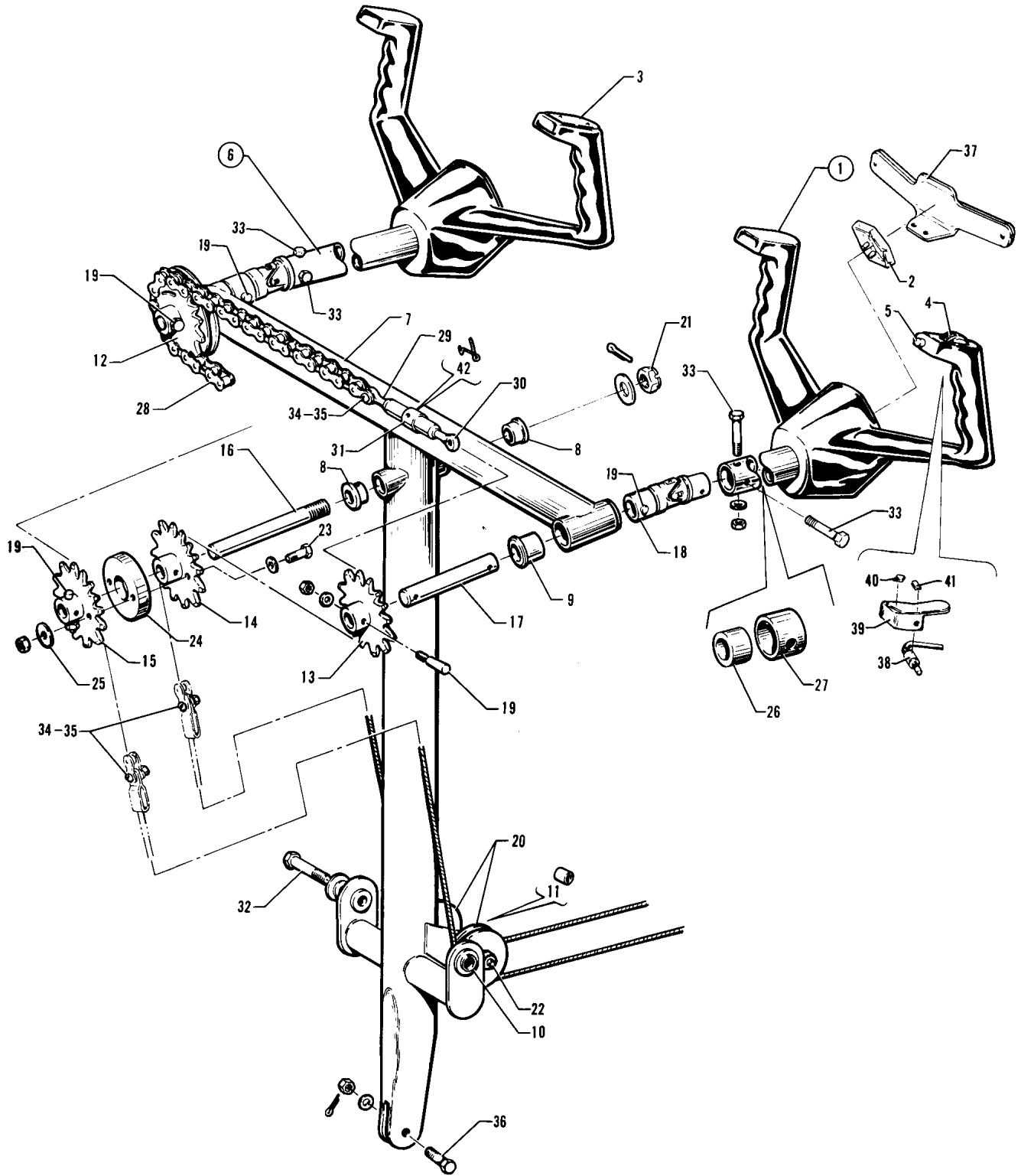


Figure 51. Control Wheel Installation

---

# PIPER PARTS CATALOG

---

## CODE EXPLANATIONS FOR FIGURE 51

- A - Control wheel assembly does not include switches. Order desired switches separately.
- B - Used if boom mike only is installed.
- C - Used if Electric Trim with Boom Mike is installed.
- W - These parts must be ordered from Service Spares Department, Piper Aircraft, Lock Haven, Penna.

## PIPER PARTS CATALOG

Figure and Index Number	Part Number	Code	Nomenclature	No. Req.	Serial Numbers Affected
51-	35135		DRAWING - Control System Installation		
-1	79276-00	A	WHEEL ASSEMBLY - Control (left grip cored)	2	
-2	79275-00		* MEDALLION - Control wheel	1	
-3	67491-00		* PLATE - Control wheel cover (standard)	1	
	67491-03	B	* PLATE - Control wheel cover	1	
-4	79652-03		SWITCH ASSEMBLY - Manual electric trim	1	
	79652-05	C	SWITCH ASSEMBLY - Manual electric trim	1	
-5	67463-00		SWITCH ASSEMBLY - AutoFlite	1	
-6	62019-03		CONTROL COLUMN ASSEMBLY	1	
-7	62703-33		* TEE BAR ASSEMBLY - Control column	1	
-8	452 372	W	** BEARING - (F-504-2)	2	
-9	452 389		* BEARING - (F-825-2)	4	
-10	452 388		* BEARING - (F4DD)	2	
-11	62712-04		* BUSHING - Control column pulley	2	
-12	62845-02		* SPROCKET ASSEMBLY - Control column, right	1	
-13	62839-00		* SPROCKET ASSEMBLY - Control column, left	1	
-14	62778-00		* SPROCKET ASSEMBLY - Control column, center rear	1	
-15	63404-00		* SPROCKET - Control column, center front	1	
-16	69077-00		* SHAFT - Control column, center	1	
-17	62716-07		* SHAFT - Control column	2	
-18	62834-02		* UNIVERSAL JOINT - Control column	2	
-19	480 730		* PIN - (AN360-1-6A)	5	
	494 093		* WASHER - (AN975-3)	5	
	404 835	W	* NUT - (MS20364-1032C)	5	
-20	481 651	W	* PULLEY - Control column (MS20220-1)	2	
-21	407 568	W	* WASHER - (AN960-716)	1	
	404 104	W	* NUT - (AN310-7)	1	
	424 060		* COTTER PIN - (MS24665-285)	1	
-22	401 333		* BOLT - (AN4-35A)	1	
	407 565	W	* WASHER - (AN960-416)	4	
	404 888	W	* NUT - (MS20365-428C)	1	
-23	401 269	W	* BOLT - (AN3-10A)	2	
	407 564	W	* WASHER - (AN960-1 0)	2	
	407 584	W	* WASHER - (AN960-10L)	2	
	404 887	W	* NUT - (MS20365-1032C)	2	
-24	62782-00		* SPACER - Control column	1	
-25	62784-00		* WASHER - Control column	2	
-26	68557-00		* BUSHING - Control column	2	
-27	67193-03		STOP - Tee bar, left	1	
-28	62858-02		CHAIN - Control	2	
-29	62840-02		EYE BOLT - Turnbuckle, right	1	
-30	62840-03		EYE BOLT - Turnbuckle, left	1	
-31	489910	W	BARREL - Turnbuckle (MS21251 -B5S)	2	
-32	401 310	W	BOLT - (AN4-10A)	2	
	62833-85		WASHER - (O.D. 1.50")	2	
	62833-86		WASHER - (O.D. .75")	2	
	404 888	W	NUT - (MS20365-428C)	2	
-33	66546-00		BOLT - Special	4	
	407 584	W	WASHER - (AN960-10L)	4	
	404 835	W	NUT - (MS20364-1032C)	4	
-34	82732-76	W	BUSHING - Control chain	4	
-35	400 653		BOLT - (AN21-9)	4	
	404 391		NUT - (AN320-1)	4	
	424 041		COTTER PIN - (MS24665-5)	4	

When ordering, always specify Part Number, Description, and Serial Number of Aircraft

## PIPER PARTS CATALOG

Figure and Index Number	Part Number	Code	Nomenclature	No. Req.	Serial Numbers Affected
51-36	400 056	W	BOLT - (AN3-11)	1	
	407 564	W	WASHER - (AN960-10)	1	
	404 100	W	NUT - (AN310-3)	1	
	424 051	W	COTTER PIN - (MS24665-132)	1	
-37	67984-02	W	CLIP ASSEMBLY - Map	1	
-38	487 904	W	SWITCH - Boom mike (39-1)	1	
-39	37729-02		BRACKET ASSEMBLY - Switch	1	
-40	35669-16		PLACARD - A/P INTR.	1	
-41	35669-17		PLACARD - Mike	1	
-42	554 979	W	CLIP - Turnbuckle (MS21256-1)	2	

When ordering, always specify Part Number, Description, and Serial Number of Aircraft

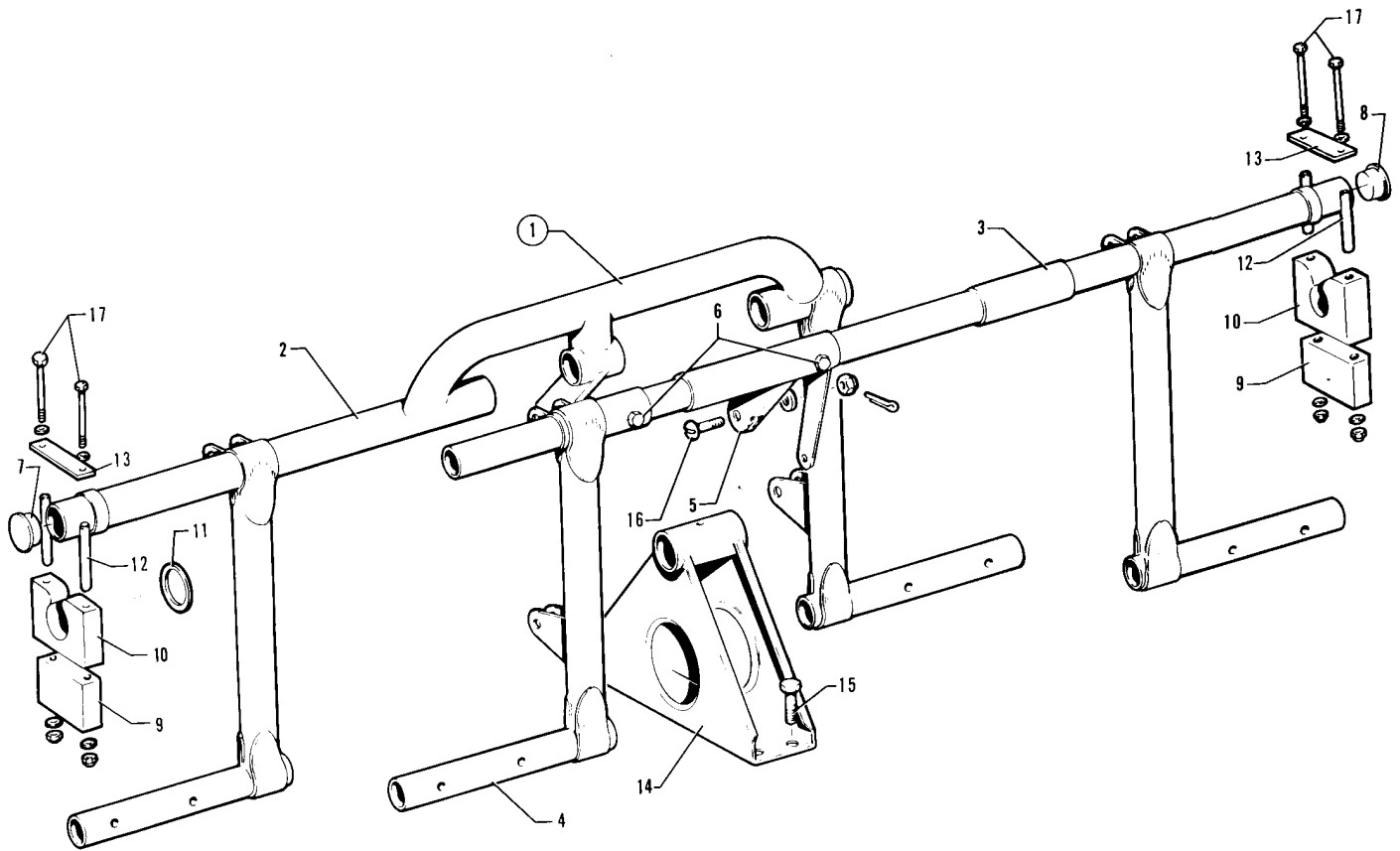


Figure 52. Rudder Pedal Installation

---

# PIPER PARTS CATALOG

---

## CODE EXPLANATIONS FOR FIGURE 52

W - These parts must be ordered from Service Spares Department, Piper Aircraft, Lock Haven, Penna.

## PIPER PARTS CATALOG

Figure and Index Number	Part Number	Code	Nomenclature	No. Req.	Serial Numbers Affected
52-	35135		DRAWING - Control System Installation		
-1	63459-22		RUDDER PEDAL ASSEMBLY - Complete	1	
-2	63420-12		PEDAL AND BAR ASSEMBLY	1	
-3	63419-00		PEDAL AND BAR ASSEMBLY	1	
-4	63458-04		PEDAL AND BAR ASSEMBLY	1	
-5	66661-00		ARM ASSEMBLY - Connector	1	
-6	402 314		BOLT - (AN174-13A)	2	
	407 585	W	WASHER - (AN960-416)	4	
	404 836	W	NUT - (MS20364-428C)	2	
-7	581 330		PLUG - Rudder pedal assembly	1	
-8	581 332		PLUG - Rudder pedal assembly	1	
-9	63456-00		BLOCK - Rudder bar support, bottom	2	
-10	65050-00		BLOCK - Rudder bar support, top	2	
-11	62833-17		WASHER - Rudder bar support	2	
-12	65003-03		BUSHING - Rudder bar support	4	
-13	63455-00		PLATE - Rudder bar support	6	
-14	63451-00		SUPPORT, ASSEMBLY - Rudder bar	1	
-15	400 438	W	BOLT - (AN3-4A)	4	
-16	400 672	W	BOLT - (AN23-10)	2	
-17	400 456	W	BOLT - (AN3-31A)	4	

When ordering, always specify Part Number, Description, and Serial Number of Aircraft



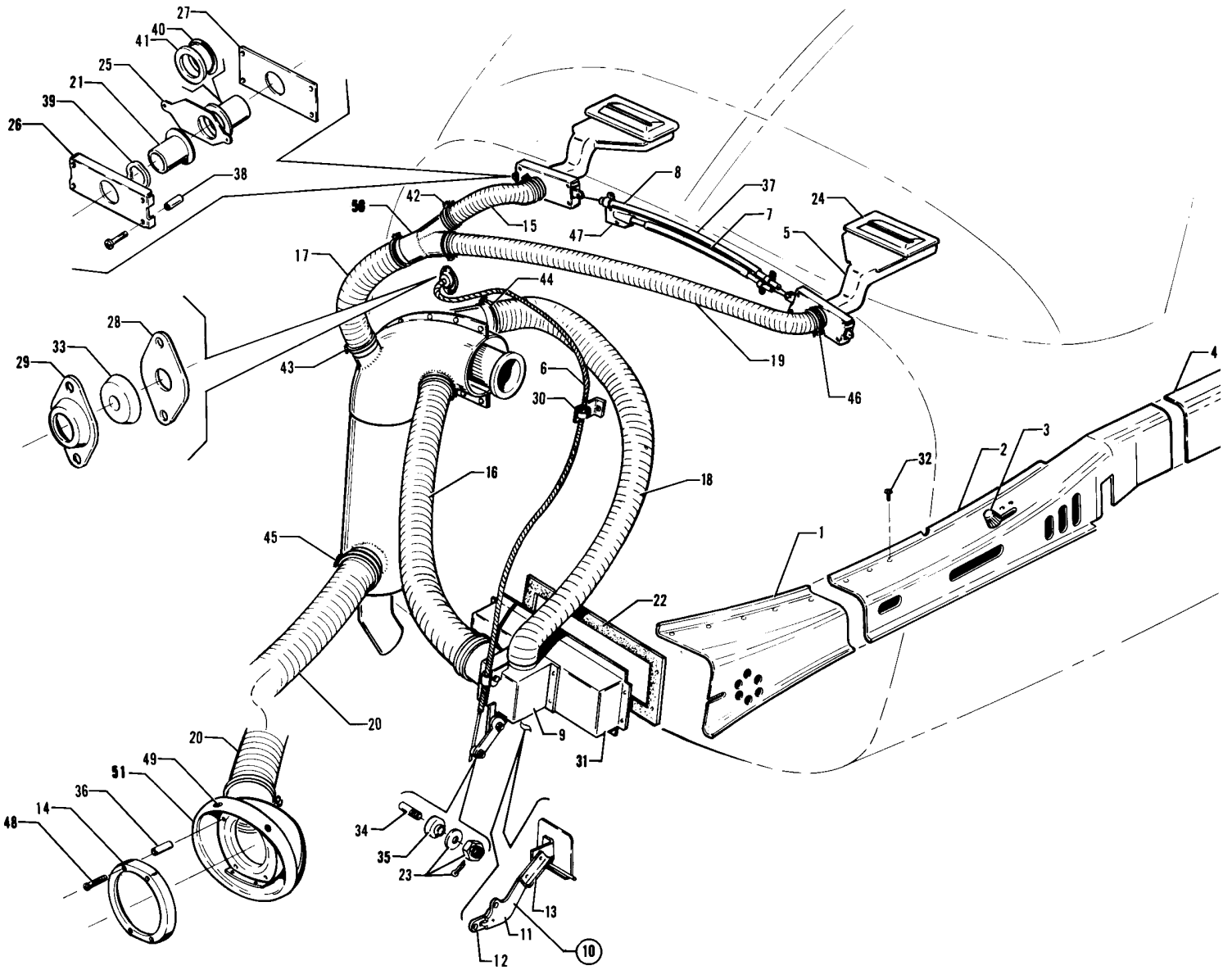


Figure 53. Heat and Defrost System Installation

---

## PIPER PARTS CATALOG

---

### CODE EXPLANATIONS FOR FIGURE 53

- A - See Figure 59 if landing light is installed.
- B - Used if landing light is not installed.
- C - Used if landing light is installed.
- D - When ordering, specify color "bark II" or black.
- W - These parts must be ordered from Service Spares Department, Piper Aircraft, Lock Haven, Penna.

## PIPER PARTS CATALOG

Figure and Index Number	Part Number	Code	Nomenclature	No. Req.	Serial Numbers Affected
53-	35777		DRAWING - Cabin Heat and Defrost System Installation		
-1	76219-00		DUCT - Cabin heat, left front	1	
	76219-01		DUCT - Cabin heat, right front	1	
-2	36511-02		DUCT ASSEMBLY - Cabin heat, center, left	1	
	36511-03		DUCT ASSEMBLY - Cabin heat, center, right	1	
-3	66980-00		* KNOB - Heat duct	1	
-4	76129-02		DUCT - Cabin heat, left rear	1	
	76129-01		DUCT - Cabin heat, right rear	1	
-5	79615-02		DUCT ASSEMBLY - Defroster air, left	1	
	79615-03		DUCT ASSEMBLY - Defroster air, right	1	
-6	554 142	B	CABLE ASSEMBLY - Cabin heat control (PS50146-4-3)	1	
	553 878	C	CABLE ASSEMBLY - Cabin heat control (PS50146-4-10)	1	
-7	554 143		CABLE ASSEMBLY - Defroster control (PS50146-6-2)	1	
-8	554 144		CABLE ASSEMBLY - Defroster (PS50146-6-1)	1	
-9	35867-02		BOX ASSEMBLY - Cabin heat	1	
-10	35867-07		LINK ASSEMBLY - Cabin heat box	1	28-7921001 to 28-7921080 incl.
-11	36558-02		LINK - Cabin heat box	1	28-7921081 and up
-12	36558-03		LINK - Cabin heat box	1	28-7921081 and up
-13	78049-00		LINK ASSEMBLY - Cabin heat box	1	
-14	35777-09	A	COVER - Landing light support	1	
-15	63633-15		HOSE ASSEMBLY - Defrost, right	1	
-16	63633-19		HOSE ASSEMBLY - Heat duct, right	1	
-17	63633-30		HOSE ASSEMBLY - Defrost	1	
-18	63633-40		HOSE ASSEMBLY - Heat duct, left	1	
-19	63633-60		HOSE ASSEMBLY - Defrost, left	1	
-20	63633-111		HOSE ASSEMBLY - Air inlet	1	
-21	69279-00		TUBE - Defroster valve	4	
-22	62969-00		GASKET - Distributor box	1	
-23	404 100	W	NUT - (AN310-3)	1	
	407 564	W	WASHER - (AN960-10)	1	
	424 051	W	COTTER PIN - (MS24665-132)	1	
-24	65318-00		OUTLET - Defroster air	1	
-25	67705-00		GATE - Defroster valve	2	
-26	69273-00		HOUSING - Defroster valve	2	
-27	69274-00		PLATE - Defroster valve	2	
-28	22105-03	W	GASKET - Firewall seal	1	
-29	66789-00		PLATE - Firewall seal	2	
-30	67344-00		BRACKET - Heater cable	1	
-31	62962-03		BOX ASSEMBLY - Distributor, cabin heat	1	
-32	419 683	W	SCREW - Heat duct (4 x 1/2 L. oval head)	38	
	494 001	W	WASHER - Heat duct (4)	38	
-33	68770-14		GROMMET - Firewall seal	2	
-34	70371-03	W	STUD - Swivel fitting	1	
-35	70371-02	W	FITTING - Swivel	1	
-36	95061-162		SPACER - Landing light cover plate	4	
-37	63882-31		SLEEVE - Control cables	2	
-38	65003-43		BUSHING	8	
-39	494 123		WASHER - Spring (35)	2	
-40	484 841	W	"O" RING - (NAS1593-213)	2	
-41	62833-104		WASHER - Defroster valve	2	
-42	454 985	W	CLAMP - (SAE TY A-1)	4	

When ordering, always specify Part Number, Description, and Serial Number of Aircraft

## PIPER PARTS CATALOG

Figure and Index Number	Part Number	Code	Nomenclature	No. Req.	Serial Numbers Affected
53-43	554 896		CLAMP - (SAE TY A-1)	2	
-44	554 837	W	CLAMP - (SAE TY A-2)	4	
-45	554 752		CLAMP - (SAE TY A-2)	2	
-46	554 552		CLAMP - (PS10017-23-10)	4	
-47	69275-00		CLAMP - Defroster cable	1	
-48	415 539		SCREW - (MS35206-249)	4	
-49	494 037	W	WASHER - (PS10092-1-3C)	4	
	410 039		SCREW - (MS24694-S51)	4	
-50	69229-00		TAKEOFF ASSEMBLY - Defroster air	1	
-51	35777-03		HOUSING ASSEMBLY - Heater air inlet and landing light support	1	

When ordering, always specify Part Number, Description, and Serial Number of Aircraft

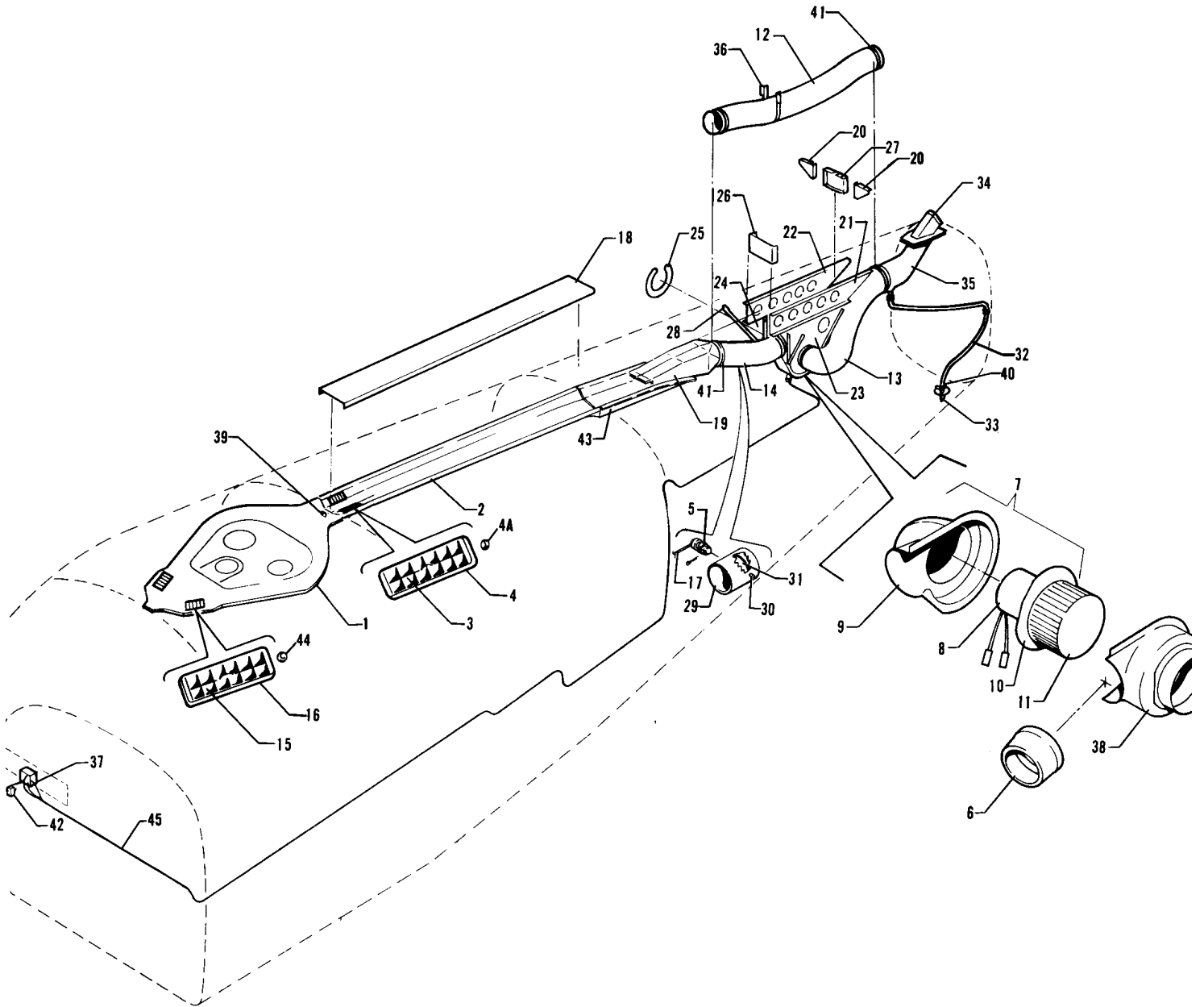


Figure 54. Fresh Air Ventilation Installation

---

# PIPER PARTS CATALOG

---

## CODE EXPLANATIONS FOR FIGURE 54

W - These parts must be ordered from Service Spares Department, Piper Aircraft, Lock Haven, Penna.

**PIPER PARTS CATALOG**

Figure and Index Number	Part Number	Code	Nomenclature	No. Req.	Serial Numbers Affected
54-	76304 79273 79278		DRAWING - Fresh Air Ventilation System Installation DRAWING - Blower Ventilation Installation DRAWING - Ram Air Ventilation Installation		
-1	99500-08 99500-06		PANEL ASSEMBLY - Ventilation (without speaker hole) PANEL ASSEMBLY - Ventilation (with speaker hole)	1 1	
-2	76307-07		DUCT ASSEMBLY - Center, ventilation	1	
-3	473 187		* LOUVER - (136-1M)	2	
-4	461 386		* FRAME - (173-M)	2	
-4a	406 424		* NUT - (C2733-040-1)	8	
-5	70371-02 70371-03 407 564 404 392 424 051	W W W W W	FITTING - Swivel STUD - Swivel fitting WASHER - (AN960-10) NUT - (AN320-3) COTTER PIN - (MS24665-132)	1 1 1 1 1	
-6	99633-00		DUCT - Hose connect	1	
-7	99642-02		BLOWER ASSEMBLY - Fresh air	1	
-8	475 210		* MOTOR ASSEMBLY - Blower (UN-YY1S062)	1	
-9	37997-02		* COVER - Fresh air blower	1	
-10	99641-00		* PLATE ASSEMBLY - Motor mounting	1	
-11	452 935		* BLOWER - (AE424-316-1)	1	
-12	63633-154		HOSE	1	
-13	63633-126		HOSE	1	
-14	63633-148		HOSE	1	
-15	473 187		LOUVER - (136-1M)	2	
-16	461 386		FRAME - (173-M)	2	
-17	63902-25		CABLE ASSEMBLY - Fresh air flapper	1	
-18	76309-00 76309-02		CHANNEL - Ventilation CHANNEL - Ventilation	1 1	
-19	79192-00		INTERCONNECT - Ventilation bulkhead	1	
-20	79035-00		GUSSET ASSEMBLY - Intercostal	2	
-21	79280-00		INTERCOSTAL - Blower bracket support, left	1	
-22	79287-00		INTERCOSTAL - Blower bracket support, right	1	
-23	79281-00		HANGER ASSEMBLY - Blower, left	1	
-24	79282-00		HANGER ASSEMBLY - Blower, right	1	
-25	79284-00		RETAINER - Housing	1	
-26	79285-00		BRACKET - Intercostal, forward	1	
-27	79286-00		BRACKET - Intercostal, aft	1	
-28	79303-00		BRACE - Hanger	2	
-29	35954-02		FLAPPER VALVE ASSEMBLY - Fresh air intake	1	
-30	69885-02		* SHAFT ASSEMBLY	1	
-31	35954-03		* FLAPPER ASSEMBLY	1	
-32	63904-89		TUBE - Drain	1	
-33	79290-00		TUBE ASSEMBLY - Drain	1	
-34	79270-00		FITTING ASSEMBLY - Air duct, upper	1	
-35	79271-00		FITTING ASSEMBLY - Air duct, lower	1	
-36	79292-00		STRAP - Ram air hose support	1	
-37	588 109		SWITCH - (MS35058-21)	1	
-38	79264-00		COVER ASSEMBLY - Fresh air blower	1	
-39	69669-77		PLACARD - Cabin air	1	
-40	554 861	W	CLAMP - (SAE TY F-4)	2	
-41	554 640		CLAMP - (SAE TY A-4)	4	
-42	454 709		CIRCUIT BREAKER - (1600-041-02008) 20 amp	1	
-43	76308-00		DUCT - Ventilation bulkhead	1	
-44	406 424		NUT - (C2733-040-1)	8	
-45	79293-04		CABLE - Blower	1	

When ordering, always specify Part Number, Description, and Serial Number of Aircraft

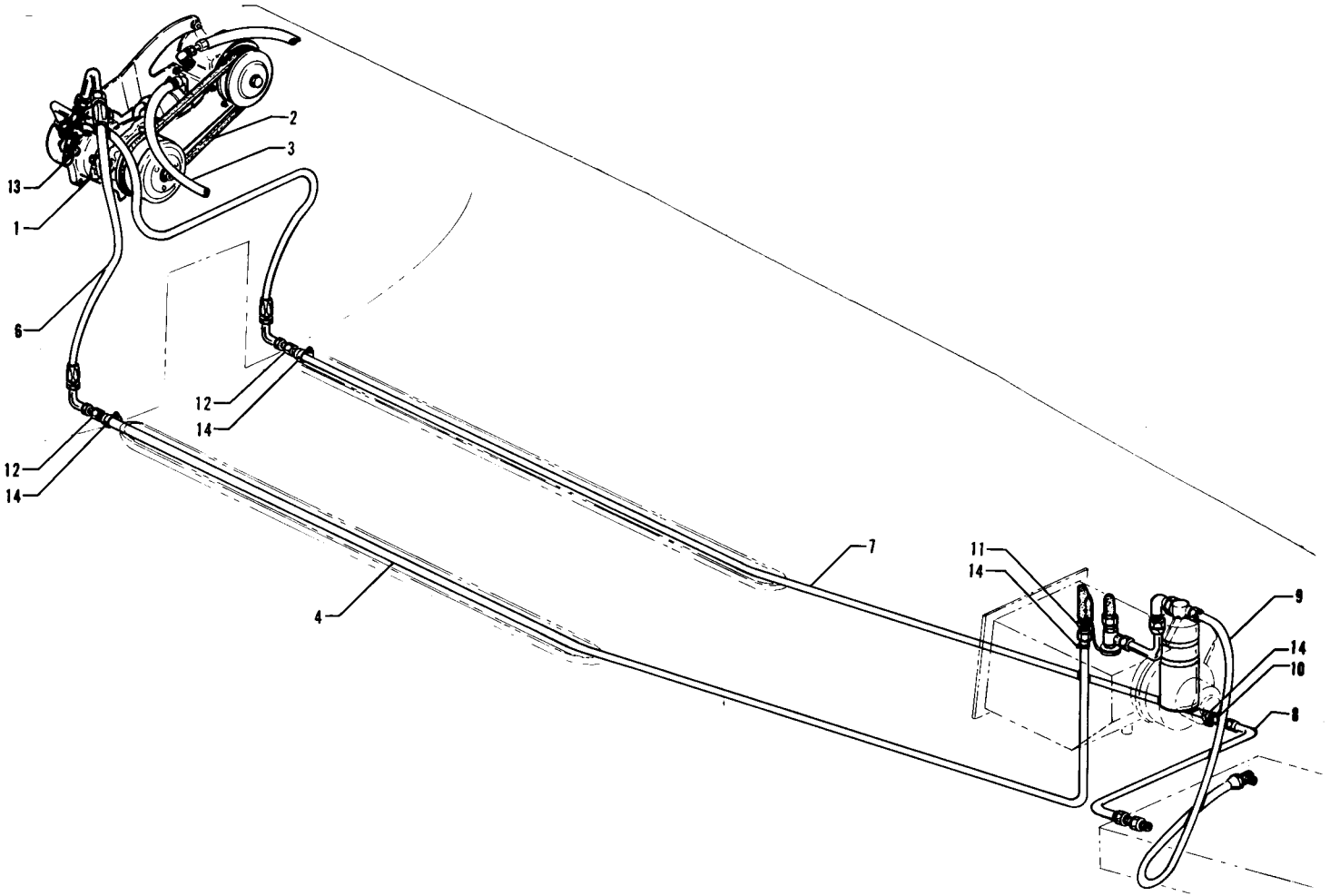


Figure 55. Air Conditioning Compressor and Refrigerant Lines Installation



---

## PIPER PARTS CATALOG

---

### CODE EXPLANATIONS FOR FIGURE 55

- A - Used if Refrigerant Line Fitting Replacement Kit 764-248 has not been installed.
- B - Used if Refrigerant Line Fitting Replacement Kit 764-248 has been installed per Service Spares Letter 387.
- W - These parts must be ordered from Service Spares Department, Piper Aircraft, Lock Haven, Penna.

**PIPER PARTS CATALOG**

Figure and Index Number	Part Number	Code	Nomenclature	No. Req.	Serial Numbers Affected
55-	35785 99602		DRAWING - Air Conditioner Compressor Installation DRAWING - Refrigerant Lines Installation		
-1	555 919		COMPRESSOR ASSEMBLY - (507)	1	
-2	452 651		BELT - Compressor (N7350)	1	
-3	63913-81		HOSE - Vacuum pump to regulating valve	1	
-4	63904-72		HOSE - Suction	1	
-5	99592-10		HOSE - Discharge	1	
-6	99592-11		HOSE - Suction	1	
-7	565 564		HOSE ASSEMBLY - Discharge	1	
-8	565 576		HOSE ASSEMBLY - Discharge	1	
-9	565 578		HOSE ASSEMBLY - Receiver dehydrator to condenser	1	
-10	451 907	A	ADAPTER - (PS10022-6-13)	1	
	561 013	B	FITTING - (FC9158-0606S)	1	
	584 256	B	REDUCER - (42F-8-6)	1	
-11	451 906	A	ADAPTER - (PS10022-6-4)	1	
	561 012	B	FITTING - (FC9158-0808S)	1	
	584 258	B	REDUCER - (661FHD-8-10)	1	
-12	451 908	A	ADAPTER - (PS10022-6-14)	2	
	561 012	B	FITTING - (FC9158-0808S)	2	
	584 257	B	REDUCER - (42F-10-8)	2	
-13	401 394	W	BOLT - (AN6-13A)	2	
	62833-117		WASHER - (1.00 O.D.)	2	
	407 567	W	WASHER - (AN960-616)	2	
	404 890	W	NUT - (MS20365-624C)	2	
-14	554 678	A,W	CLAMP - (H-6)	4	

When ordering, always specify Part Number, Description, and Serial Number of Aircraft

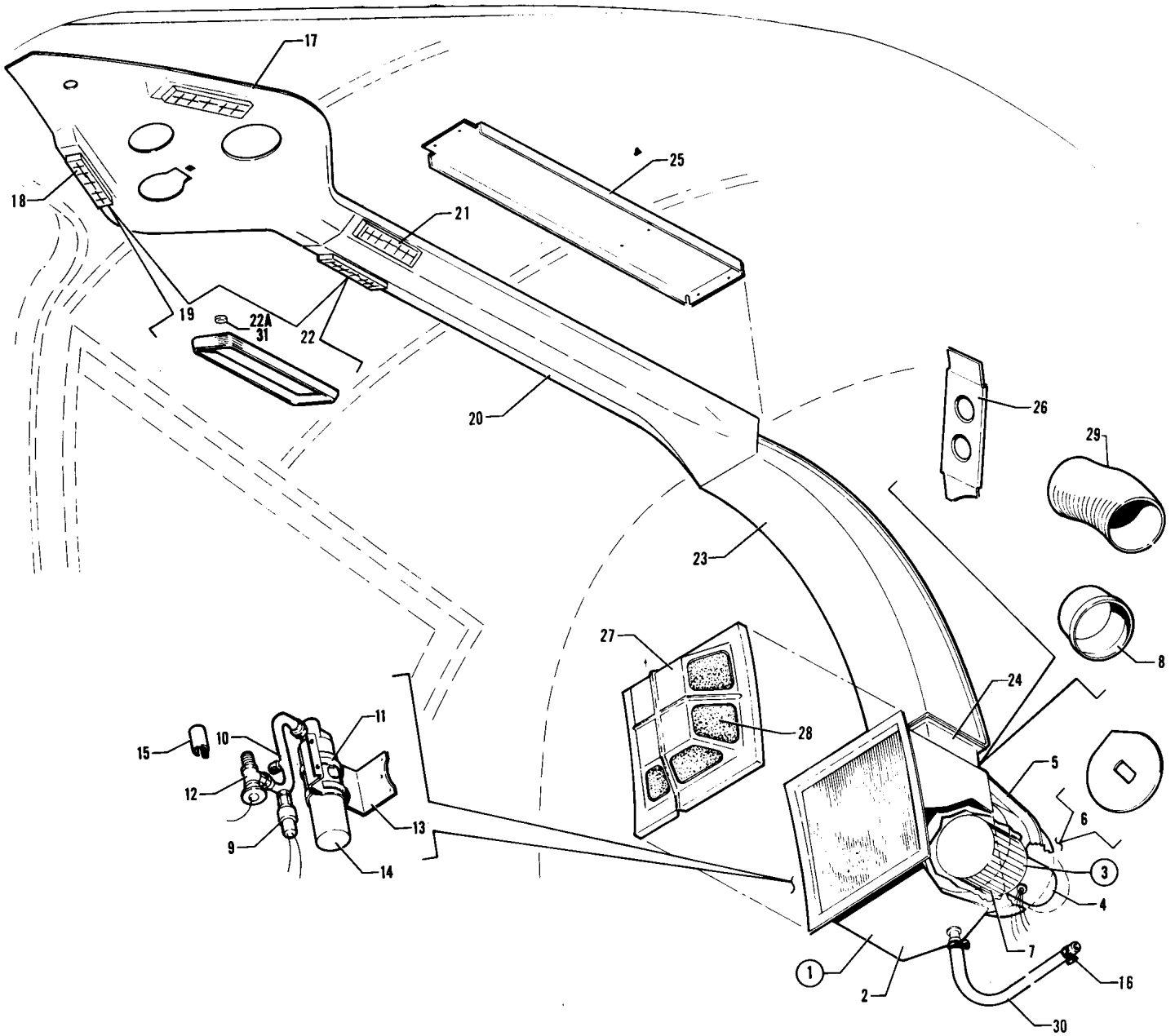


Figure 56. Air Conditioning Duct and Evaporator Installation

---

## PIPER PARTS CATALOG

---

### CODE EXPLANATIONS FOR FIGURE 56

- A - Used on serial numbers 28-7921001 to 28-7921004, 28-7921008, 28-7921009, 28-7921011, 28-7921012, 28-7921014 to 28-7921036, 28-7921038 and up.
- B - Used on serial numbers 28-7921005 to 28-7921007, 28-7921010, 28-7921013 and 28-7921037 only.
- C - Used if duct assembly is riveted to aft cabin bulkhead.
- D - Used if duct assembly is bonded to aft cabin bulkhead.
- W - These parts must be ordered from Service Spares Department, Piper Aircraft, Lock Haven, Penna.

**PIPER PARTS CATALOG**

Figure and Index Number	Part Number	Code	Nomenclature	No. Req.	Serial Numbers Affected
56-	76306 99292		DRAWING - Air Conditioning Duct Installation DRAWING - Evaporator Bulkhead Assembly		
-1	99640-00 99640-02	A B	EVAPORATOR ASSEMBLY - Air conditioning EVAPORATOR ASSEMBLY - Air conditioning	1 1	
-2	99640-03 99640-04	A B	* EVAPORATOR AND HOUSING ASSEMBLY - Air conditioning * EVAPORATOR AND HOUSING ASSEMBLY - Air conditioning	1 1	
-3	99642-03		* BLOWER ASSEMBLY - Evaporator	1	
-4	475 210		* * MOTOR ASSEMBLY - Evaporator blower (UN-YY1S062)	1	
-5	37997-02		* * COVER - Evaporator blower	1	
-6	99641-00		* * PLATE ASSEMBLY - Motor mounting	1	
-7	452 935		* BLOWER - (AE424-316-1)	1	
-8	99633-00		* DUCT - Hose connect	1	
-9	99646-02		* SWITCH ASSEMBLY - Pressure	1	
-10	589 688		* TUBE ASSEMBLY - Evaporator inlet (37245-6-6S)	1	
-11	554 926	W	* CLAMP - (SAE TY F-44)	2	
-12	99648-00		* VALVE ASSEMBLY - Evaporator expansion	1	
-13	99650-00		* BRACKET - Receiver dehydrator	1	
-14	456 615		* RECEIVER DEHYDRATOR - (1106)	1	
-15	99661-00		* CLAMP - Bulb, expansion valve	1	
-16	554 861	W	CLAMP - (SAE TY F-4)	2	
-17	99500-06		PANEL ASSEMBLY - Cabin light and air conditioning duct	1	
-18	473 187		LOUVER ASSEMBLY - Forward (136-1M)	2	
-19	461 386		FRAME - Forward louver (173-M)	2	
-20	99541-02		DUCT ASSEMBLY - Air conditioning	1	
-21	473 187		* LOUVER ASSEMBLY - Rear (136-1M)	2	
-22	461 386		* FRAME - Rear louver (173-M)	2	
-22a	406 424		* NUT - (C2733-040-1)	8	
-23	99507-00	C	DUCT ASSEMBLY - Aft cabin bulkhead	1	
	79839-03	D	DUCT ASSEMBLY - Aft cabin bulkhead	1	
-24	99634-00	C	DUCT ASSEMBLY - Interconnect	1	
	79840-04	D	DUCT ASSEMBLY - Interconnect	1	
-25	76309-00		CHANNEL - Air conditioning	1	
-26	99539-00		SUPPORT ASSEMBLY - Evaporator box	1	
-27	99550-02		COVER - Evaporator filter	1	
-28	99644-00		FILTER - Evaporator	1	
-29	63633-100		HOSE - Air conditioning	1	
-30	63913-199		HOSE - Evaporator drain	1	
-31	406 424		NUT - (C2733-040-1)	8	

When ordering, always specify Part Number, Description, and Serial Number of Aircraft

# PIPER PARTS CATALOG

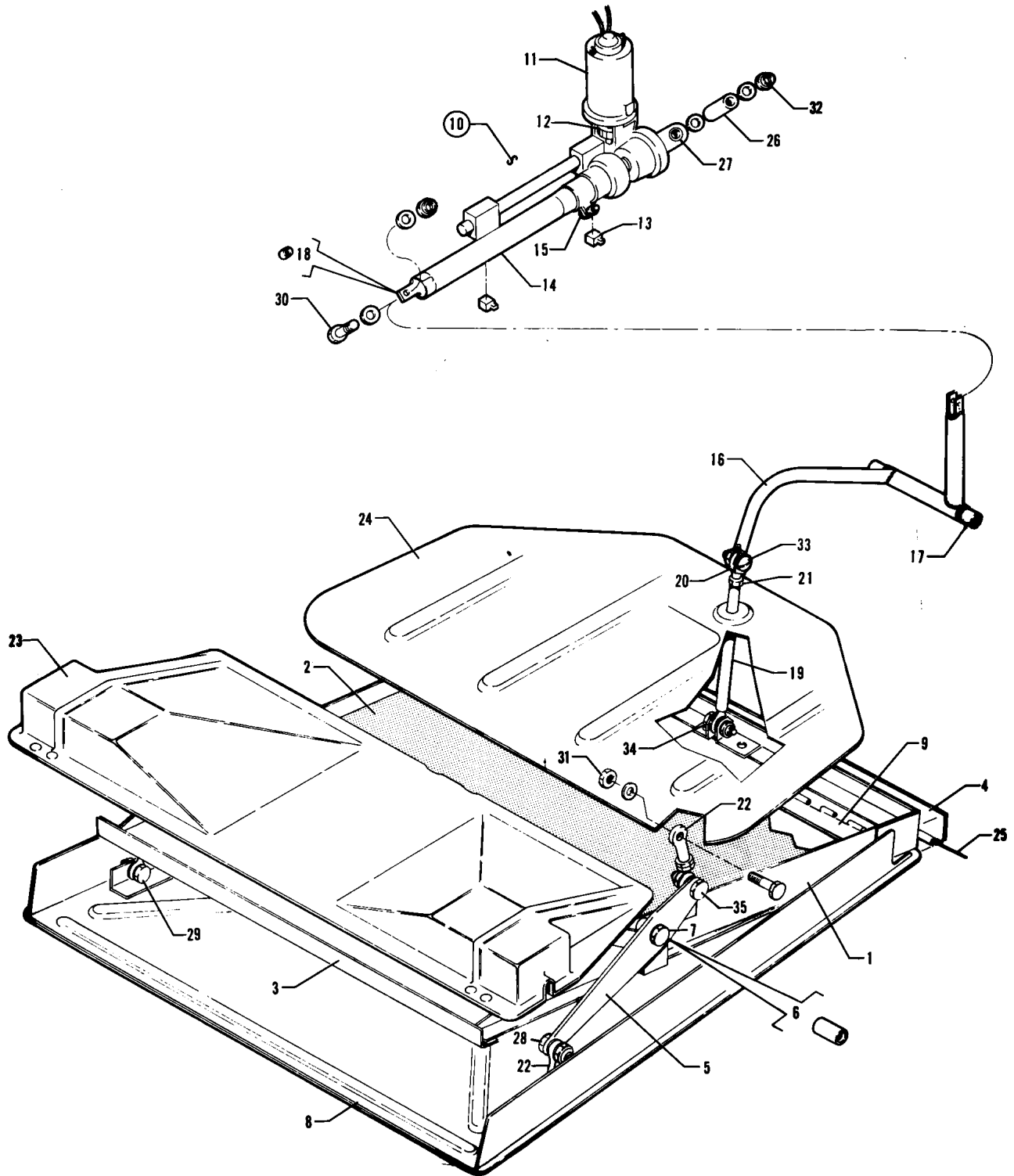


Figure 57. Air Conditioning Condenser Installation

---

# PIPER PARTS CATALOG

---

## CODE EXPLANATIONS FOR FIGURE 57

W - These parts must be ordered from Service Spares Department, Piper Aircraft, Lock Haven, Penna.

**PIPER PARTS CATALOG**

Figure and Index Number	Part Number	Code	Nomenclature	No. Req.	Serial Numbers Affected
57-	99855		DRAWING - Air Conditioning Condenser Installation		
-1	99387-00		CONDENSER ASSEMBLY - Air conditioning (complete)	1	
-2	555 457		- CONDENSER - (1E-1415C)	1	
-3	99263-00		* HINGE ASSEMBLY - Condenser door	1	
-4	99275-02		* HINGE - Half	1	
-5	99495-00		* BELLCRANK ASSEMBLY - Condenser door mechanism	2	
-6	65003-56		* BUSHING	2	
-7	401 273	W	* BOLT - (AN3-14A)	2	
	407 584	W	* WASHER - (AN960-10L)	4	
	404 887	W	* NUT - (MS20365-1032C)	2	
-8	99271-00		DOOR ASSEMBLY - Louver	1	
-9	99275-02		* HINGE - Half	1	
-10	99854-00		TRANSMISSION ASSEMBLY - Condenser door actuating (complete)	1	
-11	761 519		* MOTOR ASSEMBLY - Transmission (C145-200)	1	
-12	753 085		* UNIVERSAL ASSEMBLY - (B 100-06)	1	
-13	757 718		* SWITCH - Limit (V3L-3-D9)	2	
-14	99853-00		* TUBE ASSEMBLY - Actuator	1	
-15	554 714		* CLAMP - (AN741-8P)	1	
-16	99867-00		BELLCRANK ASSEMBLY - Condenser	1	
-17	452 570		* BUSHING - Bronze (FF565-2)	2	
-18	452 571		BEARING - (AA225-1)	1	
-19	99557-00		ROD ASSEMBLY - Condenser push	1	
-20	452 558		* BEARING - Rod end (PS1 0020-5-1 R)	2	
-21	400 224	W	* NUT - (AN315-3R)	1	
-22	99561-00		BEARING ASSEMBLY - Condenser door actuating	4	
-23	99572-04		COVER ASSEMBLY - Forward	1	
-24	99569-00		COVER ASSEMBLY - Aft	1	
-25	99275-04		PIN - Hinge	1	
-26	65165-87		TUBE	2	
-27	452 561		BEARING - (AA304-20)	1	
-28	400 861		BOLT - (AN23-13A)	2	
	407564	W	WASHER - (AN960-10)	2	
	62833-101		WASHER - (.56 O.D.)	2	
	404 887	W	NUT - (MS20365-1032C)	2	
-29	400 861		BOLT - (AN23-13A)	2	
	407 564	W	WASHER - (AN960-10)	4	
	62833-101		WASHER - (.56 O.D.)	2	
	404 887	W	NUT - (MS20365-1032C)	2	
-30	400 861		BOLT - (AN23-13A)	1	
	407 564	W	WASHER - (AN960-10)	1	
	404 887	W	NUT - (MS20365-1032C)	1	
-31	400 441	W	BOLT - (AN3-7A)	2	
	407 564	W	WASHER - (AN960-10)	6	
	404 887	W	NUT - (MS20365-1032C)	2	
-32	401 334	W	BOLT - (AN4-6A)	1	
	407 565	W	WASHER - (AN960-416)	3	
	404 888	W	NUT - (MS20365-428C)	1	
-33	400 861		BOLT - (AN23-13A)	1	
	407 564	W	WASHER - (AN960-10)	1	
	404 887	W	NUT - (MS20365-1032C)	1	
-34	401 269	W	BOLT - (AN3-10A)	1	
	407 564	W	WASHER - (AN960-10)	3	
	404 887	W	NUT - (MS20365-1032C)	1	
-35	400 440	W	BOLT - (AN3-6A)	2	
	407 564	W	WASHER - (AN960-10)	4	
	404 835	W	NUT - (MS20365-1032C)	2	

When ordering, always specify Part Number, Description, and Serial Number of Aircraft



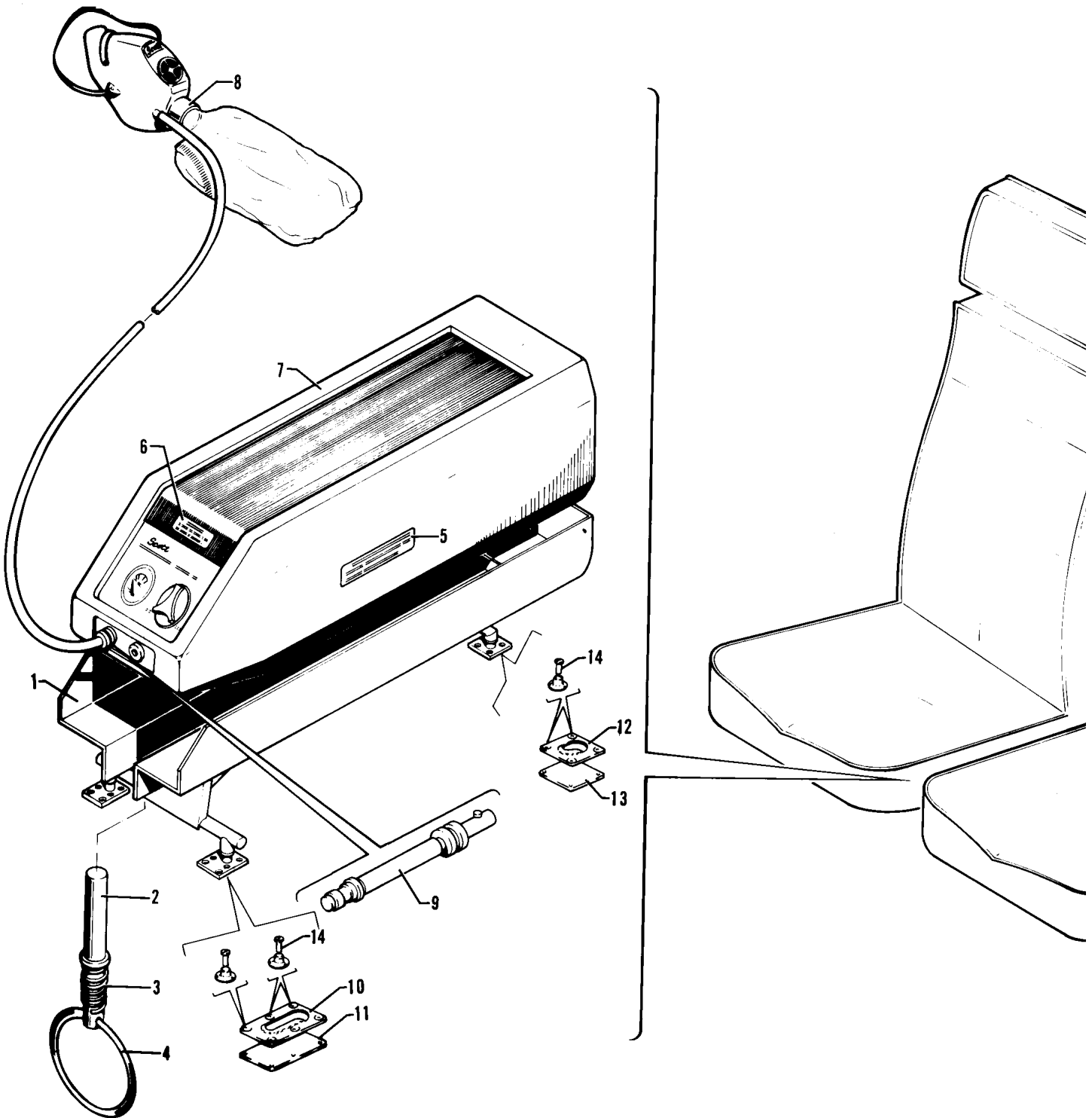


Figure 58. Oxygen System Installation (Portable)

---

# PIPER PARTS CATALOG

---

## CODE EXPLANATIONS FOR FIGURE 58

A - Manifold connector assembly is equipped for one or two mask operation.

W - These parts must be ordered from Service Spares Department, Piper Aircraft, Lock Haven, Penna.

**PIPER PARTS CATALOG**

Figure and Index Number	Part Number	Code	Nomenclature	No. Req.	Serial Numbers Affected
58-	35822		DRAWING - Oxygen System Installation		
-1	35822-21		SUPPORT ASSEMBLY - Oxygen	1	
-2	35822-13		* STUD	1	
-3	587 403		* SPRING - (LC-022D-10)	1	
-4	484 868		* RING - (R-1)	1	
-5	69669-177		* PLACARD - Oxygen support	1	
-6	35669-32		PLACARD - Warning	1	
-7	470 993		KIT - Complete oxygen system (802180-04)	1	
-8	761 654		* TWO SKY MASKS WITH DUAL MANIFOLD ASSEMBLY - Passenger (with 5' hose)	1	
	761 706	A	* SKY MASK WITH DUAL MANIFOLD CONNECTOR ASSEMBLY	1	
	761 707		* SKY MASK WITH MICROPHONE AND QUICK DISCONNECT - (includes single manifold assembly)	1	
-9	761 741		** MANIFOLD ASSEMBLY - Single (quick disconnect)	1	
-10	99141-03		PLATE - Support attachment	2	
-11	99140-03		PLATE - Support attachment	2	
-12	68094-03		PLATE - Support attachment	1	
-13	79781-02		PLATE ASSEMBLY - Support attachment	1	
-14	415 538	W	SCREW - (MS35206-248)	16	
	477 683		TEENUT - (SS-58162)	16	

When ordering, always specify Part Number, Description, and Serial Number of Aircraft

# PIPER PARTS CATALOG

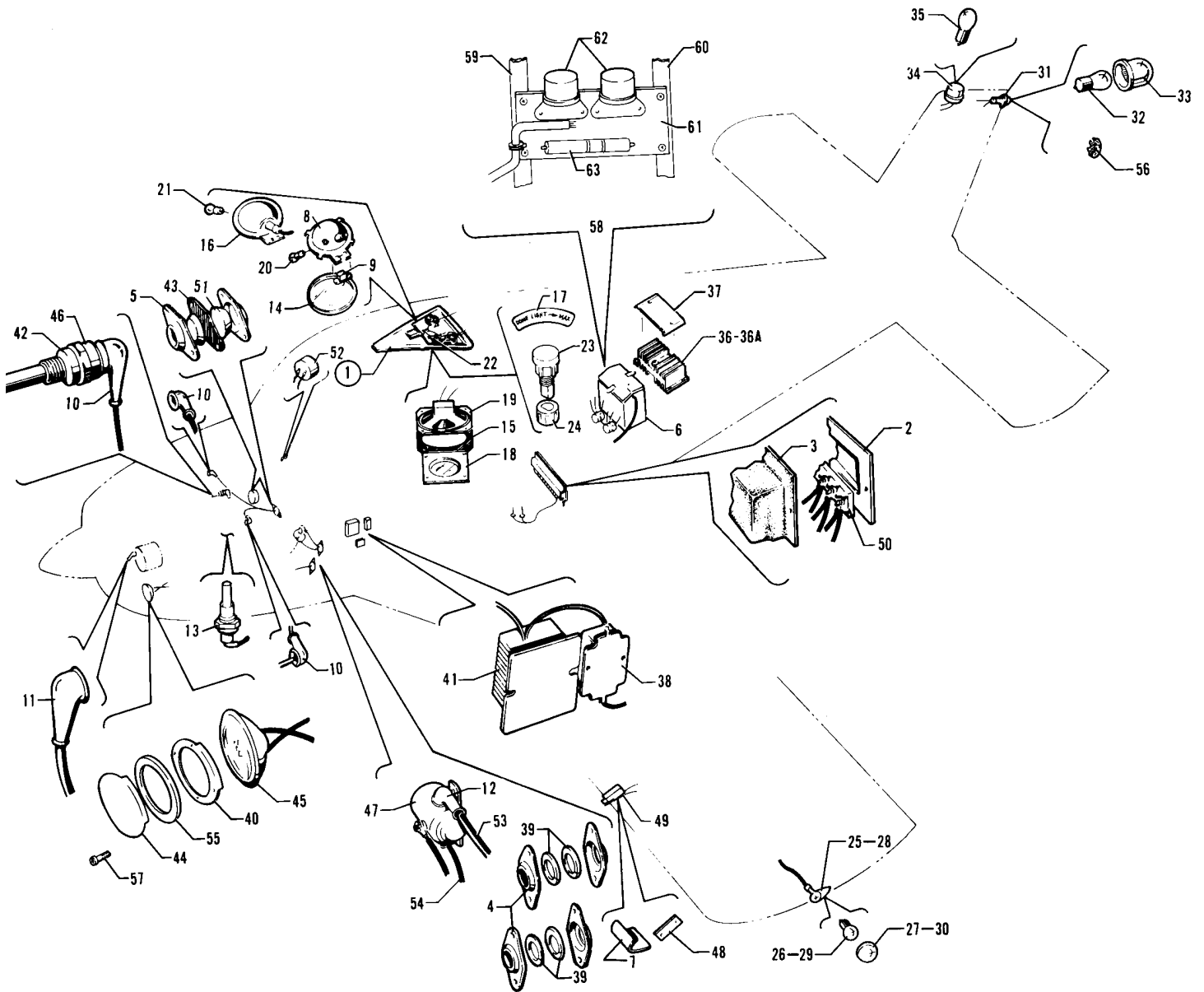


Figure 59. Electrical System Installation

---

# PIPER PARTS CATALOG

---

## CODE EXPLANATIONS FOR FIGURE 59

- A - See Figure 62 for component parts.
- B - See Figure 64 if strobe lights are installed.
- C - Without cutouts.
- D - With cutouts, but less radio speaker cutout.
- E - With cutouts.
- F - Refer to Figure 54 if fresh air ventilation is installed or Figure 56 if air conditioning is installed.
- G - Used if landing light is not installed.
- H - Used if Optional Fuel Primer System Installation is installed.
- J - Used if air conditioning is installed.
- W - These parts must be ordered from Service Spares Department, Piper Aircraft, Lock Haven, Penna.

## PIPER PARTS CATALOG

Figure and Index Number	Part Number	Code	Nomenclature	No. Req.	Serial Numbers Affected
59-	35865		DRAWING - Electrical System Installation		
-1	99222-02	C,F	PANEL ASSEMBLY - Cabin light, white	1	
	99222-09	D,F	PANEL ASSEMBLY - Cabin light, white	1	
	99222-10	E,F	PANEL ASSEMBLY - Cabin light, white	1	
-2	67404-02		COVER - Terminal strip	1	
-3	67404-03		COVER - Terminal strip	1	
-4	18321-00	W	PLATE - Firewall seal	4	
-5	66789-00		PLATE - Firewall seal	2	
-6		A	BATTERY INSTALLATION	1	
-7	450 745		PLATE - Lift detector mounting (C-52207-2)	1	
-8	66632-00		REFLECTOR ASSEMBLY - Dome light	1	
-9	487 777	W	* SWITCH - (5518)	1	
-10	23969-02	W	NIPPLE - Electrical	4	
-11	23969-03	W	NIPPLE - Electrical	1	
-12	66580-02		NIPPLE - Terminal (476 695)	1	
-13	550 549		SENDER UNIT - Cylinder heat temperature (333B)	1	
-14	472 330	W	LENS - Dome light (12715-00)	1	
-15	99745-00		GASKET - Radio speaker	1	
-16	572 582		LIGHT ASSEMBLY - Panel (A300-W-14)	1	
-17	69669-20		PLACARD - Dome light maximum	1	
-18	99198-00		GRILL - Radio speaker	1	
	99744-00	J	GRILL - Radio speaker	1	
-19	585 015		SPEAKER - Radio, circular (6FU3211)	1	
-20	472 036	W	BULB - (89)	1	
-21	472 038	W	BULB - (93)	1	
-22	484 375		RELAY - Microphone (11F-2300G-SIL)	1	
-23	95228-00		DIMMER ASSEMBLY - Potentiometer	1	
-24	571 136		KNOB - (PS10067-4-1)	1	
-25	472 665	B,W	LIGHT - Red (A1285-R-12)	1	
-26	751 381	B,W	* BULB - (1512)	1	
-27	751 202	B,W	* LENS - Red	1	
-28	472 666	B,W	LIGHT - Green (A1285-G-12)	1	
-29	751 381	B,W	* BULB - (1512)	1	
-30	751 201	B,W	* LENS - Green	1	
-31	472 736		LIGHT - Tail (A2064-1073)	1	
-32	753 431		* BULB - (1073)	1	
-33	751 203		* LENS - White	1	
-34	452 410		BEACON - Rotating (WRML-12 Whelan)	1	
	452 465		BEACON - Rotating (Grimes)	1	
-35	758 402		* BULB - Rotating beacon (WRM1940)	1	
-36	79412-02		DIODE AAND COOLER ASSEMBLY	1	
-36a	467 067		* INSULATOR - Cooler (103)	4	
-37	79414-00		COVER - Diode cooler	1	
-38	450 397		RELAY - Overvoltage (PS50034-1)	1	
-39	63915-05		DISC - Firewall seal	2	
-40	35777-07		BEZEL - Landing light	1	
-41	68804-03		REGULATOR ASSEMBLY - Voltage	1	
-42	462 012	W	GASKET - (AH-1522)	1	
-43	68771-03		GASKET - Firewall seal	1	
-44	35777-09	G	COVER - Landing light opening	1	
-45	472 661	W	LIGHT - Landing (PS10008-4509) 100W, 12V.	1	
-46	550 487		GAUGE - Engine unit, oil temperature (362-EW)	1	
-47	99130-02		SOLENOID - Starter	1	
-48	450 741	W	DECAL - Lift detector (C52207-3)	1	
-49	450 742	W	DETECTOR - Lift (C52207-4)	1	
-50	488 545		STRIP - Terminal (MS25123-1-12)	1	

When ordering, always specify Part Number, Description, and Serial Number of Aircraft

## PIPER PARTS CATALOG

Figure and Index Number	Part Number	Code	Nomenclature	No. Req.	Serial Numbers Affected
59-51	68770-03		GROMMET - Firewall seal	2	
-52	35214-00		HORN ASSEMBLY - Stall warning	1	
-53	63862-136		WIRE ASSEMBLY - Battery to solenoid (163.50``)	1	
-54	63862-16		WIRE ASSEMBLY - Solenoid to starter (33.50``)	1	
-55	63186-09		SEAL - Landing light	1	
-56	453 639	W	PLUG - Button (HS50726)	1	
-57	410 309		SCREW - (MS24694-S51)	4	
-58	35750-02		CONTROL ASSEMBLY - Auxiliary fuel (without diverter valve)	1	
	35750-03	H	CONTROL ASSEMBLY - Auxiliary fuel (with diverter valve)	1	
-59	35749-03		* SUPPORT ASSEMBLY - Auxiliary fuel control, forward	1	
-60	35749-04		* SUPPORT ASSEMBLY - Auxiliary fuel control, aft	1	
-61	35749-02		* PLATE - Auxiliary fuel control support	1	
-62	484 209		* RELAY ASSEMBLY - Power (PS50053-2-2)	2	
-63	484 525		* RESISTOR - (4DA-0-10 ohm, 50 watt)	1	

When ordering, always specify Part Number, Description, and Serial Number of Aircraft

1124

**INTENTIONALLY LEFT BLANK**



PIPER PARTS CATALOG

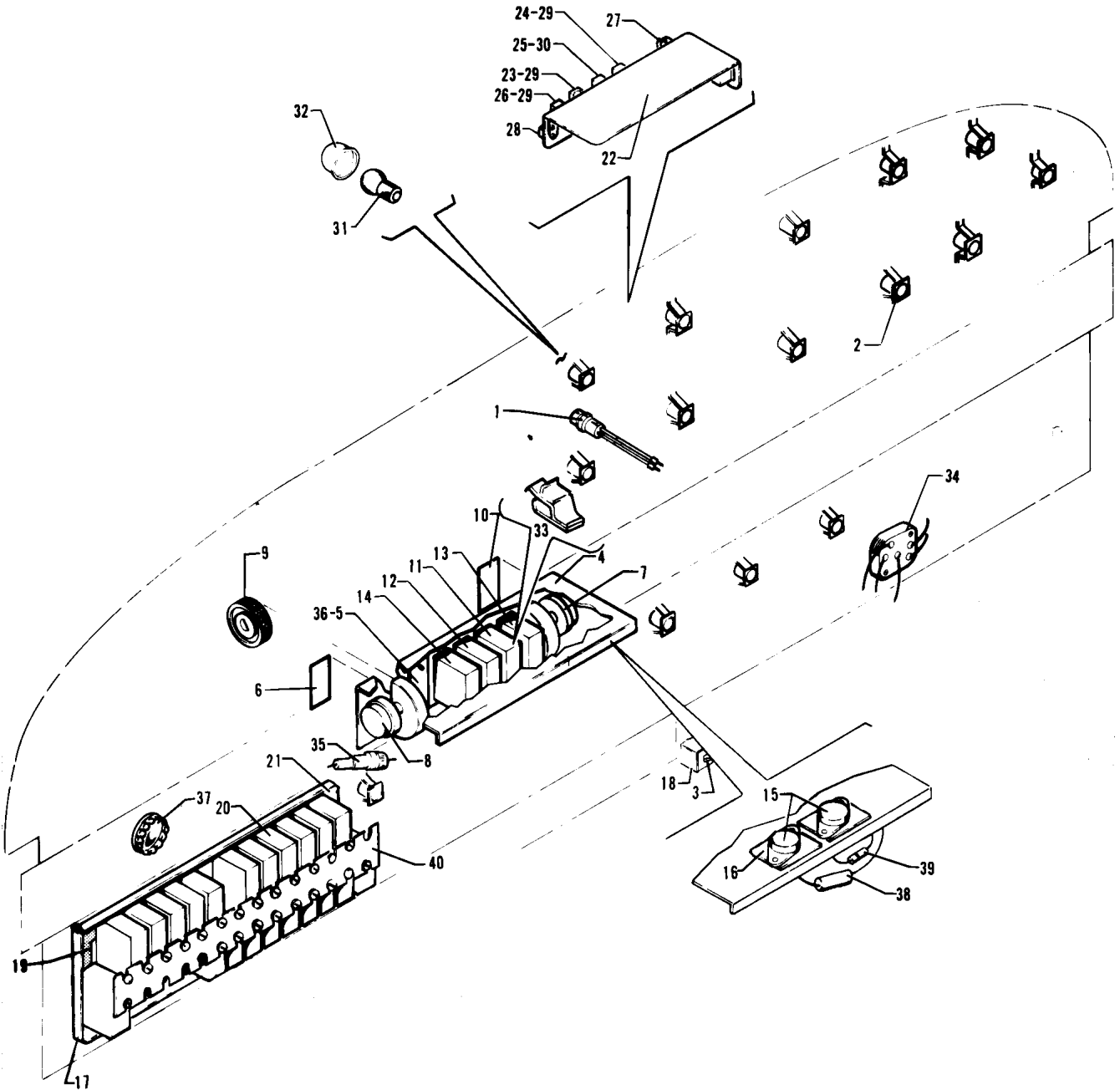


Figure 60. Instrument Panel Electrical Installation

---

# PIPER PARTS CATALOG

---

## CODE EXPLANATIONS FOR FIGURE 60

A - If matching cabin door lock, baggage door lock and ignition switch are desired, order Kit 87329-03.  
W - These parts must be ordered from Service Spares Department, Piper Aircraft, Lock Haven, Penna.

**PIPER PARTS CATALOG**

Figure and Index Number	Part Number	Code	Nomenclature	No. Req.	Serial Numbers Affected
60-	35865		DRAWING - Electrical System Installation		
	35863		DRAWING - Electrical System Schematic		
-1	37756-02	B	SWITCH ASSEMBLY - Auxiliary fuel system primer	1	
-2	565 516		HOLDER ASSEMBLY - Instrument lamp (PS10082-1-1)	16	
-3	588 464		TERMINAL STRIP - (MS27212-1-4)	1	
-4	35212-00		PANEL ASSEMBLY - Switch	1	
-5	66713-00		PLATE - Switch cover	3	
-6	66970-03		PLACARD - Instrument lights, panel	1	
-7	67436-04		POTENTIOMETER ASSEMBLY - Instrument lights	1	
-8	67436-05		POTENTIOMETER ASSEMBLY - Panel lights	1	
-9	67437-00		KNOB - Instrument lights	2	
-10	69669-17		PLACARD - Instrument lights	1	
-11	99377-29		SWITCH - Fuel pump (588 006)	1	
-12	99377-03		SWITCH - Landing light (8911K580)	1	
-13	99377-05		SWITCH - Master (8911K619)	1	
-14	99377-06		SWITCH - Strobe lights (8911K659)	1	
-15	489 400		TRANSISTOR - (2N3055)	2	
-16	487 111		SOCKET - Transistor (2TS-1)	2	
-17	35261-02		PANEL ASSEMBLY - Circuit breaker	1	
-18	79205-00		COVER - Terminal strip	1	
-19	67409-03		SPACER - Circuit breaker	1	
-20	454 708		CIRCUIT BREAKER - (PS50120-1-7) 15 amp, Mech. Products Inc.	AR	
	454 706		CIRCUIT BREAKER - (PS50120-1-2) 5 amp, Mech. Products Inc.	AR	
	454 709		CIRCUIT BREAKER - (PS50120-1-9) 20 amp, Mech. Products Inc.	AR	
	454 707		CIRCUIT BREAKER - (PS50120-1-5) 10 amp, Mech. Products Inc.	AR	
	454 719		CIRCUIT BREAKER - (PS50120-1-3) 7.5 amp, Mech. Products Inc.	AR	
-21	553 600		BUTTON - Plug (SS48154-P5001)	1	
-22	79333-02		PANEL ASSEMBLY - Annunciator	1	
-23	67422-12		* LIGHT - Indicator (oil)	1	
-24	67422-13		* LIGHT - Indicator (vacuum)	1	
-25	67422-14		* LIGHT - Indicator (alternator)	1	
-26	67422-21		* LIGHT - Indicator (over boost)	1	
-27	487 904	W	* SWITCH - (39-1)	1	
-28	472 916		* LIGHT - Indicator (SDLBDA-04-7219)	1	
-29	472 054		* BULB - (PS10008-330)	4	
-30	453 695	W	* BULB - (PS10008-328)	1	
-31	472 056		BULB - (53) Clear	20	
-32	460 602		FILTER - (1813-26)	16	
-33	35766-02		TAB - Lock-out	1	
-34	688 178	A,W	SWITCH - Ignition (10-357200-1)	1	
-35	461 629		FUSE - (311005) 5 amp	1	
-36	99377-04		SWITCH - Pitot heat (8911K589)	1	
-37	453 602	W	BUTTON - Plug (SS48152)	AR	
-38	484 467		RESISTOR - (4392)	1	
-39	456 714		DIODE - (N4001)	1	
-40	35208-00		STRIP - Circuit breaker	1	28-7921001 to 28-7921091 incl.
	35208-06		STRIP - Circuit breaker	1	28-7921092 and up

When ordering, always specify Part Number, Description, and Serial Number of Aircraft

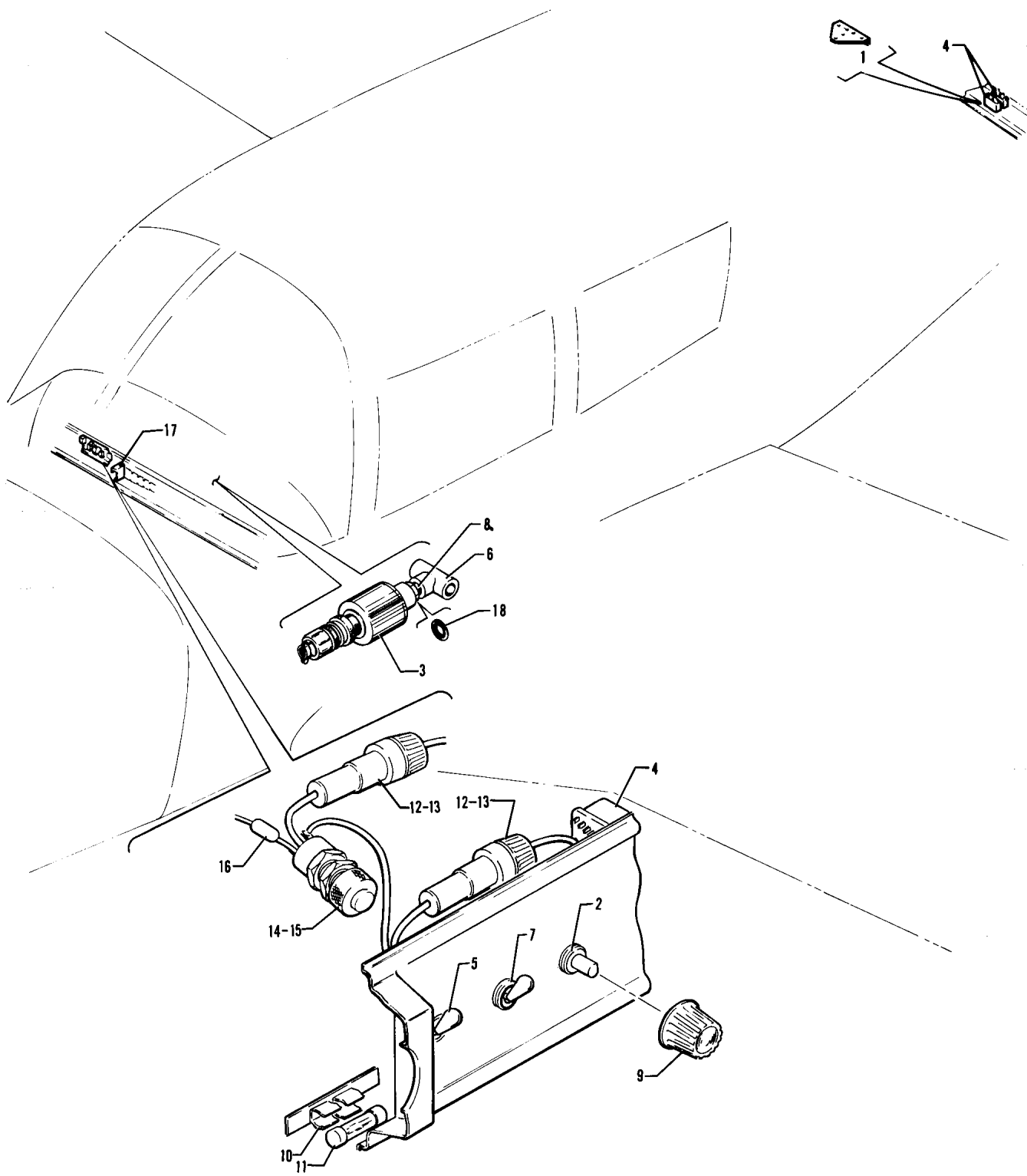


Figure 61. Air Conditioning Electrical Installation

---

# PIPER PARTS CATALOG

---

## CODE EXPLANATIONS FOR FIGURE 61

W - These parts must be ordered from Service Spares Department, Piper Aircraft, Lock Haven, Penna.

## PIPER PARTS CATALOG

Figure and Index Number	Part Number	Code	Nomenclature	No. Req.	Serial Numbers Affected
61-	99979		DRAWING - Air Conditioning Electrical Installation		
-1	99862-00		MOUNT ASSEMBLY - Relay	1	
-2	99717-00		THERMOSTAT - Air conditioning	1	
-3	588 028		SWITCH - Pressure (214C40-1-55)	1	
-4	484 209		RELAY - (PS50053-2-2)	3	
-5	587 903		SWITCH - (MS35058-22)	1	
-6	488 474	W	TEE - (AN917-1D)	1	
-7	688 235		SWITCH - (8946K942)	1	
-8	476 648	W	NIPPLE - (AN816-4D)	1	
-9	571 162		KNOB - Control (RB-67-1-SB-M)	1	
-10	99999-00		HOLDER ASSEMBLY - Fuse	1	
-11	461 629		* FUSE - (311005)	1	
-12	465 258		HOLDER ASSEMBLY - Fuse (155020)	2	
-13	461 629		FUSE - (311005)	2	
-14	472 054	W	LAMP - (PS10008-330)	1	
-15	472 844		LIGHT - (MS25041-4)	1	
-16	484 467		RESISTOR - (4392)	1	
-17	454 709		CIRCUIT BREAKER - (PS50120-1-9) 20 amp	1	
-18	484 842	W	"O" RING - (MS29512-04)	1	

When ordering, always specify Part Number, Description, and Serial Number of Aircraft

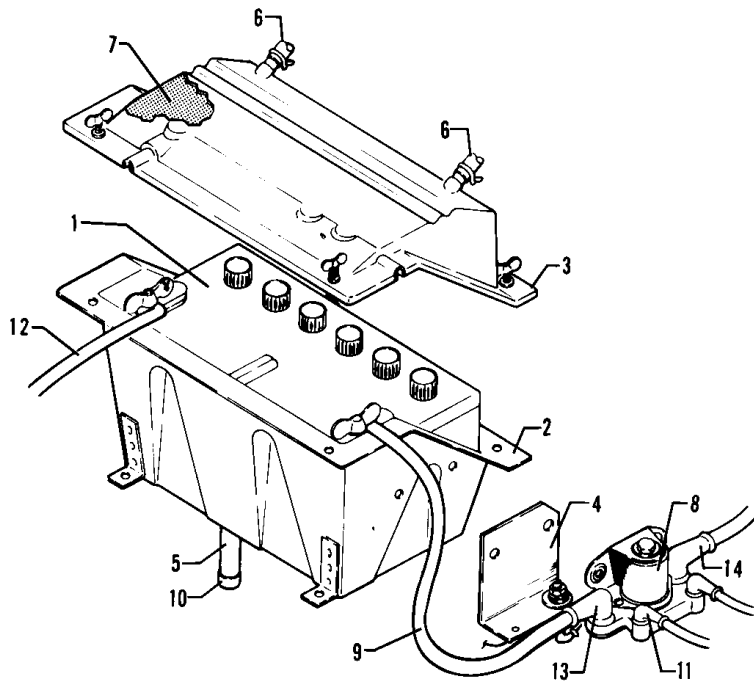


Figure 62. Battery Installation

---

# PIPER PARTS CATALOG

---

## CODE EXPLANATIONS FOR FIGURE 62

W - These parts must be ordered from Service Spares Department, Piper Aircraft, Lock Haven, Penna.



**PIPER PARTS CATALOG**

Figure and Index Number	Part Number	Code	Nomenclature	No. Req.	Serial Numbers Affected
62-	35865		DRAWING - Electrical Systems Installation		
-1	450 030		BATTERY - (S25) 25 amp-hour	1	
	450 035		BATTERY - (R35) 35 amp-hour	1	
-2	35202-00		BOX ASSEMBLY - Battery	1	
-3	35201-00		COVER ASSEMBLY - Battery	1	
-4	62279-00		DIODE ASSEMBLY - Master relay	1	
-5	63904-20		HOSE - Battery vent, right and bottom (18.0`` L)	1	
-6	63904-06		HOSE - Battery vent, left (19.0`` L)	2	
-7	63978-00		SPACER - Battery box (urethane)	1	
-8	455 151	W	CONTACTOR - Power relay (6041H105A)	1	
-9	78140-39		WIRE ASSEMBLY - Battery to solenoid	1	
-10	454 161	W	CAP - Vent (1704-9-Y)	1	
-11	23969-02	W	NIPPLE - Terminal	2	
-12	78140-33		WIRE ASSEMBLY - Battery to ground	1	
-13	23969-05	W	NIPPLE - Terminal	1	
-14	66580-02		NIPPLE - Terminal - (476 695)	1	

When ordering, always specify Part Number, Description, and Serial Number of Aircraft

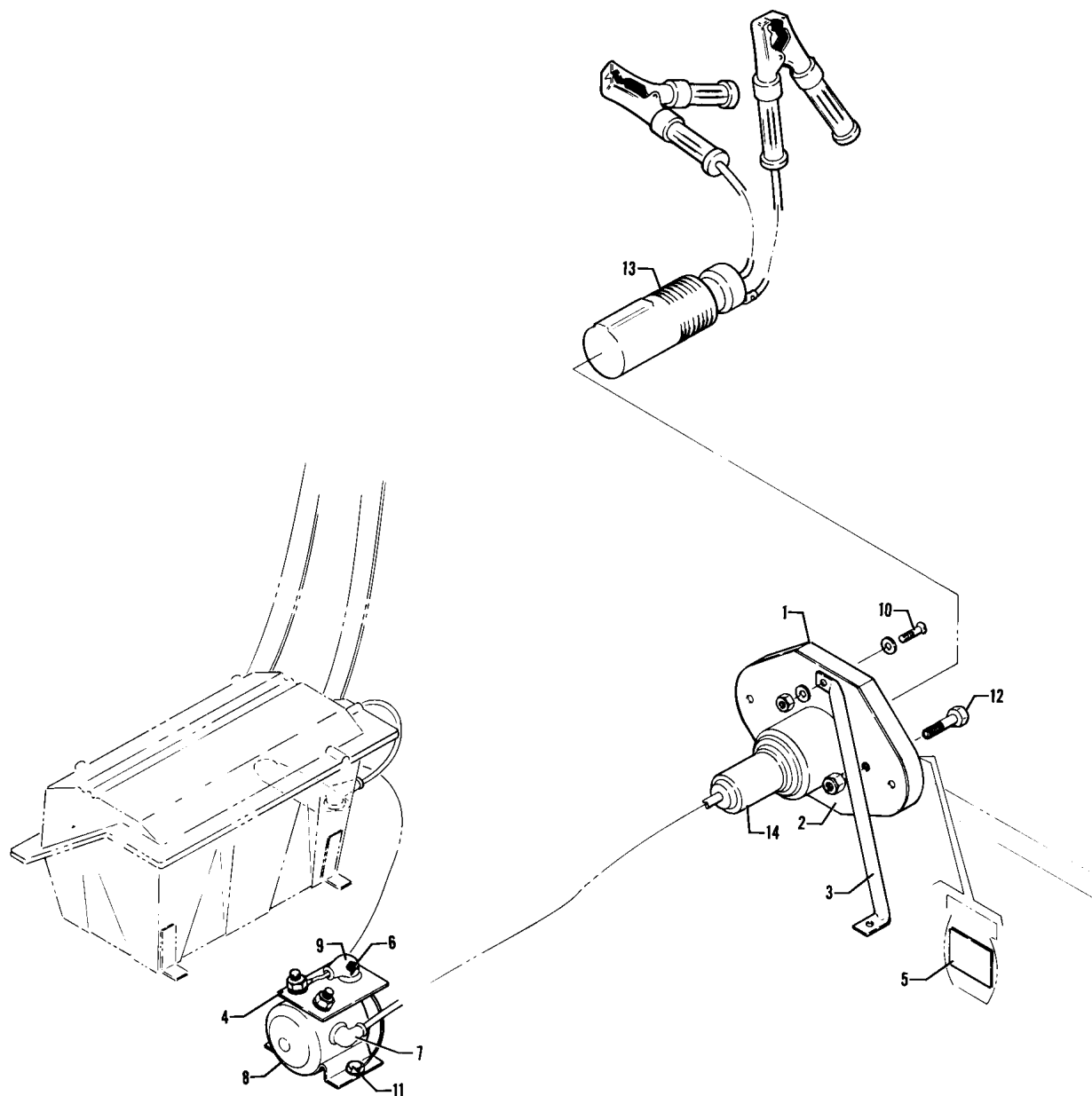


Figure 63. External Power Supply Installation

---

# PIPER PARTS CATALOG

---

## CODE EXPLANATIONS FOR FIGURE 63

W - These parts must be ordered from Service Spares Department, Piper Aircraft, Lock Haven, Penna.

Figure and Index Number	Part Number	Code	Nomenclature	No. Req.	Serial Numbers Affected
63-	79454		DRAWING - External Power Supply Installation		
-1	62226-00	W	SPACER - Auxiliary power receptacle	1	
-2	62227-00	W	PLATE - Auxiliary power receptacle	1	
-3	65649-00		TUBE - Auxiliary power receptacle support	1	
-4	68198-00		SUPPORT - Diode mounting	1	
-5	69669-173		PLACARD - External power	1	
-6	456 728	W	DIODE - (IN3208)	1	
-7	476 676		NIPPLE - (MS25171-4S)	2	
-8	484 373	W	SOLENOID - (24059)	1	
-9	23969-05	W	BOOT	1	
-10	416 794	W	SCREW - (AN507-1032R14)	4	
	494 087	W	WASHER (A3235-020-1)	4	
	407 564	W	WASHER (AN960-10)	4	
	404 835	W	NUT - (MS20364-1032C)	4	
-11	401 307	W	BOLT - (AN4-4A)	2	
	407 565	W	WASHER - (AN960-416)	2	
	404 888	W	NUT - (MS20365-428C)	2	
-12	400 728		BOLT - (AN25-1 1A)	2	
	407 566	W	WASHER (AN960-516)	2	
	407 106	W	WASHER (AN935-516)	2	
	404 323		NUT - (AN316-5R)	2	
-13	62355-02	W	PLUG ASSEMBLY - Power connector	1	
-14	62355-03	W	SOCKET ASSEMBLY - Power connector	1	

When ordering, always specify Part Number, Description, and Serial Number of Aircraft

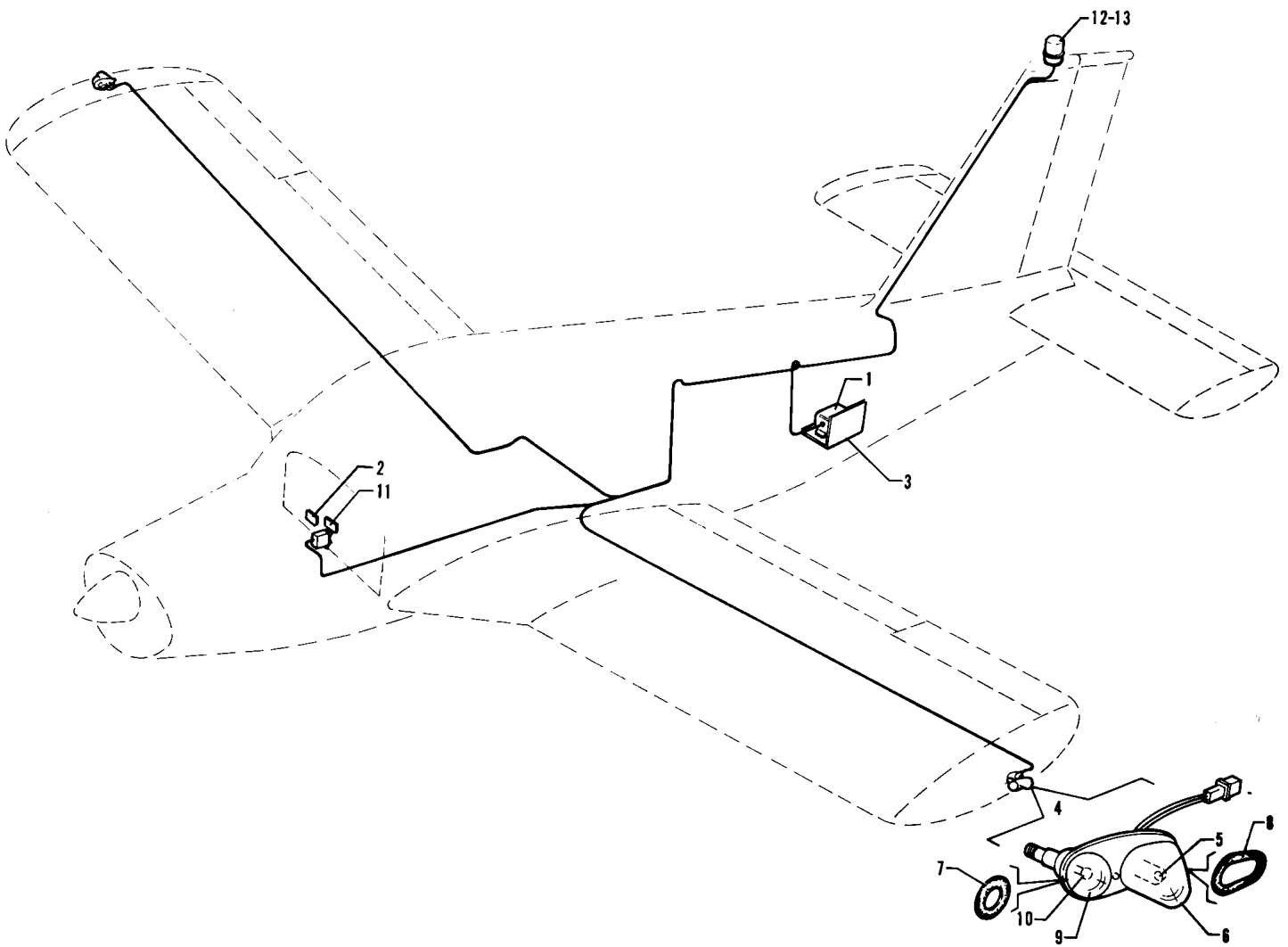


Figure 64. Strobe Lights Installation

---

# PIPER PARTS CATALOG

---

## CODE EXPLANATIONS FOR FIGURE 64

A - Used with white wing tip strobe only.

B - Used with red wing tip strobe only.

W - These parts must be ordered from Service Spares Department, Piper Aircraft, Lock Haven, Penna.

## PIPER PARTS CATALOG

Figure and Index Number	Part Number	Code	Nomenclature	No. Req.	Serial Numbers Affected
64-	79850		DRAWING - Strobe Lights Installation		
-1	763 469	W	POWER SUPPLY - Strobe light	1	
-2	69669-175		PLACARD - Warning	1	
-3	99031-00		BRACKET ASSEMBLY - Power supply mounting	1	
-4	472 896		LIGHT ASSEMBLY - Red navigation and white strobe, wing tip (shielded)	1	
	472 988		LIGHT ASSEMBLY - Red navigation and red strobe, wing tip (shielded)	1	28-7921003 and up
	472 895		LIGHT ASSEMBLY - Green navigation and white strobe, wing tip (shielded)	1	
	472 987		LIGHT ASSEMBLY - Green navigation and red strobe, wing tip (shielded)	1	28-7921003 and up
-5	761 156	A,W	* TUBE ASSEMBLY - Flash tip	1	
	762 003	B,W	* TUBE ASSEMBLY - Flash tip	1	
-6	761 162	A,W	* LENS AND RETAINER ASSEMBLY - Wing tip strobe (shielded)	1	
	761 222	B	* LENS AND RETAINER ASSEMBLY - Wing tip strobe (shielded)	1	
-7	755 075	W	* GASKET - Navigation light (W1283)	1	
-8	755 076	W	* GASKET - Wing strobe (A427-4)	1	
-9	751 202	W	* LENS - Navigation, red	1	
	751 201	W	* LENS - Navigation, green	1	
-10	751 381	W	* BULB - (1512)	1	
-11	35669-106	B	PLACARD - Red strobe light	1	
-12	452 410		BEACON ASSEMBLY - Rotating (Whelen)	1	
	452 465		BEACON ASSEMBLY - Rotating (Grimes)	1	
-13	758 402		* BULB - (WRM1940)	1	

When ordering, always specify Part Number, Description, and Serial Number of Aircraft

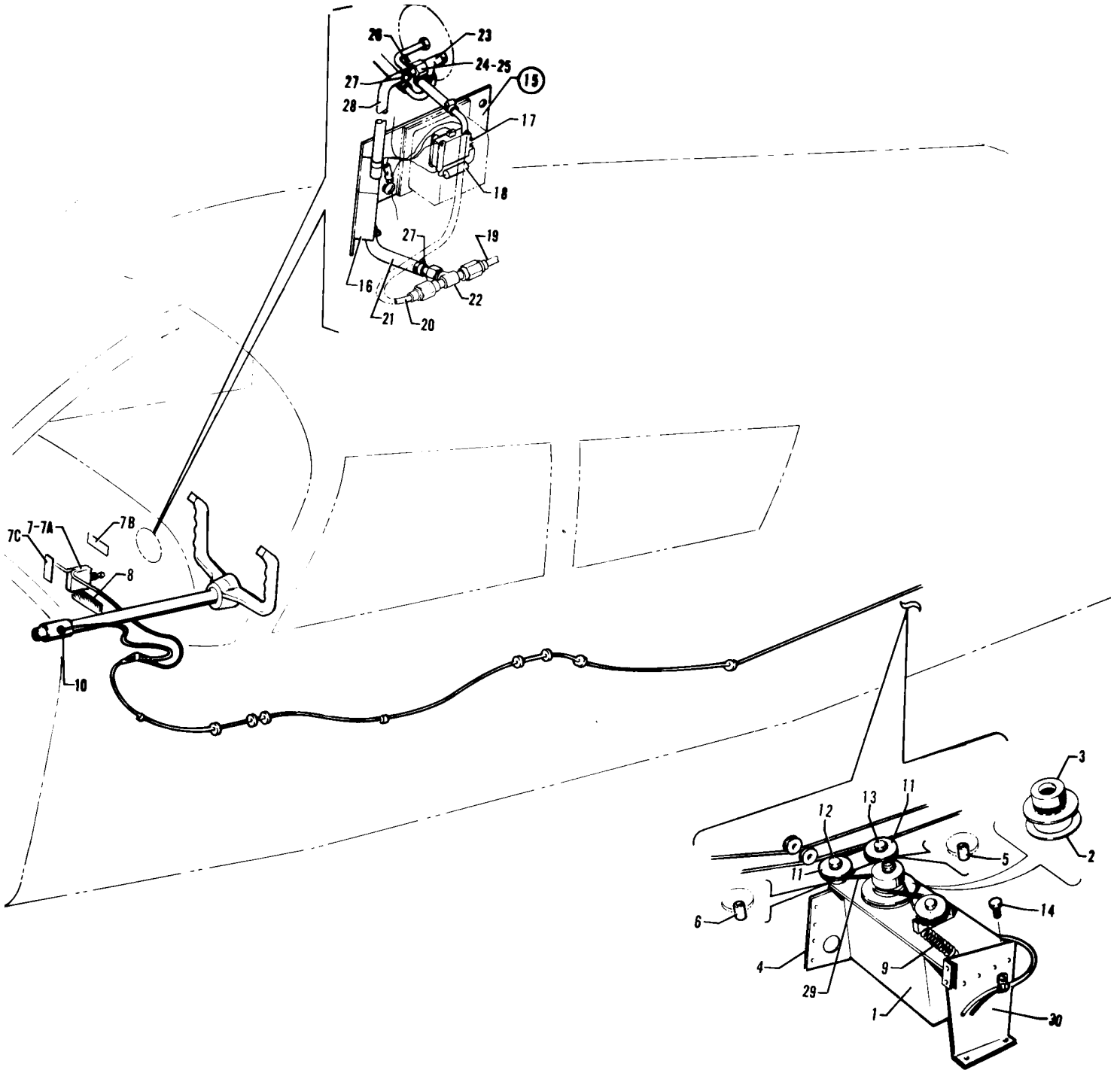


Figure 65. Electric Trim Installation



---

# PIPER PARTS CATALOG

---

## CODE EXPLANATIONS FOR FIGURE 65

- A - Used if Pitch Trim Switch Replacement Kit 764-401 has been installed.
- B - Used if a push on-off pitch trim switch is installed.
- W - These parts must be ordered from Service Spares Department, Piper Aircraft, Lock Haven, Penna.

## PIPER PARTS CATALOG

Figure and Index Number	Part Number	Code	Nomenclature	No. Req.	Serial Numbers Affected
65-	67496 79636		DRAWING - Electric Trim Installation DRAWING - Electric Trim Stop Sensor Installation		
-1	65821-05		SERVO ASSEMBLY - Trim	1	
-2	494 159		* WASHER - Servo friction (24696-00)	1	
-3	581 126		* PLATE - Servo clutch, outer (24695-00)	1	
-4	68676-00		BRACKET - Electric trim	1	
-5	63900-66		BUSHING - Electric trim	1	
-6	63900-67		BUSHING - Electric trim	1	
-7	764 401		PITCH TRIM SWITCH REPLACEMENT KIT	1	
-7a	587 923	A	* SWITCH - Pitch trim (PS10095-1)	1	
-7b	87369-38	A	* PLACARD - Electric pitch trim	1	
-7c	87369-39	A	* PLACARD - On-off	1	
-8	67490-02	B	PLACARD - Pitch trim	1	
-9	65784-00		SPRING - Electric trim	1	
-10	434 126	W	GROMMET - (AN931-3-5)	1	
-11	481 640		PULLEY - (MS24566-1B)	2	
-12	400 443	W	BOLT - (AN3-12A)	1	
	407 564	W	WASHER - (AN960-10)	1	
	404 887	W	NUT - (MS20365-1032C)	1	
-13	400 444	W	BOLT - (AN3-13A)	1	
	407 564	W	WASHER - (AN960-10)	1	
	404 887	W	NUT - (MS20365-1032C)	1	
-14	401 266	W	BOLT - (AN3-5A)	2	
	407 564	W	WASHER - (AN960-10)	2	
	404 887	W	NUT - (MS20365-1032C)	2	
-15	79657-09		SENSOR ASSEMBLY - Electric trim stop	1	
-16	486 416		* SENSOR - (MPL-501G-10 to 30)	1	
-17	484 229		* RELAY - (RS5D12)	1	
-18	484 524		* RESISTOR - (180 ohm, 1 watt, Type GB)	1	
-19	67700-377		TUBE ASSEMBLY	1	
-20	67700-378		TUBE ASSEMBLY	1	
-21	63913-143		HOSE	1	
-22	79636-10		TEE	1	
-23	488 310	W	TEE - (AN826-3D)	1	
-24	477 611		NUT - (AN818-3D)	2	
-25	486 896		SLEEVE - (MS20819-3D)	2	
-26	79636-04		TUBE	2	
-27	554 861	W	CLAMP - (SAE TY F-4)	2	
-28	63913-151		HOSE	1	
-29	62701-111		CABLE ASSEMBLY - Front stabilator trim	1	
-30	68674-00		BRACKET ASSEMBLY - Electric trim	1	

When ordering, always specify Part Number, Description, and Serial Number of Aircraft

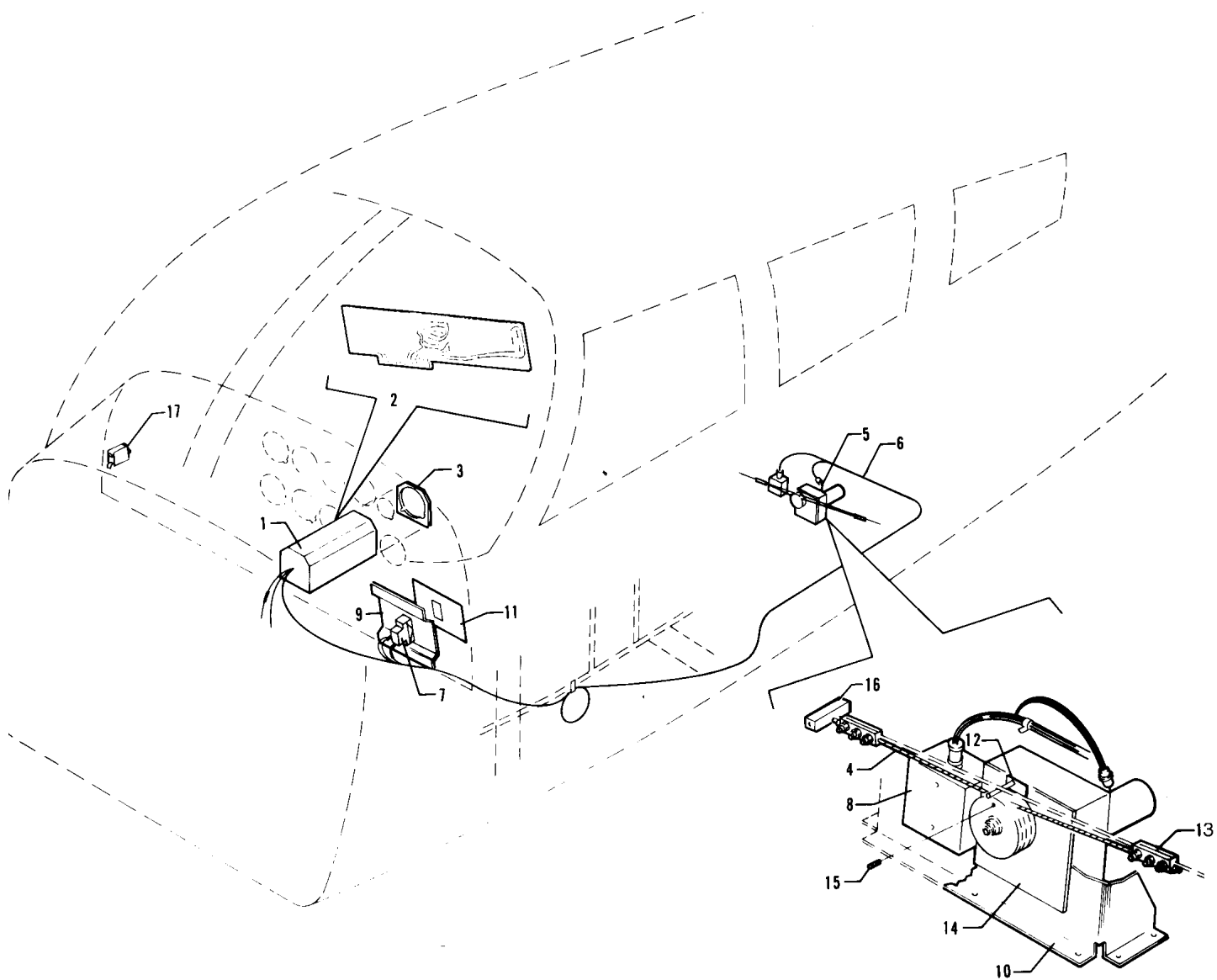


Figure 66. AutoFlite II Installation

---

# PIPER PARTS CATALOG

---

## CODE EXPLANATIONS FOR FIGURE 66

A - Used if AutoFlite II without tracker is installed.

B - Used if AutoFlite II with tracker is installed.

W - These parts must be ordered from Service Spares Department, Piper Aircraft, Lock Haven, Penna.

## PIPER PARTS CATALOG

Figure and Index Number	Part Number	Code	Nomenclature	No. Req.	Serial Numbers Affected
66-	99447		DRAWING - AutoFlite II Installation		
-1	52586-02	A,W	INSTRUMENT - Turn and bank (52D75-3)	1	
	755 432	B	INSTRUMENT - Turn and bank (52D75-4)	1	
-2	758 188	B	* TRACKER BOARD - Printed circuit (1D628)	1	
-3	99209-00		PLATE - Turn and bank mounting	1	
-4	753 980		CABLE - Bridle (30B200)	1	
-5	758 001		CABLE ASSEMBLY - Roll servo (30C211-8R)	1	
-6	757 913		CABLE ASSEMBLY - (30C379-1)	1	
-7	487 901		SWITCH - (8134-K21A1V-50)	1	
-8	758 181		BOX - Relay (1A526)	1	
-9	66798-00		BRACKET - AutoFlite II	1	
-10	453 425		BRACKET - Servo mounting (7C511-3)	1	
-11	99448-00		PLACARD - AutoFlite II	1	
-12	751 897		GUARD - Cable (7A508-1)	1	
-13	757 863	W	CLAMP ASSEMBLY - Bridle cable (42A173-1)	2	
-14	757 768		SERVO - Roll (1C363-1-430R)	1	
-15	757 579	W	* SET SCREW - Capstan (3S326)	1	
-16	758 296		BLOCK - Rub (7A1373)	1	
-17	454 656	W	CIRCUIT PROTECTOR - (PS50120-3-7) 5 amp	1	

When ordering, always specify Part Number, Description, and Serial Number of Aircraft

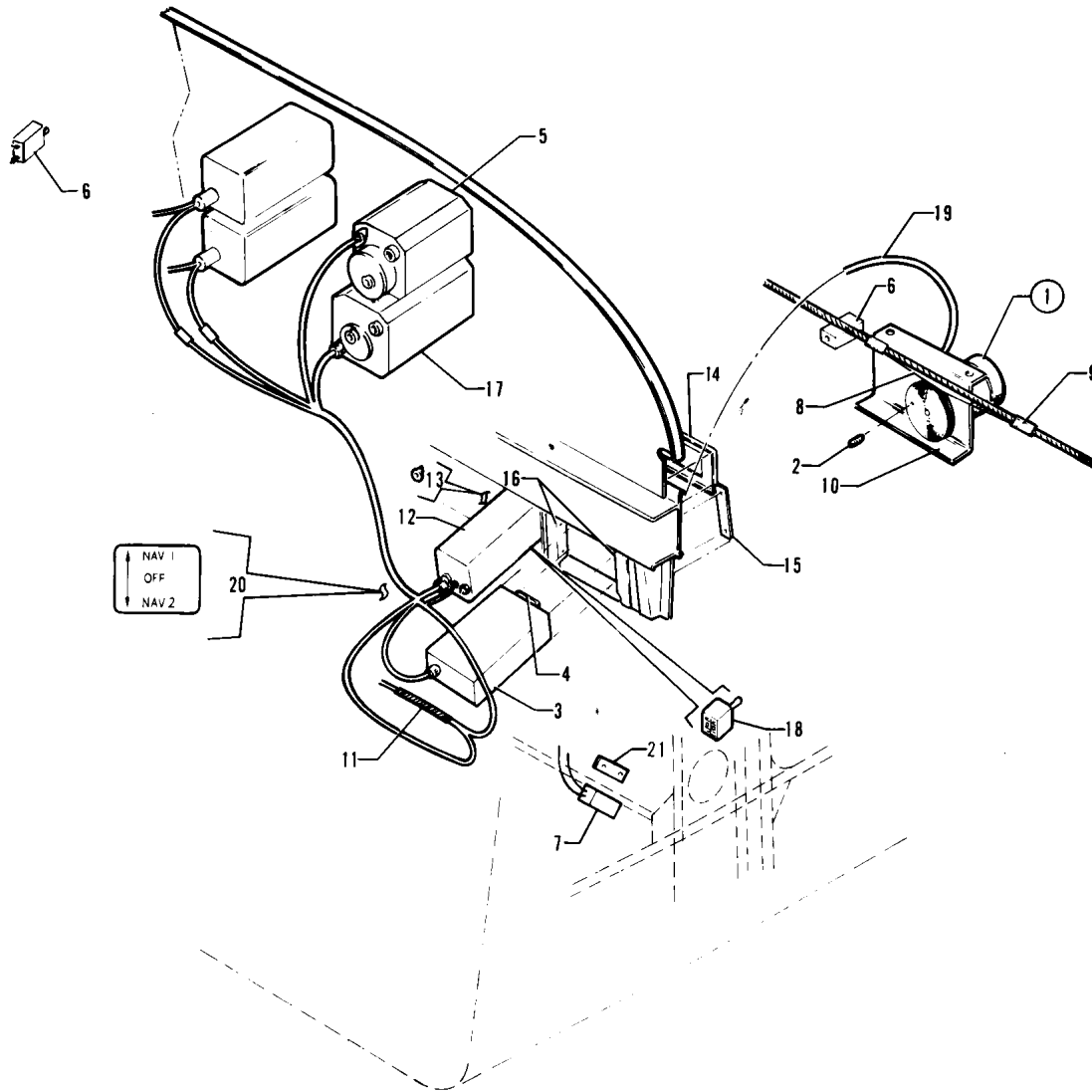


Figure 67. AutoControl III B Installation

---

# PIPER PARTS CATALOG

---

## CODE EXPLANATIONS FOR FIGURE 67

A - When ordering, specify color "bark II" or black.

W - These parts must be ordered from Service Spares Department, Piper Aircraft, Lock Haven, Penna.

## PIPER PARTS CATALOG

Figure and Index Number	Part Number	Code	Nomenclature	No. Req.	Serial Numbers Affected
67-	79221		DRAWING - AutoControl III B Installation		
-1	757 768		SERVO ASSEMBLY - Roll (1C363-1-430R)	1	
-2	757 579	W	* SET SCREW - Capstan (3S326)	1	
-3	758 023		CONSOLE AMPLIFIER ASSEMBLY -AutoControl III B (1C338 S/N 10001 and up)	1	
-4	758 024	W	* CIRCUIT BOARD - Face plate light (includes 4 bulbs) (1B686)	1	
-5	550 780	W	INSTRUMENT - Gyro horizon (32172-00) (3 inch)	1	
-6	758 296		BLOCK - Rub (7A1373)	1	
-7	754 836		FILTER - Roll signal (1B440-2)	1	
-8	753 980		CABLE ASSEMBLY - Bridle (30B200)	1	
-9	757 863	W	CLAMP ASSEMBLY - Bridle cable (42A173-1)	2	
-10	453 425		BRACKET - Servo mounting (7C511-3)	1	
-11	751 987	W	HARNESS ASSEMBLY - Amplifier (30C198)	1	
-12	551 114	W	COUPLER ASSEMBLY - Omni (25690-00)	1	
-13	757 052	W	* KNOB - (36A98)	1	
-14	79560-00	A	COVER - Console amplifier	1	
-15	67493-00		SPACER - AutoControl console	2	
-16	67494-00		ANGLE - AutoControl console support, left	1	
	67494-01		ANGLE - AutoControl console support, right	1	
-17	550 778	W	INSTRUMENT - Directional gyro (32168-00) (3 inch)	1	
-18	688 164		SWITCH - Omni coupler (MTG-206P)	1	
-19	758 002	W	CABLE ASSEMBLY - Roll servo extension (30C211-156R)	1	
-20	69509-00		PLACARD - Omni coupler switch	1	28-7921001 to 28-7921003 incl.
	35669-126		PLACARD - Omni coupler switch	1	28-7921004 and up
-21	35553-00		BRACKET - A/P filter mounting	1	

When ordering, always specify Part Number, Description, and Serial Number of Aircraft



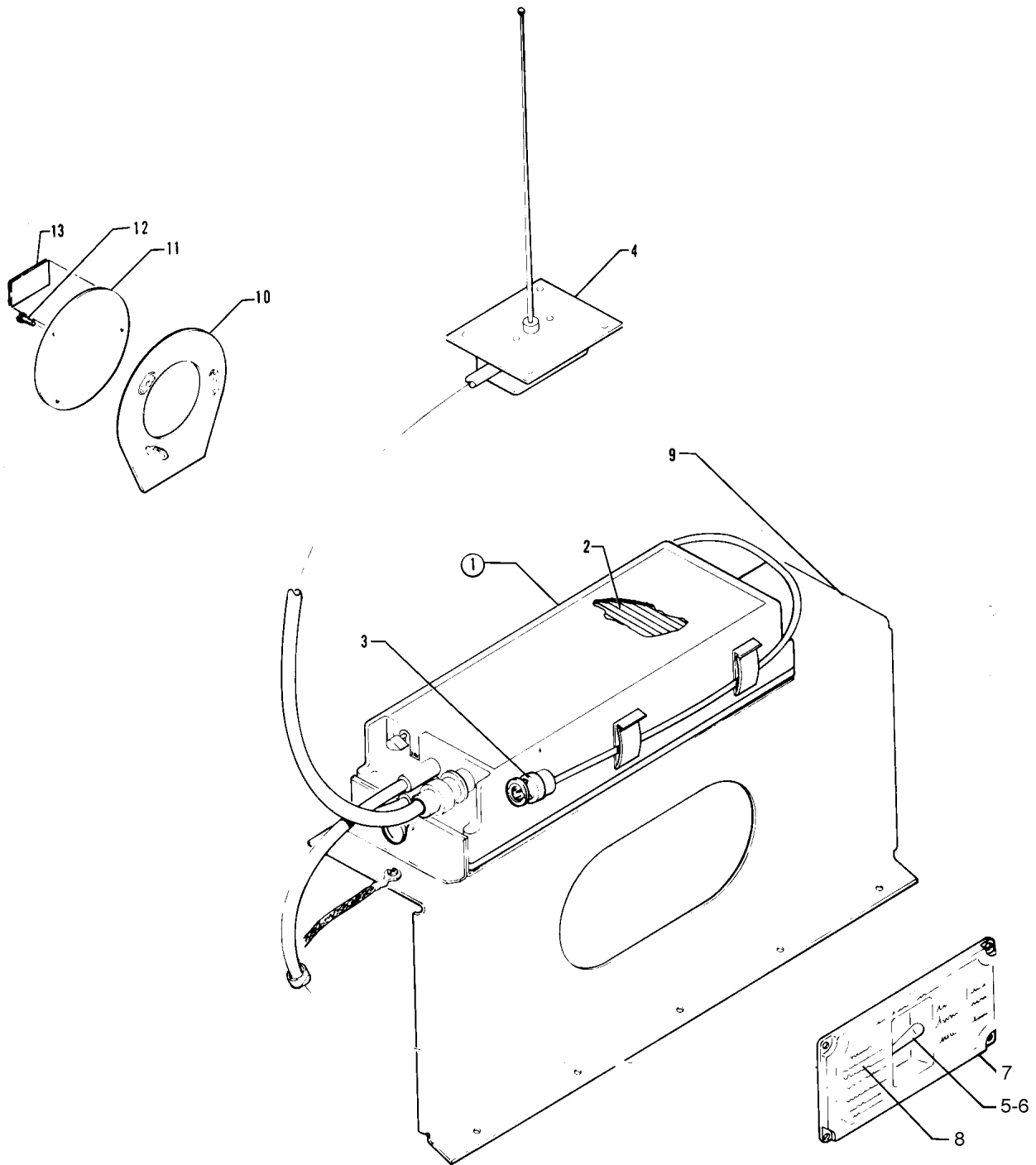


Figure 68. Piper Automatic Locator (ELT) Installation  
(Communications Components Corp.)

---

# PIPER PARTS CATALOG

---

## CODE EXPLANATIONS FOR FIGURE 68

A - When ordering, specify color "bark II" or black.

**PIPER PARTS CATALOG**

Figure and Index Number	Part Number	Code	Nomenclature	No. Req.	Serial Numbers Affected
68-	79761		DRAWING - Piper Automatic Locator (ELT) Installation		
-1	762 030		TRANSMITTER ASSEMBLY - Automatic locator (CIR-11-2) (includes alkaline battery pack)	1	
-2	758 528		* BATTERY PACK - Transmitter assembly (alkaline)	1	
-3	758 092		* ANTENNA ASSEMBLY - Portable (10-249)	1	
-4	763 004		ANTENNA ASSEMBLY - Whip (10-234)	1	
-5	79762-02		SWITCH AND HARNESS ASSEMBLY - ELT	1	
-6	588 030		* SWITCH - (8A2051)	1	
-7	79463-02	A	COVER - ELT switch	1	
-8	69669-66		PLACARD - Warning	1	
-9	99887-04		BRACKET ASSEMBLY - Emergency locator transmitter	1	
-10	99888-00		RING ASSEMBLY - Emergency locator transmitter	1	
-11	99889-00		COVER ASSEMBLY - Emergency locator transmitter	1	
-12	486 281		SCREW - (PS10015-B8-12NA)	3	
-13	35669-105		PLACARD - ELT location	1	

When ordering, always specify Part Number, Description, and Serial Number of Aircraft

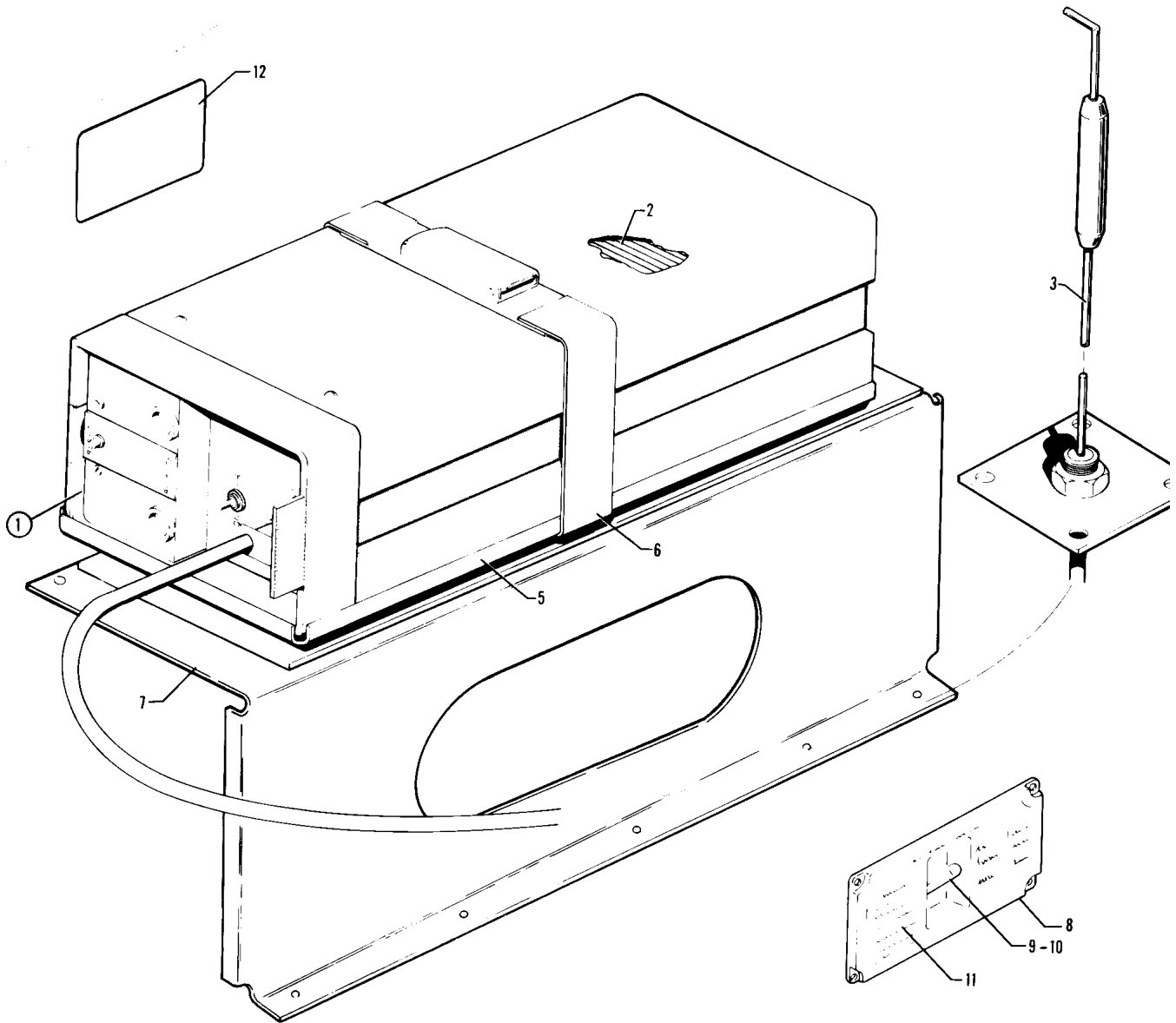


Figure 68A. Piper Automatic Locator (ELT) Installation

---

# PIPER PARTS CATALOG

---

## CODE EXPLANATIONS FOR FIGURE 68A

A - When ordering, specify color "bark II" or black.

W - These parts must be ordered from Service Spares Department, Piper Aircraft, Lock Haven, Penna.

**PIPER PARTS CATALOG**

Figure and Index Number	Part Number	Code	Nomenclature	No. Req.	Serial Numbers Affected
68A-	36632		DRAWING - Piper Automatic Locator (ELT) Installation		
-1	597 461		TRANSMITTER ASSEMBLY - Automatic locator (ELT 10) (includes alkaline battery pack)	1	
-2	758 452	W	* BATTERY PACK - Transmitter assembly (57674-0001)	1	
-3	597 257	W	* ANTENNA ASSEMBLY - ELT (01652-0101)	1	
-4	763 019	W	* ANTENNA - Blade, portable (57667-0001)	1	
-5	758 453	W	* BASE - Transmitter assembly (57666-0001)	1	
-6	762 357	W	* STRAP - Transmitter assembly (57682-0101)	1	
-7	99887-06		BRACKET ASSEMBLY - Emergency locator transmitter	1	
-8	79463-00	A	COVER - ELT switch	1	
-9	79599-00		SWITCH AND HARNESS ASSEMBLY - ELT	1	
-10	588 011		* SWITCH - (8E1011)	1	
-11	35669-132		PLACARD - Warning	1	
-12	35669-105		PLACARD - ELT location	1	

When ordering, always specify Part Number, Description, and Serial Number of Aircraft

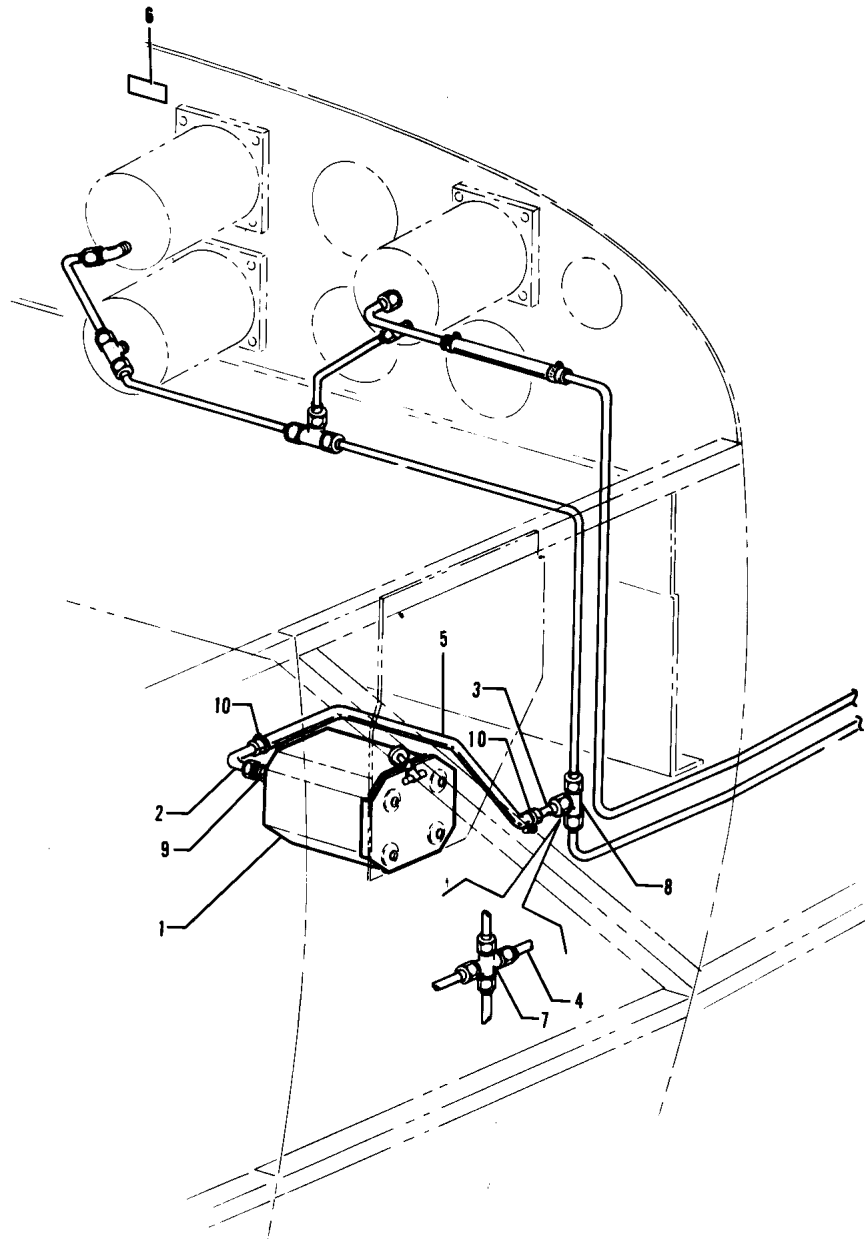


Figure 69. Encoder Installation  
(Narco - AR 500 and United - 5125-P3)

---

# PIPER PARTS CATALOG

---

## CODE EXPLANATIONS FOR FIGURE 69

A - Used if alternate static system is installed.

W - These parts must be ordered from Service Spares Department, Piper Aircraft, Lock Haven, Penna.



**PIPER PARTS CATALOG**

Figure and Index Number	Part Number	Code	Nomenclature	No. Req.	Serial Numbers Affected
69-	79658		DRAWING - Encoder Installation (Narco-AR 500 and United-5125-P3)		
-1	596 605		ALTITUDE REPORTER - Narco (PS50040-30-2)	1	
	597 426		ALTITUDE REPORTER - United (PS50040-30-4)	1	28-7921024 and up
-2	63211-00		TUBE ASSEMBLY - Encoder	1	
-3	79636-04		TUBE ASSEMBLY - Encoder	1	
-4	67700-148	A	TUBE ASSEMBLY - Alternate static	1	
-5	63913-37		HOSE - Static	1	
-6	35669-154		PLACARD - Altitude reporter installed	1	
-7	455 417	A	CROSS - (AN827-3D)	1	
-8	488 315	W	TEE - (AN824-3D)	1	
-9	476 647	W	UNION - (AN816-3D)	1	
-10	554 861	W	CLAMP - (SAE TY F-4)	2	

When ordering, always specify Part Number, Description, and Serial Number of Aircraft

PIPER PARTS CATALOG

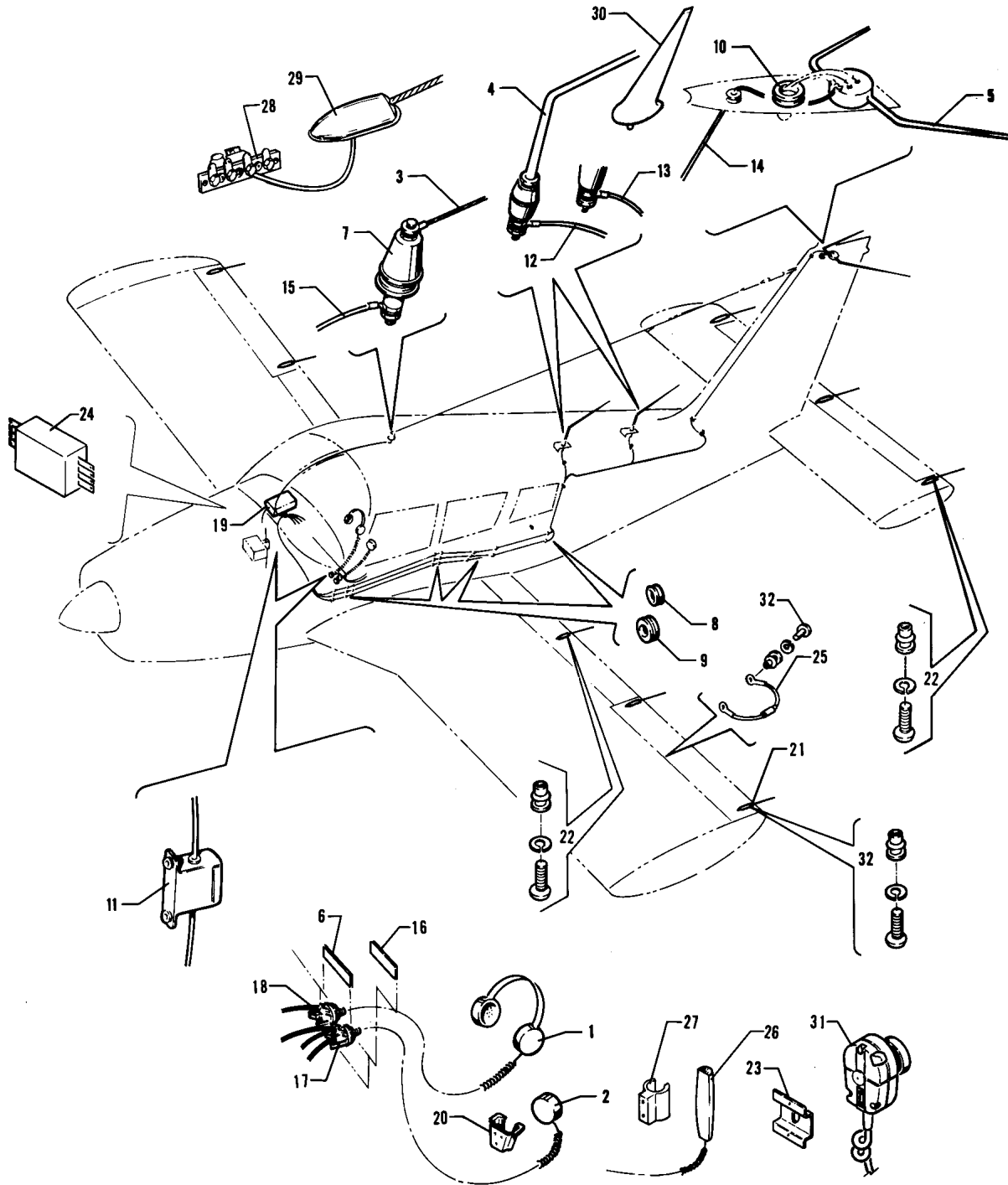


Figure 70. Radio, Antenna System and Static Wicks Installation

---

# PIPER PARTS CATALOG

---

## CODE EXPLANATIONS FOR FIGURE 70

- A - See Figure 71 for component parts.
- B - With microphone switch, dual VHF switches, ADF switch and marker beacon switches.
- C - With microphone switch, dual VHF switches and ADF switch.
- D - With single VHF switch, ADF switch and marker beacon switches.
- E - Used if Bendix ADF-T-12C or ADF-T-12D receiver is installed.
- F - When ordering specify color "bark II" or black.
- W - These parts must be ordered from Service Spares Department, Piper Aircraft, Lock Haven, Penna.

## PIPER PARTS CATALOG

Figure and Index Number	Part Number	Code	Nomenclature	No. Req.	Serial Numbers Affected
70-	99461		DRAWING - Radio Antenna System Installation		
	79153		DRAWING - All Weather Radio Antenna System Installation		
	69667		DRAWING - Static Wick Installation		
	67440		DRAWING - Radio Systems Installation		
-1	464 362	W	HEADPHONE	1	
	464 407		HEADPHONE - (With boom mike)	1	
-2	474 652		MICROPHONE - Telex (60837-17)	1	
-3	99841-04		ANTENNA ASSEMBLY - Receiving	1	
-4	451 272	W	ANTENNA ASSEMBLY - Transmitting (VTP-17)	2	
-5	451 273	W	ANTENNA ASSEMBLY - Omni-receiving (VRP-37)	1	
-6	66837-00		PLACARD - Mike jack (with console mike jack)	1	
-7	467 064	W	INSULATOR - Antenna (135-40)	1	
-8	453 838		BUSHING - Snap (PS10064-500-6)	8	
-9	453 836	W	BUSHING - Snap (PS10064-437-5)	8	
-10	434 144	W	GROMMET - (MS35489-23)	1	
-11	555 501		COUPLER - Dual NAV - Com (AVB-10)	1	
	555 422		COUPLER - Dual NAV - Com with glide slope (AV-571)	1	
	555 421		COUPLER - Single NAV - Com with glide slope (AV-570)	1	
-12	99610-00		CABLE ASSEMBLY - Transmitting	1	
-13	99610-02		CABLE ASSEMBLY - Transmitting	1	
-14	65192-09		CABLE ASSEMBLY - Receiving	1	
-15	596 118		CABLE ASSEMBLY - Receiving (90677-67) (completely shielded)	1	
-16	67471-00		PLACARD - Mike and phone	1	
-17	468 002	W	JACK - Mike (S12B)	2	
-18	468 006	W	JACK - Phone (11)	1	
-19	99395-00	A,D	AUDIO SELECTOR ASSEMBLY	1	
	99395-02	A,C	AUDIO SELECTOR ASSEMBLY	1	
	99395-03	A,B	AUDIO SELECTOR ASSEMBLY	1	
-20	99680-08	F	SUPPORT - Microphone	1	
-21	494 678	W	WICK - Static (SW 10-96)	9	
-22	415 520	W	SCREW - (MS35206-230)	10	
	407 122		WASHER - (AN935-6L)	10	
	406 848	W	RIVNUT - (A6K75)	10	
-23	554 686		CLIP - Microphone holder (9OZ1136)	1	
-24	584 006		RELAY - Boom mike (652C-121-1D)	1	
-25	469 600		JUMPER ASSEMBLY - Lightning protection (MS25083-3AA6)	7	
-26	474 642		MICROPHONE - Telex (62800-001)	1	
-27	565 523		HOLDER - Microphone (Telex 64022-000)	1	
-28	79152-00		STRIP ASSEMBLY - All weather antenna terminal	1	
	79152-02	E	STRIP ASSEMBLY - All weather antenna terminal	1	
-29	79160-00		ANTENNA ASSEMBLY - All weather receiving	1	
-30	596 664		ANTENNA - Broadband, VHF Comm (PS50040-18-2) (Dorne and Margolin)	2	
-31	474 659		MICROPHONE - Narco (M700B)	1	
-32	415 521	W	SCREW - (MS35206-231)	15	
	407 122		WASHER - (AN935-6L)	15	
	406 848	W	RIVNUT -(A6K75)	15	

When ordering, always specify Part Number, Description, and Serial Number of Aircraft

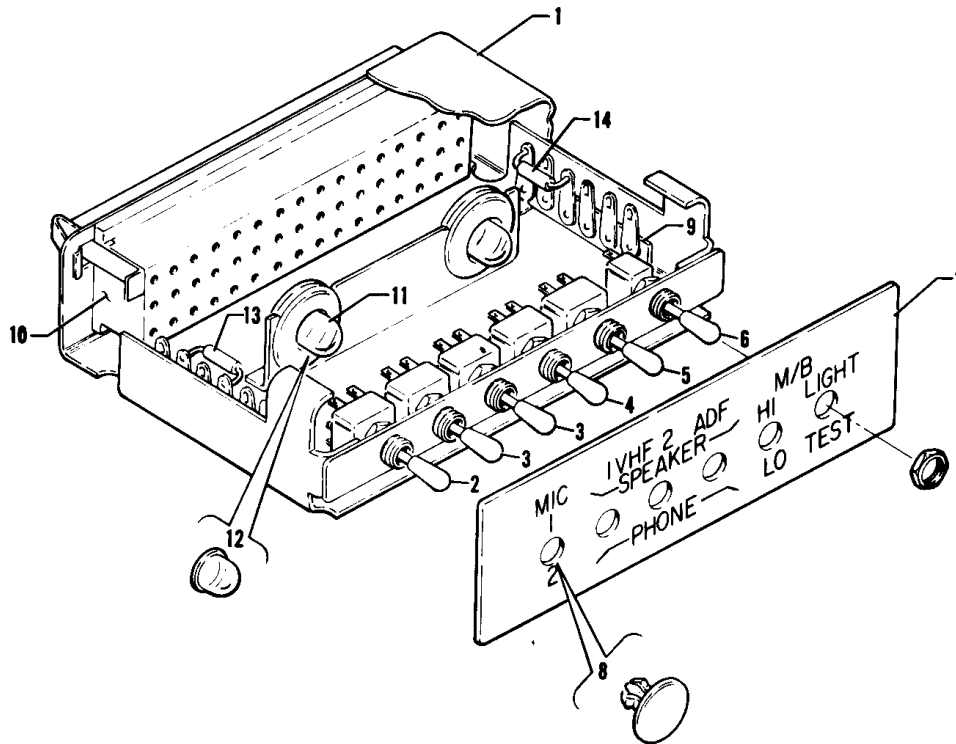


Figure 71. Audio Selector Assembly

---

# PIPER PARTS CATALOG

---

## CODE EXPLANATIONS FOR FIGURE 71

- A - With single VHF switch, ADF switch and marker beacon switches.
- B - With microphone switch, dual VHF switches and ADF switch.
- C - With microphone switch, dual VHF switches, ADF switch and marker beacon switches.
- W - These parts must be ordered from Service Spares Department, Piper Aircraft, Lock Haven, Penna.

## PIPER PARTS CATALOG

Figure and Index Number	Part Number	Code	Nomenclature	No. Req.	Serial Numbers Affected
71-1	99395-00	A	AUDIO SELECTOR ASSEMBLY	1	
	99395-02	B	AUDIO SELECTOR ASSEMBLY	1	
	99395-03	C	AUDIO SELECTOR ASSEMBLY	1	
-2	587 807		SWITCH - Microphone (JMT-223)	1	
-3	587 808		SWITCH - VHF (JMT-221)	2	
-4	587 808		SWITCH - ADF (JMT-221)	1	
-5	587 808		SWITCH - Marker beacon, Hi/Lo (JMT-221)	1	
-6	587 809		SWITCH - Marker beacon, Light Test (JMT-126)	1	
-7	99344-00		PLATE - Selector face	1	
-8	453 855	W	BUTTON - Plug (207-170201 -00)	2	
-9	588 356		STRIP - Terminal (1076)	2	
-10	484 234		RECEPTACLE-(1055R48)	1	
-11	472 056		BULB - (GE 53)	2	
-12	460 602		FILTER - Lunar white (1813-26)	2	
-13	456 703		DIODE - (IN2071)	3	
-14	484 461		RESISTOR - (242E3R05)	1	

When ordering, always specify Part Number, Description, and Serial Number of Aircraft

---

# PIPER PARTS CATALOG

---

CODE EXPLANATIONS FOR RADIO INSTALLATION DRAWINGS



---

**PIPER PARTS CATALOG**

---

<b>Figure and Index Number</b>	<b>Part Number</b>	<b>Code</b>	<b>Nomenclature</b>	<b>No. Req.</b>	<b>Serial Numbers Affected</b>
79628			DRAWING - Radio Installation, King KN61 DME		
99989			DRAWING - Transponder Installation, AT 50/AT 500/AT 150		
79814			DRAWING - King KT76A/78A Transponder Installation		
99844			DRAWING - Radio Installation, King KR-85		
67976			DRAWING - COM 120/111, NAV 122/122A, 124A, Glide Slope UGR-2A and Marker Beacon Radio Installation		
37963			DRAWING - Narco CP-135/135M Radio Installation		
79074			DRAWING - Dual ADF Installation, King KR-85, KR-86		
79051			DRAWING - Single ADF Installation, King KR-86		
79053			DRAWING - DME Installation, King KN-65/65A		
79490			DRAWING - Single ADF Installation, Narco ADF-140		
79493			DRAWING - Dual ADF Installation, Narco ADF-140		
79491			DRAWING - DME Installation, Narco DME-190		
79001			DRAWING - King KMA-20 Audio and Marker Beacon System Installation		
79068			DRAWING - King KN-74 Area NAV System Installation		
79663			DRAWING - Collins COM/NAV/GS Radio Installation		
79662			DRAWING - Collins RCR-650 ADF Radio Installation		
79669			DRAWING - Narco DME-195 Radio Installation		
79660			DRAWING - Collins TDR-950 Transponder Installation		
79084			DRAWING - Narco DME-195 Radio Installation		
36906			DRAWING - King KX-170B, KN-75, KI-209 Radio Installation		
36920			DRAWING - Collins DCE-400 Distance Computing Equipment		

When ordering, always specify Part Number, Description, and Serial Number of Aircraft

# PIPER PARTS CATALOG

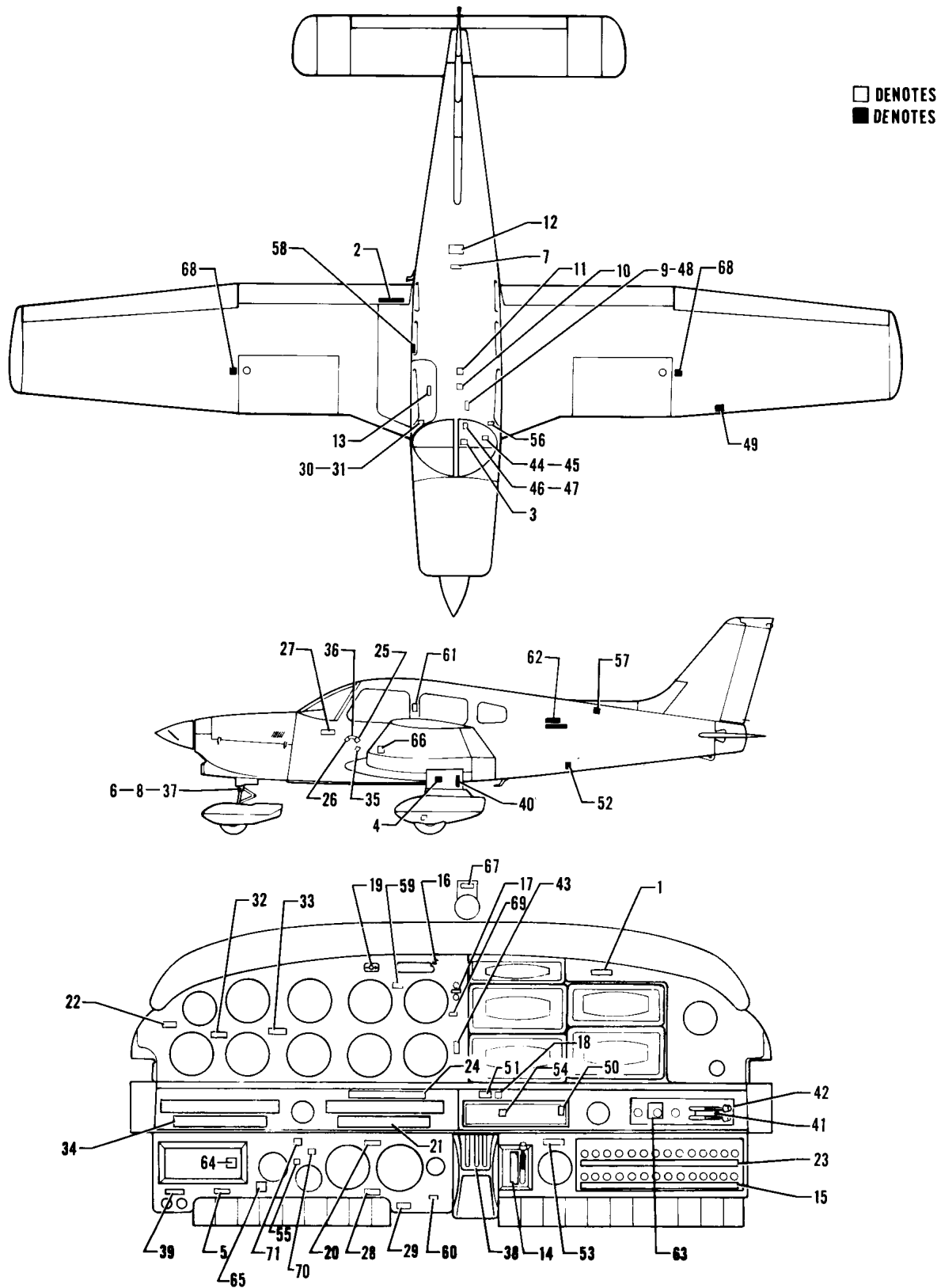


Figure 72. Placards and Exterior Stencils

---

# PIPER PARTS CATALOG

---

## CODE EXPLANATIONS FOR FIGURE 72

- A - Used with red wing tip strobe only.
- B - Used if a push on-off pitch trim switch is installed.
- C - Used if a toggle pitch trim switch is installed.
- W - These parts must be ordered from Service Spares Department, Piper Aircraft, Lock Haven, Penna.

## PIPER PARTS CATALOG

Figure and Index Number	Part Number	Code	Nomenclature	No. Req.	Serial Numbers Affected
72-	35654		DRAWING - Placard Details Installation		
	35860		DRAWING - Exterior Finish Installation		
-1	63408-00		PLACARD - Oil cooler winterization	1	
-2	35664-02		PLACARD - Flap step	1	
-3	65219-00		PLACARD - Rudder trim	1	
-4	65369-00		PLACARD - Main gear, oleo service instructions	2	
-5	67768-00		PLACARD - Alternate static source	1	
-6	35669-04		PLACARD - Turn limit	1	
-7	66787-00		PLACARD - "Soft Wear Only"	1	
-8	35669-05		PLACARD - Nose wheel	1	
-9	69669-77		PLACARD - Cabin air	1	
-10	67786-00		PLACARD - Stabilator trim	1	
-11	35669-27		PLACARD - Flap lever	1	
-12	68399-02		PLACARD - Baggage limitation	1	
-13	68555-05		PLACARD - Door latch	1	
-14	69545-00		PLACARD - Alternate air	1	
-15	69669-16		PLACARD - Circuit breaker, lower	1	
-16	69669-101		PLACARD - Emergency fuel on	1	
-17	69669-158		PLACARD - Primer	1	
-18	69669-159		PLACARD - Auxiliary fuel pump	1	
-19	69669-39		PLACARD - Press to test	1	
-20	69669-186		PLACARD - Cruise fuel flows	1	
-21	35669-36		PLACARD - Landing checklist	1	
-22	67428-00		PLACARD - Maneuvers limitations	1	
-23	35669-77		PLACARD - Circuit breaker, upper	1	28-7921001 to 28-7921091 incl.
	35669-131		PLACARD - Circuit breaker, upper	1	28-7921092 and up
-24	69669-176		PLACARD - Fuel	1	
-25	69669-170		PLACARD - Fuel valve, "L" tank, 36 gal.	1	
-26	69669-169		PLACARD - Fuel valve, "R" tank, 36 gal.	1	
-27	66987-00		PLACARD - Aircraft limitations	1	
-28	69669-68		PLACARD - Continuous ground R.P.M.	1	
-29	69669-70		PLACARD - In-flight R.P.M. - MP Restrictions	1	
-30	69669-117		PLACARD - Open	1	
-31	69669-118		PLACARD - Latch	1	
-32	76222-00		PLACARD - Crosswind component	1	
-33	35669-123		PLACARD - Maneuvering speed	1	
-34	69669-163		PLACARD - Take-off checklist	1	
-35	99184-02		PLACARD - Fuel off	1	
-36	99184-05		PLACARD - Fuel	1	
-37	35669-89		PLACARD - Oleo service instruction, nose gear	1	
-38	69669-45		PLACARD - Engine control	1	
-39	67471-00		PLACARD - Mike and headphone	1	
-40	35669-23		PLACARD - Gear	2	
-41	35669-28		PLACARD - Heater and defrost (lift to actuate)	1	
-42	79112-02		PLACARD - Climate control center	1	
-43	99921-00		PLACARD - Air conditioning door light	1	
-44	35669-16		PLACARD - A/P Intr.	1	
-45	35669-17		PLACARD - Mike	1	
-46	69669-177		PLACARD - Oxygen support	1	
-47	35669-32		PLACARD - Warning	1	
-48	69669-20		PLACARD - Dome light maximum	1	
-49	450 741	W	DECAL - Lift detector	1	
-50	66970-03		PLACARD - Instrument lights panel	1	

When ordering, always specify Part Number, Description, and Serial Number of Aircraft

## PIPER PARTS CATALOG

Figure and Index Number	Part Number	Code	Nomenclature	No. Req.	Serial Numbers Affected
72-51	69669-17		PLACARD - Instrument lights panel	1	
-52	69669-173		PLACARD - External power	1	
-53	69669-175		PLACARD - Warning	1	
-54	35669-106	A	PLACARD - Red strobe light	1	
-55	67490-02	B	PLACARD - Pitch trim	1	
-56	69669-66		PLACARD - Warning, ELT (Communications Components, Inc.)	1	
	35669-132		PLACARD - Warning, ELT (Narco)	1	
-57	35669-105		PLACARD - ELT location	1	
-58	79315-00		PLACARD - Piper-Aire	1	
-59	35669-154		PLACARD - Altitude reporter installed	1	
-60	66837-00		PLACARD - Mike jack (with console mike jack)	1	
-61	48629-00	W	MEDALLION - Piper logo	1	
-62	35841-02		NAMEPLATE - Piper Turbo DAKOTA	2	
-63	35669-38		PLACARD - Vent fan	1	
-64	99448-00		PLACARD - AutoFlite II	1	
-65	69509-00		PLACARD - Omni coupler switch	1	28-7921001 to 28-7921003 incl.
	35669-126		PLACARD - Omni coupler switch	1	28-7921004 and up
-66	69669-115		PLACARD - Pitot drain	1	
-67	35669-165		PLACARD - Caution	1	28-7921039 and up
-68	35807-02		PLACARD - Fuel	2	
-69	69669-182		PLACARD - Optional engine primer	1	
-70	87369-39	C	PLACARD - On-off	1	
-71	87369-38	C	PLACARD - Pitch trim	1	

When ordering, always specify Part Number, Description, and Serial Number of Aircraft

---

# PIPER PARTS CATALOG

---

## CODE EXPLANATIONS FOR OPTIONAL EQUIPMENT KITS AND REPAIR KITS

W - These parts must be ordered from Service Spares Department, Piper Aircraft, Lock Haven, Penna.

**PIPER PARTS CATALOG**

Figure and Index Number	Part Number	Code	Nomenclature	No. Req.	Serial Numbers Affected
OPTIONAL EQUIPMENT KITS					
36733-02			CARD - Passenger briefing		
761 106			OPTIONAL COLD WEATHER PRIMING INSTALLATION		
763 966			SHOULDER HARNESS INSTALLATION - Passenger seats		
760 297			PITOT COVER		
763 920			IMPROVED CABIN HEAT CENTER DUCT		
763 962			DOOR JAMB SNUBBER INSTALLATION		
REPAIR KITS					
756 892		W	PROPELLER REPAIR KIT		

When ordering, always specify Part Number, Description, and Serial Number of Aircraft

**1K24**

**INTENTIONALLY LEFT BLANK**



# NUMERICAL INDEX

Part Number	Figure and Index No.	Part Number	Figure and Index No.	Part Number	Figure and Index No.	Part Number	Figure and Index No.
12761-02	13-6	35118-803v	3-30	35616-00v	4-26	35640-21v	5-12
15086-00	29-52	35118-804v	3-30	35616-01v	4-26	35640-22v	5-13
18132-00	42-33	35142-00v	11-11	35617-00v	4-27	35640-24v	2-6
18219-00	42-34	35142-01v	11-11	35617-01v	4-27	35640-24v	5-1
18321-00	43-60	35156-00v	20-45	35618-00v	4-28	35640-25v	2-6
18321-00	59-4	35157-00v	20-38	35618-01v	4-28	35640-25v	5-1
19063-02	13-2	35158-00v	20-40	35619-04v	4-29	35641-06v	2-9
19336-00	32-17	35166-00v	3-25	35619-05v	4-29	35641-07v	2-9
19336-00	32-34	35166-01v	3-25	35620-00v	4-30	35641-08v	2-10
19336-00	33-9	35168-16v	4-4	35620-01v	4-30	35641-09v	2-10
19336-01	32-17	35168-17v	4-4	35621-00v	4-31	35641-12v	2-8
19336-01	32-34	35168-18v	4-2	35621-01v	4-31	35641-13v	2-8
19336-01	33-9	35168-19v	4-2	35630-16v	2-26	35641-14v	2-8
19365-02	32-19	35174-04v	4-7	35630-18v	2-28	35641-15v	2-8
19365-02	32-36	35174-05v	4-7	35630-928v	2-3	35642-00v	3-2
19365-02	33-11	35201-00v	62-3	35630-928v	3-19	35642-01v	3-2
19392-15	32-35	35202-00v	62-2	35630-929v	2-3	35664-02v	2-47
20785-05v	20-29	35208-00v	60-40	35630-929v	3-19	35664-02v	72-2
20784-00	20-37	35208-06v	60-40	35632-02v	4-9	35669-04v	19-24
20787-00v	20-27	35212-00v	60-4	35632-03v	4-9	35669-04v	72-6
21176-00v	13-4	35214-00v	59-52	35632-04v	4-43	35669-05v	19-25
21710-00	20-10	35261-02v	60-17	35632-05v	4-43	35669-05v	72-8
21712-02v	20-15	35362-00v	4-15	35634-04v	4-17	35669-16v	51-40
21831-04	20-13	35378-00v	4-23	35634-05v	4-17	35669-16v	72-44
22105-03	53-28	35378-01v	4-23	35636-00v	4-41	35669-17v	51-41
22105-05v	38-20	35402-00v	50-21	35637-00v	4-32	35669-17v	72-45
22482-00	12-45	35402-04v	50-57	35637-01v	4-32	35669-23v	25-19
23809-04v	37-11	35420-04v	4-13	35638-00v	44-5	35669-23v	72-40
23809-07v	37-10	35421-06v	4-14	35638-01v	44-5	35669-27v	50-56
23969-02	59-10	35421-07v	4-14	35640-02v	5-2	35669-27v	72-11
23969-02	62-11	35422-04v	4-13	35640-03v	5-2	35669-28v	34-49
23969-03	59-11	35454-00v	43-61	35640-04v	5-3	35669-28v	72-41
23969-05	62-13	35476-01v	45-5	35640-05v	5-3	35669-32v	58-6
23969-05	63-9	35507-02v	36-14	35640-06v	5-4	35669-32v	72-47
24047-00	42-6	35553-00	67-21	35640-07v	5-4	35669-36v	34-53
24048-00	42-7	35573-00v	4-18	35640-08v	5-5	35669-36v	72-21
24582-00	37-12	35592-00v	3-22	35640-09v	5-5	35669-38v	34-80
26749-07	35-1	35592-01v	3-22	35640-10v	5-6	35669-38v	72-53
35118-22v	3-24	35603-20v	4-12	35640-11v	5-6	35669-77v	34-52
35118-23v	3-24	35603-21v	4-12	35640-12v	5-7	35669-77v	72-23
35118-24v	3-29	35603-26v	4-19	35640-13v	5-7	35669-89v	19-37
35118-25v	3-29	35603-27v	4-19	35640-14v	5-8	35669-89v	72-37
35118-28v	3-20	35614-10v	45-6	35640-15v	5-8	35669-105v	68-13
35118-29v	3-20	35614-11v	45-6	35640-16v	5-9	35669-105v	68A-12
35118-30v	3-23	35615-02v	3-26	35640-17v	5-9	35669-105v	72-57
35118-31v	3-23	35615-03v	3-26	35640-18v	5-10	35669-106v	64-11
35118-47v	3-28	35615-04v	3-27	35640-19v	5-10	35669-106v	72-54
35118-49v	3-28	35615-05v	3-27	35640-20v	5-11	35669-123v	34-57

## PIPER PARTS CATALOG

Part Number	Figure and Index No.	Part Number	Figure and Index No.	Part Number	Figure and Index No.	Part Number	Figure and Index No.
35669-123v	72-33	35742-31v	40-1	35841-02v	72-62	37177-00v	39-8
35669-126v	67-20	35742-32v	40-2	35852-02v	37-17	37179-00v	39-11
35669-126v	72-65	35742-33v	40-2	35855-02v	8-2	37189-00v	39-9
35669-131v	34-52	35742-41v	40-3	35857-02v	19-14	37337-00v	34-11
35669-131v	72-23	35742-43v	40-7	35858-02v	19-1	37338-00v	34-12
35669-132v	68A-11	35742-809v	40-12	35859-04v	19-15	37340-00v	34-13
35669-132v	72-56	35744-03v	10-27	35859-04v	20-1	37343-32v	38-2
35669-154v	69-6	35744-04v	10-24	35862-02v	20-2	37343-33v	38-3
35669-154v	72-59	35745-02v	10-25	35867-02v	53-9	37343-34v	38-4
35669-165v	34-82	35749-02v	59-61	35867-07v	53-10	37390-00v	38-36
35669-165v	34-84	35749-03v	59-59	35868-02v	19-6	37390-02v	38-24
35669-165v	72-67	35749-04v	59-60	35882-02v	40-20	37463-00v	39-13
35680-11v	34-33	35750-02v	59-58	35921-02v	10-28	37464-03v	39-14
35680-12v	34-34	35750-03v	59-58	35950-926v	2-2	37476-03v	37-7
35680-22v	34-35	35754-00v	8-5	35950-926v	3-1	37499-03v	43-63
35680-26v	34-32	35756-00v	9-34	35950-927v	2-2	37512-00v	39-15
35696-02v	2-54	35756-01v	9-34	35950-927v	3-1	37598-00v	39-6
35696-02v	36-13	35759-02v	8-11	35950-980v	2-1	37629-02v	34-36
35703-07v	37-3	35760-00v	10-44	35950-981v	2-1	37660-00v	43-64
35703-08v	37-3a	35761-00v	10-41	35950-982v	2-4	37729-02v	51-39
35703-09v	37-3	35761-01v	10-41	35950-982v	4-1	37756-02v	60-1
35706-05v	37-8	35762-00v	10-42	35950-983v	2-4	37793-02v	37-19
35706-08v	37-9	35762-01v	10-42	35950-983v	4-1	37845-02v	37-7
35706-09v	37-24	35763-00v	10-43	35952-02v	4-6	37848-02v	33-26
35707-03v	7-1	35763-01v	10-43	35952-03v	4-6	37872-03v	34-28
35707-801v	7-15	35766-02v	60-33	35954-02v	54-29	37872-04v	34-29
35707-802v	7-16	35767-802v	9-33	35954-03v	54-31	37872-05v	34-30
35707-803v	7-17	35767-803v	9-33	36511-02v	53-2	37872-07v	34-31
35707-904v	7-2	35770-02v	5-14	36511-03v	53-2	37880-02v	22-32
35707-904v	12-1	35770-03v	5-14	36535-02v	35-1	37880-02v	25-21
35707-910v	7-22	35773-02v	29-64	36558-02v	53-11	37880-03v	22-32
35707-910v	9-1	35776-04v	43-62	36558-03v	53-12	37880-03v	25-21
35707-91 lv	7-5	35777-03v	53-51	36565-02v	10-55	37881-03v	25-22
35707-912v	7-26	35777-07v	59-40	36565-03v	10-54	37882-02v	25-11
35707-912v	10-1	35777-09v	53-14	36567-03v	34-39	37882-04v	25-12
35707-913v	7-9	35777-09v	59-44	36572-03v	13-56	37897-02v	4-16
35707-914v	7-14	35789-02v	43-16	36588-04v	29-72	37902-05v	33-48
35707-914v	8-1	35791-05v	37-23	36589-02v	29-18	37902-06v	33-45
35708-03v	42-54	35793-02v	40-4	36589-03v	29-18	37902-08v	33-46
35711-02v	34-24	35794-02v	40-6	36590-02v	13-48	37928-06v	25-2
35715-03v	43-10	35798-02v	34-17	36598-02v	13-44	37994-03v	36-9
35716-08v	2-5	35801-02v	43-53	36625-02v	44-7	37997-02v	54-9
35716-08v	44-1	35801-03v	43-54	36625-03v	44-7	37997-02v	56-5
35716-09v	2-5	35801-04v	43-55	36660-02v	34-9	38118-00v	3-6
35716-09v	44-1	35802-03v	2-11	36722-04v	13-66	38118-03v	3-7
35719-00v	44-13	35807-02v	44-24	36733-02v	Misc.	38118-05v	2-13
35725-02v	2-55	35807-02v	72-68	36856-02v	33-20	38217-00v	3-9
35727-00v	8-20	35811-02v	37-30	36857-02v	35-21	38217-01v	3-9
35731-00v	4-20	35812-02v	39-2	36857-02v	36-21	38218-00v	3-3
35731-01v	4-20	35814-02v	37-20	36858-02v	33-14	38218-01v	3-3
35733-02v	3-21	35819-02v	29-35	37032-25v	37-26	38222-00v	15-4
35733-03v	3-21	35822-13v	58-2	37032-26v	37-27	38224-03v	34-20
35740-14v	39-5	35822-21v	58-1	37032-27v	37-28	38245-00v	15-5
35740-15v	39-7	35832-02v	25-4	37107-00v	37-21	38676-02v	2-27
35740-16v	39-3	35832-06v	25-5	37119-00v	39-1	39829-02v	44-9
35740-17v	39-4	35832-07v	25-6	37123-00v	43-65	39830-800v	44-8
35740-18v	39-16	35838-02v	25-1	37126-00v	39-12	39856-02v	44-10a
35742-30v	40-15	35839-02v	25-3	37142-00v	39-10	41001-10v	45-9

# PIPER PARTS CATALOG

Part Number	Figure and Index No.	Part Number	Figure and Index No.	Part Number	Figure and Index No.	Part Number	Figure and Index No.
41001 -10v	46-3	62410-01v	9-28	62542-00v	10-16	62701-111v	65-29
41001 -10v	48-8	62411-02v	11-8	62542-01v	10-16	62701-113v	48-1
48629-00	72-61	62412-02v	9-27	62543-00v	10-4	62701-114v	48-1
50111-00	50-15	62413-00v	12-40	62543-02v	10-4	62701-122v	45-2
52586-02	66-1	62413-01v	12-40	62544-00v	10-11	62701-123v	45-3
62002-02v	15-37	62414-00v	12-43	62544-01v	10-11	62701-124v	45-4
62002-03v	15-38	62414-01v	12-43	62546-00v	10-31	62703-33v	51-7
62002-04v	15-39	62419-11v	9-63	62549-00v	7-33	62705-00v	50-1
62019-03v	51-6	62421-00v	10-37	62550-00v	10-34	62706-06v	50-5
62021-00v	3-4	62421-01v	10-37	62550-01v	10-34	62709-00v	49-10
62021-01v	3-4	62426-06v	9-6	62551-00v	10-18	62710-02v	45-28
62033-00v	44-19	62427-00v	9-7	62551-01v	10-18	62710-03v	46-7
62044-00v	44-12	62427-02v	9-7	62554-00v	10-5	62711-02v	50-31
62059-00v	44-11	62428-00v	10-32	62554-00v	10-10	62711-03v	49-39
62060-06v	44-18	62428-01v	10-32	62557-04v	32-62	62711-04v	49-40
62060-07v	44-18	62429-00v	9-8	62558-00v	10-9	62712-02v	50-33
62061-04v	4-42	62430-00v	9-29	62558-01v	10-9	62712-03v	45-11
62061-05v	3-11	62438-00v	8-3	62563-01v	11-10	62712-04v	51-11
62073-02v	4-3	62441-00v	10-12	62563-02v	11-10	62713-02v	50-32
62073-03v	4-3	62441-01v	10-12	62571-00v	9-64	62714-02v	48-7
62079-00v	4-5	62443-00v	12-11	62581-01v	10-19	62714-02v	49-27
62085-02v	3-8	62444-05v	12-13	62581-02v	10-19	62714-03v	48-6
62085-03v	3-8	62445-00v	12-17	62583-00v	10-35	62714-0.4v	49-28
62087-05v	3-10	62448-02v	11-9	62583-01v	10-35	62715-02v	48-5
62091-02v	3-18	62448-03v	11-9	62601-03v	10-40	62715-02v	49-29
62095-00v	2-30	62451-00v	12-18	62618-00v	11-14	62716-07v	51-17
62105-00v	4-10	62452-00v	12-19	62618-01v	11-14	62725-00v	50-2
62105-02v	4-11	62452-01v	12-19	62619-00v	11-15	62727-00v	50-35
62109-00v	2-12	62453-00v	12-15	62620-00v	10-46	62727-01v	50-35
62121-00v	2-14	62455-00v	12-20	62630-00v	12-9	62733-00v	50-12
62129-03v	4-38	62457-00v	12-21	62632-00v	9-57	62734-02v	50-13
62129-04v	4-38	62457-01v	12-21	62633-00v	9-58	62736-00v	50-14
62129-07v	4-39	62463-00v	12-55	62634-00v	9-54	62740-00v	50-7
62129-08v	4-39	62464-00v	12-56	62635-00v	9-53	62743-02v	45-12
62226-00	63-1	62465-00v	12-57	62636-00v	9-55	62743-03v	46-6
62227-00	63-2	62471-00v	12-29	62637-00v	9-52	62743-04v	46-4
62279-00v	62-4	62473-02v	8-18	62639-00v	9-40	62743-05	46-5
62320-03v	6-13	62477-00v	9-31	62639-01v	9-40	62743-06v	45-13
62324-00v	6-5	62477-01v	9-31	62644-00v	9-51	62743-08v	49-37
62324-01v	6-5	62483-02v	9-59	62645-04v	12-38	62746-00v	45-7
62327-00v	6-7	62485-00v	8-19	62653-06v	8-22	62753-00v	12-14
62328-00v	6-8	62485-01v	8-19	62654-00v	32-43	62762-00v	45-24
62328-00v	6-9	62499-02v	8-20	62655-00v	9-48	62763-00v	10-36
62328-01v	6-8	62506-00v	8-10	62662-00v	12-12	62764-00v	50-22
62328-01v	6-9	62507-02v	7-19	62664-00v	10-56	62764-02v	50-24
62330-00v	6-11	62525-00v	10-14	62665-02v	12-8	62768-00v	46-11
62330-01v	6-11	62525-01v	10-14	62674-01v	8-21	62769-00v	46-10
62331-00v	6-12	62528-00v	10-7	62674-03v	8-21	62778-00v	51-14
62331-01v	6-12	62528-01v	10-7	62677-00v	9-43	62782-00v	51-24
62332-00v	6-10	62529-00v	11-13	62695-04v	11-7	62784-00v	51-25
62332-02v	6-10	62531-00v	11-5	62701-08v	46-2	62789-02v	50-3
62336-00v	6-17	62534-00v	11-4	62701-12v	48-2	62820-00v	50-29
62336-01v	6-17	62536-04v	10-33	62701-13v	48-2	62821-00v	50-30
62355-02v	63-13	62536-05v	10-33	62701-47v	49-1	62829-05v	47-2
62355-03	63-14	62537-00v	11-3	62701-99v	45-1	62831-00v	47-5
62371-08v	4-40	62540-00v	10-26	62701-100v	46-1	62832-00v	19-11
62400-02v	13-65	62541-00v	7-35	62701-101v	50-28	62832-00v	47-6
62410-00v	9-28	62541-01v	7-35	62701-104v	49-2	62833-06v	13-46

# PIPER PARTS CATALOG

Part Number	Figure and Index No.	Part Number	Figure and Index No.	Part Number	Figure and Index No.	Part Number	Figure and Index No.
62833-17v	52-11	63078-06v	12-48	63455-00v	52-13	63595-00v	2-15
62833-18v	49-23	63130-02v	31-13	63456-00v	52-9	63633-15v	53-15
62833-21 v	13-41	63142-51 v	29-31	63458-04v	52-4	63633-19v	53-16
62833-27v	22-9	63142-65v	29-30	63459-22v	52-1	63633-30v	53-17
62833-37v	49-57	63142-56v	29-29	63464-00v	27-8	63633-40v	53-18
62833-39v	13-68	63144-00v	29-11	63466-00v	26-21	63633-60v	53-19
62833-45v	19-23	63149-20v	14-38	63468-00v	27-9	63633-100v	56-29
62833-46v	42-18	63149-21 v	14-38	63469-00v	27-10	63633-111 v	53-20
62833-50v	42-12	63185-06v	31-10	63469-01v	27-11	63633-126v	54-13
62833-78v	32-23	63186-02v	15-22	63470-00v	27-12	63633-136v	8-39
62833-78v	33-15	63186-04v	25A-2	63478-00v	27-15	63633-148v	54-14
62833-85v	51-32	63186-09v	59-55	63479-00v	43-12	63633-154v	54-12
62833-86v	51-32	63186-21 v	15-21	63485-00v	27-6	63633-183v	37-34
62833-99v	37-29	63186-33v	25A-5	63485-01 v	27-6	63744-09v	14-14
62833-101v	42-24	63207-00v	36-18	63485-02v	27-6	63779-00v	50-17
62833-101v	57-28	63211-00v	69-2	63485-03v	27-6	63781-00v	50-9
62833-101v	57-29	63285-00v	8-6a	63501-03v	17-5	63782-03v	50-18
62833-104v	53-41	63287-00v	10-57	63502-00v	17-6	63782-04v	50-8
62833-105v	13-35	63288-00v	10-58	63504-00v	17-10	63862-16v	59-54
62833-107v	13-43	63293-00v	31-11	63506-00v	17-9	63862-136v	59-53
62833-107v	13-55	63307-00v	22-5	63509-00v	17-12	63882-09v	49-38
62833-117v	55-13	63310-00v	22-18	63510-00v	17-14	63882-31 v	53-37
62833-127v	47-4	63311-00v	22-17	63515-00v	17-13	63900-19v	2-19
62834-02v	51-18	63311-03v	22-25	63530-00v	49-25	63900-20v	2-20
62838-00v	47-10	63312-00v	22-22	63543-00v	18-3	63900-25v	36-42
62839-00v	51-13	63312-02v	22-23	63544-00v	18-4	63900-31 v	45-19
62840-02v	51-29	63314-00v	22-6	63545-00v	18-5	63900-31v	46-13
62840-03v	51-30	63325-00v	26-20	63546-00v	18-6	63900-31 v	48-9
62845-02v	51-12	63327-22v	19-35	63550-00v	18-8	63900-37v	48-3
62856-00v	50-34	63327-23v	19-33	63560-02v	15-8	63900-38v	50-36
62856-01 v	5b-34	63332-02v	22-33	63560-02v	16-23	63900-39v	50-37
62858-02v	51-28	63332-06v	22-34	63560-03v	16-24	63900-41v	19-28
62858-03v	50-26	63338-00v	25A-1	63561-05v	16-12	63900-46v	9-26
62858-04v	50-27	63341-00v	25A-6	63562-00v	16-13	63900-47v	9-25
62859-00v	11-19	63342-00v	25A-7	63563-00v	16-20	63900-50v	13-51
62867-02v	27-7	63354-00v	8-34	63564-00v	16-21	63900-55v	49-30
62875-00v	10-20	63355-09v	26-19	63565-02v	16-22	63900-56v	49-31
62962-03v	53-31	63356-00v	26-27	63566-02v	16-17	63900-59v	49-32
62969-00v	53-22	63357-00v	26-28	63566-02v	16-18	63900-60	49-33
63020-02v	13-69	63391-02v	50-11	63566-03v	16-17	6 3900- 61 v	49-34
63036-03v	13-50	63391-03v	50-10	63566-03v	16-18	63900-64v	8-41
63036-04v	13-50	63392-00v	16-2	63567-00v	16-19	63900-66v	65-5
63037-00v	9-37	63392-01v	16-2	63569-00v	16-14	63900-67v	65-6
63038-02v	9-13	63393-00v	16-3	63570-00v	16-15	63900-85v	36-43
63039-00v	13-42	63393-01 v	16-3	63571-00v	16-16	63900-124v	49-36
63039-04v	42-16	63395-00v	18-9	63572-00v	16-9	63900-131v	26-32
63042-03v	13-49	63396-02v	18-2	63573-00v	16-4	63900-145v	32-49
63045-00v	13-47	63398-00v	17-4	63573-01 v	16-4	63900-145v	35-30
63070-05v	14-4	63398-01v	17-4	63575-00v	16-5	63900-149v	32-50
63070-11 v	14-4	63404-00v	51-15	63575-02v	16-5	63901-09v	27-2
63070-41v	14-2	63408-00v	34-77	63584-10v	15-6	63901-17v	22-31
63070-43v	14-3	63408-00v	72-1	63585-00v	15-7	63901-21v	27-3
63070-44v	14-3	63419-00v	52-3	63585-01 v	15-7	63901-22v	27-4
63070-45v	14-2	63420-12v	52-2	63586-00v	15-9	63901-30v	26-24
63070-46v	14-1	63423-04v	8-6	63586-01v	15-9	63901-30v	43-50
63071-12v	14-22	63436-00v	8-4	63587-00v	15-10	63901-41v	38-12
63071-18v	14-23	63436-01v	8-4	63587-01v	15-11	63901-81v	38-13
63072-42v	14-1	63451-00v	52-14	63588-00v	15-12	63901-133v	43-51

# PIPER PARTS CATALOG

Part Number	Figure and Index No.	Part Number	Figure and Index No.	Part Number	Figure and Index No.	Part Number	Figure and Index No.
63902-25v	54-17	65246-00v	49-12	65688-01v	25A-3	66774-00v	42-17
63904-06v	62-6	65248-00v	49-17	65688-02v	25A-4	66787-00v	29-5
63904-20v	62-5	65249-02v	49-13	65688-03v	25A-4	66787-00v	72-7
63904-29v	35-16	65250-02v	49-6	65690-00v	4-16a	66789-00v	38-21
63904-72v	55-4	65251-00v	49-22	65690-01v	4-16a	66789-00v	42-35
63904-89v	54-32	65252-00v	49-14	65727-00v	13-63	66789-00v	53-29
63913-06v	35-31	65253-00v	49-15	65735-18v	29-54	66789-00v	59-5
63913-07v	35-11	65254-00v	49-42	65735-19v	29-53	66793-18v	13-1
63913-10v	26-25	65269-02v	29-50	65742-00	14-11	66795-00v	11-6
63913-34v	36-3	65276-02v	20-3	65773-00v	2-17	66796-00v	11-2
63913-37v	69-5	65318-00v	53-24	65782-00v	14-13	66798-00v	66-9
63913-44v	35-13	65341-00v	18-10	65784-00v	65-9	66804-00v	29-61
63913-47v	35-14	65342-02v	15-2	65798-03v	14-8	66805-00v	29-62
63913-49v	35-15	65342-02v	18-1	65798-04v	14-8	66815-00v	44-9
63913-64v	35-16	65345-03v	15-4	65821-05v	65-1	66817-00v	44-8
63913-81v	55-3	65369-00v	25-29	65826-05v	14-7	66820-00v	22-38
63913-84v	35-12	65369-00v	25A-11	65826-06v	14-7	66821-05v	25-20
63913-106v	36-17	65369-00v	72-4	65836-00v	47-3	66822-800v	15-16
63913-143v	65-21	65383-00v	11-16	65837-04v	47-1	66835-00v	42-27
63913-147v	37-33	65384-00v	7-42	65865-00v	29-36	66837-00v	70-6
63913-151v	65-28	65431-00v	7-43	65866-00v	29-35	66837-00v	72-60
63913-182v	37-32	65440-07v	13-3	65867-00v	29-39	66853-00v	42-44
63913-193v	44-3	65485-00v	22-16	65869-00v	29-40	66918-18v	34-43
63913-194v	44-4	65489-00v	22-10	65870-00v	29-37	66964-00v	17-2
63913-199v	56-3C	65493-10v	22-1	65871-00v	29-38	66964-02v	17-3
63914-07v	26-22	65493-11v	22-1	65895-00v	14-10	66965-00v	7-27
63915-05v	59-39	65494-00v	12-49	65896-00v	14-9	66969-02v	9-15
63915-06v	26-33	65556-00v	7-34	65896-02v	14-9	66969-03v	9-15
63915-14v	43-59	65556-02v	7-34	65898-00v	4-33	66970-03v	60-6
63927-00v	8-40	65570-00v	9-39	65898-01v	4-33	66970-03v	72-50
63942-00v	1-16	65570-01v	9-39	65898-04v	4-35	66972-00v	17-8
63942-01v	2-16	65572-00v	9-30	65898-07v	4-36	66975-03v	15-1
63947-00v	12-30	65572-01v	9-30	65899-00v	6-6	66975-03v	17-1
63955-03v	48-4	65586-04v	6-14	66529-00v	2-29	66979-00v	42-3
63955-05v	45-8	65586-05v	6-14	66546-00v	51-33	66980-00v	42-45
63978-00v	62-7	65587-00v	6-15	66580-02v	59-12	66980-00v	53-3
65003-03v	52-12	65588-00v	6-3	66580-02v	62-14	66987-00v	29-9
65003-06v	49-35	65589-00v	6-4	66597-00v	4-22	66987-00v	72-27
65003-15v	19-31	65590-01v	2-7	66597-01v	4-22	67026-07v	20-14
65003-43v	53-38	65590-01v	6-1	66598-00v	4-25	67125-00v	8-29
65003-56v	57-6	65591-00v	2-7	66598-01v	4-25	67135-03v	26-30
65003-57v	45-15	65591-00v	6-1	66599-00v	4-24	67137-00v	8-33
65034-00v	17-11	65592-00v	6-2	66599-01v	4-24	67138-00v	8-35
65034-01v	17-11	65592-01v	6-2	66620-00v	3-17	67139-00v	8-36
65050-00v	52-10	65593-01v	6-16	66621-00v	3-16	67140-02v	8-37
65114-00v	12-37	65594-01v	6-15	66623-00v	3-12	67148-00v	20-12
65116-00v	9-42	65595-01v	6-18	66623-01v	3-12	67160-02v	20-26
65117-00v	9-42	65632-03v	49-5	66632-00v	59-8	67193-03v	51-27
65126-00v	10-47	65633-00v	49-4	66633-00v	44-2	67206-02v	42-29
65126-01v	10-48	65635-00v	49-7	66661-00v	52-5	67210-04v	42-1
65128-00v	11-18	65636-00v	10-17	66710-16v	29-48	67213-00v	42-4
65128-01v	11-18	65639-00v	49-9	66710-17v	13-9	67214-00v	42-5
65165-87v	57-26	65640-00v	12-7	66713-00v	60-5	67215-03v	42-9
65192-09v	70-14	65649-00v	63-3	66761-02v	3-13	67216-00v	42-9
65219-00v	29-4	65654-06v	50-6	66761-03v	3-13	67218-00v	42-10
65219-00v	72-3	65672-05v	29-51	66762-00v	4-8	67218-02v	42-11
65244-00v	49-21	65674-15v	29-12	66769-00v	12-31	67221-00v	42-13
65245-00v	49-26	65688-00v	25A-3	66773-00v	42-16	67223-00v	42-2

# PIPER PARTS CATALOG

Part Number	Figure and Index No.	Part Number	Figure and Index No.	Part Number	Figure and Index No.	Part Number	Figure and Index No.
67224-03v	42-30	67700-143v	36-27	68416-02v	29-55	69545-00v	34-62
67225-00v	42-42	67700-144v	36-28	68416-03v	29-55	69545-00v	72-14
67228-09v	34-44	67700-145v	36-29	68426-00v	15-3	69624-02v	15-20
67229-07v	34-44	67700-146v	36-30	68426-00v	16-1	69669-16v	34-51
67232-41v	29-13	67700-147v	36-31	68427-00v	16-10	69669-16v	72-15
67245-00v	20-22	67700-148v	69-4	68428-00v	16-11	69669-17v	60-10
67258-00v	8-12	67700-157v	38-6	68429-00v	16-6	69669-17v	72-51
67259-02v	8-13	67700-159	38-9	68429-01v	16-6	69669-20v	59-17
67262-02v	9-32	67700-172v	36-26	68430-00v	16-7	69669-20v	72-48
67262-03v	9-32	67700-185v	36-19	68430-01v	16-7	69669-39v	34-55
67267-00v	9-60	67700-186v	36-20	68431-00v	16-8	69669-39v	72-19
67267-01v	9-60	67700-300v	36-22	68431-01v	16-8	69669-45v	29-13a
67286-00v	10-30	67700-301v	36-21	68467-00v	26-23	69669-45v	72-38
67291-00v	9-41	67700-309v	37-22	68472-00v	49-8	69669-66v	68-8
67291-01v	9-41	67700-377v	65-19	68488-02v	49-24	69669-66v	72-56
67325-00v	29-16	67700-378v	65-20	68491-00v	49-18	69669-68v	34-73
67330-10v	29-15	67705-00v	53-25	68499-04v	29-57	69669-68v	72-28
67336-00v	29-60	67723-00v	2-18	68499-05v	29-57	69669-70v	34-74
67344-00v	53-30	67723-01v	2-18	68539-00v	7-31	69669-70v	72-29
67367-00v	12-53	67728-00v	44-20	68540-00v	7-32	69669-77v	54-39
67404-02v	59-2	67755-00v	20-17	68540-01v	7-32	69669-77v	72-9
67404-03v	59-3	67768-00v	34-75	68555-05v	13-62	69669-101v	34-66
67409-03v	60-19	67768-00v	72-5	68555-05v	72-13	69669-101v	72-16
67422-12v	60-23	67785-16v	29-1	68556-00v	29-66	69669-115v	36-15
67422-13v	60-24	67786-00v	29-2	68556-01v	29-66	69669-115v	72-66
67422-14v	60-25	67786-00v	72-10	68557-00v	51-26	69669-117v	13-60
67422-21v	60-26	67909-02v	20-16	68584-00v	29-58	69669-117v	72-30
67428-00v	34-56	67958-02v	32-40	68671-00v	29-56	69669-118v	13-61
67428-00v	72-22	67958-02v	33-50	68674-00v	65-30	69669-118v	72-31
67431-00v	34-21	67968-12v	30-1	68676-00v	65-4	69669-158v	34-71
67431-04v	34-23	67968-13v	30-1	68699-10v	42-14	69669-158v	72-17
67436-04v	60-7	67968-14v	30-2	68770-03v	59-51	69669-159v	34-83
67436-05v	60-8	67968-15v	30-2	68770-07v	42-36	69669-159v	72-18
67437-00v	60-9	67968-16v	30-3	68770-14v	53-33	69669-163v	34-54
67462-06v	34-7	67968-17v	30-3	68770-15v	42-37	69669-163v	72-34
67463-00v	51-5	67968-18v	30-4	68770-18v	38-22	69669-169v	29-6
67471-00v	70-16	67968-19v	30-4	68771-03v	59-43	69669-169v	72-26
67471-00v	72-39	67969-02v	30-6	68771-06v	42-38	69669-170v	29-7
67490-02v	65-8	67969-03v	30-8	68771-13v	42-39	69669-170v	72-25
67490-02v	72-55	67969-04v	30-7	68804-03v	59-41	69669-173v	63-5
67491-00v	51-3	67969-15v	30-5	68817-50v	7-20	69669-173v	72-52
67491-03v	51-3	67984-02	51-37	69042-00v	36-16	69669-175v	64-2
67493-00v	67-15	68022-14v	32-44	69042-02v	36-16	69669-175v	72-53
67494-00v	67-16	68094-03v	58-12	69074-00v	37-13	69669-176v	34-58
67494-01v	67-16	68111-00v	3-15	69077-00v	51-16	69669-176v	72-24
67556-04v	14-15	68119-00v	3-14	69080-00v	34-70	69669-177v	58-5
67661-00v	43-58	68179-00v	13-52	69169-00v	34-69	69669-177v	72-46
67700-58v	26-22	68179-02v	13-53	69219-00v	14-51	69669-182v	34-76
67700-65v	36-23	68179-07v	13-52	69229-00v	53-50	69669-182v	72-69
67700-66v	36-24	68179-08v	13-53	69273-00v	53-26	69669-186v	34-72
67700-67v	36-25	68198-00v	63-4	69274-00v	53-27	69669-186v	72-20
67700-87v	38-5	68272-02v	8-24	69275-00v	42-43	69736-02v	2-51
67700-132v	38-7	68272-03v	8-25	69275-00v	53-47	69738-00v	9-21
67700-133v	38-8	68272-04v	8-26	69279-00v	53-21	69739-00v	9-23
67700-136v	38-11	68273-02v	8-27	69318-00v	47-12	69740-02v	9-22
67700-137	38-10	68399-02v	29-20	69403-03v	29-32	69785-03v	44-14
67700-140v	43-48	68399-02v	72-12	69509-00v	67-20	69885-02v	54-30
67700-141v	43-49	68414-03v	49-3	69509-00v	72-65	69891-02v	9-50

# PIPER PARTS CATALOG

Part Number	Figure and Index No.	Part Number	Figure and Index No.	Part Number	Figure and Index No.	Part Number	Figure and Index No.
69891-03v	9-50	76266-00v	14-26	76470-963v	7-38	79234-00v	9-38
69891-04v	9-50	76267-00v	14-24	76474-800v	7-7	79235-00v	33-29
69891-05v	9-50	76267-01v	14-24	76475-900v	7-39	79236-05v	31-4
69891-10v	9-50	76268-00v	14-25	76476-900v	7-6	79236-10v	31-1
69891-11v	9-50	76269-00v	14-25	76476-901v	7-8	79236-11v	31-2
69891-12v	9-50	76270-00v	14-27	76489-02v	8-17	79236-16v	31-3
69891-13v	9-50	76270-01v	14-27	76490-02v	10-15	79258-00v	10-56
70371-02	42-40	76271-00v	14-30	76490-03v	10-15	79258-01v	10-56
70371-02	53-35	76272-00v	14-28	76497-02v	12-27	79264-00v	54-38
70371-02	54-5	76272-01v	14-28	78033-00v	22-3	79267-00v	12-36
70371-03	42-41	76273-00v	14-29	78039-00v	36-5	79268-00v	17-15
70371-03	53-34	76274-00v	14-29	78041-00v	32-26	79270-00v	54-34
70371-03	54-5	76275-00v	14-17	78041-00v	33-42	79271-00v	54-35
72091-00	44-6	76275-02v	14-17	78041-02v	32-38	79272-00v	12-16
76114-00v	10-3	76275-03v	14-17	78041-09v	32-26	79275-00v	51-2
76115-00v	10-8	76275-04v	14-17	78041-09v	33-42	79276-00v	51-1
76115-01v	10-8	76276-00v	14-17	78041-10v	32-38	79277-00v	15-41
76119-00v	10-39	76276-02v	14-17	78049-00v	53-13	79277-01v	15-41
76119-01v	10-39	76276-03v	14-17	78051-19v	14-52	79280-00v	54-21
76120-00v	10-53	76276-04v	14-17	78051-26v	14-53	79281-00v	54-23
76120-01v	10-53	76277-00v	14-18	78054-02v	29-14	79282-00v	54-24
76121-00v	10-59	76277-02v	14-18	78057-00v	14-39	79284-00v	54-25
76123-04v	10-61	76277-03v	14-18	78086-00v	14-16	79285-00v	54-26
76123-05v	10-61	76277-04v	14-18	78112-05v	7-18	79286-00v	54-27
76126-00v	10-13	76278-00v	14-18	78113-00v	36-33	79287-00v	54-22
76129-01v	53-4	76278-02v	14-18	78140-33v	62-12	79290-00v	54-33
76129-02v	53-4	76278-03v	14-18	78140-39v	62-9	79292-00v	54-36
76132-03v	9-5	76278-04v	14-18	78735-02v	29-3	79293-04v	54-45
76137-02v	8-7	76279-00v	9-56	78738-04v	22-2	79296-16v	14-1
76140-03v	9-14	76297-00v	7-12	78738-05v	22-2	79296-17v	14-2
76140-04v	9-14	76297-01v	7-12	79035-00v	54-20	79296-18v	14-1
76143-00v	14-20	76307-07v	54-2	79038-00v	38-16	79296-19v	14-2
76172-00v	32-25	76308-00v	54-43	79044-07v	34-39	79303-00v	54-28
76172-03v	33-19	76309-00v	54-18	79112-02v	34-50	79314-00v	34-26
76175-00v	33-18	76309-00v	56-25	79112-02v	72-42	79314-02v	34-26
76175-03v	32-7	76309-02v	54-18	79125-00v	29-17	79315-00v	72-58
76176-00v	33-30	76311-03v	34-44	79125-01v	29-17	79319-00v	10-23
76178-00v	32-24	76342-00v	33-22	79152-00v	70-28	79322-06v	32-14
76187-00v	33-13	76343-00v	33-23	79152-02v	70-28	79329-03v	8-23
76191-02v	29-33	76351-02v	33-24	79154-00v	14-6	79333-02v	60-22
76197-00v	14-19	76351-03v	33-25	79155-00v	14-6	79337-16v	32-2
76205-00v	34-42	76365-00v	9-20	79160-00v	70-29	79337-16v	32-28
76218-00v	10-38	76407-03v	19-26	79161-00v	9-16	79337-16v	33-2
76218-01v	10-38	76462-00v	29-34	79171-02v	14-37	79337-17v	32-2
76219-00v	53-1	76467-00v	9-45	79171-08v	14-35	79337-17v	33-2
76219-01v	53-1	76467-02v	7-13	79171-09v	13-36	79337-18v	32-42
76221-00v	29-67	76467-02v	9-47	79171-10v	14-34	79337-21v	32-1
76222-00v	34-59	76467-03v	9-46	79171-11v	14-33	79337-22v	32-1
76222-00v	72-32	76467-04v	9-24	79171-14v	14-32	79337-23v	32-5
76239-00v	9-19	76468-00v	9-17	79174-00v	2-49	79337-24v	32-5
76255-00v	7-11	76468-02v	9-18	79174-04v	2-48	79337-27v	32-2
76256-00v	7-23	76468-03v	9-18	79192-00v	54-19	79337-27v	32-28
76257-00v	7-23	76469-946v	10-2	79205-00v	60-18	79337-27v	33-2
76261-00v	9-61	76469-947v	10-6	79207-00v	32-13	79337-28v	32-2
76261-01v	9-61	76469-948v	10-6	79207-00v	33-12	79337-28v	33-2
76262-00v	9-62	76470-907v	7-36	79229-00v	33-27	79337-32v	32-5
76264-00v	14-23	76470-907v	10-52	79230-00v	32-18	79337-33v	32-5
76265-00v	14-26	76470-907v	11-1	79230-02v	33-28	79337-41v	32-42

## PIPER PARTS CATALOG

Part Number	Figure and Index No.	Part Number	Figure and Index No.	Part Number	Figure and Index No.	Part Number	Figure and Index No.
79337-43v	32-1	79561-03v	7-25	79890-43v	25-9	95153-194v	43-40
79337-44v	32-1	79561-04v	9-12	79890-44v	25-9	95153-195v	43-41
79376-00v	34-14	79561-07v	9-11	79890-45v	25-10	95153-196v	43-42
79376-00v	34-18	79561-08v	9-10	79890-46v	25-10	95153-197v	43-43
79381-00v	34-15	79561-09v	9-3	79890-900v	25-8	95153-198v	43-44
79381-00v	34-19	79561 - 1 0v	9-4	79890-901v	25-8	95153-199v	43-45
79404-00v	34-65	79561-900v	9-2	79892-02v	25-15	95228-00v	59-23
79405-00v	8-38	79561-903v	9-9	79892-03v	25-15	95241-21v	34-10
79412-02v	59-36	79562-00v	14-21	79892-04v	25-16	95241-22v	34-16
79414-00v	59-37	79563-901v	7-21	79892-05v	25-16	95636-00v	4-21
79427-07v	7-41	79563-905v	7-21	79892-09v	25-17	95636-01v	4-21
79430-00v	27-14	79566-00v	8-31	79892-10v	25-17	95639-02v	3-5
79442-00v	32-20	79567-00v	8-23	80122-88	20-24	95639-03v	3-5
79442-00v	32-37	79572-00v	14-12	82732-76	50-38	96143-00v	36-6
79442-02v	33-31	79573-901v	7-10	82732-76	51-34	96352-03v	2-38
79445-00v	29-19	79576-901v	7-24	87329-07v	13-59	96352-03v	2-40
79452-00v	13-6	79577-900v	7-3	87329-08v	13-7	96352-03v	2-41
79453-00v	12-54	79578-901v	7-30	87332-02v	32-9	96352-03v	2-42
79455-00v	29-49	79586-900v	7-37	87332-02v	33-10	96352-03v	2-44
79456-00v	29-68	79580-901v	7-37	87369-38v	65-7b	96392-03v	36-1
79463-00v	68A-8	79581-900v	7-38a	87369-38v	72-71	96393-02v	36-1
79463-02v	68-7	79582-902v	7-28	87369-39v	65-7c	96523-03v	19-12
79473-00v	42-8	79585-903v	7-29	87369-39v	72-70	96564-00v	15-13
79475-07v	13-18	79591-02v	33-1	87477-02v	43-11	96684-00v	10-60
79475-08v	13-19	79591-03v	33-1	95061-70v	19-13	96827-22v	32-27
79475-16v	13-17	79591-04v	33-1	95061-91v	32-55	96827-23v	32-27
79475-20v	13-16	79591-05v	33-1	95061-106v	32-8	96827-26v	32-30
79475-22v	13-20	79599-00v	68A-9	95061-106v	33-41	96827-27v	32-30
79475-34v	13-45	79600-00v	34-64	95061-118v	42-23	96827-29v	32-27
79475-58v	13-16	79615-02v	53-5	95061-161v	32-10	96827-30v	32-27
79475-59v	13-16	79615-03v	53-5	95061-161v	33-33	96827-31v	32-30
79475-60v	13-16	79636-04v	65-26	95061-162v	53-36	96827-32v	32-30
79515-04v	13-25	79636-04v	69-3	95061-166v	45-14	96887-00v	10-22
79515-06v	13-27	79636-10v	65-22	95061-180v	32-60	96887-02v	10-22
79515-07v	13-30	79639-02v	9-49	95061-182v	19-10	96890-00v	10-21
79515-08v	13-31	79647-02v	13-24	95061-186v	32-60	96890-01v	10-21
79515-13v	13-23	79650-02v	34-8	95094-00v	3-31	96908-00v	32-47
79515-15v	13-32	79652-03v	51-4	95153-101v	36-32	96908-00v	32-48
79515-35v	13-22	79652-05v	51-4	95153-148v	43-21	96926-00v	2-21
79527-02v	34-43	79655-02v	8-9	95153-149v	43-22	96926-00v	2-23
79530-02v	13-33	79657-09v	65-15	95153-154v	43-23	96927-00v	2-22
79532-02v	13-36	79739-02v	8-16	95153-158v	36-32	97499-04v	38-14
79539-02v	33-6	79739-03v	8-16	95153-177v	43-24	97499-21v	43-52
79539-03v	33-6	79762-02v	68-5	95153-178v	43-25	98044-71v	43-46
79542-04v	13-12	79764-02v	32-42	95153-179v	43-26	98044-72v	43-47
79542-06v	13-58	79764-04v	32-42	95153-180v	43-27	98489-02v	43-2
79545-03v	13-8	79781-02v	58-13	95153-182v	43-28	98490-02v	43-3
79553-00v	8-8	79795-02v	8-14	95153-183v	43-29	99002-03v	34-2
79553-01v	8-8	79795-03v	8-15	95153-184v	43-30	99002-08v	34-2
79554-02v	32-4	79795-04v	8-15	95153-185v	43-31	99003-03v	34-5
79554-02v	33-5	79819-02v	32-6	95153-186v	43-32	99003-07v	34-5
79555-00v	32-3	79819-03v	32-6	95153-187v	43-33	99010-05V	34-6
79555-00v	32-29	79828-03v	29-41	95153-188v	43-34	99031-00v	64-3
79555-00v	33-3	79836-02v	29-18	95153-189v	43-35	99045-00v	10-29
79555-01v	32-3	79839-03v	56-23	95153-190v	43-36	99059-06	34-45
79555-01v	33-3	79840-04v	56-24	95153-191v	43-37	99060-06v	34-46
79557-00v	14-5	79863-02v	8-30	95153-192v	43-38	99061-06v	34-47
79560-00v	67-14	79884-02v	29-22	95153-193v	43-39	99062-06v	34-48



# PIPER PARTS CATALOG

Part Number	Figure and Index No.	Part Number	Figure and Index No.	Part Number	Figure and Index No.	Part Number	Figure and Index No.
99077-16v	32-31	99488-00v	12-44	99692-01v	9-66	400 003	22-35
99077-17v	32-31	99495-00v	57-5	99693-00v	9-36	400 003	22-37
99130-02v	59-47	99496-00v	12-41	99699-00v	11-17	400 004	16-26
99140-03v	58-11	99500-06v	54-1	99701-00v	11-12	400 004	25-23
99141-03v	58-10	99500-06v	56-17	99717-00v	61-2	400 004	32-53
99181-03v	29-65	99500-08v	54-1	99718-05v	33-4	400 004	50-47
99184-02v	29-8	99507-00v	56-23	99741-00v	9-67	400 008	45-29
99184-02v	72-35	99513-05v	34-44	99741-01v	9-67	400 011	50-4
99184-05v	29-10	99539-00v	56-26	99744-00v	59-18	400 014	37-40
99184-05v	72-36	99541-02v	56-20	99745-00v	59-15	400 054	42-46
99198-00v	59-18	99545-00v	12-24	99756-00v	43-56	400 054	42-55
99209-00v	66-3	99549-07v	12-3	99774-00v	43-57	400 056	15-23
99214-00v	34-22	99549-08v	12-3	99801-02v	29-14	400 056	51-36
99222-02v	59-1	99549-10v	12-6	99803-00v	15-19	400 058	42-53
99222-09v	59-1	99550-02v	56-27	99805-03v	12-10	400 106	19-18
99222-10v	59-1	99552-00v	12-22	99813-02v	12-10	400 107v	19-19
99240-00v	29-42	99552-02v	12-22	99818-00v	29-63	400 107v	19-20
99242-13v	32-41	99555-00v	12-25	99836-00v	19-9	400 113	13-29
99252-10v	29-47	99557-00v	57-19	99841-04v	70-3	400 113	26-41
99263-00v	57-3	99558-00v	12-23	99853-00	57-14	400 155	45-20
99271-00v	57-8	99559-00v	12-4	99854-00v	57-10	400 165	22-20
99272-00v	12-46	99559-01v	12-4	99856-00v	49-11	400 166v	22-19
99273-00v	12-47	99561-00v	12-42	99862-00v	61-1	400 171	42-19
99275-02v	57-4	99561-00v	57-22	99867-00v	57-16	400 224	57-21
99275-02v	57-9	99569-00v	57-24	99887-04v	68-9	400 302v	22-21
99275-04v	57-25	99572-04v	57-23	99887-06v	68A-7	400 437	49-48
99278-03v	12-32	99592-10v	55-5	99888-00v	68-10	400 437	49-49
99280-00v	12-35	99592-11v	55-6	99889-00v	68-11	400 438	12-52
99280-01v	12-35	99609-00v	12-28	99920-02v	32-59	400 438	49-50
99344-00v	71-7	99610-00v	70-12	99920-03v	32-59	400 438	50-43
99377-03v	66-12	99610-02v	70-13	99921-00v	34-60	400 438	52-15
99377-04v	60-36	99615-00v	12-50	99921-00v	72-43	400 440	44-23
99377-05v	60-13	99615-01v	12-50	99943-00v	13-14	400 440	50-46
99377-06v	60-14	99619-02v	15-14	99943-00v	14-31	400 440	57-35
99377-29v	60-11	99621-00v	15-15	99943-00v	14-49	400 441	50-46
99387-00v	57-1	99631-00v	12-51	99950-00v	34-42	400 441	57-31
99395-00v	70-19	99633-00v	54-6	99952-00v	34-41	400 443	50-44
99395-00v	71-1	99633-00v	56-8	99959-05v	34-40	400 443	65-12
99395-02v	70-19	99634-00v	56-24	99967-00v	29-69	400 444	2-32
99395-02v	71-1	99640-00v	56-1	99968-00v	29-69	400 444	8-42
99395-03v	70-19	99640-02v	56-1	99997-00v	13-40	400 444	65-13
99395-03v	71-1	99640-03v	56-2	99997-00v	14-40	400 446	49-53
99417-00v	10-45	99640-04v	56-2	99999-00v	61-10	400 450	15-24
99421-00v	9-44	99641-00v	54-10			400 450	49-54
99433-00v	31-12	99641-00v	56-6			400 452	45-25
99433-01v	31-12	99642-02v	54-7			400 456	52-17
99448-00v	66-11	99642-03v	56-3			400 652v	50-49
99448-00v	72-64	99644-00v	56-28			400 653v	50-50
99468-03v	12-2	99646-02v	56-9	179 872v	2-50	400 653v	50-51
99469-04v	12-6	99648-00v	56-12	187 626v	20-21	400 653v	51-35
99470-00v	12-3	99650-00v	56-13	189 139v	13-2	400 665v	13-37
99470-01v	12-3	99661-00v	56-15	189 139v	13-15	400 672	46-16
99471-02v	12-5	99680-08v	70-20	400 002	32-16	400 672	47-7
99471-03v	12-5	99690-00v	9-65	400 002	33-37	400 672	50-52
99479-02v	34-25	99690-01v	9-65	400 002	42-48	400 672	52-16
99480-00v	34-61	99691-00v	9-35	400 003	15-25	400 674	42-49
99487-00v	12-26	99691-01v	9-35	400 003	15-33	400 674	46-14
99487-01v	12-26	99692-00v	9-66	400 003	16-25	400 674	48-15

# PIPER PARTS CATALOG

Part Number	Figure and Index No.	Part Number	Figure and Index No.	Part Number	Figure and Index No.	Part Number	Figure and Index No.
400 678v	45-23	401 394	55-13	404 392	46-16	404 887	57-28
400 680v	50-53	401 450v	20-39	404 392	47-7	404 887	57-29
400 728v	63-12	401 546v	37-39	404 392	48-15	404 887	57-30
400 749v	42-19	402 057v	9-25	404 392	50-52	404 887	57-31
400 774v	19-32	402 057v	9-26	404 392	54-5	404 887	57-33
400 861v	57-28	402 312v	20-32	404 394	42-19	404 887	57-34
400 861v	57-29	402 314v	52-6	404 395	19-32	404 887	65-12
400 861v	57-30	402 328	20-34	404 531v	3-7-25	404 887	65-13
400 861v	57-33	402 344	20-31	404 532v	2 T	404 887	65-14
400 862v	13-64	402 349v	2-39	404 532v	2-:)	404 888	15-25
400 863	32-61	402 349v	2-40	404 532v	2-40	404 888	16-25
400 876	26-42	402 349v	2-42	404 532v	2-41	404 888	16-26
400 916	32-39	402 349v	2-43	404 532v	2-42	404 888v	22-35
401 186	2-34	402 349v	2-44	404 532v	2-43	404 888	22-37
401 187	32-52	402 366v	2-38	404 532v	2-44	404 888	25-22
401 188	45-18	402 366v	2-41	404 556	12-33	404 888	32-53
401 188	48-16	402 669v	45-19	404 556	12-34	404 888	33-38
401 195	20-7	402 680v	2-35	404 561	2-35	404 888	37-40
401 266	10-49	402 680v	15-26	404 835	51-19	404 888	37-41
401 266	17-17	402 890v	12-34	404 835	51-33	404 888	42-48
401 266	44-23	402 897v	12-33	404 835	57-35	404 888	45-29
401 266	45-30	404 004v	35-32	404 835	63-10	404 888	50-47
401 266	49-51	404 100	15-27	404 836	20-34	404 888	50-48
401 266	50-45	404 100	42-46	404 836	24-6	404 888	51-22
401 266	65-14	404 100	42-49	404 836	32-16	404 888	51-32
401 267	19-21	404 100	42-53	404 836	33-37	404 888	57-32
401 269	10-49	404 100	42-55	404 836	50-4	404 888	63-11
401 269	15-43	404 100	50-53	404 836	52-6	404 889	2-34
401 269	19-36	404 100	51-36	404 837	9-25	404 889	20-5
401 269	32-51	404 100	53-23	404 837	9-26	404 889	20-7
401 269	3-61	404 101	13-29	404 837	32-52	404 889	23-13
401 269	49-52	404 101	19-18	404 838	20-41	404 889	32-54
401 269	51-23	404 101	19-19	404 840	20-9	404 889	45-18
401 269	57-34	404 101	19-20	404 887	2-31	404 889	45-27
401 270	2-31	404 101	20-32	404 887	2-32	404 889	46-12
401 273	57-7	404 101	26-41	404 887	2-33	404 889	48-11
401 274	19-17	404 102	30-31	404 887	5-15	404 889	48-16
401 274	19-29	404 102	45-20	404 887	8-42	404 889	48-19
401 274	50-20	404 104	51-21	404 887	10-49	404 890	37-41
401 279	49-55	404 105	22-21	404 887	10-50	404 890	37-42
401 289v	45-21	404 122v	22-19	404 887	10-51	404 890	55-13
401 307	63-11	404 122v	22-20	404 887	15-36	404 891	37-39
401 310	51-32	404 224	15-28	404 887	19-17	404 909	22-26
401 311	25-27	404 224	50-54	404 887	19-29	404 909	25A-10
401 312	25-26	404 225	19-4	404 887	19-36	404 909	29-70
401 318	33-32	404 320v	50-25	404 887	26-42	404 945v	45-19
401 318	33-38	404 322	19-8	404 887	45-25	406 345	42-21
401 318	50-48	404 322	45-26	404 887	45-30	406 369v	32-15
401 333v	51-22	404 322	50-25	404 887	49-50	406 373	25A-9
401 334	57-32	404 323v	63-12	404 887	49-52	406 424v	54-4a
401 353	48-11	404 325v	49-56	404 887	49-53	406 424v	54-4a
401 354	48-19	404 391v	13-37	404 887	49-54	406 424v	56-22a
401 355	32-54	404 391v	50-49	404 887	49-55	406 424v	56-31
401 360v	20-5	404 391v	50-50	404 887	50-20	406 551v	49-51
401 378v	46-12	404 391v	50-51	404 887	50-45	406 637v	15-35
401 385v	45-27	404 391v	51-35	404 887	50-46	406 809	14-50
401 389	37-41	404 392	45-23	404 887	51-23	406 823	14-44
401 393	37-42	404 392	46-14	404 887	57-7	406 830v	20-6

# PIPER PARTS CATALOG

Part Number	Figure and Index No.	Part Number	Figure and Index No.	Part Number	Figure and Index No.	Part Number	Figure and Index No.
406 848	70-22	407 564	54-5	407 567	2-40	407 586	9-25
406 848	70-32	407 564	57-28	407 567	2-41	407 586	9-26
406 935v	2-25	407 564	57-29	407 567	2-42	407 586	13-55
406 942v	2-24	407 564	57-30	407 567	2-43	407 586	20-5
407 041v	14-12	407 564	57-31	407 567	20-41	407 586	20-7
407 043	42-46	407 564	57-33	407 567	26-17	407 586	22-19
407 043	42-53	407 564	57-34	407 567	36-36	407 586	22-20
407 043	42-55	407 564	57-35	407 567	37-42	407 586	42-20
407 043	44-23	407 564	63-10	407 567	38-39	407 586	45-18
407 106	63-12	407 564	65-12	407 567	41-5	407 586	45-20
407 122v	70-22	407 564	65-13	407 567	55-13	407 587	19-32
407 122v	70-32	407 564	65-14	407 568	37-39	407 587	49-54
407 124	26-43	407 565	2-35	407 568	38-40	407 589	22-21
407 136	39-17	407 565	13-29	407 568	43-88	407 675	39-17
407 559v	37-25	407 565	15-25	407 568	51-21	407 680	13-54
407 561	32-15	407 565	15-32	407 569	22-21	407 684v	49-59
407 562	13-37	407 565	15-33	407 569	41-10	407 694v	10-49
407 562	22-26	407 565	16-25	407 570	43-89	407 694v	10-50
407 562	25A-10	407 565	16-26	407 582v	13-2	407 694v	10-51
407 562	29-70	407 565	19-18	407 583v	2-36	407 694v	12-52
407 562	50-49	407 565	19-19	407 583v	2-37	408 815	42-22
407 562	50-50	407 565	20-32	407 583v	47-9	408 826	14-12
407 564	2-31	407 565	22-35	407 584	12-33	410 035v	5-15
407 564	2-32	407 565	22-37	407 584	12-34	410 039v	53-49
407 564	2-33	407 565	25-22	407 584	15-31	410 040	40-14
407 564	5-15	407 565	25-23	407 584	17-17	410 043	2-45
407 564	8-42	407 565	26-41	407 584	19-17	410 309v	59-57
407 564	12-33	407 565	32-39	407 584	19-29	411 538v	50-54
407 564	12-34	407 565	32-53	407 584	19-36	414 762	25-25
407 564	15-30	407 565	33-39	407 584	26-40	414 762	25-28
407 564	19-21	407 565	35-32	407 584	26-45	414 78 3v	15-17
407 564	26-44	407 565	37-40	407 584	27-17	415 171v	25A-10
407 564	27-18	407 565	37-41	407 584	27-20	415 179v	15-18
407 564	27-19	407 565	42-48	407 584	42-51	415 309v	2-46
407 564	33-40	407 565	45-29	407 584	45-19	415 309v	2-53
407 564	42-47	407 565	50-4	407 584	45-23	415 31 2v	2-52
407 564	42-49	407 565	50-48	407 584	45-25	415 320v	2-33
407 564	44-23	407 565	51-22	407 584	47-7	415 32 2v	10-50
407 564	45-19	407 565	57-32	407 584	49-49	415 323v	10-51
407 564	45-22	407 565	63-11	407 584	49-54	415 379v	37-4
407 564	45-23	407 566	2-34	407 584	49-55	415 448	42-15
407 564	45-30	407 566	20-31	407 584	51-23	415 449	25A-8
407 564	46-14	407 566	22-19	407 584	51-33	415 518	22-26
407 564	46-16	407 566	22-20	407 584	57-7	415 520	70-22
407 564	48-15	407 566	23-4	407 585	2-35	415 521	70-32
407 564	49-50	407 566	32-52	407 585	13-67	415 535v	2-36
407 564	49-52	407 566	32-54	407 585	15-42	415 53 5v	2-37
407 564	49-54	407 566	38-38	407 585	19-18	415 53 5v	14-46
407 564	49-58	407 566	45-18	407 585	19-20	415 536	14-45
407 564	50-20	407 566	45-20	407 585	20-34	415 536	42-52
407 564	50-44	407 566	45-27	407 585	24-7	415 537	14-45
407 564	50-45	407 566	46-12	407 585	24-21	415 538	58-14
407 564	50-46	407 566	48-11	407 585	25-26	415 539	30-9
407 564	50-52	407 566	48-16	407 585	25-27	415 539v	53-48
407 564	50-53	407 566	48-19	407 585	33-39	415 544	14-46
407 564	51-23	407 566	63-12	407 585	49-53	415 544	47-9
407 564	51-36	407 567	2-38	407 585	50-47	416 633	25-24
407 564	53-23	407 567	2-39	407 585	52-6	416 794	63-10

# PIPER PARTS CATALOG

Part Number	Figure and Index No.	Part Number	Figure and Index No.	Part Number	Figure and Index No.	Part Number	Figure and Index No.
416 994	26-43	424 054	48-12	452 387v	17-7	455 124	20-33
417 775	26-45	424 054	48-18	452 387v	18-7	455 124	22-12
418 420v	39-17	424 054	48-20	452 388v	51-10	455 151	62-8
419 594v	13-56a	424 059	22-21	452 389v	51-9	455 173	36-12
419 594v	29-73	424 060	19-32	452 394v	12-39	455 173	38-29
419 641v	14-43	424 060	51-21	452 410v	59-34	455 322v	42-25
419 681	14-48	424 061	41-27	452 410v	64-12	455 361v	42-26
419 683	53-32	424 071v	22-39	452 413v	49-20	455 417v	69-7
419 920	25A-9	424 095	22-19	452 418v	49-19	455 938v	26-1
419 967v	47-11	424 095	22-20	452 445v	19-27	455 944v	27-1
424 041v	13-37	424 123v	49-47	452 465v	59-34	455 944v	28-16
424 041v	13-38	424 148	49-44	452 465v	64-12	455 968v	27-1
424 041v	50-49	424 172v	33-40	452 55 2v	19-7	455 968v	28-1
424 041v	50-50	424 174	42-51	452 558v	57-20	456 615v	56-14
424 041v	50-51	424 175	27-17	452 561v	57-27	456 703v	71-13
424 041v	51-35	424 178	13-38	452 570v	57-17	456 714v	60-39
424 051	13-29	424 178	26-40	452 571v	57-18	456 728	63-6
424 051	13-67	424 180v	49-43	452 590v	19-2	458 847	38-27
424 051	15-29	424 181	27-18	452 606	42-31	458 864v	43-71
424 051	19-18	424 184v	27-19	452 651v	55-2	458 875v	43-66
424 051	19-19	424 186	47-8	452 679	32-58	458 879	36-34
424 051	19-20	424 189v	27-20	452 680v	32-57	458 881	26-35
424 051	26-40	424 204v	13-67	452 766v	20-4	458 887	38-25
424 051	26-41	424 204v	33-39	452 935v	54-11	458 888	36-37
424 051	27-17	424 205v	33-39	452 935v	56-7	458 891	27-23
424 051	27-18	434 126	65110	453 124	20-35	458 891	43-67
424 051	27-19	434 144	70-10	453 124	22-11	458 893	36-8
424 051	27-20	450 030v	62-1	453 425v	66-10	458 893	36-35
424 051	33-39	450 035v	62-1	453 425v	67-10	458 894	22-36
424 051	33-40	450 397v	59-38	453 602	60-37	458894	26-36
424 051	42-19	450 741	59-48	453 639	34-81	458 894	27-22
424 051	42-46	450 741	72-49	453 639	59-56	458 900	43-68
424 051	42-49	450 742	59-49	453 680v	43-90	458 904	27-21
424 051	42-51	450 745v	59-7	453 687v	34-78	458 909	36-36
424 051	42-53	451 272	70-4	453 695	60-30	458 910	26-26
424 051	42-55	451 273	70-5	453 714v	27-16	458 910	26-37
424 051	45-19	451 724	22-29	453 732	32-3a	458 910	43-70
424 051	45-23	451 728v	20-43	453 732	33-4a	458 913	43-72
424 051	45-28	451 735	22-30	453 838v	70-8	458 933	38-26
424 051	46-14	451 739v	20-42	453 836	70-9	458 934	38-28
424 051	46-15	451 783v	23-15	453 855	71-8	458 938	43-69
424 051	46-16	451 881	35-10	453 966v	2-4a	458 946v	43-13
424 051	47-7	451 881	35-20	454 053	20-36	458 958	35-17
424 051	47-8	451 906v	55-11	454 053	22-15	458 958	35-18
424 051	48-15	451 907v	55-10	454 161	62-10	459 849v	34-27
424 051	49-43	451 908v	55-12	454 656	66-17	460 464v	43-87
424 051	49-44	451 939	35-21	454 706v	60-20	460 602v	60-32
424 051	50-52	452 334v	19-34	454 707v	60-20	460 602v	71-12
424 051	50-53	452 335	45-10	454 708v	60-20	460 632	37-16
424 051	51-36	452 335	50-23	454 709v	54-42	460 691	19-16
424 051	53-23	452 336v	50-23	454 709v	60-20	460 691	22-4
424 051	54-5	452 357	19-3	454 709v	61-17	460 691	22-24
424 052	19-5	452 366	20-30	454 719v	60-20	460 888	35-5
424 052	20-31	452 372	51-8	454 813v	36-47	461 629v	34-42a
424 052	20-32	452 386v	32-11	454 860v	37-35	461 136	50-39
424 052	50-55	452 386v	33-17	454 873	39-18	461 386v	54-4
424 053	45-20	452 387v	4-34	454 928	36-45	461 386v	54-16
424 053	48-17	452 387v	4-37	454 985	53-42	461 386v	56-19

# PIPER PARTS CATALOG

Part Number	Figure and Index No.	Part Number	Figure and Index No.	Part Number	Figure and Index No.	Part Number	Figure and Index No.
461 386v	56-22	474 659v	70-31	484 198	25-14	487 901v	66-7
461 629v	60-35	475 210v	54-8	484 198	25-18	487 904	51-38
461 629v	61-11	475 210v	56-4	484 209v	59-62	487 904	60-27
461 629v	61-13	476 643	38-31	484 209v	61-4	488 310	36-11
462 003v	37-6	476 647	69-9	484 229v	65-17	488 310	65-23
462 012	59-42	476 648	38-32	484 234v	71-10	488 315	36-38
462 023	35-4	476 648	38-42	484 293	40-8	488 315	36-39
462 024	20-8	476 648	61-8	484 349v	43-78	488 315	69-8
462 024	22-13	476 662	43-73	484 373	63-8	488 320	43-83
462 034	20-18	476 676v	63-7	484 375v	59-22	488 327	42-50
462 049	43-20	476 678	43-17	484 461v	71-14	488 380	36-40
462 058	38-19	476 686v	38-30	484 467v	60-38	488 474	38-29
462 058	38-23	477 611v	65-24	484 467v	61-16	488 474	38-34
462 058	43-7	477 617	36-36	484 524v	65-18	488 474	61-6
462 060	43-8	477 618	26-26	484 525v	59-63	488 499v	27-13
462 061v	43-9	477 618	26-38	484 684v	20-23	488 545v	59-50
463 380	26-31	477 618	43-75	484 685v	20-25	489 388v	29-28
463 416	40-9	477 620	43-77	484 691v	29-71	489 400v	60-15
463 416	40-17	477 627	38-38	484 698	24-4	489 873v	49-45
464 362	70-1	477 628	38-39	484 701	26-7	489 910	45-16
464 407v	70-1	477 629	38-40	484 706	26-12	489 910	46-8
464 412v	13-57	477 629	43-74	484 723	19-30	489 910	48-13
465 258v	61-12	477 631	43-76	484 727v	26-8	489 910	50-40
467 064	70-7	477 640v	15-17	484 747v	49-16	489 910	51-31
467 067v	59-36a	477 640v	15-18	484 755	40-10	491 046v	43-86
468 002	70-17	477 640v	25-7	484 755	40-18	491 049	36-41
468 006	70-18	477 670v	43-87	484 769v	22-8	491 050	26-39
469 600v	70-25	477 672v	2-36	484 788v	28-23	491 050	27-5
470 908v	37-18	477 672v	15-40	484 789v	22-14	491 050	43-79
470 993v	58-7	477 672v	17-16	484 790v	20-11	491 052	43-80
471 084v	33-49	477 677	43-15	484 792v	8-28	491 059	36-39
472 010v	13-5	477 683v	58-14	484 792v	20-28	491 059	36-40
472 017	25-13	477 696v	14-12	484 799v	20-19	491 060	26-37
472 017	40-5	477 708v	33-32	484 828v	20-20	491 060	43-81
472 036	59-20	477 709	32-39	484 841	53-40	491 082v	43-85
472 038	59-21	477 778v	30-9	484 842	61-18	491 806v	44-16
472 054	60-29	480 592v	33-7	484 868v	58-4	492 022	43-14
472 054	61-14	480 696	50-16	486 145v	13-21	492 100	36-7
472 056	60-31	480 700	19-22	486 188v	22-7	492 153v	44-10
472 056	71-11	480 701	32-21	486 218v	25-7	492 217v	37-5
472 330	59-14	480 701	32-32	486 281v	68-12	492 233	43-5
472 661	59-45	480 701	33-35	486 286	14-44	492 240v	35-7
472 665	59-25	480 730v	51-19	486 286	14-47	492 241v	36-10
472 666	59-28	480 732	32-22	486 286	14-50	492 241v	38-1
472 736v	59-31	480 732	32-33	486 416v	65-16	492 253v	43-6
472 844v	61-15	480 732	33-36	486 560v	32-56	492 289v	43-4
472 895v	64-4	480 777v	33-7	486 563	50-42	494 001	14-48
472 896v	64-4	480 789v	33-8	486 594v	34-37	494 001	53-32
472 916v	60-28	480 800v	13-39	486 896v	65-25	494 037	25-24
472 969v	34-79	480 801v	33-34	487 111v	60-16	494 037	40-14
472 987v	64-4	480 812v	50-19	487 629v	29-59	494 037	53-49
472 988v	64-4	481 640v	49-41	487 674v	7-4	494 040v	32-16
473 187v	54-3	481 640v	65-11	487 685	40-19	494 040v	33-37
473 187v	54-15	481 651	51-20	487 686	40-19	494 057	37-15
473 187v	56-18	481 652	48-10	487 687	40-19	494 066	49-51
473 187v	56-21	481 772	7-40	487 710	40-11	494 087	63-10
474 642v	70-26	481 776v	43-1	487 724	37-14	494 093v	51-19
474 652v	70-2	484 162v	38-33	487 777	59-9	494 101	15-17

# PIPER PARTS CATALOG

Part Number	Figure and Index No.	Part Number	Figure and Index No.	Part Number	Figure and Index No.	Part Number	Figure and Index No.
494 101	15-40	554 714v	57-15	556 713v	14-42	580 887	43-18
494 101	25-7	554 752v	53-45	558 900	35-18	581 126v	65-3
494 101	25-25	554 757	40-32	558 912	35-19	581 330v	52-7
494 101	25-28	554 762	37-37	560 835v	35-22	581 332v	52-8
494 123v	53-39	554 808	35-24	560 951v	44-17	581 928v	14-41
494 159v	65-2	554 837	53-44	561 012v	55-11	584 006v	70-24
494 177v	28-26	554 861	26-34	561 012v	55-12	584 019v	40-13
494 191v	44-25	554 861	35-25	561 013v	55-10	584 140v	25-14
494 644	43-19	554 861	36-4	565 516v	60-2	584 140v	25-18
494 678	70-21	554 861	36-46	565 523v	70-27	584 256v	55-10
510 058v	15-40	554 861	44-15	565 564v	55-7	584 257v	55-12
515 710	29-70	554 861	54-40	565 576v	55-8	584 258v	55-11
548 019v	40-16	554 861	56-16	565 578v	55-9	585 015v	59-19
548 039v	34-3	554 861	65-27	571 136v	59-24	587 299v	32-12
548 040v	34-3	554 861	69-10	571 162v	61-9	587 299v	33-16
548 190v	34-4	554 866v	37-38	572 582v	59-16	587 381v	13-34
548 271v	34-63	554 888	8-32	579 316v	13-13	587 398v	13-28
548 272v	34-63	554 888	35-26	579 317v	29-24	587 403v	58-3
548 407v	34-3	554 888	35-29	579 354v	29-23	587 404v	33-44
548 679v	34-1	554 896v	53-43	579 356	29-25	587 593	25-18
550 483v	34-4	554 925v	37-31	579 357v	29-21	587 594	25-14
550 487v	59-46	554 926	56-11	579 410v	13-13	587 807v	71-2
550 488	34-3	554 953v	36-44	579 411v	29-24	587 808v	71-3
550 489	34-3	554 958v	35-27	579 412v	29-23	587 808v	71-4
550 491	34-3	554 979	45-17	579 413v	29-25	587 808v	71-5
550 493	34-3	554 979	46-9	579 418v	29-21	587 809v	71-6
550 503v	44-21	554 979	48-14	579 474v	13-11	587 903v	61-5
550 504v	44-21	554 979	49-46	579 474v	29-26	587 923v	65-7a
550 549v	59-13	554 979	50-41	579 507v	13-11	587 956v	38-17
550 778	67-17	554 979	51-42	579 507v	29-26	587 990v	38-35
550 780	67-5	554 985v	35-24	579 508v	13-11	588 011v	68A-10
550 964v	37-2	555 421	70-11	579 508v	29-26	588 027v	38-18
550 964v	41-1	555 422v	68-11	579 509v	13-11	588 028v	38-41
551 114	67-12	555 422v	70-11	579 509v	29-26	588 028v	61-3
551 374v	32-46	555 457v	57-2	579 510v	13-11	588 030v	68-6
551 390v	32-45	555 501v	70-11	579 510v	29-26	588 109v	54-37
551 705v	22-28	555 884v	33-43	579 559v	13-13	588 356v	71-9
551 705v	24-1	555 885v	33-43	579 560v	13-13	588 464v	60-3
551 764v	22-27	555 888v	33-43	579 561v	13-13	588 469v	38-37
551 764v	23-1	555 889v	33-43	579 562v	13-13	588 497v	43-82
551 772v	20-44	555 919v	55-1	579 563v	29-24	588 513v	38-15
551 772v	21-1	556 105v	36-2	579 564v	29-24	589 688v	56-10
553 266v	15-34	556 119v	14-42	579 565v	29-24	591 491v	31-9
553 600v	60-21	556 236v	33-43	579 566v	29-24	591 497v	31-8
553 610v	43-84	556 237v	33-43	579 567v	29-23	591 499v	31-8
553 878v	53-6	556 238v	33-43	579 568v	29-23	591 501v	31-3
554 142v	53-6	556 239v	33-43	579 569v	29-23	591 503v	31-4
554 143v	53-7	556 266v	14-42	579 570v	29-23	591 543v	31-6
554 144v	53-8	556 267v	14-42	579 571v	29-25	591 545v	31-1
554 387v	42-28	556 268v	14-42	579 572v	29-25	591 547v	31-2
554 422v	33-47	556 269v	14-42	579 573v	29-25	591 549v	31-5
554 552v	53-46	556 469v	33-43	579 574v	29-25	591 551v	31-5
554 598v	35-28	556 470v	33-43	579 575v	29-21	591 585v	31-7
554 640v	54-41	556 471v	33-43	579 576v	29-21	591 588v	31-7
554 641v	37-36	556 472v	33-43	579 577v	29-21	591 589v	31-7
554 659	35-23	556 473v	33-43	579 578v	29-21	591 590v	31-7
554 678	55-14	556 474v	33-43	580 731v	13-11	591 591v	31-7
554 686v	70-23	556 705	33-43	580 731v	29-26	591 608v	31-9

# PIPER PARTS CATALOG

Part Number	Figure and Index No.	Part Number	Figure and Index No.	Part Number	Figure and Index No.	Part Number	Figure and Index No.
591 609v	31-9	751 381	64-10	755 885v	24-16	758 024	67-4
591 610v	31-9	751 405	23-14	755 886v	24-17	758 092v	68-3
591 611v	31-9	751 489	23-7	755 887v	24-3	758 111	41-4
591 612v	31-8	751 494	23-3	755 932	41-8	758 181v	66-8
591 613v	31-8	751 494	23-6	755 934	41-16	758 188v	66-2
591 614v	31-8	751 772	23-10	755 935	41-30	758 204	41-20
591 615v	31-8	751 772	23-12	755 948v	26-3	758 280v	41-35
591 616v	31-8	751 815	35-9	755 949v	26-4	758 282v	41-34
591 617v	31-8	751 859	35-3	755 950v	26-5	758 296v	66-16
591 618v	31-8	751 889v	26-6	755 968	41-14	758 296v	67-6
591 619v	31-8	751 897v	66-12	755 972	41-21	758 372v	41-13
591 620v	31-3	751 987	67-11	755 993	41-18	758 391v	21-4
591 621v	31-3	752 342v	24-14	755 994	41-28	758 393v	21-8
591 622v	31-3	752 342v	24-18	755 995	41-24	758 402v	59-35
591 623v	31-3	752 511	41-6	755 999	23-9	758 402v	64-13
591 624v	31-4	752 513	41-26	756 016v	28-8	758 452	68A-2
591 625v	31-4	752 534	41-7	756 018v	28-7	758 453	68A-5
591 626v	31-4	752 544	41-12	756 117	26-14	758 457v	28-12
591 627v	31-4	752 571v	21-10	756 118	26-16	758 528v	68-2
591 696v	31-6	752 584v	28-22	756 118	28-5	760 297v	Misc.
591 697v	31-6	752 585v	28-24	756 607	41-22	761 106v	Misc.
591 698v	31-6	752 826	24-15	756 621v	28-9	761 156	64-5
591 699v	31-6	752 826	24-19	756 622v	28-4	761 162	64-6
591 700v	31-1	752 830	23-11	756 665v	23-5	761 222v	64-6
591 701v	31-1	752 855	26-15	756 666v	23-2	761 519v	57-11
591 702v	31-1	752 965	24-8	756 669	37-4	761 654v	58-8
591 703v	31-1	752 966	24-9	756 683v	34-38	761 706v	58-8
591 704V	31-2	753 085v	57-12	756 685v	21-9	761 707v	58-8
591 705v	31-2	753 172	26-9	756 686v	21-2	761 741v	58-9
591 706v	31-2	753 381	26-13	757 052	67-13	761 972	22-29
591 707v	31-2	753 407	24-5	757 216v	26-10	761 974	20-43
591 708v	31-5	753 408v	24-20	757 217v	26-11	761 995	22-29
591 709v	31-5	753 431v	59-32	757 249	41-17	762 003	64-5
591 710v	31-5	753 461	41-3	757 302	41-25	762 030v	68-1
591 71 1v	31-5	753 463	41-15	757 318v	28-3	762 275v	28-21
591 71 2v	31-5	753 850	24-10	757 479v	28-20	762 276v	28-18
591 71 3v	31-5	753 910	35-2	757 480v	28-17	762 277v	28-19
591 714v	31-5	753 920v	24-2	757 492v	34-67	762 357	68A-6
591 715	31-5	753 956v	26-2	757 556	41-23	762 531	28-27
594 003v	25-14	753 980v	66-4	757 557	41-29	762 560v	21-5
594 003v	25-18	753 980v	67-8	757 558	41-32	762 561v	21-7
596 11 8v	70-15	754 535v	23-8	757 559	41-33	762 585v	28-14
596 605v	69-1	754 826	41-19	757 579	66-15	762 586v	28-13
596 664v	70-30	754 836	67-7	757 579	67-2	762 587v	28-15
597 257	68A-3	754 848V	28-25	757 580V	28-10	763 003v	13-10
597 426v	69-1	754 856v	21-6	757 718v	57-13	763 004v	68-4
597 461v	68A-1	755 049v	44-22	757 742	41-11	763 019	68A-4
688 164v	67-18	755 053v	34-68	757 768v	66-14	763 215v	21-3
688 178	60-34	755 075	64-7	757 768v	67-1	763 450v	28-11
688 235v	61-7	755 076	64-8	757 790V	35-8	763 451v	28-2
751 201	59-30	755 082v	28-6	757 828	41-31	763 469	64-1
751 201	64-9	755 274v	41-2	757 863	66-13	763 920v	Misc.
751 202	59-27	755 432v	66-1	757 863	67-9	763 962v	Misc.
751 202	64-9	755 800	41-9	757 899	35-6	763 966v	Misc.
751 203v	59-33	755 818	24-11	757 913v	66-6	764 401v	65-7
751 345v	29-27	755 882v	26-18	758 001v	66-5		
751 381	59-26	755 883v	24-12	758 002v	67-19		
751 381	59-29	755 884V	24-13	758 023v	67-3		

**1L16 THRU 1L24**

**INTENTIONALLY LEFT BLANK**