



CADET

AIRPLANE PARTS CATALOG

CARD 1 OF 1

PA-28-161 CADET

Courtesy of Bomar Flying Service
www.bomar.biz

PIPER AIRCRAFT CORPORATION

PIPER AIRCRAFT PA-28-161 CADET AIRPLANE PARTS CATALOG

AEROFICHE EXPLANATION AND REVISION STATUS

The Parts Catalog information in this Aerofiche card is arranged in accordance with general specifications of Aerofiche adopted by the General Aviation Manufacturers Association.

Conversion of Aerofiche alpha/numeric code numbers:

First number is the Aerofiche card identifier.

Letter is the horizontal line reference per card.

Second number is the vertical line reference per card.

Example: 2J16 = Aerofiche card number two of given set, Grid location J16.

REVISIONS

The information compiled in this Aerofiche Parts Catalog is kept current by revisions distributed periodically. Each revision is a complete Aerofiche card replacement and supersedes Aerofiche cards of the same number in the set.

Revisions to this PA-28-161 Cadet Parts Catalog, issued March 1, 1989, are as follows:

<u>Effectivity</u>	<u>Publication Date</u>	<u>Aerofiche Card Effectivity</u>
ORG 890301	May 19, 1989	1
IR 950317	March 17, 1995	1
PR 990801	August 1, 1999	1

PIPER AIRCRAFT PA-28-161 CADET AIRPLANE PARTS CATALOG

INTRODUCTION

This illustrated Parts Catalog provides simple, positive identification of replacement parts for the Piper Model PA-28-161 Cadet, manufactured by the Piper Aircraft Corporation of Vero Beach, Florida.

NOTE: DO NOT USE THIS CATALOG FOR RIGGING AND INSTALLATION PURPOSES.

1. The Catalog is divided into thirteen major sections as follows:
 - a. Section I to XII inclusive contains all replacement parts for the complete airplane. Each section is subdivided and each division includes an illustration and a parts listing.
 - b. Section XIII is the Miscellaneous Group. This group includes an illustration and parts list for the Placards and Exterior Stencils and a listing of the Optional Equipment Kits, Repair Kits and Special Tools.
2. The following is a brief explanation of the columns in the parts lists: (Refer to EXAMPLE below).
 - a. The FIGURE AND INDEX NUMBER column indicates the illustration figure number and its part index number. EXAMPLE; 2-1, the 2 is the figure number and the 1 is the index number. The figure number appears only at the top of each parts list page.
 - b. The PART NUMBER column contains the identifying number of the replacement part and this number must be shown on all parts orders.
 - c. The CODE column is for the purpose of indicating special uses of the part. An explanation of the letter code used is shown on the grid (page) preceding each parts listing and pertains to that listing only.
 - d. The NOMENCLATURE column indicates the part name. This name must be shown on all parts orders.
 - e. The NO. REQ. (Number Required) column represents the total quantity of parts used per aircraft per figure when the part is not indented and the quantity of parts used per assembly when the part is indented. The symbol AR listed in this column means as required.
 - f. The SERIAL NUMBERS AFFECTED column indicates the part application by airplane serial number.

EXAMPLE

Figure and Index Number	Part Number	Code	Nomenclature	No. Req.	Serial Numbers Affected
2-1	XXXXX-XX		DOOR ASSEMBLY - Baggage compartment	X	
-2	XXXXX-XX		* TUBE ASSEMBLY - Baggage door latch	X	
-3	XXXXX-XX		** CLEVIS - Door latch tube assembly	X	
-4	XXXXX-XX		* * CLIP - Door latch tube assembly	X	

In the Nomenclature column, the next higher assembly relationship of items covered is shown by the degree of indentation of each item and is indicated by an asterisk (*). One asterisk signifies one indentation, two signifies two indentions, etc. The example listing above is interpreted as follows:

If the DOOR ASSEMBLY (not indented) is ordered, it will include the three items indented under the Door Assembly.

If the TUBE ASSEMBLY (indented one space) is ordered, it will include the two items indented under the Tube Assembly.

If you want only a CLEVIS or CLIP, you order only that item.

PIPER AIRCRAFT PA-28-161 CADET AIRPLANE PARTS CATALOG

3. Piper Aircraft will supply all attaching parts to its customers in any quantity. When purchasing the attaching parts such as nuts, bolts, washers, cotter pins, etc., from Piper Aircraft, the customer or service center need only order the part(s) needed.
4. All items of Optional Equipment are contained in the parts list in their proper sequence and sections. These items were not marked optional, since they are fully identified by their descriptions.

HOW TO IDENTIFY A PART IF YOU KNOW WHAT IT LOOKS LIKE AND KNOW WHERE IT IS LOCATED

1. Refer to Figure 1 to determine the section number in which the part is used.
2. Refer to the Table of Contents and locate the section. Note the figure numbers that illustrate the various subgroups of the main section. Select the Figure title you think might contain the part you wish to identify and proceed to the grid (page) specified. If you don't find the part on this illustration, try another figure in this group.
3. Refer to the Figure and Index Number in the parts listing for complete description of the part.

HOW TO ORDER PARTS

When ordering parts for your Piper airplanes, please observe the following instructions:

- a. Place your order with your local distributor or service center.
- b. Specify the model and serial number of your airplane.
- c. Specify Part Number, Name, Type and Quantity Required.
- d. Specify the method of shipment: freight, express, parcel post, air express, air freight or air parcel post. Where the nature of the shipment requires it or when no instructions are given, we reserve the right to ship the most suitable way.

GENERAL INFORMATION

- a. Shortages
All orders are checked before leaving our Shipping Department. A packing slip is enclosed with the shipment. Claims for errors or shortages must be made within three days after receipt of orders.
- b. Returned Goods
No material should be returned without first securing written permission. Material sent in without notice will be held at the owner's risk for thirty days and will then be disposed of as we see fit.

Transportation charges must be prepaid on returned goods or the shipment will be refused.

- c. Transportation Liabilities
The Piper Aircraft Corporation cannot be held liable for damages to parts in transit from the factory. If a shipment is received in a damaged condition, have the delivery man or transportation company make a notation of the damage and file your claim with the carrier. In case of concealed damage, do not attempt to remove the part from the shipping container, or try to repair the damage. Call the carrier and have their claim agent inspect the damage before filing your claim with the carrier.

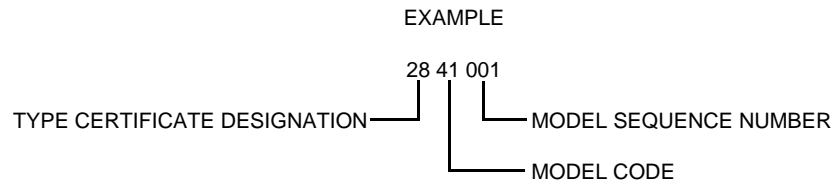
PIPER AIRCRAFT PA-28-161 CADET AIRPLANE PARTS CATALOG

PA-28-161 CADET SERIAL NUMBER INFORMATION

Serial numbers of the aircraft covered in this parts catalog are as follows:

PA-28-161 Cadet serial numbers 2841001 and up.

SERIAL NUMBER EXPLANATION



PIPER AIRCRAFT PA-28-161 CADET AIRPLANE PARTS CATALOG

STANDARD PAINT CHART

	MFG. NO.	PIPER PART NUMBER	
		QUART	GALLON
EXTERIOR			
POLYURETHANE ENAMEL(Dupont Imron)			
Blanco (Juneau White)	H7848U	41 75 462	1175 462
Trident (Bahama Blue)	H7853U	4175 465	1175 465
Noir (Dakota Black)	99U	4175 467	1175 467
Espresso (Hickory Brown)	H7855U	4175 470	1175 470
Regimental (Dark Blue)	K7891U	4176 136	1176 136
Limerick	74844	_____	_____
Juniper	96787	_____	_____
Flame	8554	_____	_____
Bravo	4992	_____	_____
Bordeaux	143	_____	_____
Fanfare	54701	_____	_____
Sundown	5146	_____	_____
Pagoda	7455	_____	_____
Spice (Dark Saddle)	N8070	4176 191	1176 191
Sovereign	43500	_____	_____
Oxford	24938	_____	_____
Clay	96932	_____	_____
Cadet (Light Blue)	K8149	4176 190	1176 190
Gold Met	H8066	_____	_____
Blanco (Juneau White Acrylic) Low Bake	AJ570	_____	_____
Catalyst (Activator)	192S	4179 950	1179 950
Reducer	Y8485S	4179 145	1179 145
Retarder	8100S	4179 559	1179 559
Accelerator	189S	4179 951	_____
POLYURETHANE PRIMER (Dupont Imron)			
Wash Primer	B9287	4170 766	1170 766
Wash Primer Thinner	K1733	4179 918	1179 918
Acid Thinner	B9289	4179 403	1179 403
DeSoto Primer	_____	4170 775	1170 775

**PIPER AIRCRAFT
PA-28-161 CADET
AIRPLANE PARTS CATALOG**

TABLE OF CONTENTS

FIGURE NUMBER	FIGURE TITLE	GRID NUMBER
1	Complete Airplane.....	1A11
SECTION I WING GROUP		
2	Wing Installation.....	1A13
3	Wing Leading Edge Assembly.....	1A17
4	Wing Trailing Edge Assembly.....	1A21
5	Aileron Assembly.....	1B1
6	Flap Assembly.....	1B5
SECTION II FUSELAGE GROUP		
7	Fuselage Assembly - Complete.....	1B9
8	Fuselage Upper Forward Cockpit Assembly.....	1B13
9	Fuselage Upper Center Cockpit Assembly.....	1B17
10	Fuselage Lower Forward Cockpit Assembly	1B21
11	Fuselage Lower Aft Cockpit Assembly.....	1C1
12	Fuselage Aft Section.....	1C5
13	Fuselage Cabin Door Assembly.....	1C9
14	Fuselage Enclosure Installation.....	1C13
SECTION III TAIL SURFACES GROUP		
15	Tail Surfaces Installation.....	1C17
16	Stabilator Assembly	1C21
17	Fin Assembly.....	1D1
18	Rudder Assembly.....	1D5
SECTION IV LANDING GEAR GROUP		
19	Nose Gear Installation.....	1D9
20	Nose Gear Strut Assembly.....	1D13
21	Nose Wheel Assembly (Cleveland).....	1D17
22	Main Gear Installation.....	1D21
23	Main Wheel Assembly.....	1E1
24	Brake Assembly.....	1E5
25	Main and Nose Landing Gear Strut Fairing Installation.....	1E9
26	Handbrake Installation.....	1E13
27	Toe Brake Installation	1E17
28	Toe Brake Master Cylinder Assembly.....	1E21

**PIPER AIRCRAFT
PA-28-161 CADET
AIRPLANE PARTS CATALOG**

TABLE OF CONTENTS

FIGURE NUMBER	FIGURE TITLE	GRID NUMBER
SECTION V CABIN EQUIPMENT GROUP		
29	Cockpit Finishing Installation.....	1F1
30	Carpet Installation.....	1F5
31	Seats Installation.....	1F9
32	Vertically Adjustable Front Seat Assembly	1F13
SECTION VI INSTRUMENTS GROUP		
33	Instruments Installation (Typical).....	1F17
34	Vacuum System Installation.....	1F21
35	Auxiliary Vacuum System Installation.....	1G1
36	Pitot Static System Installation.....	1G5
SECTION VII POWER PLANT GROUP		
37	Power Plant Installation.....	1G9
38	Engine Exhaust System Installation.....	1G13
39	Engine Baffle Installation.....	1G17
40	Oil Cooler Installation.....	1G21
41	Engine Cowl Installation	1H1
42	Engine Controls Installation.....	1H5
SECTION VIII FUEL SYSTEM GROUP		
43	Forward Fuel System Installation.....	1H9
44	Aft Fuel System Installation.....	1H13
45	Fuel Tank Assembly.....	1H17
SECTION IX CONTROL SYSTEM GROUP		
46	Control System Installation.....	1H21
47	Flap Control Installation.....	1I1
48	Stabilator Trim Installation.....	1I5
49	Rudder Trim Mechanism Installation.....	1I9
50	Control Wheel Installation.....	1I13
51	Rudder Pedal Installation.....	1I17
SECTION X ENVIRONMENTAL GROUP		
52	Cabin Heat and Defroster Installation.....	1J21
53	Cabin Overhead Air Vent Installation.....	1J1

**PIPER AIRCRAFT
PA-28-161 CADET
AIRPLANE PARTS CATALOG**

TABLE OF CONTENTS

FIGURE NUMBER	FIGURE TITLE	GRID NUMBER
SECTION XI ELECTRICAL SYSTEM GROUP		
54	Electrical System Installation.....	1J5
55	Instrument Panel Electrical Installation.....	1J9
56	Battery Box Installation.....	1J13
57	External Power Supply Installation.....	1J17
58	Strobe Lights Installation	1J21
SECTION XII ELECTRONICS GROUP		
59	Electric Trim Installation.....	1K1
60	King KAP 100/150 AutoPilot Installation.....	1K5
61	Piper Automatic Locator (ELT) Installation (Narco Avionics).....	1K9
62	Encoder Installation.....	1K13
63	Radio, Antenna System, and Static Wicks Installation.....	1K17
64	Avionics Cooling Installation.....	1K21
	Radio Installation Drawings.....	1L1
SECTION XIII MISCELLANEOUS GROUP		
65	Placards and Exterior Stencils.....	1L3
	Optional Equipment Kits and Repair Kits.....	1L7
	NUMERICAL INDEX	1L9

**PIPER AIRCRAFT
PA-28-161 CADET
AIRPLANE PARTS CATALOG**

THIS PAGE INTENTIONALLY LEFT BLANK

**PIPER AIRCRAFT
PA-28-161 CADET
AIRPLANE PARTS CATALOG**

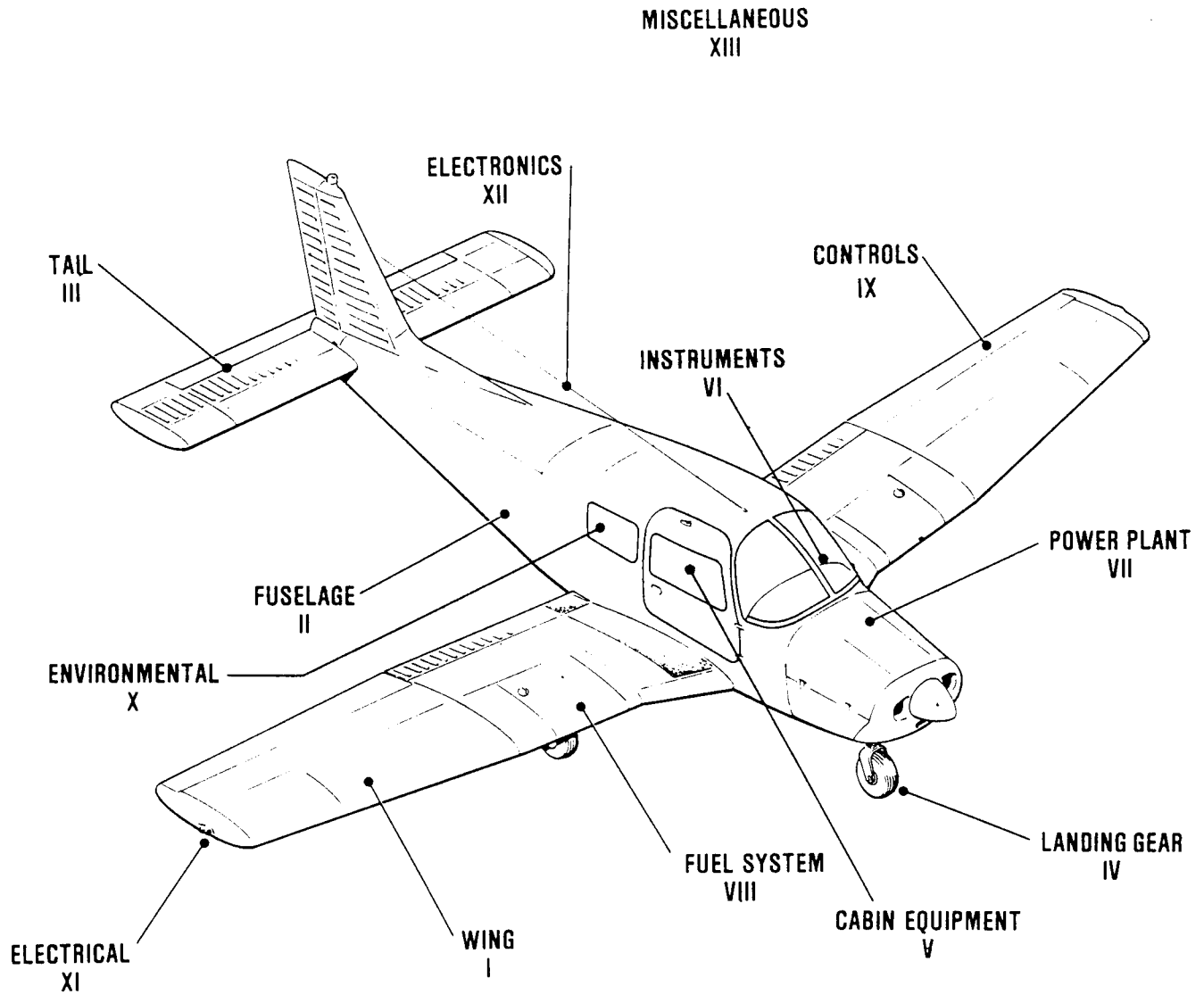


Figure 1. Complete Airplane

**PIPER AIRCRAFT
PA-28-161 CADET
AIRPLANE PARTS CATALOG**

THIS PAGE INTENTIONALLY LEFT BLANK

PIPER AIRCRAFT
PA-28-161 CADET
AIRPLANE PARTS CATALOG

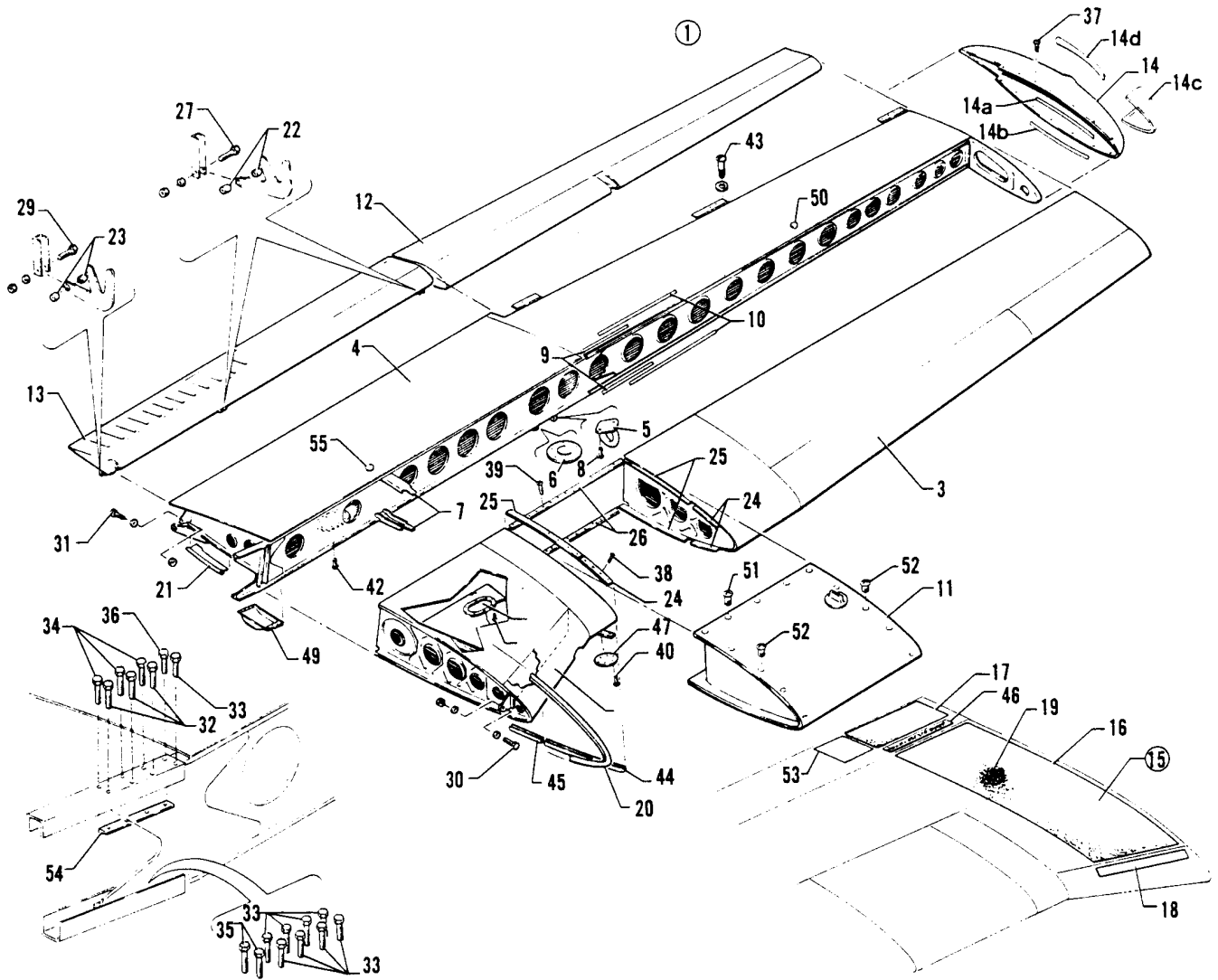


Figure 2. Wing Installation

**PIPER AIRCRAFT
PA-28-161 CADET
AIRPLANE PARTS CATALOG**

CODE EXPLANATIONS FOR FIGURE 2

- A - See Figure 3 for component parts.
- B - See Figure 4 for component parts.
- C - See Figure 52 for component parts.
- D - See Figure 5 for component parts.
- E - See Figure 6 for component parts.
- F - Used if navigation or strobe lights are installed.
- G - Used if navigation or strobe lights are not installed.
- H - See Figure 5 for component parts.
- J - Complete kit required if replacing safety walk compound painted on wing.
- K - Used if recognition lights are installed.

PIPER AIRCRAFT PA-28-161 CADET AIRPLANE PARTS CATALOG

Figure and Index Number	Part Number	Code	Nomenclature	No. Req.	Serial Numbers Affected
2-	35630		DRAWING - Wing Installation		
-1	35630-11		WING ASSEMBLY- Left	1	
	35630-12		WING ASSEMBLY- Right	1	
-2	35630-906	A	* LEADING EDGE ASSEMBLY - Wing inboard, left	1	
	35630-907	A	* LEADING EDGE ASSEMBLY - Wing inboard, right	1	
-3	35118-20		* LEADING EDGE ASSEMBLY - Wing outboard, left	1	
	35118-21		* LEADING EDGE ASSEMBLY - Wing outboard, right	1	
-4	35630-972	B	* TRAILING EDGE ASSEMBLY - Wing aft section, left	1	
	35630-973	B	* TRAILING EDGE ASSEMBLY - Wing aft section, right	1	
-5	18457-00		* RING - Tie down	1	
-6	35725-02		* PAD - Jack	1	
-7	62095-00		* CHANNEL- Wing skin stiffener —	2	
-8	410 0-03		* SCREW - (MS24694-S56)	2	
-9	35594-02		* STRAP - Spar splice, top and bottom (11.50" L.)	2	
-10	35594-05		* STRAP - Spar splice, top and bottom (24.50" L.)	2	
-11	35633-00	C	TANK ASSEMBLY- Fuel, left	1	
	35633-01	C	TANK ASSEMBLY - Fuel, right	1	
-12	35640-00	H	AILERON ASSEMBLY - left	1	
	35640-01	H	AILERON ASSEMBLY- Right	1	
-13	65591-00	E	FLAPASSEMBLY - left	1	
	65590-01	E	FLAPASSEMBLY - Right	1	
-14	36739-40	G	TIPASSEMBLY- Wing, left	1	
	36739-52	F	TIPASSEMBLY- Wing, left	1	
	36739-41	G	TIPASSEMBLY - Wmg, right	1	
	36739-53	F	TIPASSEMBLY- Wing, right	1	
-14a	35641-06		* STIFFENER - Wing tip, upper, left	1	
	35641-07		* STIFFENER - Wing tip, upper, right	1	
-14b	35641-08		* STIFFENER - Wing tip, lower, left	1	
	35641-09		* STIFFENER - Wing tip, lower, right	1	
-14c	36739-28	K	* LENS - Wing tip, left	1	
	36739-29	K	* LENS - Wing tip, right	1	
-14d	36806-02		* SHIELD -Recognition light, wing tip, left	1	
	36806-03		* SHIELD -Recognition light, wing tip, right	1	
-15	763 848	J	KIT - Pressure sensitive wing walk installation	1	
-16	79174-00		* WING WALK - Safety, wing	1	
-17	79174-04		* WING WALK - Safety, flap	1	
-18	69736-02		* RETAINER - Wing walk		
-19	179 872		SAFETY WALK COMPOUND - Black (one quart can)	AR	
-20	65773-00		MOULDING - Wing root	2	
-21	67723-00		PLATE ASSEMBLY - Aft wing access, left	1	
	67723-01		PLATE ASSEMBLY - Aft wing access, right	1	
-22	63900-19		BUSHING - Flap hinge, center and outboard	8	
-23	63900-20		BUSHING- Flap hinge, inboard	4	
-24	96926-00		CHANNEL- Gang	6	
-25	406 942		CHANNEL- Gang (PS10062-2-7)	6	
-26	406 927		CHANNEL- Gang (PS10062-2-2)	4	
-27	401 270		BOLT- (AN3-11A)	4	
	407 564		WASHER - (AN960-10)	4	
	404 887		NUT- (MS20365-1032C)	4	
-28					
-29	400 444		BOLT - (AN3-13A)	2	
	407 564		WASHER - (AN960-10)	2	
	404 887		NUT - (MS20365-1032C)	2	

When ordering, always specify Part Number, Description, and Serial Number of Aircraft

Reissued: August 1, 1999

PIPER AIRCRAFT PA-28-161 CADET AIRPLANE PARTS CATALOG

Figure and Index Number	Part Number	Code	Nomenclature	No. Req.	Serial Numbers Affected
2 -30	402 680		BOLT - (NAS1104-17)	2	
	407 565		WASHER - (AN960-416)	AR	
	407 585		WASHER - (AN960-416L)	AR	
	404 530		NUT- (MS21042-4)	2	
-31	402 915		BOLT - (NAS464P6LA6)	2	
	407 587		WASHER - (AN960-61 6L) (under head)	2	
	407 567		WASHER - (AN960-616)	AR	
	407 587		WASHER - (AN960-616L)	AR	
	404 889		NUT - (MS20365-524C)	2	
-32	404 532		NUT- (MS21042-6)	2	
	402 351		BOLT- (AN176-12A)	6	
	407 567		WASHER - (AN960-616)	12	
-33	96352-03		WASHER	6	
	404 532		NUT- (MS21042-6)	6	
	402 352		BOLT- (AN176-13A)	18	
	407 567		WASHER - (AN960-616)	32	
-34	96352-03		WASHER	18	
	404 532		NUT- (MS21042-6)	18	
	402 352		BOLT- (AN176-13A)	6	
-35	407 567		WASHER - (AN960-616)	15	
	404 532		NUT- (MS21042-6)	6	
	402 352		BOLT- (AN176-13A)	4	
-36	96352-03		WASHER	8	
	404 532		NUT- (MS21042-6)	4	
	402 349		BOLT- (AN176-14A)	2	
	407 567		WASHER - (AN960-616)	6	
-37	404 532		NUT- (MS21042-6)	2	
	415 535		SCREW - (MS35206-245)	32	
	407 583		WASHER - (AN960-8L)	32	
-38	477 640		NUT - (P510062-5-3)	28	
	415 309		SCREW- (MS270390809)	40	
-39	415 312		SCREW- (MS27039-0812)	60	
-40	415 533		SCREW - (MS35206-243)	12	
-41	419 920		SCREW - (8 x 1/2 L.) Type "B"	80	
	406 415		NUT- (A1789-8Z-3)	80	
-42	419 920		SCREW - (8 x 1/2 L.) Type "B"	16	
	406 418		NUT- (NAS395- 18-3)	16	
	415 320		SCREW - (MS27039-1-10)	26	
-43	407 564		WASHER - (AN960-10)	26	
	404 887		NUT- (MS20365-1032C)	26	
	96927-00		CHANNELASSEMBLY - Gang, bottom, forward	1	
-44	96926-00		CHANNELASSEMBLY - Gang, bottom, rear	1	
-45	35664-02		PLACARD - Flap warning	1	
-46	38118-05		COVER - Leading edge	2	
-47	62109-00		COVER- Inspection	10	
-48	63942-00		COVER- Wing bolt, left	1	
	63942-01		COVER - Wing bolt, right	1	
-49	453 966		BUTTON - Plug (HS481 72-K2215)	2	
-50	415 312		SCREW - (MS27039-0812)	AR	
-51	415 309		SCREW - (MS270394809)	AR	
-52	87341-04		PLACARD - No step	2	
-53	62121-00		SHIM - Wing attachment	2	
-54	63595-00		BUTTON ASSEMBLY - Plug, gear service access (with retaining ring)	2	

When ordering, always specify Part Number, Description, and Serial Number of Aircraft

PIPER AIRCRAFT
PA-28-161 CADET
AIRPLANE PARTS CATALOG

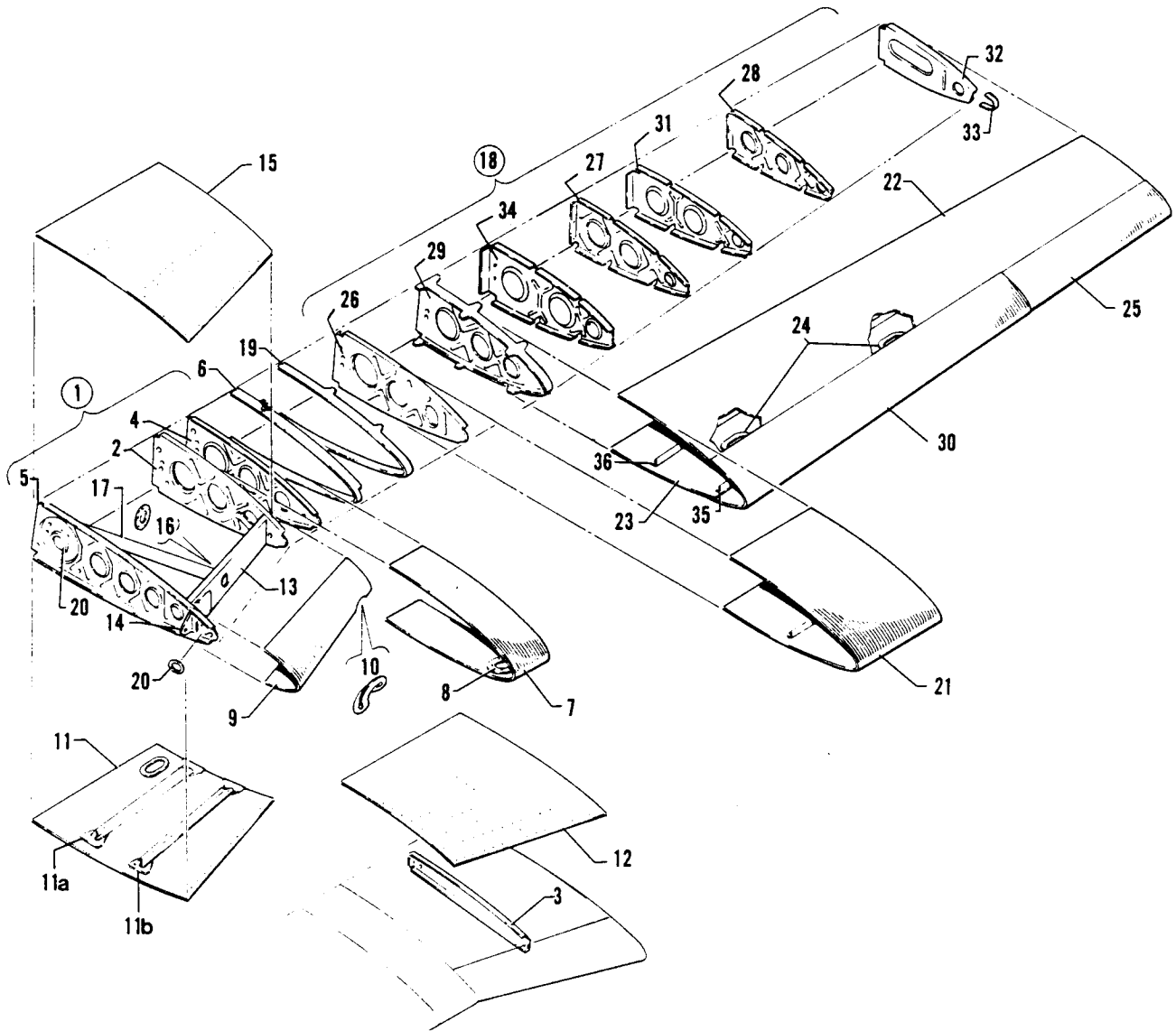


Figure 3. Wing Leading Edge Assembly

**PIPER AIRCRAFT
PA-28-161 CADET
AIRPLANE PARTS CATALOG**

CODE EXPLANATIONS FOR FIGURE 3

PIPER AIRCRAFT PA-28-161 CADET AIRPLANE PARTS CATALOG

Figure and Index Number	Part Number	Code	Nomenclature	No. Req.	Serial Numbers Affected
3 -1	35630-906		LEADING EDGE ASSEMBLY - WIng inboard, left	1	
	35630-907		LEADING EDGE ASSEMBLY - WIng inboard, right	1	
-2	62021-00		* RIB ASSEMBLY - Wing nose, Sta. 49.25, left	1	
	62021-01		* RIB ASSEMBLY - Wing nose, Sta 49.25, right	1	
-3	62066-00		* RIB - Wing walk, right	1	
-4	35642-00		* RIB - Wing nose, Sta 57.00, left	1	
	35642-01		* RIB - Wing nose, Sta. 57.00, right	1	
-5	95639-02		* RIB - Wing nose, root, left	1	
	95639-03		* RIB - Wing nose, root, right	1	
-6	62091-02		* STRAP - Fuel tank attachment	1	
-7	38118-00		* SKIN ASSEMBLY - Inboard wing	1	
-8	38118-03		** DOUBLER ASSEMBLY- Leading edge wing	1	
-9	68113-200		* SKIN ASSEMBLY - Leading edge, left	1	
	68113-201		* SKIN ASSEMBLY - Leading edge, right	1	
-10	68111-00		** DOUBLER - Air inlet	1	
-11	62086-00		* SKIN ASSEMBLY- Bottom inboard root, left	1	
	62086-01		* SKIN ASSEMBLY - Bottom inboard root, right	1	
-11a	62086-05		** STIFFENER - Bottom inboard skin, rear	1	
	62086-06		** STIFFENER - Bottom inboard skin, rear	1	
-11b	62086-02		** STIFFENER - Bottom inboard skin, forward	1	
	62086-03		** STIFFENER - Bottom inboard skin, forward	1	
-12	62061-02		* WING WALK- Forward, right	1	
-13	66623-00		* SPAR- Leading edge. inboard, left	1	
	66623-01		* SPAR- Leading edge. inboard, right	1	
-14	66761-02		* FITTING ASSEMBLY - Forward spar, left	1	
	66761-03		* FITTING ASSEMBLY - Forward spar, right	1	
-15	62087-00		* SKIN ASSEMBLY - Top, inboard root, left	1	
-16	66621-00		* DOUBLER- Forward spar	1	
-17	66620-00		* TUBE ASSEMBLY - Fresh air vent	1	
-18	35630-908		LEADING EDGE ASSEMBLY - Wing outboard, left	1	
	35630-909		LEADING EDGE ASSEMBLY- Wing outboard, right	1	
-19	35140-02		* STRAP - Fuel tank attachment, Sta. 88.75	1	
-20	68119-00		* GASKET - Air duct	2	
-21	35118-04		* SKIN - Middle section, left	1	
	35118-05		* SKIN - Middle section, right	1	
-22	35118-24		* SKIN - Aft, top, left	1	
	35118-25		* SKIN - Aft, top, right	1	
-23	35118-953		* SKIN ASSEMBLY - Aft, bottom, left	1	
	35118-954		* SKIN - Aft, bottom, right	1	
-24	95094-00		** DOUBLER - Cover plate attachment	2	
-25	35118-09		* SKIN - Forward, left	1	
	35118-47		* SKIN - Forward, right	1	
-26	62049-00		* RIB - Wing nose, Sta 88.75, left	1	
	62049-01		* RIB - Wing nose, Sta. 88.75, right	1	
-27	35118-30		* RIB - Wing nose, Sta. 131.60, left	1	
	35118-31		* RIB - Wing nose, Sta 131.60, right	1	
-28	35166-00		* RIB - Wing nose, Sta 174, left	1	
	35166-01		* RIB - Wing nose, Sta 174, right	1	
-29	35182-00		* RIB ASSEMBLY- Wing nose, Sta 106.19, left	1	
	35182-01		* RIB ASSEMBLY - Wing nose, Sta. 106.19, right	1	
-30	35118-28		* SKIN - Forward, left	1	
	35118-29		* SKIN - Forward, right	1	
-31	35118-22		* RIB - Wing nose, Sta 148.60, left	1	
	35118-23		* RIB - Wing nose, Sta. 148.60, right	1	
-32	35615-02		* RIB - Wng nose, Sta 206.70, left	1	
	35615-03		* RIB - Wing nose, Sta. 206 70, right	1	

When ordering, always specify Part Number, Description, and Serial Number of Aircraft

Reissued: August 1, 1999

**PIPER AIRCRAFT
PA-28-161 CADET
AIRPLANE PARTS CATALOG**

Figure and Index Number	Part Number	Code	Nomenclature	No. Req.	Serial Numbers Affected
3 -33	35615-04		* STRAP - Skin attachment, Sta 206.70, left	1	
	35615-05		* STRAP - Skin attachment, Sta 206.70, right	1	
-34	35592-00		* RIB - Wing nose, Sta 117.50, left	1	
	35592-01		* RIB - Wing nose, Sta. 117.50, right	1	
-35	35118-12		* STRINGER - Skin, leading edge	1	
-36	35118-13		* STRINGER- Skin, leading edge	1	

When ordering, always specify Part Number, Description, and Serial Number of Aircraft

Reissued: August 1, 1999

PIPER AIRCRAFT
PA-28-161 CADET
AIRPLANE PARTS CATALOG

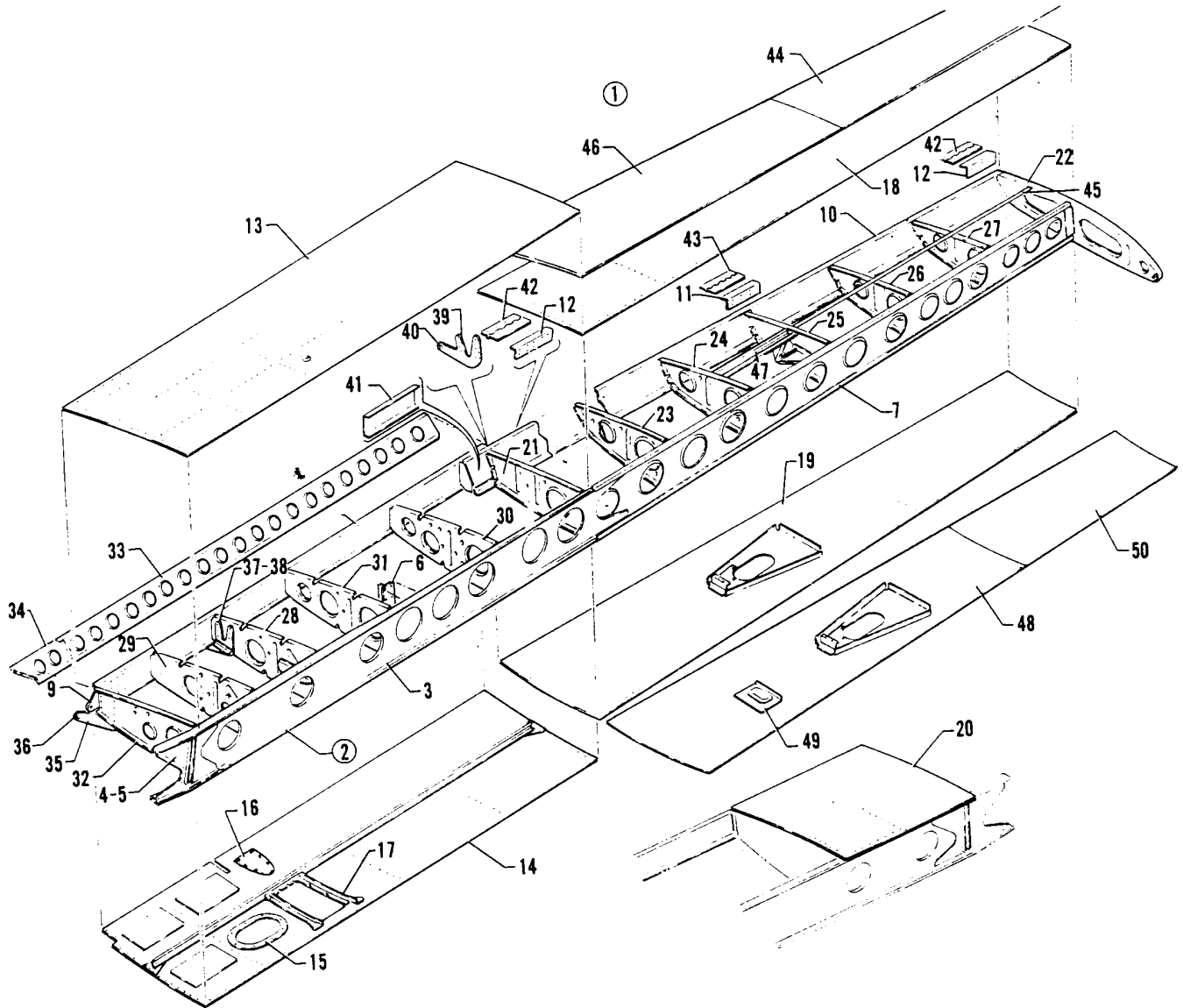


Figure 4. Wing Trailing Edge Assembly

**PIPER AIRCRAFT
PA-28-161 CADET
AIRPLANE PARTS CATALOG**

CODE EXPLANATIONS FOR FIGURE 4

PIPER AIRCRAFT PA-28-161 CADET AIRPLANE PARTS CATALOG

Figure and Index Number	Part Number	Code	Nomenclature	No. Req.	Serial Numbers Affected
4 -1	35630-972		TRAILING EDGE ASSEMBLY - Wing aft section. left	1	
	35630-973		TRAILING EDGE ASSEMBLY - Wing aft section, right	1	
-2	35168-08		* SPAR ASSEMBLY - Wing main, left	1	
	35168-09		* SPAR ASSEMBLY - Wing main, right	1	
-3	62073-02		** SPAR ASSEMBLY - Main inboard, left	1	
	62073-03		** SPAR ASSEMBLY- Main inboard, right	1	
-4	62071-00		** DOUBLER ASSEMBLY- Forward, left	1	
	62071-01		** DOUBLER ASSEMBLY - Forward, right	1	
-5	62072-00		** DOUBLER ASSEMBLY - Aft, left	1	
	62072-01		** DOUBLER ASSEMBLY - Aft, right	1	
-6	62079-00		** TEE - Landing gear attachment	1	
-7	35168-12		** SPAR ASSEMBLY - Main, outboard, left	1	
	35168-13		** SPAR ASSEMBLY - Main, outboard. right	1	
-8	35174-04		* SPAR ASSEMBLY - Wing aft, inboard, left	1	
	35174-05		* SPAR ASSEMBLY - Wing aft, inboard, right	1	
-9	66762-00		** PLATE - Aft spar	1	
-10	35632-02		* SPAR ASSEMBLY - Wing aft, outboard, left	1	
	35632-03		* SPAR ASSEMBLY - Wing aft. outboard, right	1	
-11	62105-02		** DOUBLER - Aft spar, rear	1	
-12	62105-00		** DOUBLER - Aft spar, rear	2	
-13	35420-04		* SKIN ASSEMBLY- Top, inboard, left	1	
	35422-04		* SKIN ASSEMBLY- Top, inboard, right	1	
-14	35421-04		* SKIN ASSEMBLY- Bottom, inboard, left	1	
	35421-05		* SKIN ASSEMBLY-Bottom, inboard, right	1	
-15	35362-00		** DOUBLER - Wing skin, Sta. 42.72	1	
-16	37897-02		** DOUBLER ASSEMBLY - Main gear strut fairing attachment	1	
				1	
-17	65690-00		** DOUBLER- Fairing plate, left	1	
	65690-01		** DOUBLER- Fairing plate, right	1	
-18	35603-800		* SKIN ASSEMBLY- Top, outboard, left	1	
	35603-801		* SKIN ASSEMBLY- Top, outboard, right	1	
-19	35634-10		* SKIN ASSEMBLY- Bottom, outboard, left	1	
	35634-11		* SKIN ASSEMBLY- Bottom, outboard, right	1	
-20	62061-04		* SKIN ASSEMBLY- Wing walk, right	1	
-21	35616-00		* RIB - Sta. 106.19, left	1	
	35616-01		* RIB - Sta. 106.19, right	1	
-22	35637-00		* RIB - Sta. 207.65, left	1	
	35637-01		* RIB - Sta. 207.65, right	1	
-23	35617-00		* RIB -Sta. 123.15, left	1	
	35617-01		* RIB-Sta. 123.15, right	1	
-24	35618-00		* RIB-Sta. 140.09, left	1	
	35618-01		* RIB - Sta. 140.09, right	1	
-25	35619-04		* RIB ASSEMBLY - Sta 157, left	1	
	35619-05		* RIB ASSEMBLY - Sta 157, right	1	
-26	35620-00		* RIB - Sta. 174, left	1	
	35620-01		* RIB - Sta. 174, right	1	
-27	35621-00		* RIB - Sta. 190, left	1	
	35621-01		* RIB - Sta. 190, right	1	
-28	35378-00		* RIB ASSEMBLY - Sta. 49.25, left	1	
	35378-01		* RIB ASSEMBLY - Sta. 49 25, right	1	
-29	66597-00		* RIB - Sta 36.22, left	1	
	66597-01		* RIB - Sta. 36.22, right	1	
-30	66598-00		* RIB - Sta. 86.03, left	1	
	66598-01		* RIB - Sta 86.03, right	1	
-31	66599-00		* RIB - Sta. 64.59, left	1	
	66599-01		* RIB - Sta 64.59, right	1	

When ordering, always specify Part Number, Description, and Serial Number of Aircraft

Reissued: August 1, 1999

**PIPER AIRCRAFT
PA-28-161 CADET
AIRPLANE PARTS CATALOG**

Figure and Index Number	Part Number	Code	Nomenclature	No. Req.	Serial Numbers Affected
4 -32	95636-00		* RIB - Sta 24.24, left	1	
	95636-01		* RIB - Sta. 24.24, right	1	
-33	62129-04		* STIFFENER - Outboard, left	1	
	62129-03		* STIFFENER - Outboard, right	1	
-34	62129-08		* STIFFENER - Inboard, left	1	
	62129-07		* STIFFENER - Inboard, right	1	
-35	65898-00		* SUPPORT ASSEMBLY - Flap, inboard, left	1	
	65898-01		* SUPPORT ASSEMBLY - Flap, inboard, right	1	
-36	452 387		** BEARING - (KP3A)	1	
-37	65898-04		* SUPPORT ASSEMBLY - Flap, center	1	
-38	452 387		** BEARING - (KP3A)	1	
-39	65898-07		* SUPPORT ASSEMBLY - Flap, outboard	1	
-40	452 387		** BEARING - (KP3A)	1	
-41	35632-04		* DOUBLER - Aft spar, rear, left	1	
	35632-05		* DOUBLER - Aft spar, rear, right	1	
-42	62371-08		* HINGE ASSEMBLY - Aileron	2	
-43	35636-00		* HINGE ASSEMBLY - Aileron	1	
-44	35603-20		* SKIN - Top, outboard, left	1	
	35603-21		* SKIN - Top, outboard, right	1	
-45	86517-02		** STRINGER - Support	1	
-46	35603-26		* SKIN - Top, center, left	1	
	35603-27		* SKIN - Top, center, right	1	
-47	35731-00		** CHANNELASSEMBLY - Bellcrank support, left	1	
	35731-01		** CHANNELASSEMBLY - Bellcrank support, right	1	
-48	35634-10		* SKIN ASSEMBLY- Bottom, center, left	1	
	35634-11		* SKIN ASSEMBLY-Bottom, center, right	1	
-49	35573-00		** DOUBLER ASSEMBLY - Pitot head, left	1	
-50	35634-14		* SKIN -Bottom, outboard, left	1	
	35634-15		* SKIN -Bottom, outboard, left	1	

When ordering, always specify Part Number, Description, and Serial Number of Aircraft

PIPER AIRCRAFT
PA-28-161 CADET
AIRPLANE PARTS CATALOG

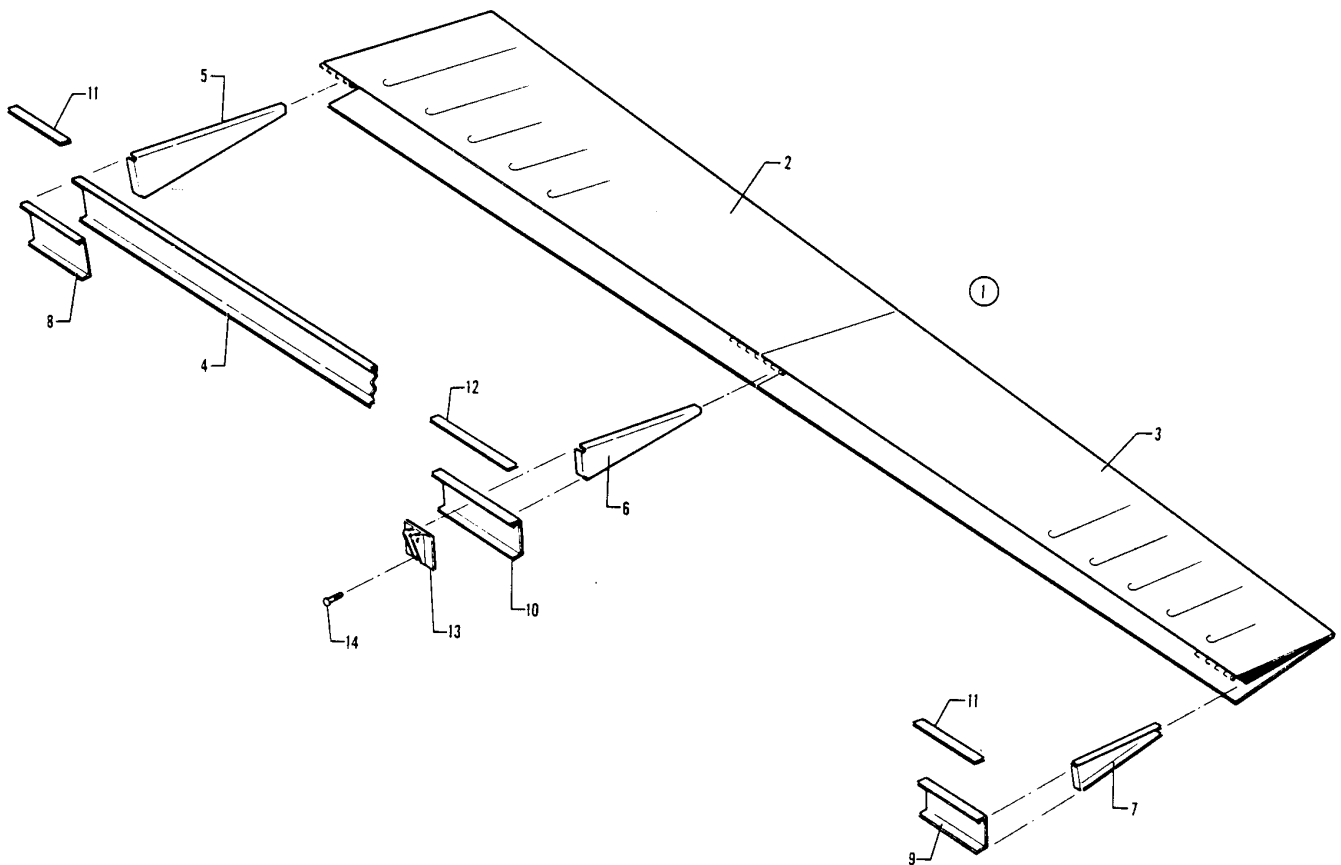


Figure 5. Aileron Assembly

Reissued: August 1, 1999

**PIPER AIRCRAFT
PA-28-161 CADET
AIRPLANE PARTS CATALOG**

CODE EXPLANATIONS FOR FIGURE 5

**PIPER AIRCRAFT
PA-28-161 CADET
AIRPLANE PARTS CATALOG**

Figure and Index Number	Part Number	Code	Nomenclature	No. Req.	Serial Numbers Affected
5 -1	35640-00		AILERON ASSEMBLY - Left	1	
	35640-01		AILERON ASSEMBLY - Right	1	
-2	35640-02		* SKIN - Aileron, left inboard	1	
	35640-03		* SKIN - Aileron right inboard	1	
-3	35640-04		* SKIN - Aileron left outboard	1	
	35640-05		* SKIN - Aileron, right outboard	1	
-4	35640-06		* SPAR - Aileron, left	1	
	35640-07		* SPAR - Aileron, right	1	
-5	35640-08		* RIB - Aileron, left inboard	1	
	35640-09		* RIB - Aileron, right inboard	1	
-6	35640-10		* RIB - Aileron, left center	1	
	35640-11		* RIB - Aileron, right center	1	
-7	35640-12		* RIB - Aileron, left outboard	1	
	35640-13		* RIB -Aileron, right outboard	1	
-8	35640-14		* DOUBLER - Aileron, left inboard	1	
	35640-15		* DOUBLER - Aileron, right inboard	1	
-9	35640-16		* DOUBLER - Aileron, left outboard	1	
	35640-17		* DOUBLER - Aileron, right outboard	1	
-10	35640-18		* DOUBLER - Aileron, left center	1	
	35640-19		* DOUBLER - Aileron, right center	1	
-11	35640-20		* FILLER-Aileron	2	
-12	35640-21		* FILLER - Aileron	1	
-13	35640-22		* FITTING-Aileron	1	
-14	410 035		* SCREW - (MS24694-S53)	2	
	407 564		* WASHER - (AN960-10)	2	
	404 887		* NUT- (MS20365-1032C)	2	

When ordering, always specify Part Number, Description, and Serial Number of Aircraft

Reissued: August 1, 1999

**PIPER AIRCRAFT
PA-28-161 CADET
AIRPLANE PARTS CATALOG**

THIS PAGE INTENTIONALLY LEFT BLANK

PIPER AIRCRAFT
PA-28-161 CADET
AIRPLANE PARTS CATALOG

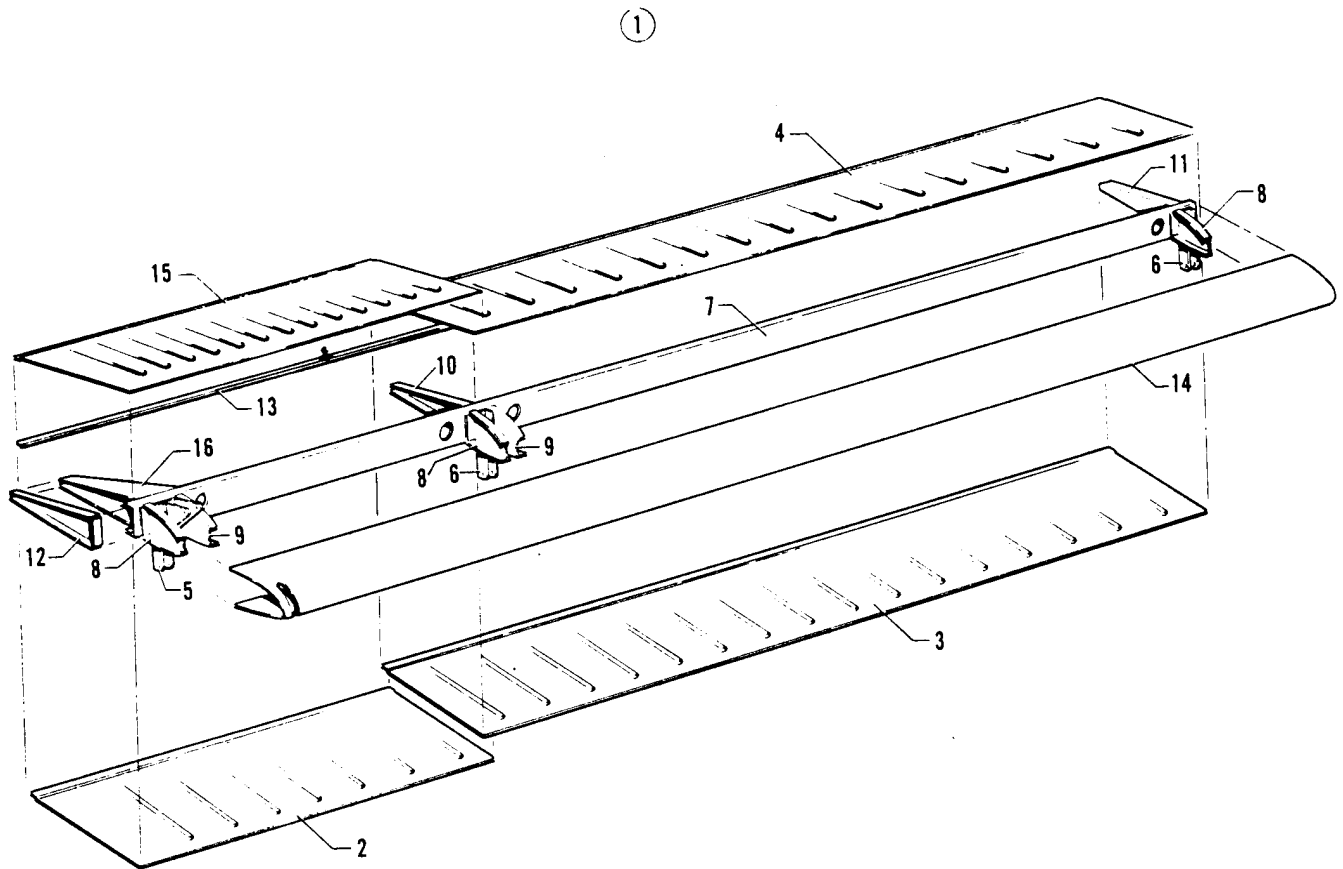


Figure 6. Flap Assembly

**PIPER AIRCRAFT
PA-28-161 CADET
AIRPLANE PARTS CATALOG**

CODE EXPLANATIONS FOR FIGURE 6

**PIPER AIRCRAFT
PA-28-161 CADET
AIRPLANE PARTS CATALOG**

Figure and Index Number	Part Number	Code	Nomenclature	No. Req.	Serial Numbers Affected
6 -1	65591-00		FLAPASSEMBLY - Left	1	
	65590-01		FLAPASSEMBLY - Right	1	
-2	65592-00		* SKIN - Flap, bottom, left, inboard	1	
	65592-01		* SKIN - Flap, bottom, right, inboard	1	
-3	65588-00		* SKIN - Flap, bottom, left and right, outboard	1	
~	65589-00		* SKIN - Flap, top, left and right, outboard	1	
-5	62324-00		* HINGE - Flap, inboard, left	1	
	62324-01		* HINGE - Flap, inboard, right	1	
-6	65899-00		* BRACKET - Flap hinge center and outboard	2	
-7	62327-00		* SPAR - Flap	1	
-8	62328-00		* RIB - Left flap	3	
	62328-01		* RIB - Right flap	3	
-9	62328-01		* RIB - Left flap	2	
	62328-00		* RIB - Right flap	2	
-10	62332-02		* RIB - Flap, left, wing, Sta. 49	1	
	62332-00		* RIB - Flap, right, wing, Sta. 49	1	
-11	62330-00		* RIB - Flap, left	1	
	62330-01		* RIB- Flap, right	1	
-12	62331-00		* RIB - Flap, left, inboard	1	
	62331-01		* RIB - Flap, right, inboard	1	
-13	62320-03		* STRIP - Flap rear edge	1	
-14	65586-04		* SKIN - Flap, left, nose	1	
	65586-05		* SKIN - Flap, right, nose	1	
-15	65587-00		* SKIN - Flap, top, left, inboard	1	
	65594-01		* SKIN - Flap, top, right, inboard	1	
-16	62336-00		* DOUBLER ASSEMBLY - Left	1	
	62336-01		* DOUBLER ASSEMBLY - Right	1	

When ordering, always specify Part Number, Description, and Serial Number of Aircraft

Reissued: August 1, 1999

**PIPER AIRCRAFT
PA-28-161 CADET
AIRPLANE PARTS CATALOG**

THIS PAGE INTENTIONALLY LEFT BLANK

PIPER AIRCRAFT
PA-28-161 CADET
AIRPLANE PARTS CATALOG

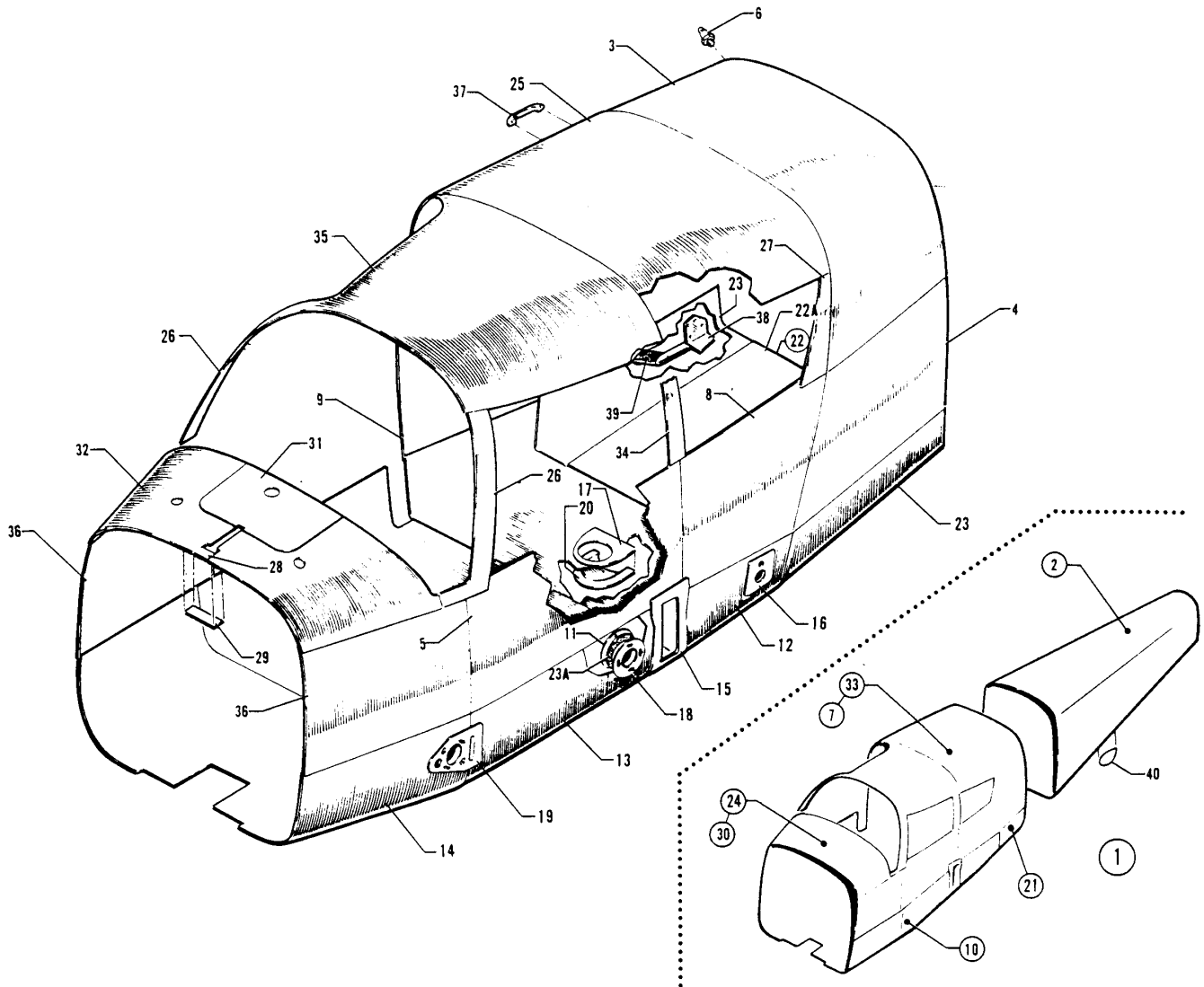


Figure 7. Fuselage Assembly - Complete

Reissued: August 1, 1999

**PIPER AIRCRAFT
PA-28-161 CADET
AIRPLANE PARTS CATALOG**

CODE EXPLANATIONS FOR FIGURE 7

- A - See Figure 12 for component parts.
- B - See Figure 10 for balance of component parts.
- C - See Figure 11 for balance of component parts.
- D - See Figure 8 for balance of component parts.
- E - See Figure 9 for balance of component parts.

PIPER AIRCRAFT PA-28-161 CADET AIRPLANE PARTS CATALOG

Figure and Index Number	Part Number	Code	Nomenclature	No. Req.	Serial Numbers Affected
7-	76469		DRAWING - Fuselage Assembly		
-1	76469-03		FUSELAGE ASSEMBLY	1	
-2	99466-22	A	* AFT SECTION - Fuselage	1	
-3	79577-03		* SKIN - Cockpit, top, rear	1	
-4	76475-900		* SKIN - Cockpit, left, rear	1	
	89219-00		* SKIN - Cockpit, right, rear	1	
-5	76474-40		* SKIN - Cockpit, left side	1	
-6	487 674		* STUD - Fastener (XX16362 x 3/8 L)	1	
-7	79802-680		* COCKPITASSEMBLY - Fuselage	1	
-8	76476-00		** SKIN - Cockpit, left side	1	
-9	76476-01		** SKIN - Cockpit, right side	1	
-10	79802-682	B	** LOWER COCKPITASSEMBLY- Fuselage	1	
-11	66679-00		*** COVER PLATE - Doublers assembly	2	
-12	79578-00		*** SKIN - Cockpit, center rear, bottom	1	
-13	79585-02		*** SKIN - Cockpit, center front, bottom	1	
-14	79582-02		*** SKIN - Cockpit, front, bottom	1	
-15	62541-00		*** DOUBLER - Cockpit, left	1	
	62541-01		*** DOUBLER - Cockpit, right	1	
-16	62549-00		*** DOUBLER - Lower cockpit	2	
-17	65556-00		*** DOUBLER - Lower cockpit air scoop (with 4" hole)	1	
-18	68539-00		*** DOUBLER ASSEMBLY - Lower cockpit	2	
-19	68540-00		*** DOUBLER ASSEMBLY - Lower cockpit, left	1	
	68540-01		*** DOUBLER ASSEMBLY - Lower cockpit, right	1	
-20	66609-00		*** SCOOP- Cabin air exhaust	1	
-21	76469-907	C	*** LOWER COCKPITASSEMBLY - Aft	1	
-22	76469-964		**** SKIN ASSEMBLY - Bottom center	1	
-22a	79581-900		**** SKIN - Bottom center	1	
-23	79580-900		**** SKIN - Rear left, bottom	1	
	79580-901		**** SKIN - Rear right, bottom	1	
-23a	68584-00		*** GASKET - Cover plate	2	
-24	79802-684		** UPPER COCKPITASSEMBLY - Fuselage	1	
-25	79573-02		*** SKIN - Upper cockpit, top, center	1	
-26	76255-00		*** SKIN - Windshield, left side, trim	1	
	79561-03		*** SKIN - Windshield, right side, trim	1	
-27	76297-00		*** SKIN ASSEMBLY - Upper cockpit, left side, rear window	1	
	76297-01		*** SKIN ASSEMBLY - Upper cockpit, right side, rear window	1	
-28	62507-00		*** FILLER - Forward upper cockpit, top	1	
-29	68817-50		*** DOUBLER - Forward upper cockpit, top	1	
-30	79802-338	D	*** UPPER COCKPITASSEMBLY - Forward	1	
-31	78112-05		**** COVER - Cowl deck	1	
-32	79569-901		*** SKIN - Forward upper cockpit, top	1	
-33	79802-138	E	*** UPPER COCKPITASSEMBLY-Center	1	
-34	76256-00		**** SKIN - Window trim, left side, center	1	
	76257-00		**** SKIN - Window trim, right side, center	1	
-35	79576-901		**** SKIN - Upper cockpit, top, front	1	
-36	79563-905		**** SKIN - Cockpit, left front	1	
	79563-901		**** SKIN - Cockpit, right front	1	
-37	481 772		*** HANDLE - (N1 2865)	1	
-38	65384-00		STEPASSEMBLY- Fuselage	1	
-39	65431-00		* STRIP - Safety	1	
-40	79427-02		COVER - ADF antenna closeout	1	

When ordering, always specify Part Number, Description, and Serial Number of Aircraft

Reissued: August 1, 1999

**PIPER AIRCRAFT
PA-28-161 CADET
AIRPLANE PARTS CATALOG**

THIS PAGE INTENTIONALLY LEFT BLANK

PIPER AIRCRAFT
PA-28-161 CADET
AIRPLANE PARTS CATALOG

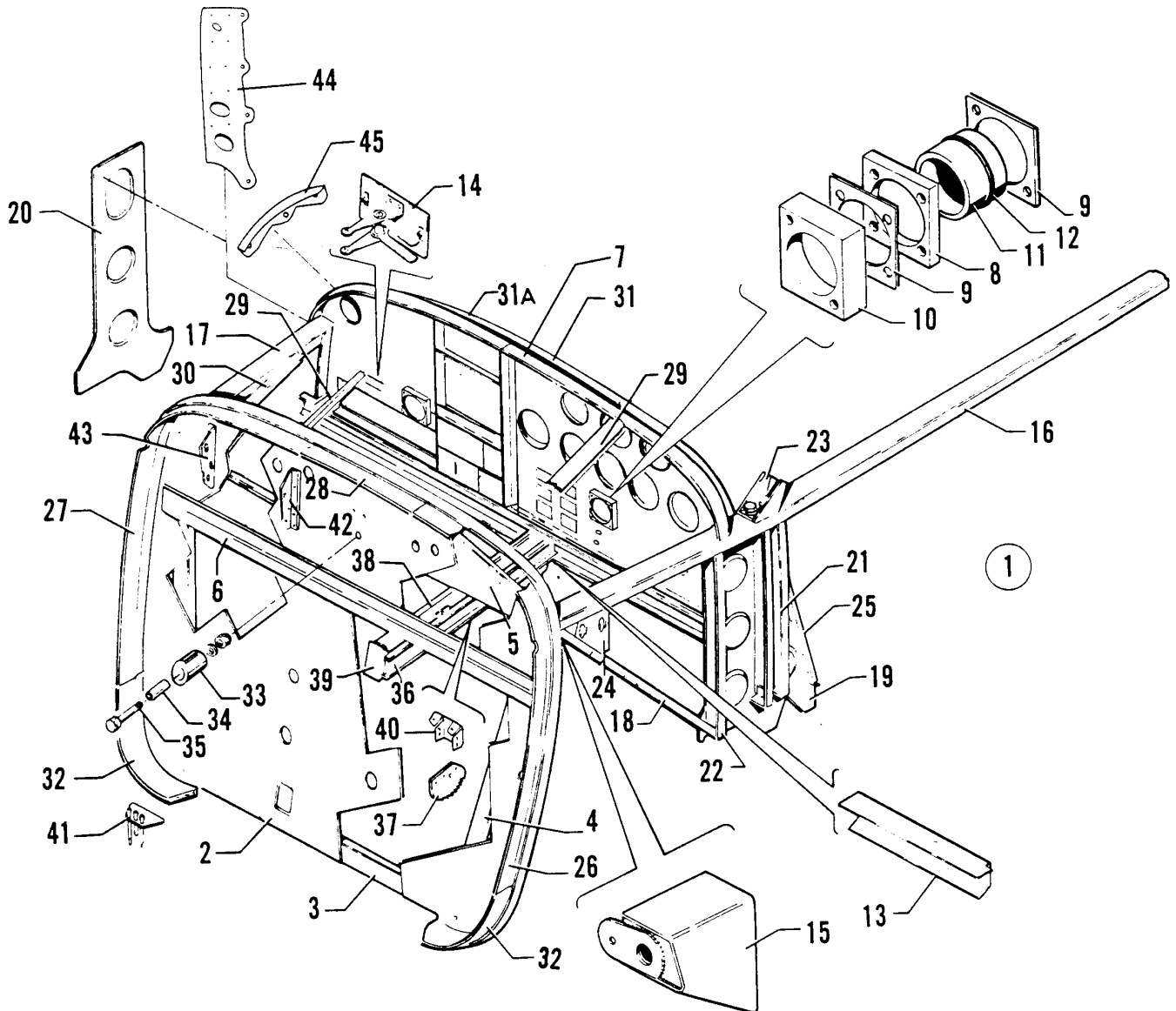


Figure 8. Fuselage Upper Forward Cockpit Assembly

**PIPER AIRCRAFT
PA-28-161 CADET
AIRPLANE PARTS CATALOG**

CODE EXPLANATIONS FOR FIGURE 8

PIPER AIRCRAFT PA-28-161 CADET AIRPLANE PARTS CATALOG

Figure and Index Number	Part Number	Code	Nomenclature	No. Req.	Serial Numbers Affected
8 -1	79802-338		UPPER COCKPITASSEMBLY - Forward	1	
-2	35144-03		* FRAME ASSEMBLY - Firewall	1	
-3	62438-00		** CHANNEL - Upper cockpit assembly, firewall	1	
-4	63436-00		** CHANNEL - Upper cockpit, firewall, left	1	
	63436-01		** CHANNEL - Upper cockpit, firewall, right	1	
-5	67266-02		** BEAM - Upper cockpit, firewall	1	
-6	63423-04		* CHANNELASSEMBLY - Toe brake reinforcement	1	
-7	89250-02		* PANELASSEMBLY - Instrument	1	
-8	68272-02		** PLATE - Control wheel	2	
-9	68272-03		** PLATE - Control wheel	2	
-10	68272-04		** PLATE - Control wheel	2	
-11	68273-02		** BUSHING - Control wheel	2	
-12	484 792		** "O" RING - Control wheel (MS28775-218)	2	
-13	38994-02		* CHANNELASSEMBLY	1	
-14	79863-03		* CONTROLASSEMBLY - Heat and defroster	1	
-15	79739-02		* FITTING - Engine mount center, left	1	
	79739-03		* FITTING - Engine mount center, right	1	
-16	76489-02		* LONGERON - Upper, left	1	
-17	62473-02		* LONGERON - Upper, right, front	1	
-18	62485-00		* CHANNEL- Left	1	
	62485-01		* CHANNEL- Right	1	
-19	76136-00		* WEB - Fuselage, left side	1	
-20	62499-02		* WEB ASSEMBLY - Fuselage, right side	1	
-21	62653-06		* FRAME ASSEMBLY - Upper forward cockpit, left	1	
-22	62674-03		* ZEE - Upper forward cockpit, left	1	
	62674-01		* ZEE - Upper forward cockpit, right	1	
-23	79553-00		* FITTING - Upper forward cockpit. Sta..73, left	1	
	79553-01		* FITTING - Upper forward cockpit, Sta..73, right	1	
-24	39769-02		* PLATE ASSEMBLY - Voltage regulator support, left	1	
-25	76137-02		* CHANNEL- Sta. 73.04	1	
-26	79795-06		* FLANGE - Nose cowl attaching, l eft	1	
-27	79795-05		* FLANGE - Nose cowl attaching, right	1	
-28	79795-07		* FLANGE - Nose cowl attaching, top	1	
-29	67259-02		* ANGLE - Stiffener. upper forward cockpit	2	
-30	67258-00		* ANGLE - Stiffener. upper forward cockpit	1	
-31	89245-02		PANEL - Instrument, left	1	
-31a	89246-02		PANEL- Instrument, right	1	
-32	65134-05		FLANGE - Nose cowl attaching, bottom, right	1	
	65134-06		FLANGE - Nose cowl attaching, bottom, left	1	
-33	63927-00		BUMPER - Tee bar	1	
-34	63900-64		BUSHING - Tee bar bumper	1	
-35	400 444		BOLT- (AN3-13A)	1	
	407 564		WASHER - (AN960-10)	1	
	404 887		NUT- (MS20365-1032C)	1	
-36	67137-00		CHANNELASSEMBLY - Brake support, left	1	
-37	63354-00		* RATCHET- Brake handle	1	
-38	67138-00		CHANNELASSEMBLY - Brake support, right	1	
-39	67139-00		CHANNEL- Brake support, forward	1	
-40	89300-02		CHANNELASSEMBLY - Brake support, aft	1	
-41	35847-02		VENTASSEMBLY - Battery	1	
-42	35846-02		ANGLE ASSEMBLY- Battery support, left	1	
-43	35846-03		ANGLE ASSEMBLY- Battery support, right	1	
-44	38999-02		BRACKET - Instrument panel, left	1	
	38999-03		BRACKET - Instrument panel, right	1	
-45	79332-00		BRACKET - Instrument panel, left	1	
	79424-00		BRACKET - Instrument panel, right	1	

When ordering, always specify Part Number, Description, and Serial Number of Aircraft

Reissued: August 1, 1999

**PIPER AIRCRAFT
PA-28-161 CADET
AIRPLANE PARTS CATALOG**

THIS PAGE INTENTIONALLY LEFT BLANK

PIPER AIRCRAFT
PA-28-161 CADET
AIRPLANE PARTS CATALOG

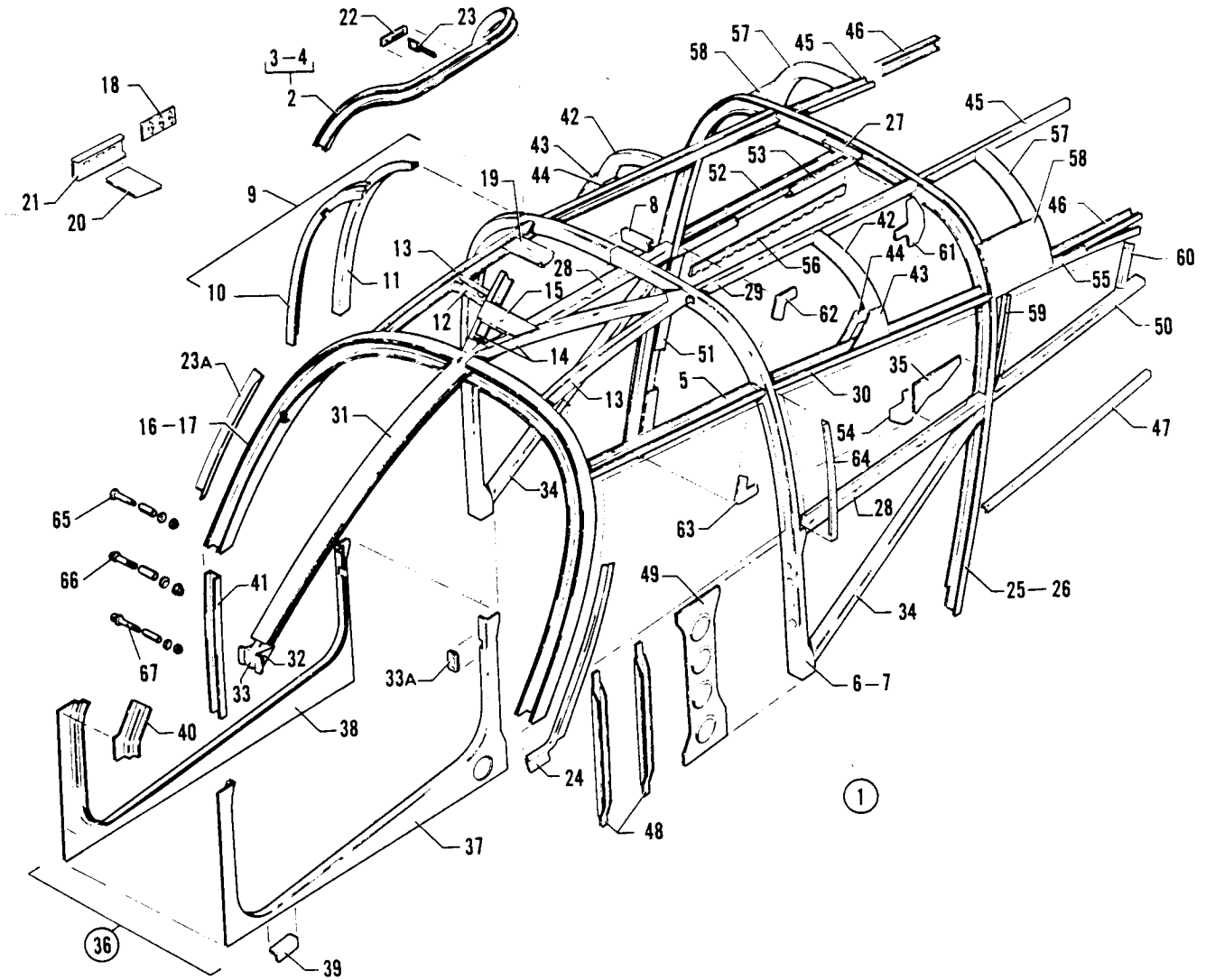


Figure 9. Fuselage Upper Center Cockpit Assembly

**PIPER AIRCRAFT
PA-28-161 CADET
AIRPLANE PARTS CATALOG**

CODE EXPLANATIONS FOR FIGURE 9

PIPER AIRCRAFT PA-28-161 CADET AIRPLANE PARTS CATALOG

Figure and Index Number	Part Number	Code	Nomenclature	No. Req.	Serial Numbers Affected
9 -1	79802-138		UPPER COCKPITASSEMBLY-Center	1	
-2	79561-02		• PAN ASSEMBLY - Upper center	1	
-3	79561-09		•• PAN - Outer	1	
-4	79561-10		•• PAN - Inner	1	
-5	76132-03		• CHANNEL- Left front window, top	1	
-6	62426-06		• FRAME ASSEMBLY- Fuselage, Sta 10816	1	
-7	62427-00		•• CHANNEL- Fuselage frame, left	1	
	62427-02		•• CHANNEL- Fuselage frame, right	1	
-8	62429-00		•• CHANNELSplice plate	1	
-9	79561-903		• PAN ASSEMBLY - Side	1	
-10	79561-08		•• PAN - Inner	1	
-11	79561-07		•• PAN - Outer	1	
-12	63038-02		• CHANNEL Support	1	
-13	76131-03		• CHANNEL- Upper center cockpit, left	1	
	76131-04		• CHANNEL- Upper center cockpit, right	1	
-14	66969-02		• CHANNELASSEMBLY - Upper center fuselage, left	1	
	66969-03		• CHANNELASSEMBLY - Upper center fuselage, right	1	
-15	79161-00		• DOUBLER - Antenna	1	
-16	76468-00		• FRAME ASSEMBLY - Canted, fuselage. Sta 85 6	1	
-17	76468-02		•• CHANNELASSEMBLY - Left	1	
	76468-03		* * CHANNELASSEMBLY - Right	1	
-18	69738-00		* PLATE ASSEMBLY - Door latch	1	
-19	76239-00		* CHANNEL- Upper cockpit	1	
-20	76365-00		* PLATE - Door latch	1	
-21	69740-02		* CHANNEL - Door latch	1	
-22	79234-00		* PLATE - Door latch	1	
-23	63037-00		* LOOPASSEMBLY - Door latch	1	
-23a	79561-04		* JAMB- Door, forward	1	
-24	69891-10		RETAINER - Windshield, left, upper	1	
	69891-02		RETAINER - Windshield, left, lower	1	
	69891-11		RETAINER - Windshield, right, upper	1	
	69891-03		RETAINER - Windshield, right, lower	1	
-25	62412-02		FRAMEASSEMBLY-Fuselage, Sta. 128.737, upper	1	
-26	62410-00		* CHANNEL- Upper frame, left	1	
	62410-01		* CHANNEL- Upper frame, right	1	
-27	62430-00		* CHANNEL- Splice plate	1	
-28	65572-00		LONGERON - Upper center cockpit, left	1	
	65572-01		LONGERON - Upper center cockpit, right	1	
-29	62477-00		CHANNEL- Upper center cockpit, left	1	
	62477-01		CHANNEL- Upper center cockpit, right	1	
-30	67262-02		CHANNEL- Upper center cockpit, left	1	
	67262-03		CHANNEL- Upper center cockpit, right	1	
-31	62509-03		HAT ASSEMBLY - Windshield	1	
-32	62505-00		* BRACKET - Windshield	1	
-33	62423-00		* FITTING - Upper engine mount	1	
-33a	79639-02		LATCH ASSEMBLY- Cabin door	1	
-34	65570-00		CHANNEL- Upper center cockpit, left	1	
	65570-01		CHANNEL- Upper center cockpit, right	1	
-35	65117-00		GUSSET-Upper center cockpit, left	1	
	65116-00		GUSSET-Upper center cockpit, right	1	
-36	76467-00		PAN ASSEMBLY - Lower, upper cockpit	1	
-37	76467-03		* PAN - Inboard	1	
-38	76467-02		* PAN -Outboard	1	
-39	62656-00		* ANGLE ASSEMBLY - Door holder	1	
-40	76467-04		* CHANNEL- Door frame splice	1	
-41	62697-02		CHANNELASSEMBLY - Right door, front	1	

When ordering, always specify Part Number, Description, and Serial Number of Aircraft

Reissued: August 1, 1999

PIPER AIRCRAFT PA-28-161 CADET AIRPLANE PARTS CATALOG

Figure and Index Number	Part Number	Code	Nomenclature	No. Req.	Serial Numbers Affected
9 -42	99690-00		CHANNEL- Upper cockpit, left	1	
	99690-01		CHANNEL- Upper cockpit, right	1	
-43	399692-00		DOUBLER - Shoulder harness, left	1	
	99692-01		DOUBLER - Shoulder harness, right	1	
-44	99741-00		GUSSET - Headliner attachment, left	2	
	99741-01		GUSSET - Headliner attachment, right	1	
-45	62639-00		CHANNEL- Upper center cockpit, left	1	
	62639-01		CHANNEL- Upper center cockpit, right	1	
-46	67291-00		STRINGER-Upper center cockpit, left	1	
	67291-01		STRINGER - Upper center cockpit, right	1	
-47	62677-00		STIFFENER - Left side, rear	2	
-48	99428-00		SUPPORT - left	2	
-49	62644-00		WEB - Upper center fuselage, .Left	1	
-50	62637-00		CHANNEL-Fuselage rear, left	1	
-51	62636-00		CHANNEL - Baggage door frame, front	1	
-52	62635-00		CHANNEL- Baggage door frame, top, inner	1	
-53	62634-00		CHANNEL - Baggage door frame, top, outer	1	
-54	62571-00		GUSSET - Baggage door frame, bottom, rear	1	
-55	67267-00		CHANNEL- Support, left	1	
	67267-01		CHANNEL- Support, right	1	
-56	62419-11		HINGE HALF - Baggage door	1	
-57	99691-00		CHANNEL- Upper cockpit, rear, left	1	
	99691-01		CHANNEL- Upper cockpit, rear, right	1	
-58	99693-00		DOUBLER - Shoulder harness, rear	2	
-59	76261-00		ANGLE - Support, left	1	
	76261-01		ANGLE - Support, right	1	
-60	76262-00		ANGLE - Support, left	1	
-61	76279-00		GUSSET - Baggage door frame, top, rear	1	
-62	62632-00		GUSSET - Baggage door frame, top, front	1	
-63	62633-00		GUSSET - Baggage door frame, bottom, front	1	
-64	76259-00		ANGLE - Window, left	1	
-65	400 883		BOLT - (AN23-31A)	1	
	407 584		WASHER - (AN960- 10L)	1	
	404 887		NUT- (MS20365-1032C)	1	
	63900-48		BUSHING	1	
	402 057		BOLT- (AN44-17A)	1	
-66	407 586		WASHER - (AN960-516L)	1	
	404 837		NUT- (MS20364-524C)	1	
	63900-47		BUSHING	1	
-67	402 057		BOLT - (AN44-17A)	1	
	407 586		WASHER - (AN960-516L)	1	
	404 837		NUT - (MS20364-524C)	1	
	63900-46		BUSHING	1	

When ordering, always specify Part Number, Description, and Serial Number of Aircraft

PIPER AIRCRAFT
PA-28-161 CADET
AIRPLANE PARTS CATALOG

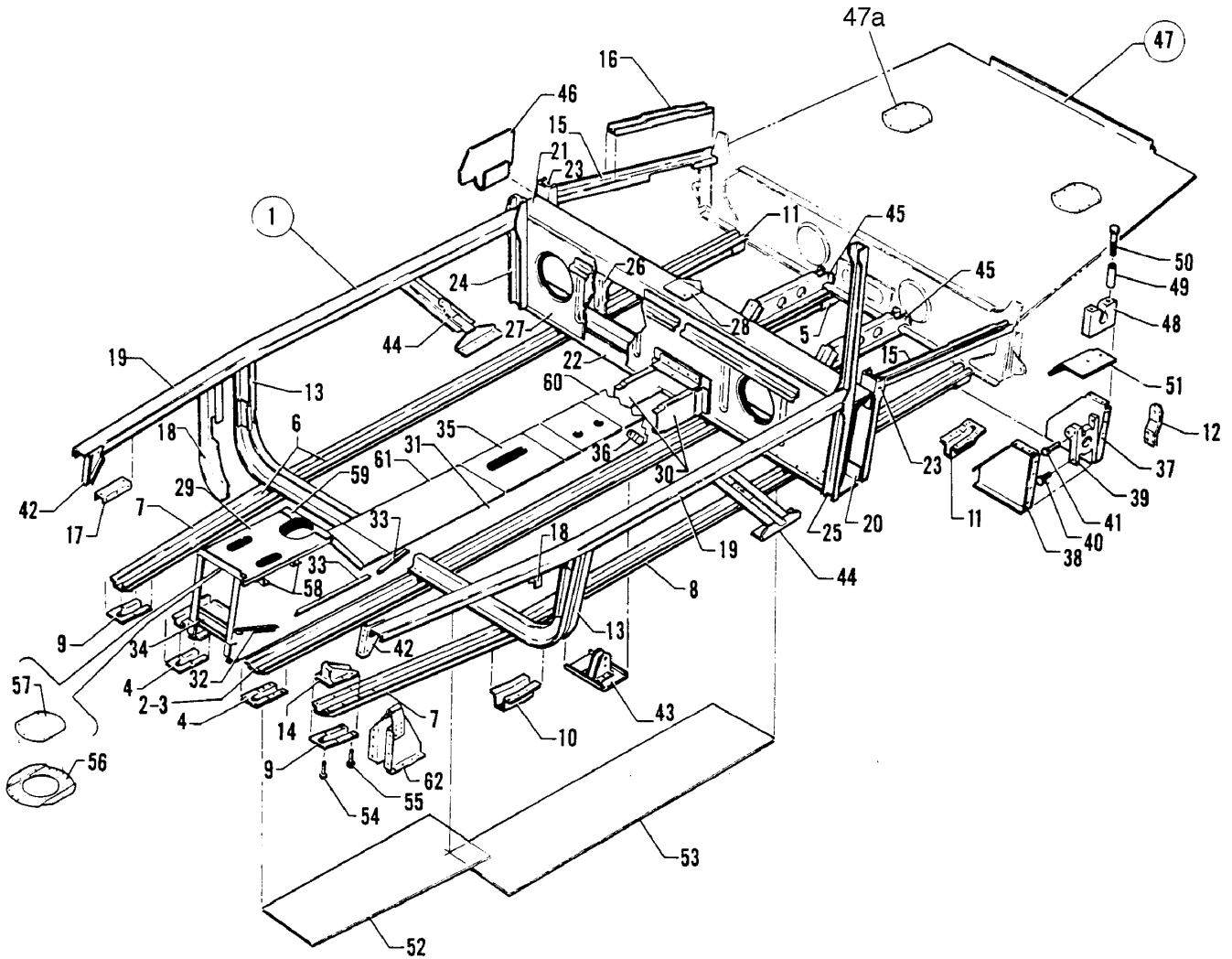


Figure 10. Fuselage Lower Forward Cockpit Assembly

Reissued: August 1, 1999

**PIPER AIRCRAFT
PA-28-161 CADET
AIRPLANE PARTS CATALOG**

CODE EXPLANATIONS FOR FIGURE 10

A - See Figure 11 for component parts.

PIPER AIRCRAFT PA-28-161 CADET AIRPLANE PARTS CATALOG

Figure and Index Number	Part Number	Code	Nomenclature	No. Req.	Serial Numbers Affected
10-1	79802-682		LOWER COCKPITASSEMBLY - Fuselage	1	
-2	76112-04		* HAT ASSEMBLY - Inboard	2	
-3	76114-00		** HAT	1	
-4	62543-00		** FAIRING - Front	1	
-5	62554-00		** FAIRING - Aft	1	
-6	76469-947		* HAT ASSEMBLY - Outboard, left	1	
	76469-948		* HAT ASSEMBLY - Outboard, right	1	
-7	62528-00		** HAT - Front, left	1	
	62528-01		** HAT - Front, right	1	
-8	76115-00		** HAT - Rear, left	1	
	76115-01		** HAT - Rear, right	1	
-9	62544-00		** FAIRING - Front, left	1	
	62544-01		** FAIRING - Front, right	1	
-10	62558-00		** FAIRING - Center, left	1	
	62558-01		** FAIRING - Center, right	1	
-11	62554-00		** FAIRING - Rear	1	
-12	79319-00		* ATTACHMENT - Seat belt	2	
-13	76126-00		* FRAME ASSEMBLY - Fuselage, Sta. 73.04	1	
-14	62441-00		* FITTING - Engine lower, left	1	
	62441-01		* FITTING - Engine lower, right	1	
-15	62525-00		* STRINGER - Rear of spar box, left	1	
	62525-01		* STRINGER - Rear of spar box, right	1	
-16	62551-00		* CHANNEL - Lower cockpit, left	1	
	62551-01		* CHANNEL - Lower cockpit, right	1	
-17	62582-00		* CHANNEL - Lower cockpit	2	
-18	76120-00		* CHANNEL - Sta. 67.68, left	1	
	76120-01		* CHANNEL - Sta. 67.68, right	1	
-19	76490-02		* LONGERON - Lower cockpit, left	1	
	76490-03		* LONGERON - Lower cockpit, right	1	
-20	99127-04		* BOX ASSEMBLY - Spar lower cockpit	1	
-21	62539-00		** CHANNEL - Spar box, top	1	
-22	62540-00		** CHANNEL - Spar box, bottom	1	
-23	62428-00		** CHANNEL - Spar box, left	1	
	62428-01		** CHANNEL - Spar box, right	1	
-24	67286-00		** CHANNEL - Spar box, right	1	
-25	62546-00		** CHANNEL - Spar box, left	1	
-26	99123-00		** WEB - Spar box, rear	1	
-27	99129-03		** WEB - Spar box, front	1	
-28	99045-00		** BRACKET - Flap return spring	1	
-29	62601-03		* PLATE - Tunnel, top, front	1	
-30	76119-00		* CHANNEL - Tunnel, side extension, left	1	
	76119-01		* CHANNEL - Tunnel, side extension, right	1	
-31	76218-00		* CHANNEL - Tunnel, side, left	1	
	76218-01		* CHANNEL - Tunnel, side, right	1	
-32	62603-00		* ANGLE - Tunnel heat duct, left	1	
	62603-01		* ANGLE - Tunnel heat duct, right	1	
-33	99417-00		* ANGLE - Tunnel heat duct	4	
-34	62620-00		* BRACKET - Pulley	2	
-35	62875-00		* PLATE ASSEMBLY - Tunnel	1	
-36	96887-02		* BRACKET - Seat belt attachment, left	1	
	96887-00		* BRACKET - Seat belt attachment, right	1	
-37	62536-04		* SUPPORT - Rear seat bottom, Left	1	
	62536-05		* SUPPORT - Rear seat bottom, right	1	
-38	62550-00		* SUPPORT - Rear seat bottom, left	1	
	62550-01		* SUPPORT - Rear seat bottom, right	1	
-39	62421-00		* FITTING - Flap torque tube assembly, left	1	
	62421-01		* FITTING - Flap torque tube assembly, right	1	

When ordering, always specify Part Number, Description, and Serial Number of Aircraft

Reissued: August 1, 1999

**PIPER AIRCRAFT
PA-28-161 CADET
AIRPLANE PARTS CATALOG**

Figure and Index Number	Part Number	Code	Nomenclature	No. Req.	Serial Numbers Affected
10-40	401 266		* BOLT - (AN3-5A)	6	
	407 564		* WASHER - (AN960-10)	6	
	407 584		* WASHER - (AN960-10L)	6	
	404 887		* NUT - (MS20365-1032C)	6	
-41	401 269		* BOLT - (AN3-10A)	2	
	407 564		* WASHER - (AN960-10)	4	
	404 887		* NUT - (MS20365-1032C)	2	
-42	62581-01		* BRACKET - Lower cockpit, left	1	
	62581-00		* BRACKET - Lower cockpit, right	1	
-43	65636-00		* BRACKETASSEMBLY - Pulley mounting	1	
-44	96890-00		* HAT ASSEMBLY - Seat belt attachment, left	1	
	96890-01		* HAT ASSEMBLY - Seat belt attachment, right	1	
-45	62763-00		* SUPPORT - Torque shaft center	2	
-46	62542-00		* GUSSET - Lower cockpit, left	1	
	62542-01		* GUSSET - Lower cockpit, right	1	
-47	76469-907	A	* LOWER COCKPITASSEMBLY - Aft	1	
-47a	62109-00		** COVER - Inspection access	2	
-48	65050-00		* BLOCK - Rear seat support	2	
-49	65003-03		* BUSHING - Rear seat support	4	
-50	400 451		* BOLT - (AN3-20A)	4	
	407 564		* WASHER - (AN960-10)	6	
	404 887		* NUT - (MS20365-1032C)	4	
-51	35481-00		* PLATE - Flap torque tube support, left	1	
	35481-01		* PLATE - Flap torque tube support, right	1	
-52	76123-04		* FLOORBOARD - Front, left	1	
	76123-05		* FLOORBOARD - Front, right	1	
-53	96684-00		* FLOORBOARD - Rear	2	
-54	415 322		* BOLT - (MS27039-1-12)	4	
	407 694		* WASHER - (AN960-D-1)	8	
	404 887		* NUT - (MS20365-1032C)	4	
-55	415 323		* BOLT - (MS27039-1-13)	8	
	407 694		* WASHER - (AN960-D10)	16	
	404 887		* NUT - (MS20365-1032C)	8	
-56	36565-03		* DOUBLER ASSEMBLY - Transponder antenna access	1	
-57	36565-02		* PLATE - Transponder antenna access	1	
-58	62664-00		* ZEE ASSEMBLY - Tunnel	2	
-59	63288-00		PLATE - Tunnel, top, center front	1	
-60	76121-00		PLATE - Tunnel, top, rear	1	
-61	63287-00		PLATE - Tunnel, top, center rear	1	
-62	79258-00		BRACKETASSEMBLY - Rudder pedal stop, left	1	
	79258 01		BRACKETASSEMBLY - Rudder pedal stop, right	1	

When ordering, always specify Part Number, Description, and Serial Number of Aircraft

PIPER AIRCRAFT
PA-28-161 CADET
AIRPLANE PARTS CATALOG

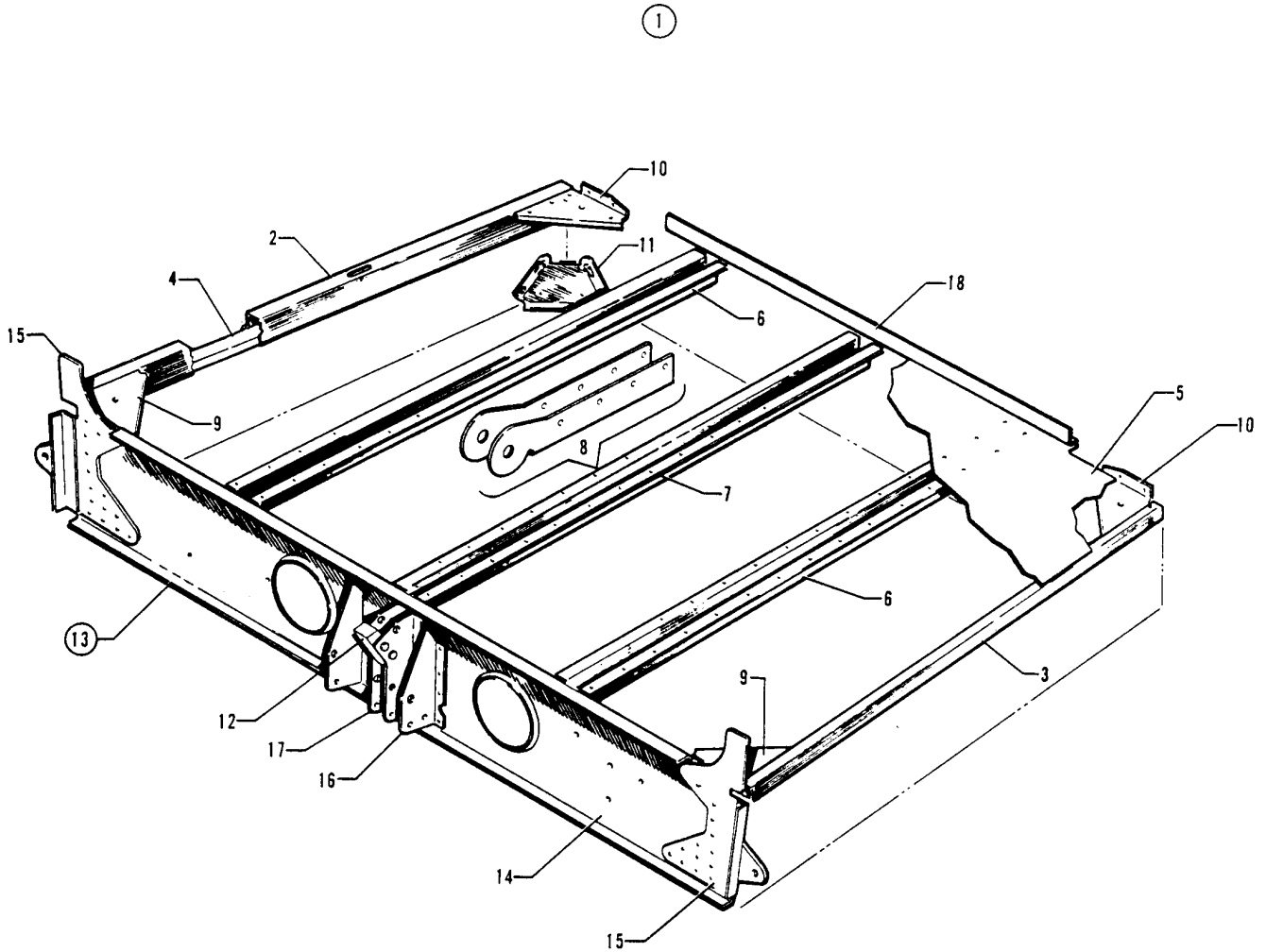


Figure 11. Fuselage Lower Aft Cockpit Assembly

**PIPER AIRCRAFT
PA-28-161 CADET
AIRPLANE PARTS CATALOG**

CODE EXPLANATIONS FOR FIGURE 11

**PIPER AIRCRAFT
PA-28-161 CADET
AIRPLANE PARTS CATALOG**

Figure and Index Number	Part Number	Code	Nomenclature	No. Req.	Serial Numbers Affected
11-1	7646-907		LOWER COCKPITASSEMBLY - Aft	1	
-2	66796-00		* CHANNELASSEMBLY - Right	1	
-3	62537-00		* STRINGER ASSEMBLY - Left	1	
-4	62534-00		* CHANNELASSEMBLY - Right	1	
-5	66795-00		* FLOOR ASSEMBLY - Baggage compartment	1	
	66795-02		** FLOOR - Baggage compartment	1	
-6	62531-00		* HAT - Baggage floor, outboard	2	
-7	62531-00		* HAT - Baggage floor, center	1	
-8	99699-00		* CHANNEL- Seat belt attachment	1	
-9	62529-00		* BRACKET - Baggage compartment, Left	1	
	62619-00		* BRACKET - Baggage compartment, right	1	
-10	62618-00		* BRACKET - Baggage compartment, left	1	
	62618-01		* BRACKET - Baggage compartment, right	1	
-11	65383-00		* DOUBLER ASSEMBLY - Step	1	
-12	35162-00		* BLOCK - Rear seat support	1	
-13	62695-04		* FRAME ASSEMBLY - Lower Sta. 128.737	1	
-14	62411-02		** CHANNEL - Lower cockpit	1	
-15	62448-02		** FITTING - Lower cockpit, left	1	
	62448-03		** FITTING - Lower cockpit, right	1	
-16	62563-02		** BRACKET - Lower cockpit, left	1	
	62563 01		** BRACKET - Lower cockpit, right	1	
-17	35142-00		** BRACKET - Rear seat belt support, left	1	
	35142 01		** BRACKET - Rear seat belt support, right	1	
-18	62859-00		ANGLE - Lower cockpit	1	

When ordering, always specify Part Number, Description, and Serial Number of Aircraft

Reissued: August 1, 1999

**PIPER AIRCRAFT
PA-28-161 CADET
AIRPLANE PARTS CATALOG**

THIS PAGE INTENTIONALLY LEFT BLANK

PIPER AIRCRAFT
PA-28-161 CADET
AIRPLANE PARTS CATALOG

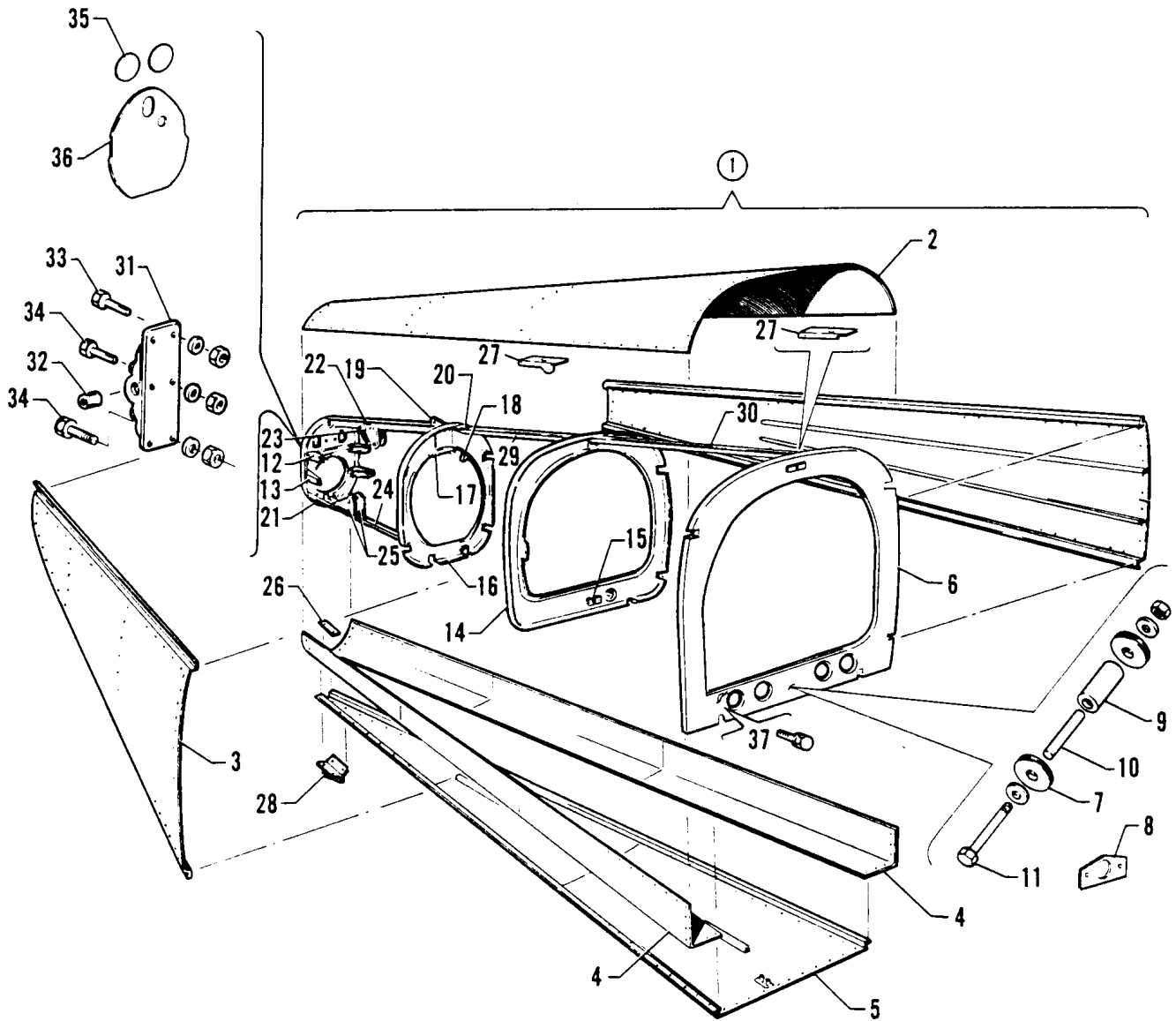


Figure 12. Fuselage Aft Section

Reissued: August 1, 1999

**PIPER AIRCRAFT
PA-28-161 CADET
AIRPLANE PARTS CATALOG**

CODE EXPLANATIONS FOR FIGURE 12

PIPER AIRCRAFT PA-28-161 CADET AIRPLANE PARTS CATALOG

Figure and Index Number	Part Number	Code	Nomenclature	No. Req.	Serial Numbers Affected
12-1	99466-22		FUSELAGE ASSEMBLY- Aft section	1	
-2	99468-03		* SKIN - Upper	1	
-3	99470-00		* SKIN ASSEMBLY- Side, left	1	
	99470-01		* SKIN ASSEMBLY- Side, right	1	
-4	99471-02		* SKIN - Lower side, left	1	
	99471-03		* SKIN - Lower side, right	1	
-5	99469-04		* SKIN ASSEMBLY - Lower center	1	
-6	65640-00		* BULKHEAD ASSEMBLY- Fuselage, Sta. 156.00	1	
-7	62711-04		** PULLEY	2	
-8	62665-02		** FAIRLEAD	4	
-9	63900-60		** BUSHING - Pulley	1	
-10	63900-59		** BUSHING - Pulley	1	
-11	400 446		** BOLT - (AN3-16A)	1	
	407 585		** WASHER - (AN960-416L)	2	
	404 888		** NUT- (MS20365-1032C)	1	
-12	62413-00		* FITTING ASSEMBLY - Upper, Left	1	
	62413-01		* FITTING ASSEMBLY - Upper, right	1	
-13	62414-00		* FITTING ASSEMBLY - Lower, Left	1	
	62414-01		* FITTING ASSEMBLY - Lower, right	1	
-14	62443-00		* BULKHEAD ASSEMBLY - Fuselage, Sta. 191.00	1	
-15	67249-00		** FAIRLEAD	1	
-16	62444-05		* BULKHEAD ASSEMBLY- Fuselage, Sta. 228.30	1	
-17	62753-00		** BRACKET - Stabilator trim	1	
-18	62817-00		** BRACKET-Stabilator trim indicator pulley	1	
-19	62453-00		** FITTING - Frame, Sta. 228.30	1	
-20	66955-00		** DOUBLER - Frame, top, Sta. 228.30	1	
-21	62445-00		* BULKHEAD ASSEMBLY - Fuselage, Sta. 255.125	1	
-22	62451-00		* STRINGER ASSEMBLY - Hat section	1	
-23	62452-00		** BRACKET - Stabilator pulley, Left	1	
	62452-01		** BRACKET - Stabilator pulley, right	1	
-24	62455-00		* STRINGER ASSEMBLY - Hat section	1	
-25	62457-00		** BRACKET - Stabilator pulley, left	1	
	62457-01		** BRACKET - Stabilator pulley, right	1	
-26	62471-00		* SPACER - Tail skid	2	
-27	99813-02		* DOUBLER - Antenna mount, forward	1	
	99805-03		* DOUBLER- Antenna mount, aft	1	
-28	66769-00		* SKID ASSEMBLY - Tail	1	
-29	79267-00		* STRINGER - Top, Sta. 191 to Sta. 228.30	1	
-30	65114-00		* STRINGER - Top, Sta. 156 to Sta. 191	1	
-31	62645-04		* FITTING ASSEMBLY - Stabilator attachment	2	
-32	452 394		** BEARING (DW4K2)	2	
-33	402 890		* BOLT - (NAS464P3A5)	4	
	407 564		* WASHER - (AN960-10)	4	
	407 584		* WASHER - (AN960-10L)	4	
	404 556		* NUT - (MS21045-L3)	4	
-34	402 897		* BOLT - (NAS464P3A4)	8	
	407 564		* WASHER - (AN960-10)	8	
	407 584		* WASHER - (AN960-10L)	8	
	404 556		* NUT - (MS21045-L3)	8	
-35	63078-06		DISC - Closeout	2	
-36	65494-00		PLATE ASSEMBLY - Aft fuselage closeout	1	
-37	400 438		BOLT- (AN34A)	4	
	407 694		WASHER - (AN960-D10)	4	

When ordering, always specify Part Number, Description, and Serial Number of Aircraft

Reissued: August 1, 1999

**PIPER AIRCRAFT
PA-28-161 CADET
AIRPLANE PARTS CATALOG**

THIS PAGE INTENTIONALLY LEFT BLANK

PIPER AIRCRAFT
PA-28-161 CADET
AIRPLANE PARTS CATALOG

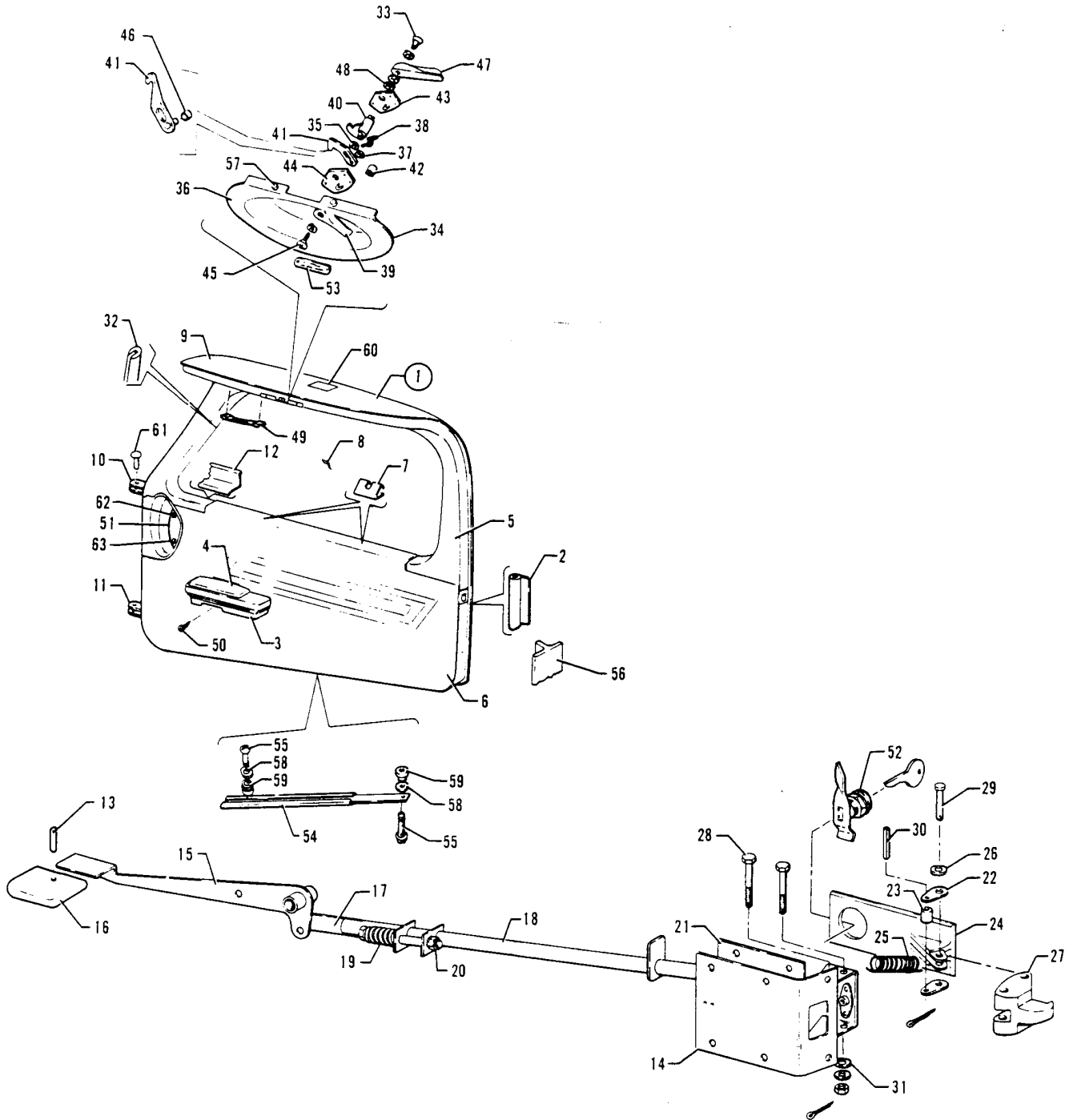


Figure 13. Fuselage Cabin Door Assembly

Reissued: August 1, 1999

**PIPER AIRCRAFT
PA-28-161 CADET
AIRPLANE PARTS CATALOG**

CODE EXPLANATIONS FOR FIGURE 13

PIPER AIRCRAFT PA-28-161 CADET AIRPLANE PARTS CATALOG

Figure and Index Number	Part Number	Code	Nomenclature	No. Req.	Serial Numbers Affected
13-	79546 36722		DRAWING - Doors Installation DRAWING - Door Snubber Installation		
-1	79545-11		DOOR ASSEMBLY - Complete	1	
-2	189 139		* MOULDING - Cabin door (bulb type)	13'	
-3	89265-02		* ARMREST	1	
-4	89265-05		** PAD ASSEMBLY - Armrest	1	
-5	79542-02		** COVER ASSEMBLY - Door	1	
-6	79693-00		** PANELASSEMBLY - Door	1	
-7	99943-00		* RETAINER - Side panel	2	
-8	79475-20		* WINDOW - Cabin door (.080 thick), clear	1	
	79475-59		* WINDOW - Cabin door (.125 thick), clear	1	
	79475-58		* WINDOW - Cabin door (.080 thick), tinted	1	
	79475-60		* WINDOW - Cabin door (.125 thick), tinted	1	
-9	79475-16		* DOOR ASSEMBLY - Cabin (less window and lock assembly)	1	
-10	79475-07		** HINGE - Cabin door, upper	1	
-11	79475-08		** HINGE - Cabin door, lower	1	
-12	79475-22		** RETAINER - Window	1	
-13	419967		** SCREW - Set (1/4-28x1/4"L)	1	
	486 145		** SCREW - Set (P70FS420-4C) (1/4-20 x 1/4" L)	1	
-14	79515-35		** COVER - Cabin door latch	1	
-15	79515-13		** HANDLE - Cabin door	1	
-16	79647-02		** KNOB - Door handle	1	
-17	79515-04		** LATCH ASSEMBLY - Door	1	
-18	79515-06		*** TUBE ASSEMBLY - Door latch	1	
-19	65146-00		**** SPRING - Door latch tube (2.00 L)	1	
	587 398		**** SPRING - Door latch tube (1.0 L)	1	
-20	400113		**** BOLT - (AN4-20)	1	
	407 565		**** WASHER - (AN960-416)	3	
	404 101		**** NUT - (AN310-4)	1	
	424 051		**** COTTER PIN - (MS24665-132)	1	
-21	79515-07		** BOX ASSEMBLY - Doorlatch	1	
-22	79515-08		** LINK - Door latch mechanism	2	
-23	79515-15		** BUSHING - Door latch mechanism	1	
-24	79530-02		** HANDLE - Door latch mechanism	1	
-25	587 381		** SPRING - (E0240-037-1750S)	1	
-26	62833-105		** WASHER - Door latch mechanism	1	
-27	79532-02		** LATCH - Cabin door	1	
-28	400 665		** BOLT - (AN21-31)	2	
	407 562		** WASHER - (AN960-6)	2	
	404 391		** NUT - (AN320-1)	2	
	424 041		** COTTER PIN - (MS24665-5)	2	
-29	424178		** PIN - (MS20392-2C-19)	1	
	424 041		** COTTER PIN (MS24665-5)	1	
-30	480 800		** PIN - Spring (MS9048-111)	1	
-31	407 582		** WASHER - (AN960-6L)	2	
-32	99997-00		* EXTRUSION -Vinyl	7'	
-33	519 853		* SCREW - (MS2462243)	1	
	62833-107		* WASHER - Teflon	1	
	407 680		* WASHER - (AN960-C816)	1	
-34	36598-02		* LATCH ASSEMBLY- Door, auxiliary	1	
-35	407 680		** WASHER - (AN960-C816)	1	
-36	79475-34		** PAN - Door latch, white	1	
-37	62833-06		** WASHER	1	
-38	63045-00		** SPRING - Door latch	1	

When ordering, always specify Part Number, Description, and Serial Number of Aircraft

Reissued: August 1, 1999

PIPER AIRCRAFT PA-28-161 CADET AIRPLANE PARTS CATALOG

Figure and Index Number	Part Number	Code	Nomenclature	No. Req.	Serial Numbers Affected
13-39	36590-02		** HANDLE - Door, auxiliary	1	
-40	63042-03		** CAM - Door latch	1	
-41	63036-04		** HOOK ASSEMBLY - Door latch (with 1/4 O.D. welded stud)	1	
-42	63900-50		** BUSHING	3	
-43	68179-07		** PLATE - Door latch	1	
-44	68179-08		** PLATE - Door latch	1	
-45	519 853		** SCREW- (MS24622-43)	1	
	407 586		** WASHER - (AN960-516L)	1	
	62833-107		** WASHER - Teflon	1	
-46	36572-03		** ROLLER - Door latch (3/8 0 D.)	1	
-47	63039-00		* HANDLE - Door, auxiliary latch	1	
-48	62833-21		* WASHER- Neoprene	1	
-49	464 412		* HANDLE - Door assist (PS10091-1)	1	
-50	419 594		* SCREW - (AN530-10R36)	2	
-51	79542-06		* PAN - Door latch	1	
-52	87329-07		** LOCK ASSEMBLY - Cabin door1	1	
-53	68555-05		PLACARD - Door lock	1	
-54	65727-00		DOOR HOLDER ASSEMBLY	1	
-55	400 862		BOLT - (AN23-10A)	2	
-56	36722-04		SEAL- Door snubber (150" long)	1	
-57	453 856		BUMPER - (SJ-5003)	2	
-58	62833-39		WASHER - Door holder (neoprene)	1	
-59	63020-02		BUSHING - Door holder	1	
-60	87334-02		PLACARD - Door release	1	
-61	424 204		PIN - (MS20392-3C13)	2	
	407 585		WASHER - (AN960416L)	4	
	424 051		NUT- (MS24665-132)	2	
-62	69669-117		PLACARD - Open	1	
-63	69669-118		PLACARD- Latch	1	

When ordering, always specify Part Number, Description, and Serial Number of Aircraft

PIPER AIRCRAFT
PA-28-161 CADET
AIRPLANE PARTS CATALOG

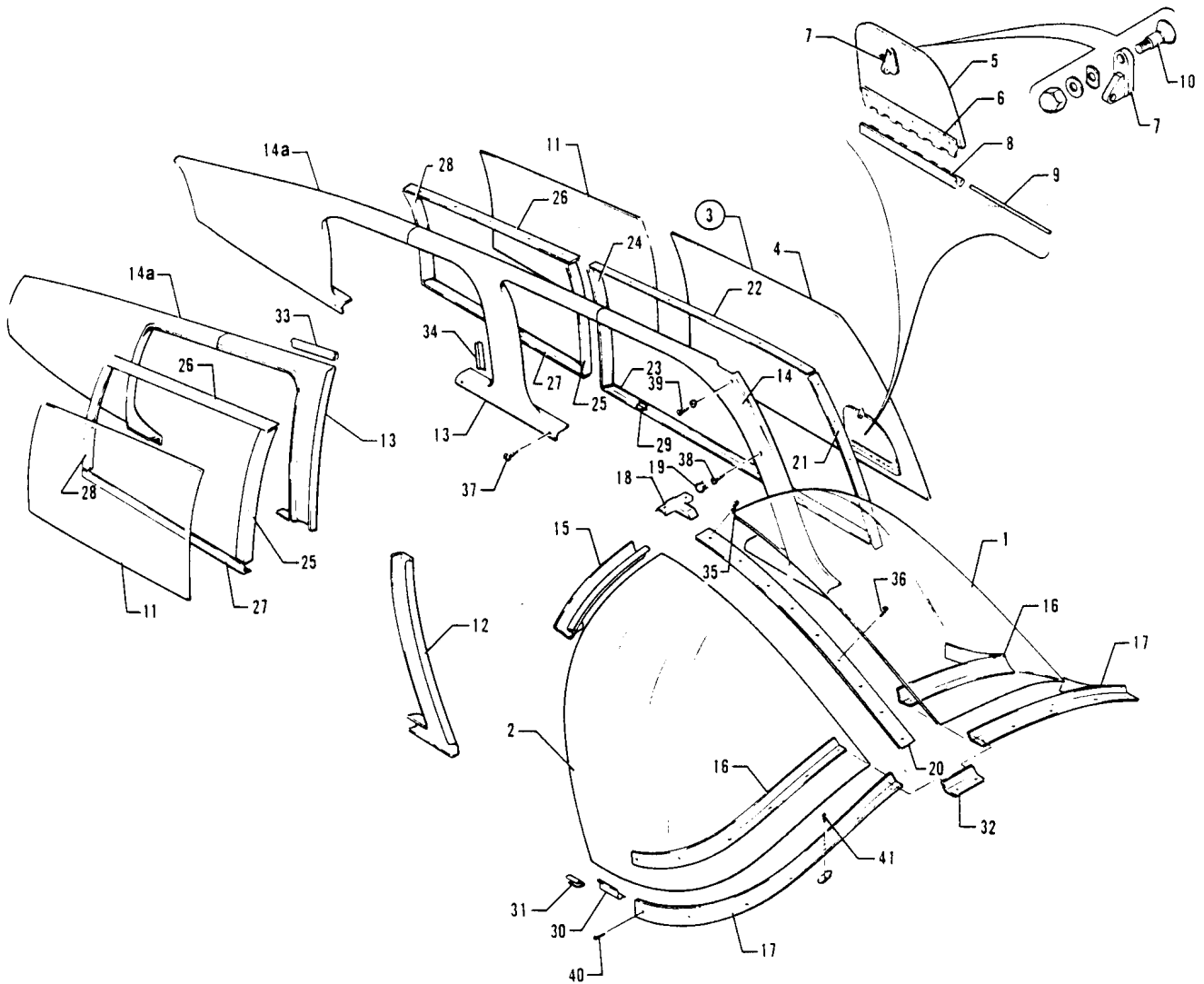


Figure 14. Fuselage Enclosure Installation

Reissued: August 1, 1999

**PIPER AIRCRAFT
PA-28-161 CADET
AIRPLANE PARTS CATALOG**

CODE EXPLANATIONS FOR FIGURE 14

PIPER AIRCRAFT PA-28-161 CADET AIRPLANE PARTS CATALOG

Figure and Index Number	Part Number	Code	Nomenclature	No. Req.	Serial Numbers Affected
14-	63070		DRAWING - Windshield Installation		
	76361		DRAWING - Window Installation		
	79171		DRAWING - Window Frame Installation		
-1	63070-46		WINDSHIELD - Left, clear (.125 thick)	1	
	63070-42		WINDSHIELD - Left, tinted (.125 thick)	1	
	79296-16		WINDSHIELD - Left, clear (.250 thick)	1	
	79296-18		WINDSHIELD - Left, tinted (.250 thick)	1	
-2	63070-45		WINDSHIELD - Right, clear(.125 thick)	1	
	63070-41		WINDSHIELD - Right, tinted (.125 thick)	1	
	79296-17		WINDSHIELD - Right,clear (.250 thidk)	1	
	79296-19		WINDSHIELD - Right, tinted (.250 thick)	1	
-3	65826-05		WINDOW ASSEMBLY - Front, left, clear	1	
	65826-06		WINDOW ASSEMBLY - Front, left, tinted	1	
-4	65798-03		* WINDOW - Front, left, clear	1	
	65798-04		* WINDOW - Front, left, tinted	1	
-5	65896-00		* WINDOWASSEMBLY-Storm, clear	1	
	65896-02		* WINDOWASSEMBLY-Storm, tinted	1	
-6	65895-00		** HINGE - Half	1	
-7	65742-00		* LATCH ASSEMBLY - Storm window	1	
-8	65782-00		* HINGE - Half	1	
-9	63744-09		* PIN - Hinge	1	
-10	79572-00		* SCREW - Storm window attachment	1	
	408 826		* WASHER - Shake proof (3502-10-71)	1	
	407 041		* WASHER - (MS3533841)	1	
	477 696		* NUT - Dome (8061-NP)	1	
-11	76275-00		WINDOW - Center, left, clear (.080 thick)	1	
	76275-02		WINDOW - Center, left, tinted (.080 thick)	1	
	76275-03		WINDOW - Center, left, clear (.125 thick)	1	
	76275-04		WINDOW - Center, left, tinted (.125 thick)	1	
	76276-00		WINDOW - Center, right, dear (.080 thick)	1	
	76276-02		WINDOW - Center, right, tinted (.080 thidk)	1	
	76276-03		WINDOW - Center, right, dear (.125 thick)	1	
	76276-04		WINDOW - Center, right, tinted (.125 thidk)	1	
-12	79171-13		COVER - Window, right	1	
-13	79171-11		COVER ASSEMBLY - Window frame, center,left	1	
	79171-08		COVER ASSEMBLY - Window frame, center, right	1	
-14	79171-14		COVER ASSEMBLY - Window frame, front, left	1	
-14a	79171-17		COVER ASSEMBLY - Rear,left	1	
	79171-18		COVER ASSEMBLY - Rear, right	1	
-15	63149-20		COVER - Windshield bow, upper, left	1	
	63149-21		COVER - WindshieW bow, upper, right	1	
-16	63070-43		COLLAR - Inside, left	1	
	63070-44		COLLAR - Inside, right	1	
-17	63070-11		COLLAR - Outside, left	1	
	63070-05		COLLAR - Outside. right	1	
-18	67556-04		TRIM - Windshield	1	
-19	581 928		BUTTON - Plug (207-200201-00-0103)	10	
-20	79557-00		TRIM STRIP - Windshield. center	1	
-21	79562-00		RETAINER - Front window, front, left	1	
-22	76143-00		RETAINER - Front window top, left	1	
-23	76197-00		RETAINER - Front window bottom, left	1	
-24	63071-12		RETAINER - Front window, rear, left	1	
-25	76264-00		RETAINER - Center window, front, left	1	
	63071-18		RETAINER - Centerwindow, front,right	1	

When ordering, always specify Part Number, Description, and Serial Number of Aircraft

Reissued: August 1, 1999

**PIPER AIRCRAFT
PA-28-161 CADET
AIRPLANE PARTS CATALOG**

Figure and Index Number	Part Number	Code	Nomenclature	No. Req.	Serial Numbers Affected
14-26	76265-00		RETAINER - Center window, top, left	1	
	76266-00		RETAINER - Center window, top, right	1	
-27	76268-00		RETAINER - Center window, bottom, left	1	
	76269 00		RETAINER - Center window, bottom, right	1	
-28	76267-00		RETAINER - Center window, rear, left	1	
	76267-01		RETAINER - Center window, rear, right	1	
-29	99943-00		RETAINER - Side panel	9	
-30	79154-00		RETAINER - Windshield attachment, left	1	
	79155-00		RETAINER - Windshield attachment, right	1	
-31	99943-00		RETAINER - Side panel	2	
-32	69219-00		PLATE - Windshield collar, outside, center	1	
-33	99997-00		EXTRUSION - Vinyl	30'	
-34	78057-00		RETAINER - Window frame extrusion	12'	
-35	415 544		SCREW - (MS35206-244)	1	
-36	415 536		SCREW - (MS35206-246)	8	
-37	419 929		SCREW - (4 x 3/8" L) Type "A"	12	
-38	419 641		SCREW - (4 x 1/2" L) Type "A"	90	
-39	419 681		SCREW - (PS10012-4)	6	
	494 001		WASHER - (PS10016-4)	6	
-40	415 495		SCREW - (MS35206-230)	2	
-41	415 495		SCREW - (MS35206-230)	24	
	406 823		ANCHOR NUT- (NAS666A06K)	24	

When ordering, always specify Part Number, Description, and Serial Number of Aircraft

Reissued: August 1, 1999

PIPER AIRCRAFT
PA-28-161 CADET
AIRPLANE PARTS CATALOG

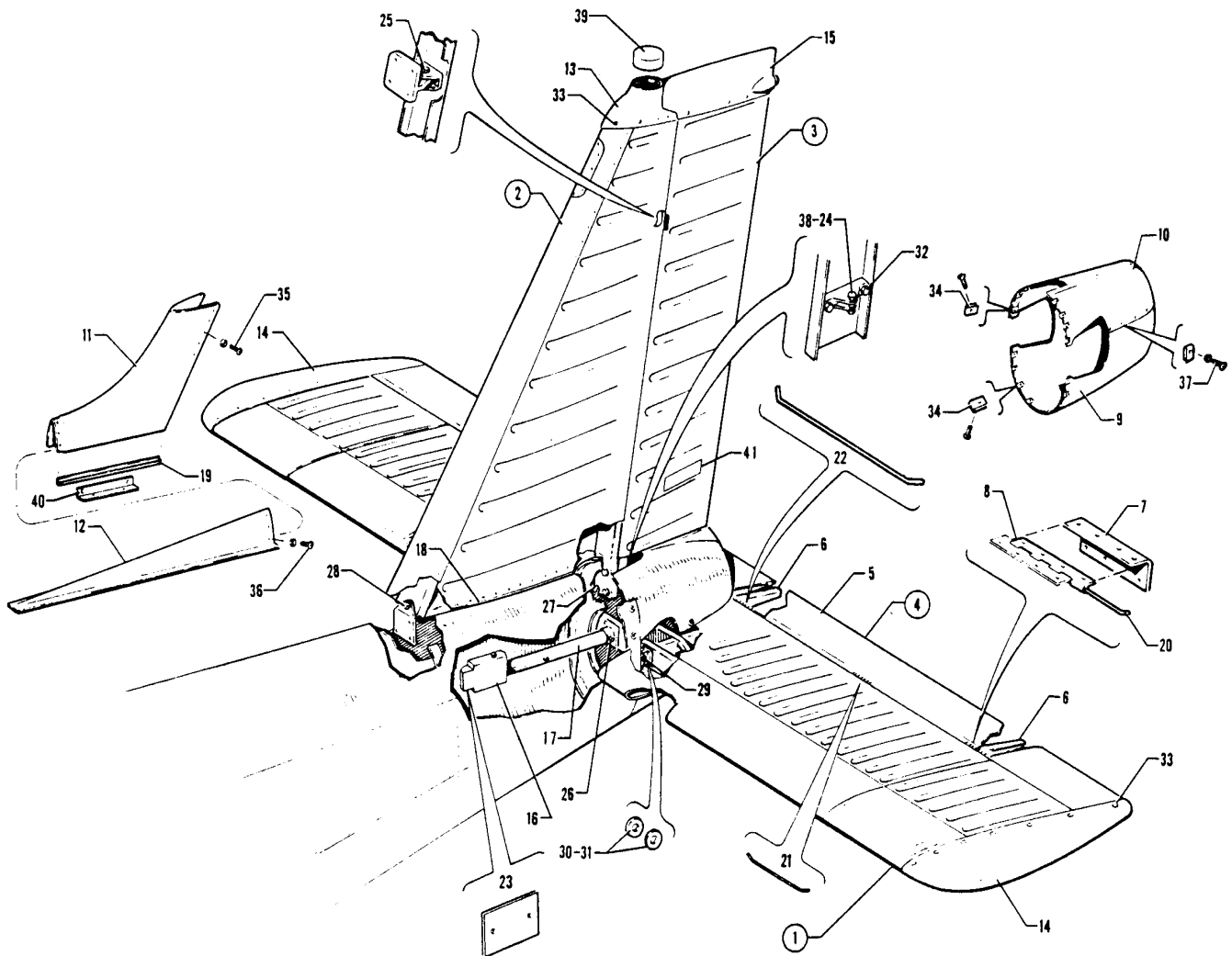


Figure 15. Tail Surfaces Installation

**PIPER AIRCRAFT
PA-28-161 CADET
AIRPLANE PARTS CATALOG**

CODE EXPLANATIONS FOR FIGURE 15

- A - See Figure 16 for component parts.
- B - See Figure 17 for component parts.
- C - See Figure 18 for component parts.

PIPER AIRCRAFT PA-28-161 CADET AIRPLANE PARTS CATALOG

Figure and Index Number	Part Number	Code	Nomenclature	No. Req.	Serial Numbers Affected
15-	62002		DRAWING - Tail Surfaces Installation		
-1	68426-00	A	STABILATOR ASSEMBLY	1	
-2	66975-04	B	FIN ASSEMBLY	1	
-3	65342-02	C	RUDDER ASSEMBLY	1	
-4	63585-00		TAB ASSEMBLY - Stabilator, Left	1	
	63585-01		TAB ASSEMBLY - Stabilator, right	1	
-5	63586-00		* SKIN - Stabilator trim tab, left	1	
	63586-01		* SKIN - Stabilator trim tab, right	1	
-6	63587-00		* RIB - Outboard	1	
	63587-01		* RIB - Inboard	1	
-7	63588-00		* DOUBLER - Tab assembly	3	
-8	63560-02		* HINGE - Half, stabilator tab	3	
-9	66822-09		FAIRING - Tail cone, bottom (PAC 460 024)	1	
-10	66822-10		FAIRING - Tail cone, top (PAC 460 048)	1	
-11	99619-04		FAIRING - Dorsal fin, aft (PAC 460 023)	1	
-12	99621-02		FAIRING - Dorsal fin, forward	1	
-13	65345-03		TIPASSEMBLY - Fin (with cut-out for strobe light)	1	
-14	63584-14		TIPASSEMBLY - Stabilator	2	
-15	36706-02		TIPASSEMBLY - Rudder	1	
-16	99803-00		BALANCE WEIGHTASSEMBLY - Stabilator	1	
-17	69624-02		* TUBE ASSEMBLY - Stabilator	1	
-18	63186-02		MOULDING - Extruded	2	
-19	63186-21		MOULDING - Extruded	2	
-20	62002-02		PIN - Hinge	2	
-21	62002-03		PIN - Hinge	2	
-22	62002-04		PIN - Hinge	1	
-23	96564-00		PLATE - Stabilator balance	AR	
-24	407 564		WASHER - (AN960-10)	AR	
	407 584		WASHER - (AN960-10L)	AR	
-25	400 056		BOLT - (AN3-11)	1	
	407 564		WASHER - (AN960-10)	6	
	407 584		WASHER - (AN960-10L)	2	
	404100		NUT - (AN310-3)	1	
	424 051		COTTER PIN - (MS24665-132)	1	
-26	400 450		BOLT- (AN3-17A)	2	
	407 564		WASHER - (AN960-10)	6	
	404 887		NUT - (MS20365-1032C)	2	
-27	400 003		BOLT - (AN4-6A)	4	
	407 565		WASHER (AN960-416)	8	
	404 888		NUT - (MS20365-428C)	4	
-28	400 003		BOLT- (AN4-6A)	1	
	407 565		WASHER - (AN960-416)	2	
-29	402 680		BOLT - (NAS1104-17)	2	
	407 565		WASHER - (AN960-416)	4	
	404 561		NUT - (H-104)	2	
-30	407 585		WASHER - (AN960-416L)	AR	
-31	407 565		WASHER - (AN960-416)	AR	
-32	553 266		BOLT - (NKN428-3-7)	2	
	404 224		NUT - (AN315 3R)	2	
-33	510 058		SCREW - (NAS514P832-8)	44	
	494 101		WASHER - (PS10092-1-2C)	44	
	477 640		NUT - (PS10062-5-3)	44	
-34	415 179		SCREW - (AN526C-832R8)	16	
	477 640		NUT - (PS10062-5-3)	16	

When ordering, always specify Part Number, Description, and Serial Number of Aircraft

Reissued: August 1, 1999

**PIPER AIRCRAFT
PA-28-161 CADET
AIRPLANE PARTS CATALOG**

Figure and Index Number	Part Number	Code	Nomenclature	No. Req.	Serial Numbers Affected
15-35	410 241		SCREW - (MS24694S-6)	18	
	494 101		WASHER - (PS10092-1-2C)	18	
-36	410 241		SCREW - (MS24694S-6)	6	
	494 101		WASHER - (PS10092-1-2C)	6	
	477 640		NUT - (PS10062-5-3)	6	
-37	414 783		SCREW - (MS24693-C51)	10	
	494 101		WASHER - (PS10092-1-2C)	10	
	477 640		NUT - (PS10062-5-3)	10	
-38	401 269		BOLT - (AN3-10A)	1	
	407 564		WASHER - (AN960-10)	2	
	404 887		NUT - (MS20365-1032C)	1	
-39	63264-00		COVER- Fin tip	1	
-40	79277-00		ANGLE - Dorsal fin fitting, left	1	
	79277-01		ANGLE - Dorsal fin fitting, right	1	
-41	87341-02		PLACARD - Do not push	2	

When ordering, always specify Part Number, Description, and Serial Number of Aircraft

Reissued: August 1, 1999

PIPER AIRCRAFT
PA-28-161 CADET
AIRPLANE PARTS CATALOG

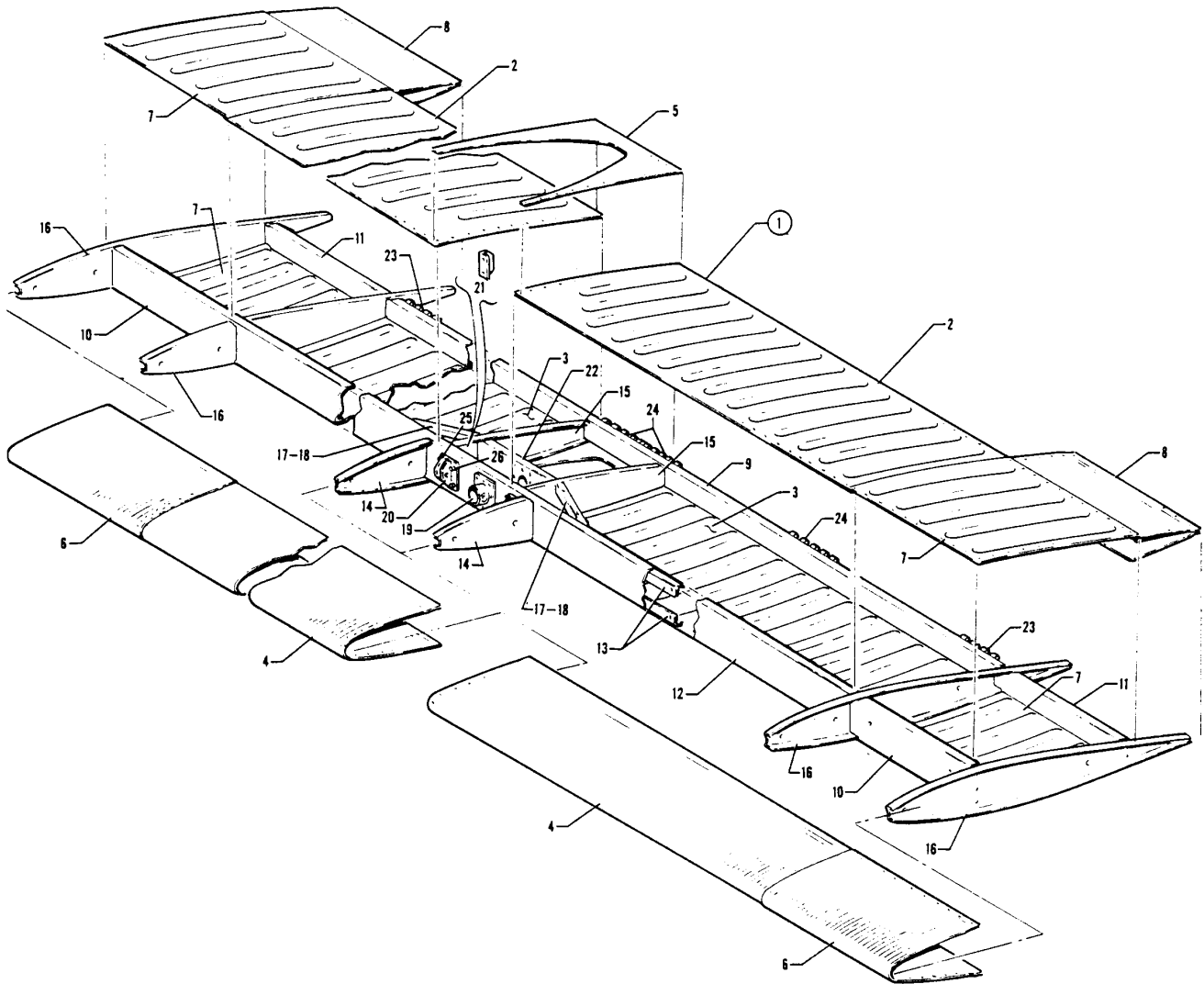


Figure 16. Stabilator Assembly

**PIPER AIRCRAFT
PA-28-161 CADET
AIRPLANE PARTS CATALOG**

CODE EXPLANATIONS FOR FIGURE 16

**PIPER AIRCRAFT
PA-28-161 CADET
AIRPLANE PARTS CATALOG**

Figure and Index Number	Part Number	Code	Nomenclature	No. Req.	Serial Numbers Affected
16-1	68426-00		STABILATOR ASSEMBLY		
-2	63392-00		* SKIN - Stabilator, aft top, left	1	
	63392-01		* SKIN - Stabilator, aft top, right	1	
-3	63393-00		* SKIN - Stabilator, aft bottom, left	1	
	63393-01		* SKIN - Stabilator, aft bottom, right	1	
-4	63573-00		* SKIN - Stabilator, leading edge, left	1	
	63573-01		* SKIN - Stabilator, leading edge, right	1	
-5	63575-00		* SKIN - Stabilator, center, top	1	
	63575-02		* SKIN - Stabilator, center, bottom	1	
-6	68429-00		* SKIN - Stabilator, leading edge, left	1	
	68429-01		* SKIN - Stabilator, leading edge, right	1	
-7	68430-00		* SKIN - Stabilator, top and bottom, left	1	
	684304-0		* SKIN - Stabilator, top and bottom, right	1	
-8	68431-00		* SKIN - Stabilator, top, left, bottom, right	2	
	68431-01		* SKIN - Stabilator, top, right, bottom, left	2	
-9	63572-00		* SPAR - Stabilator, rear	1	
-10	68427-00		* SPAR - Stabilator, outboard, forward	2	
-11	68428-00		* SPAR - Stabilator, outboard, aft	2	
-12	63561-05		* SPAR - Stabilator, main	1	
-13	63562-00		* CAP - Stabilator, spar	2	
-14	63569-00		* RIB - Stabilator, nose	2	
-15	63570-00		* RIB - Stabilator, aft	2	
-16	63571-00		* RIB - Stabilator, tip	4	
-17	63566-03		* STIFFENER - Stabilator, top, left	1	
	63566-02		* STIFFENER - Stabilator, top, right	1	
-18	63566-02		* STIFFENER - Stabilator, bottom, left	1	
	63566-03		* STIFFENER - Stabilator, bottom, right	1	
-19	63567-00		* FITTING - Balance weight attachment	2	
-20	63563-00		* FITTING - Stabilator hinge	2	
-21	63564-00		* ANGLE - Stabilator	2	
-22	63565-02		* CLOSURE	1	
-23	63560-02		* HINGE - Extruded, outboard	2	
-24	63560-03		* HINGE - Extruded, inboard and center	4	
-25	400 003		* BOLT- (AN4-6A)	4	
	407 565		* WASHER - (AN960416)	8	
	404 888		* BOLT - (AN4-7A)	4	
-26	400 004		* BOLT- (AN4-7A)	4	
	407 565		* WASHER - (AN960416)	8	
	404 888		* NUT - (MS20365428)	4	

When ordering, always specify Part Number, Description, and Serial Number of Aircraft

Reissued: August 1, 1999

**PIPER AIRCRAFT
PA-28-161 CADET
AIRPLANE PARTS CATALOG**

THIS PAGE INTENTIONALLY LEFT BLANK

PIPER AIRCRAFT
PA-28-161 CADET
AIRPLANE PARTS CATALOG

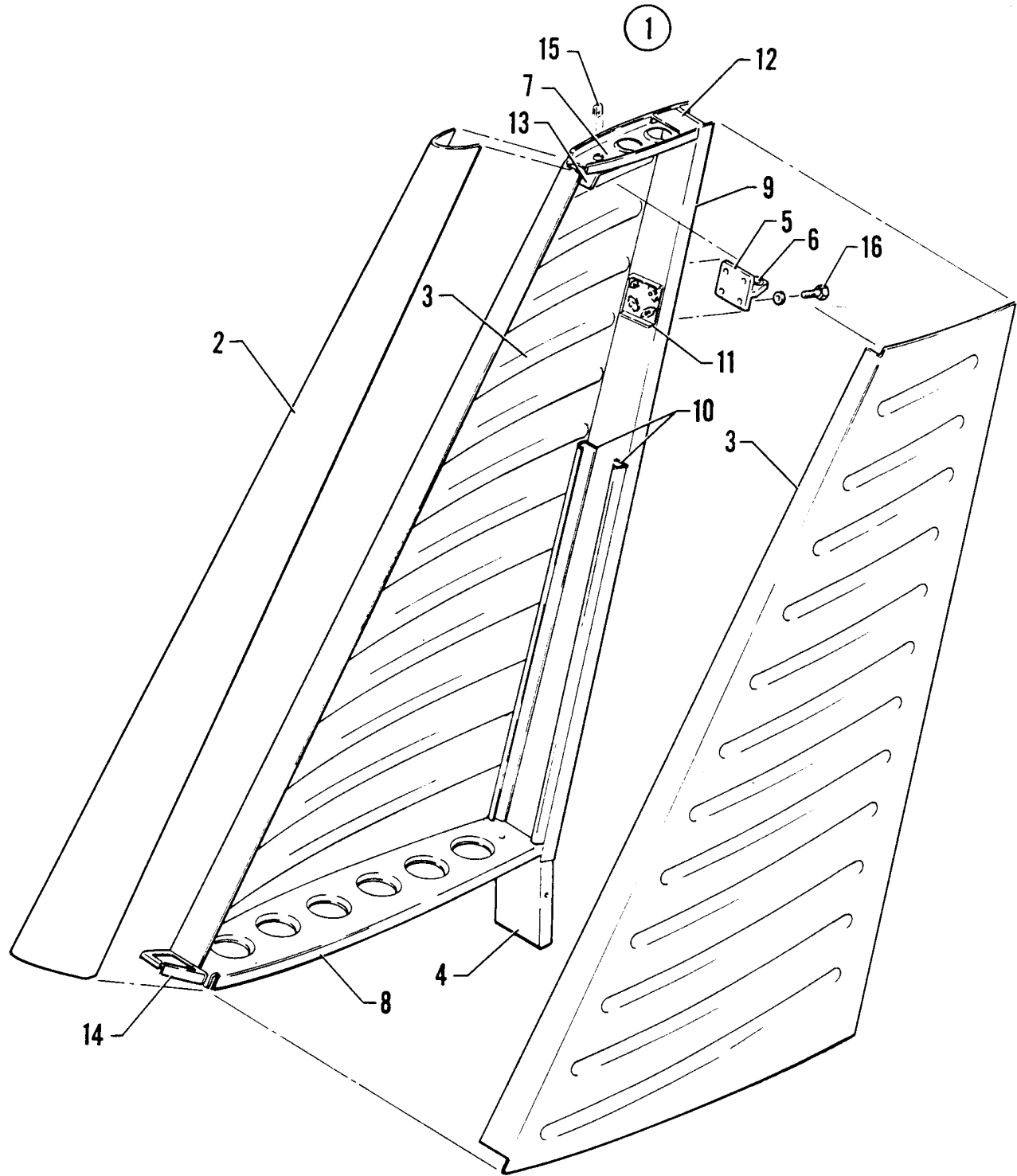


Figure 17. Fin Assembly

Reissued: August 1, 1999

**PIPER AIRCRAFT
PA-28-161 CADET
AIRPLANE PARTS CATALOG**

CODE EXPLANATIONS FOR FIGURE 17

**PIPER AIRCRAFT
PA-28-161 CADET
AIRPLANE PARTS CATALOG**

Figure and Index Number	Part Number	Code	Nomenclature	No. Req.	Serial Numbers Affected
17-1	66975-04		FIN ASSEMBLY	1	
-2	63513-00		* SKIN ASSEMBLY- Fin nose	1	
-3	63398-00		* SKIN - Fin left	1	
	63398-01		* SKIN - Fin right	1	
-4	63501-03		* FITTING -Fin root	1	
-5	63502-00		* HINGE ASSEMBLY- Fin	1	
-6	452 387		* * BEARING - (KP3A)	1	
-7	66972-00		* RIB ASSEMBLY - Fin top	1	
-8	63506-00		* RIB ASSEMBLY - Fin bottom	1	
-9	63504-00		* SPAR - Fin rear	1	
-10	65034-00		* STIFFENER - Fin spar left	1	
	65034-01		* STIFFENER - Fin spar right	1	
-11	63509-00		* DOUBLER ASSEMBLY - Fin	1	
-12	63515-00		* BRACKET- Fin antenna	1	
-13	63510-00		* CUP - Fin	1	
-14	79268-00		* RIB - Fin nose	1	
-15	477 672		* NUT - (MU-832-38-.025x .050-L-F-10)	10	
-16	401 266		* BOLT - (AN3-5A)	4	
	407 584		* WASHER - (AN960-10L)	4	

When ordering, always specify Part Number, Description, and Serial Number of Aircraft

Reissued: August 1, 1999

**PIPER AIRCRAFT
PA-28-161 CADET
AIRPLANE PARTS CATALOG**

THIS PAGE INTENTIONALLY LEFT BLANK

PIPER AIRCRAFT
PA-28-161 CADET
AIRPLANE PARTS CATALOG

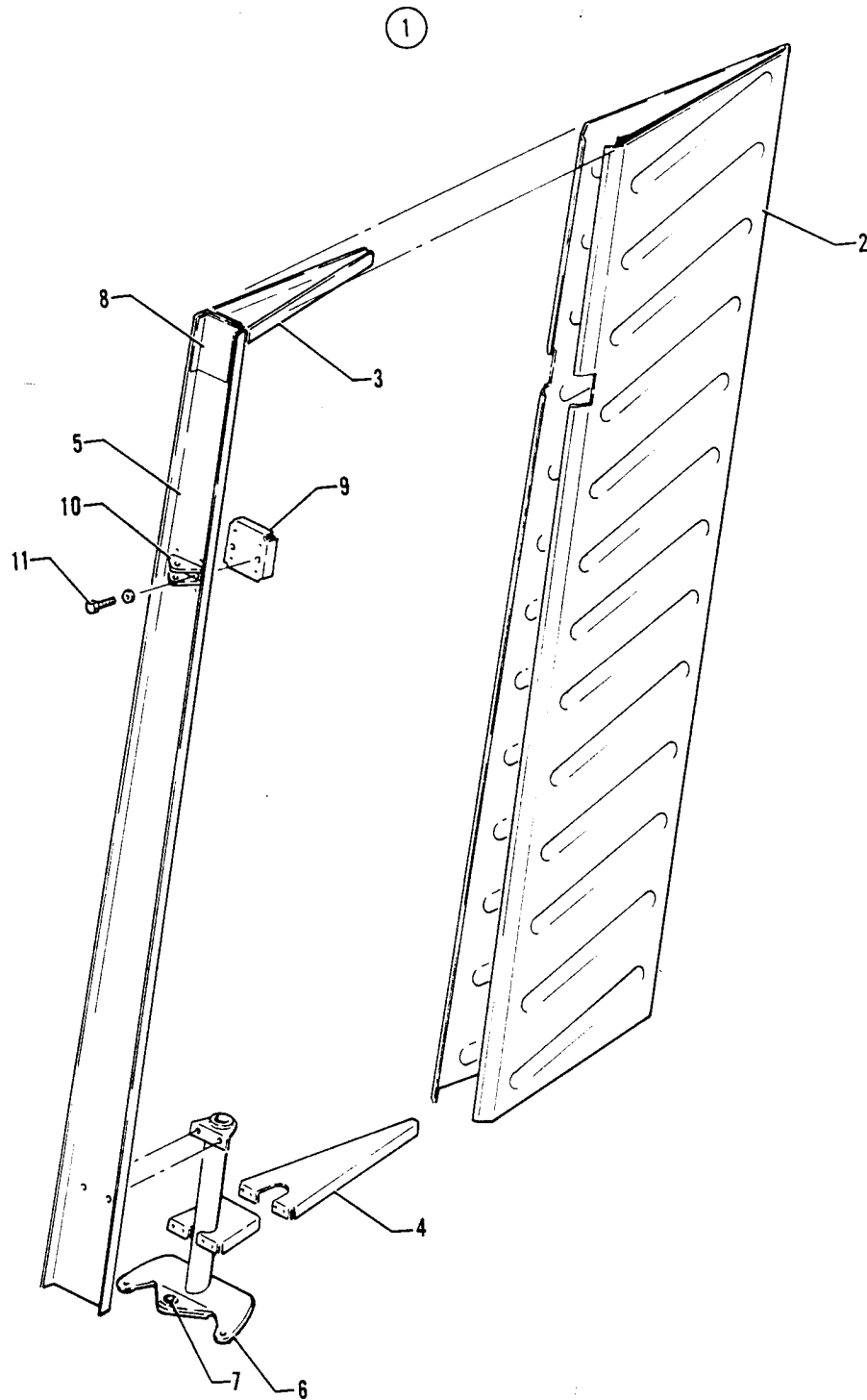


Figure 18. Rudder Assembly

**PIPER AIRCRAFT
PA-28-161 CADET
AIRPLANE PARTS CATALOG**

CODE EXPLANATIONS FOR FIGURE 18

**PIPER AIRCRAFT
PA-28-161 CADET
AIRPLANE PARTS CATALOG**

Figure and Index Number	Part Number	Code	Nomenclature	No. Req.	Serial Numbers Affected
18-1	65342-02		RUDDER ASSEMBLY	1	
-2	63396-02		* SKIN - Rudder	1	
-3	63545-00		* RIB - Rudder, top	1	
-4	63544-00		* RIB - Rudder, bottom	1	
-5	63543-00		* SPAR- Rudder	1	
-6	63546-00		* HORN ASSEMBLY - Rudder	1	
-7	452 387		** BEARING - (KP3A)	1	
-8	65341-00		* DOUBLER - Rudder top	1	
-9	63395-00		* DOUBLER ASSEMBLY - Rudder	1	
-10	63550-00		* FITTING - Rudder hinge	1	
-11	400 438		* BOLT - (AN3-4A)	2	
	407 584		* WASHER - (AN960-10L)	2	

When ordering, always specify Part Number, Description, and Serial Number of Aircraft

Reissued: August 1, 1999

**PIPER AIRCRAFT
PA-28-161 CADET
AIRPLANE PARTS CATALOG**

THIS PAGE INTENTIONALLY LEFT BLANK

PIPER AIRCRAFT
PA-28-161 CADET
AIRPLANE PARTS CATALOG

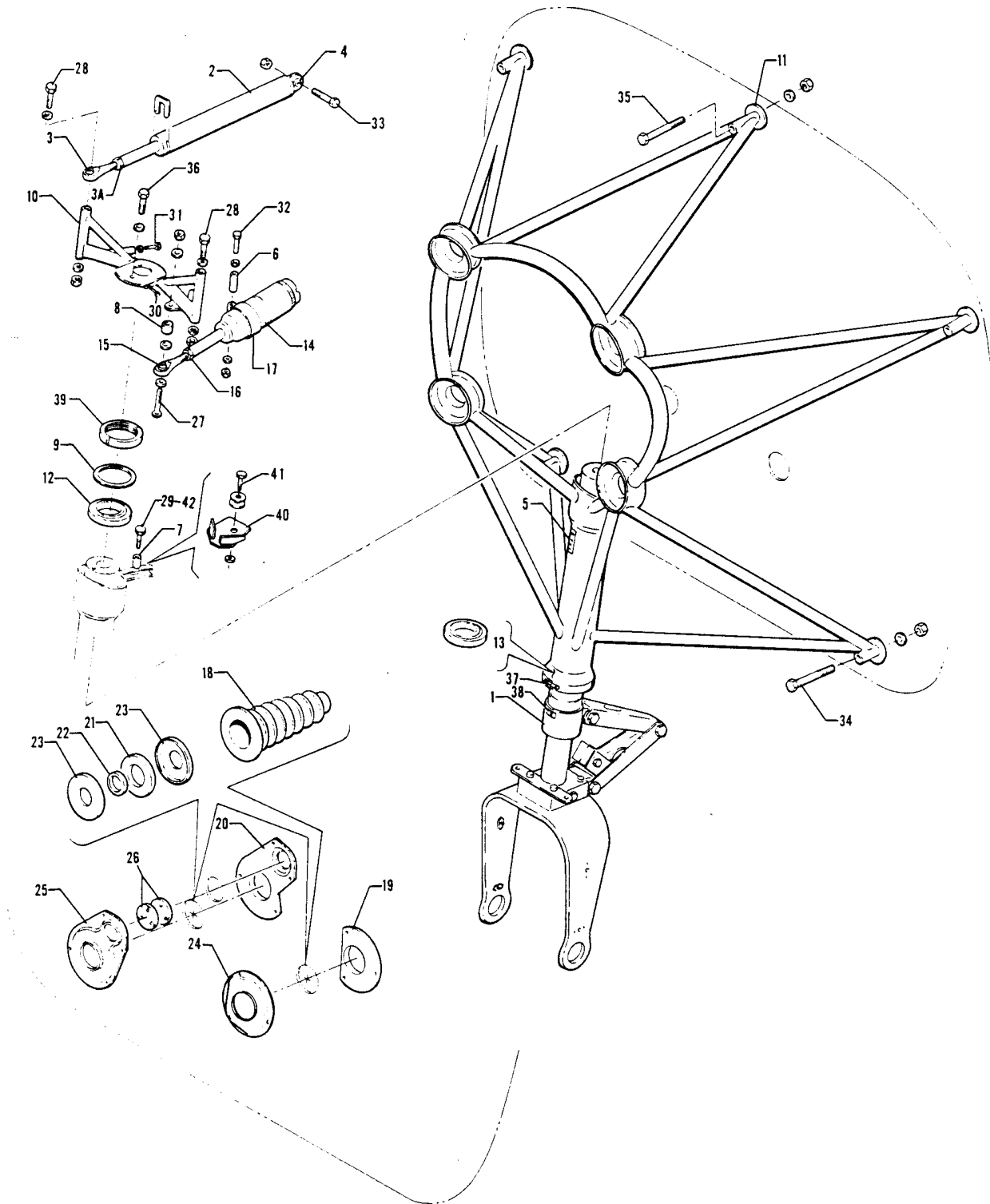


Figure 19. Nose Gear Installation

Reissued: August 1, 1999

**PIPER AIRCRAFT
PA-28-161 CADET
AIRPLANE PARTS CATALOG**

CODE EXPLANATIONS FOR FIGURE19

A - See Figure 20 for component parts.

PIPER AIRCRAFT PA-28-161 CADET AIRPLANE PARTS CATALOG

Figure and Index Number	Part Number	Code	Nomenclature	No. Req.	Serial Numbers Affected
19-	35107		DRAWING - Nose Landing Gear Installation		
-1	35123-03	A	STRUTASSEMBLY - Nose (less tire, tube and wheel assembly)	1	
-2	35262-02		BUNGEE ASSEMBLY - Nose wheel	2	
	87468-02		• ROD ASSEMBLY - Nose wheel steering	2	
-3	452 605		• BEARING - (NAS659-3-5) (5/16" male threads)	1	
-3a	404 323		• NUT - (AN316-5R)	1	
-4	452 341		• BEARING - (PS10020-9-3)	1	
-5	69669-27		PLACARD - Oleo service instruction	1	
-6	63900-41		BUSHING	1	
-7	63900-138		BUSHING	1	
-8	95061-118		BUSHING	1	
-9	85012-72		WASHER - Nose gear strut	1	
-10	35192-00		HORN ASSEMBLY - Nose wheel steering	1	
-11	35122-20		MOUNTASSEMBLY- Engine	1	
-12	452419		BEARING-Nose gear, upper (15266-00)	1	
-13	452 332		BEARING - Nose gear, lower (KP33B)	1	
-14	456 015		DAMPENER ASSEMBLY- Shimmy (PS50152-5)	1	
-15	452 334		• BEARING - (PS10020-1-6RX)	1	
-16	404 225		• NUT - (AN315-4R)	1	
	407 136		• WASHER - (AN936-A416)	1	
-17	66750-00		CLAMPASSEMBLY- Shimmy dampener	1	
-18	35270-00		BOOT - Nose wheel bungee	2	
-19	35281-00		PLATE- Bungee seal	1	
-20	35432-00		PLATE - Bungee seal	1	
-21	35282-00		RING- Bungee seal	2	
-22	63656-02		PACKING - Seal	2	
-23	35283-00		HOUSING - Bungee seal	4	
-24	35284-02		HOUSING - Bungee seal	1	
-25	35433-00		HOUSING - Seal ring retainer	1	
-26	63915-17		DISC - Firewall seal	2	
-27	400 444		BOLT- (AN3-13A)	1	
	62833-10		WASHER - (.56 O.D.)	1	
	407 564		WASHER- (AN960-10)	1	
	404 887		NUT- (MS20365-1032C)	1	
-28	400 462		BOLT- (AN3-37A)	2	
	62833-10		WASHER - (.56 O.D.)	2	
	407 584		WASHER - (AN960-10L)	2	
	404 887		NUT- (MS20365-1032C)	2	
-29	424 226		PIN - (MS20392-3C59)	1	
	407 585		WASHER - (AN960-41 6L)	1	
	424 051		COTTER PIN - (MS24665-132)	1	
-30	402 324		BOLT - (AN174-25A)	1	
	407 585		WASHER - (AN960-416L)	1	
	404 836		NUT- (MS20364-428C)	1	
-31	402 775		BOLT- (NAS4-12)	2	
	404 322		NUT - (AN316-4R)	2	
-32	400 058		BOLT - (AN3-13)	1	
	407 584		WASHER - (AN960-10L)	2	
	404 100		NUT- (AN310-3)	1	
	424 051		COTTER PIN - (MS24665-132)	1	
-33	400 440		BOLT- (AN3-6A)	2	
	404 887		NUT- (MS20365-1032C)	2	

When ordering, always specify Part Number, Description, and Serial Number of Aircraft

Reissued: August 1, 1999

**PIPER AIRCRAFT
PA-28-161 CADET
AIRPLANE PARTS CATALOG**

Figure and Index Number	Part Number	Code	Nomenclature	No. Req.	Serial Numbers Affected
19-34	401 405		BOLT- (AN6-25A)	4	
	407 567		WASHER - (AN960-616)	4	
	477 887		NUT - (PS10062-8-624C)	4	
-35	401 415		BOLT - (AN6-35A)	1	
	407 567		WASHER - (AN960-616)	1	
	477 887		NUT - (PS10062-8-624C)	1	
-36	401 918		BOLT- (AN74A-3)	1	
	407 585		WASHER - (AN960-16L)	1	
-37	35669-04		PLACARD - Tum limit	1	
-38	35669-05		PLACARD - Tum limit center mark	1	
-39	13071-00		NUT - Nose gear	1	
-40	87469-02		STOPASSEMBLY - Nose wheel	1	
-41	400 002		BOLT- (AN4-5A)	1	
	407 565		WASHER - (AN960-16)	1	
	407 585		WASHER - (AN960-16L)	1	
	404 888		NUT - (MS20365-428C)	1	
-42	400 059		BOLT- (AN3-14)	1	
	407 564		WASHER - (AN960-10)	1	
	407 584		WASHER - (AN960-IOL)	1	
	63900-41		BUSHING	1	
	404100		NUT- (AN310-3)	1	
	424 051		COTTER PIN - (MS24665-132)	1	

When ordering, always specify Part Number, Description, and Serial Number of Aircraft

PIPER AIRCRAFT
PA-28-161 CADET
AIRPLANE PARTS CATALOG

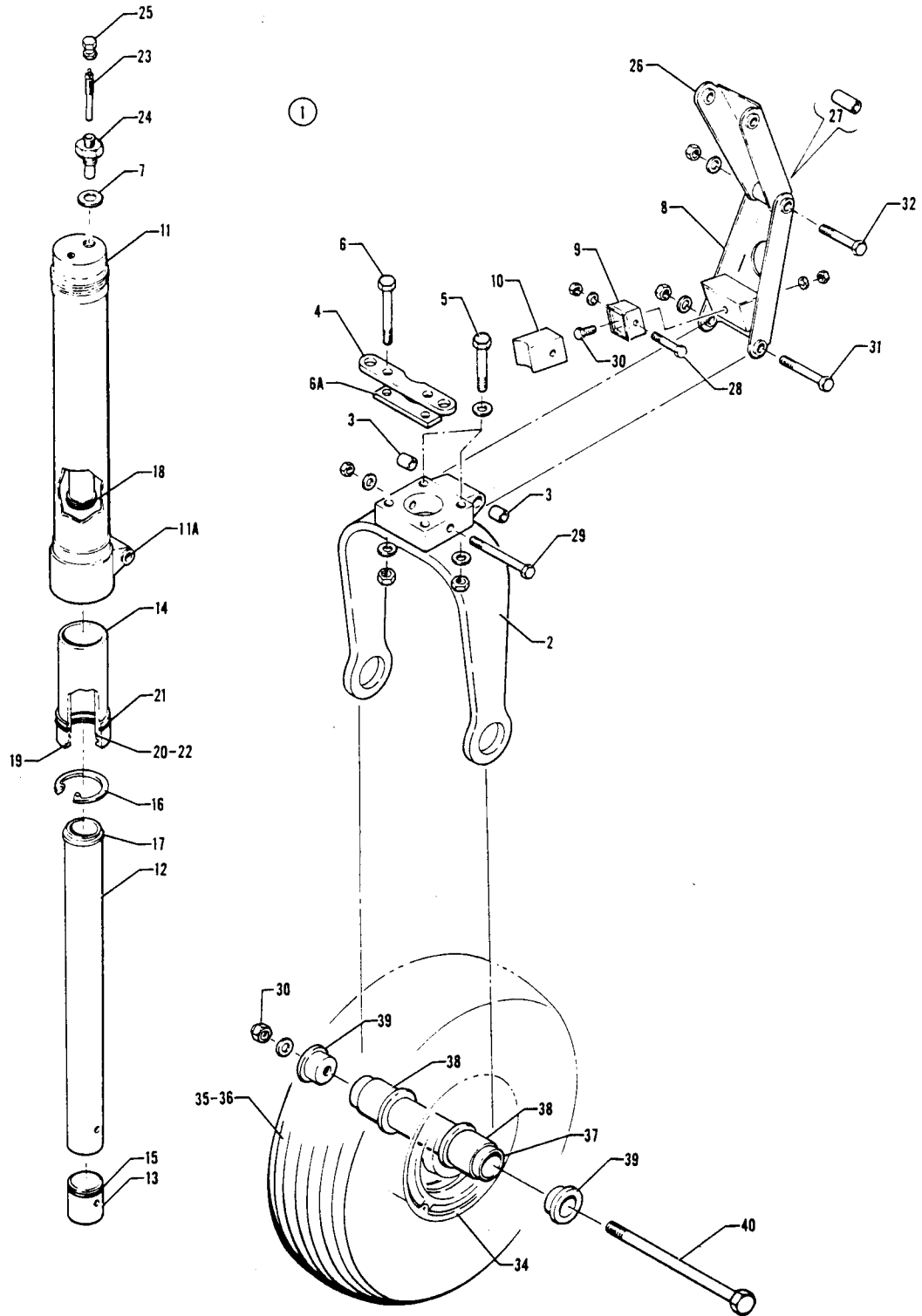


Figure 20. Nose Gear Strut Assembly

**PIPER AIRCRAFT
PA-28-161 CADET
AIRPLANE PARTS CATALOG**

CODE EXPLANATIONS FOR FIGURE 20

- A - See Figure 21 for component parts.
- B - Before ordering tube assembly, ascertain if the top of the nose wheel piston bearing (item no. 14) incorporates a .20 inch long by .028 inch deep chamfer in the outer diameter. If the chamfer does not exist, also order a new piston bearing P/N 66843-02.

PIPER AIRCRAFT PA-28-161 CADET AIRPLANE PARTS CATALOG

Figure and Index Number	Part Number	Code	Nomenclature	No. Req.	Serial Numbers Affected
20-	35107		DRAWING - Nose Landing Gear Installation		
-1	35123-03		STRUTASSEMBLY - Nose (less tire, tube and wheel assembly)	1	
-2	35123-02		* FORK ASSEMBLY - Nose wheel	1	
-3	452 766		** BEARING - Block assembly (P32-4)	2	
-4	65276-02		** LINK - Tow bar	1	
-5	401 195		** BOLT- (AN5-17A)	2	
	407 586		** WASHER - (AN960-516L)	4	
	404 889		** NUT - (MS20365-524C)	2	
-6	401 361		** BOLT- (AN5-22A)	1	
	407 586		** WASHER - (AN960-516L)	1	
	404 889		** NUT - (MS20365-524C)	1	
-6a	65432-00		** SPACER - Toe bar link	1	
-7	462 024		* GASKET - Air valve (AN901-5A)	1	
-8	63383-00		* LINK ASSEMBLY - Nose wheel lower	1	
-9	79071-00		* BRACKETASSEMBLY - Bumper block	1	
-10	79072-00		* BLOCK - Bumper rubber	1	
-11	65007-04	B	*TUBE ASSEMBLY - Outer	1	
-11a	452 766		** BEARING- (P32-4)	2	
-12	65280-00		* TUBE - Landing gear strut, inner	1	
-13	15206-02		* PLUG - Nose wheel oleo piston tube	1	
-14	66843-02		* BEARING - Nose wheel piston	1	
-15	484 733		* RING - "O" piston tube (15207-00)	1	
-16	484 705		* RING - Retaining (5000 200)	1	
-17	484 720		* SNAP RING (3478)	1	
-18	484 683		* RING - Piston (R19046)	1	
-19	187 625		* STRIP - Wiper (10V70) (5-1/4" L)	1	
-20	484 770		* PACKING - Quad ring (4222)	1	
-21	462 050		* PACKING - "O" ring (AN6230-2)	1	
-22	494 025		* WASHER - Back up (AN6246-27)	1	
-23	455 124		* CORE - (AN809-1) Air valve	1	
-24	453 124		* VALVE - (AN812-11) Air valve	1	
-25	454 053		* CAP - (AN8 13-1B) Air valve	1	
-26	13074-02		* LINK ASSEMBLY - Nose wheel, upper	1	
-27	452 766		** BEARING - (P324)	2	
-28	401 273		* BOLT- (AN34A)	1	
	407 564		* WASHER - (AN960-10)	2	
	404 887		* NUT - (MS20365-1032C)	1	
-29	401 330		* BOLT - (AN4-32A)	1	
	407 565		* WASHER - (AN960-416)	1	
	404 888		* NUT - (MS20365-28C)	1	
-30	400 438		* BOLT-(AN3-4A)	1	
	407 564		* WASHER - (AN960-10)	1	
	404 887		* NUT-(MS20365-1032C)	1	
-31	401 370		* BOLT - (AN5-31A)	2	
	407 566		* WASHER - (AN960-516)	2	
	404 889		* NUT - (MS20365-524C)	2	
-32	401 359		* BOLT- (AN5-20A)	1	
	407 566		* WASHER - (AN960-516)	1	
	404 889		* NUT - (M520365-524C)	1	
-33	407 567		WASHER - (AN960-616)	2	
	404 890		NUT- (MS20364-624C)	2	
-34	551 792	A	WHEELASSEMBLY- Nose (40-77B) Cleveland (PS50035-24)	1	
-35	551 653		TIRE - (5.00 x 5, 4 ply) McCreary (PS50119-1A)	1	
-36	451 739		TUBE - (5.00x 5)	1	

When ordering, always specify Part Number, Description, and Serial Number of Aircraft

Reissued: August 1, 1999

**PIPER AIRCRAFT
PA-28-161 CADET
AIRPLANE PARTS CATALOG**

Figure and Index Number	Part Number	Code	Nomenclature	No. Req.	Serial Numbers Affected
20-37	35156-00		AXLE - Nose wheel	1	
-38	35157-00		SPACER ASSEMBLY - Axle	2	
-39	35158-00		PLUG - Axle	2	
-40	401 450		BOLT - Axle (AN6-70A)	1	

When ordering, always specify Part Number, Description, and Serial Number of Aircraft

Reissued: August 1, 1999

PIPER AIRCRAFT
PA-28-161 CADET
AIRPLANE PARTS CATALOG

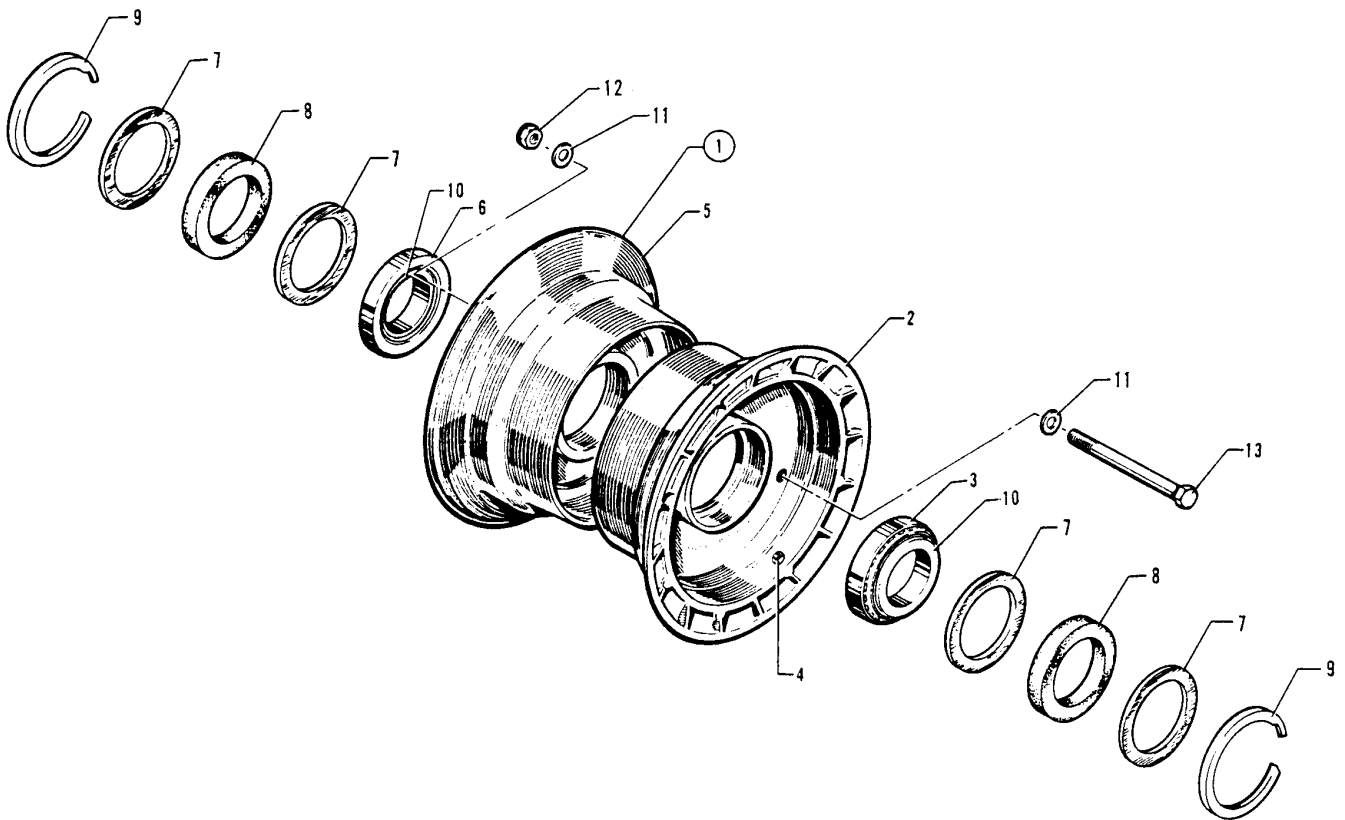


Figure 21. Nose Wheel Assembly (Cleveland)

**PIPER AIRCRAFT
PA-28-161 CADET
AIRPLANE PARTS CATALOG**

CODE EXPLANATIONS FOR FIGURE 21

**PIPER AIRCRAFT
PA-28-161 CADET
AIRPLANE PARTS CATALOG**

Figure and Index Number	Part Number	Code	Nomenclature	No. Req.	Serial Numbers Affected
21-1	551 792		WHEELASSEMBLY-Nose (40-77B)	1	
-2	756 667		* WHEEL HALF ASSEMBLY - Outer (162-53) (with valve hole)	1	
-3	757 831		* CUP-Bearing (08231)	1	
-4	755 048		** GROMMET - (217-00100)	1	
-5	756 668		* WHEEL HALF ASSEMBLY - Inner (161-55)	1	
-6	757 831		** CUP - Bearing (08231)	1	
-7	756 007		* RING - Grease seal (153-8)	4	
-8	754 804		* FELT - Grease seal (154-6)	2	
-9	756 008		* RING - Snap (155-2)	2	
-10	750 063		* BEARING - Cone (08125)	2	
-11	407 565		* WASHER - Wheel bolt (AN960-16)	6	
-12	404 888		* NUT - Wheel bolt (AN365-28)	3	
-13	400 015		* BOLT - Wheel (AN4-22A)	3	

When ordering, always specify Part Number, Description, and Serial Number of Aircraft

Reissued: August 1, 1999

**PIPER AIRCRAFT
PA-28-161 CADET
AIRPLANE PARTS CATALOG**

THIS PAGE INTENTIONALLY LEFT BLANK

PIPER AIRCRAFT
PA-28-161 CADET
AIRPLANE PARTS CATALOG

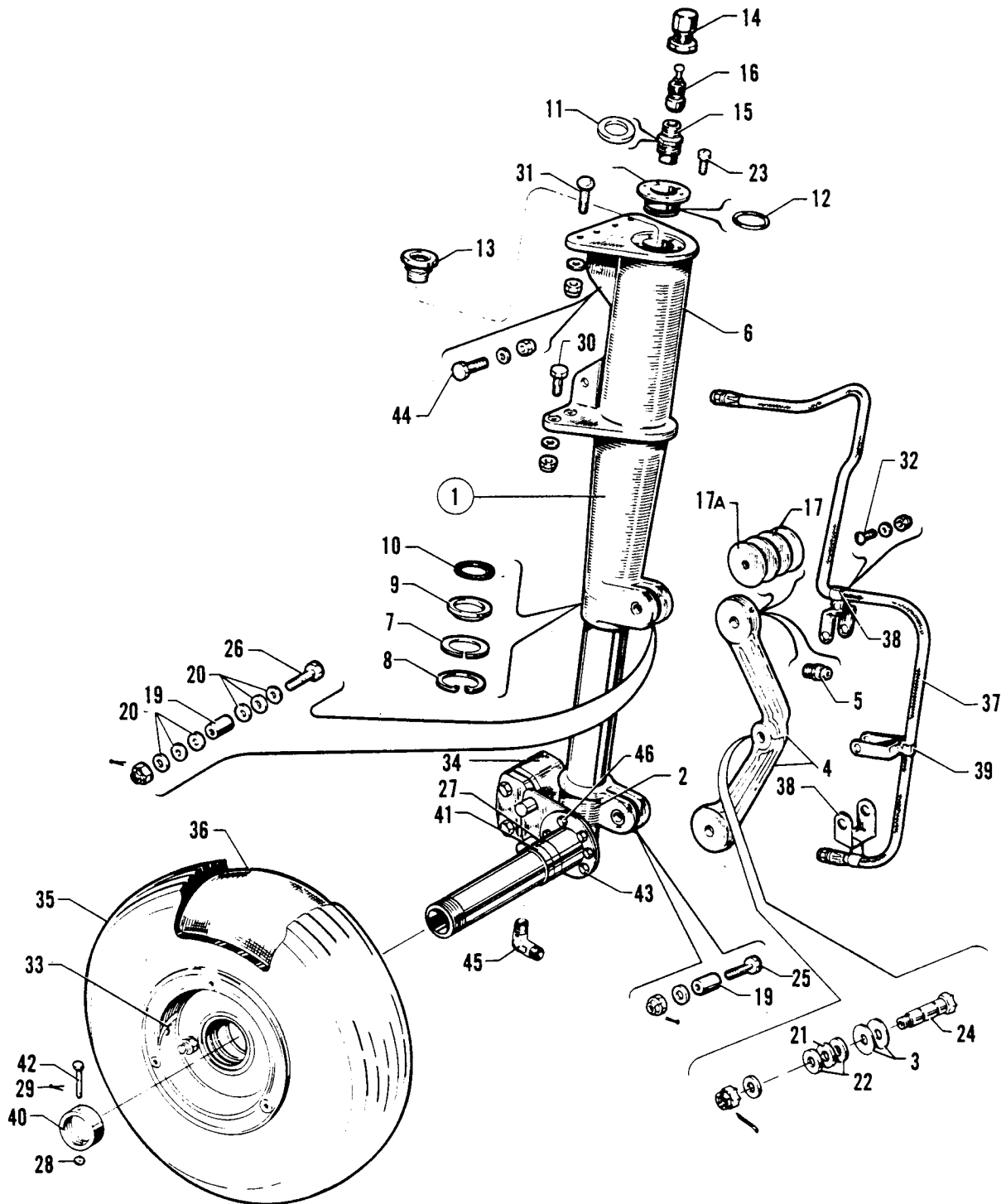


Figure 22. Main Gear Installation

Reissued: August 1, 1999

**PIPER AIRCRAFT
PA-28-161 CADET
AIRPLANE PARTS CATALOG**

CODE EXPLANATIONS FOR FIGURE 22

- A - See Figure 23 for component parts.
- B - See Figure 24 for component parts.

PIPER AIRCRAFT PA-28-161 CADET AIRPLANE PARTS CATALOG

Figure and Index Number	Part Number	Code	Nomenclature	No. Req.	Serial Numbers Affected
22	62211		DRAWING - Main Gear Installation		
-1	35644-04		GEAR ASSEMBLY - Main, left (less tire, tube, wheel and brake assembly)	1	
	35644-05		GEAR ASSEMBLY - Main, right (less tire, tube, wheel and brake assembly)	1	
-2	78738-02		* STUB AXLE AND OLEO PISTON ASSEMBLY - Left	1	
	78738-03		* STUB AXLE AND OLEO PISTON ASSEMBLY - Right	1	
-3	62833-27		* WASHER - Torque link bolt	2	
-4	78033-00		* LINK ASSEMBLY-Torque	2	
-5	460 691		* * FITTING - Lubricator (AN944-101)	2	
-6	65319-04		* CYLINDER	1	
-7	63307-00		* RING - Piston spacer	1	
-8	63314-00		* RETAINING RING - Piston	1	
-9	486 188		* RING - Scraper - (AN6231-18)	1	
-10	484 769		* PACKING - Quad ring (4326)	1	
-11	462 024		* GASKET - Air valve (AN901-5A)	1	
-12	484 792		* PACKING- "O" Ring (MS28775-218)	1	
-13	65430-03		* ORIFICE ASSEMBLY	1	
-14	454 053		* CAP -Air valve (AN813-1B)	1	
-15	453 124		* VALVE - Air (AN812-1)	1	
-16	455 124		* CORE - Air valve (AN809-1)	1	
-17	63311-00		* WASHER - Bearing (.063 thick)	4	
-17a	63311-03		* WASHER - Bearing (.005 thick)	AR	
-18	63315-00		* CYLINDER HEAD	1	
-19	63310-00		* SPACER - Torque link	2	
-20	407 566		* WASHER - (AN960-516)	3	
	407 586		* WASHER - (AN960-51 6L)	AR	
-21	63312-00		* WASHER - Torque link spacer	1	
-22	63312-02		* WASHER-Torque link bolt	2	
-23	401 918		* BOLT - (AN74-A3)	6	
-24	400 302		* BOLT - Main gear torque (AN8-21)	1	
	404 105		* NUT- (AN310-8)	1	
	407 589		* WASHER - (AN960-816L)	2	
	407 569		* WASHER - (AN960-816)	1	
	424 059		* COTTER PIN - (M524665-283)	1	
-25	400 165		* BOLT - (AN5-22)	1	
	407 566		* WASHER - (AN960-516)	3	
	407 586		* WASHER - (AN960-516L)	3	
	404 122		* NUT- (AN310-C5)	1	
	424 095		* PIN - Cotter (MS24665-151)	1	
-26	400 166		* BOLT - (ANS-23)	1	
	407 566		* WASHER - (AN960-516)	AR	
	407 586		* WASHER - (AN960-516L)	AR	
	404 122		* NUT - (AN310-C5)	1	
	424 095		* PIN - Cotter (MS24665-151)	1	
-27	63308-00		SPACER - Wheel (.50 wide)	1	
-28	507 150		WASHER - (MS15795-804)	2	
-29	424 051		PIN - Cotter (MS24665-132)	2	
-30	401 311		BOLT- (AN4-11A)	4	
	404 565		WASHER- (AN960416)	4	
	404 888		NUT- (MS20365-428C)	4	
-31	416 346		SCREW - (AN525416-20)	4	
	404 565		WASHER - (AN960416)	4	
	404 888		NUT- (MS20365-428C)	4	

When ordering, always specify Part Number, Description, and Serial Number of Aircraft

Reissued: August 1, 1999

**PIPER AIRCRAFT
PA-28-161 CADET
AIRPLANE PARTS CATALOG**

Figure and Index Number	Part Number	Code	Nomenclature	No. Req.	Serial Numbers Affected
22-32	415 518		SCREW - (MS35206-228)	3	
	407 562		WASHER - (AN960-6)	6	
	404 909		NUT - (MS20365-632C)	3	
-33	551 764	A	WHEELASSEMBLY - (6.00 x 6) (40 86B)	2	
-34	551 705	B	BRAKE ASSEMBLY - (30-55)	2	
-35	761 970		TIRE - (6.00 x 6 4 ply) B. F. Goodrich	2	
	761 994		TIRE - (6.00 x 6 4 ply) McCreary Airhawk	2	
-36	451 735		TUBE - (6.00 x 6)	2	
-37	63901-17		HOSE - Brake line	1	
-38	63332-03		CLIP - Hose, top and bottom	2	
-39	63332-05		CLIP - Hose, center	1	
-40	66820-00		NUT - Wheel retainer	1	
-41	63484-00		SPACER - Main gear axle (.153 wide)	1	
-42	424 163		PIN - Clevis (AN392-53)	2	
-43	400 003		BOLT - (AN4-6A)	6	
	407 565		WASHER - (AN960-416)	9	
	406 637		NUT - (H10-4)	6	
-44	400 003		BOLT - (AN4-6A)	2	
	407 565		WASHER - (AN960-416)	2	
	404 888		NUT - (MS20365-428C)	2	
-45	458 894		ELBOW - (AN822-4D)	2	
-46	400 003		BOLT - (AN4-6A)	6	
	407 565		WASHER - (AN960-416)	9	
	406 637		NUT - (H10-4)	6	

When ordering, always specify Part Number, Description, and Serial Number of Aircraft

PIPER AIRCRAFT
PA-28-161 CADET
AIRPLANE PARTS CATALOG

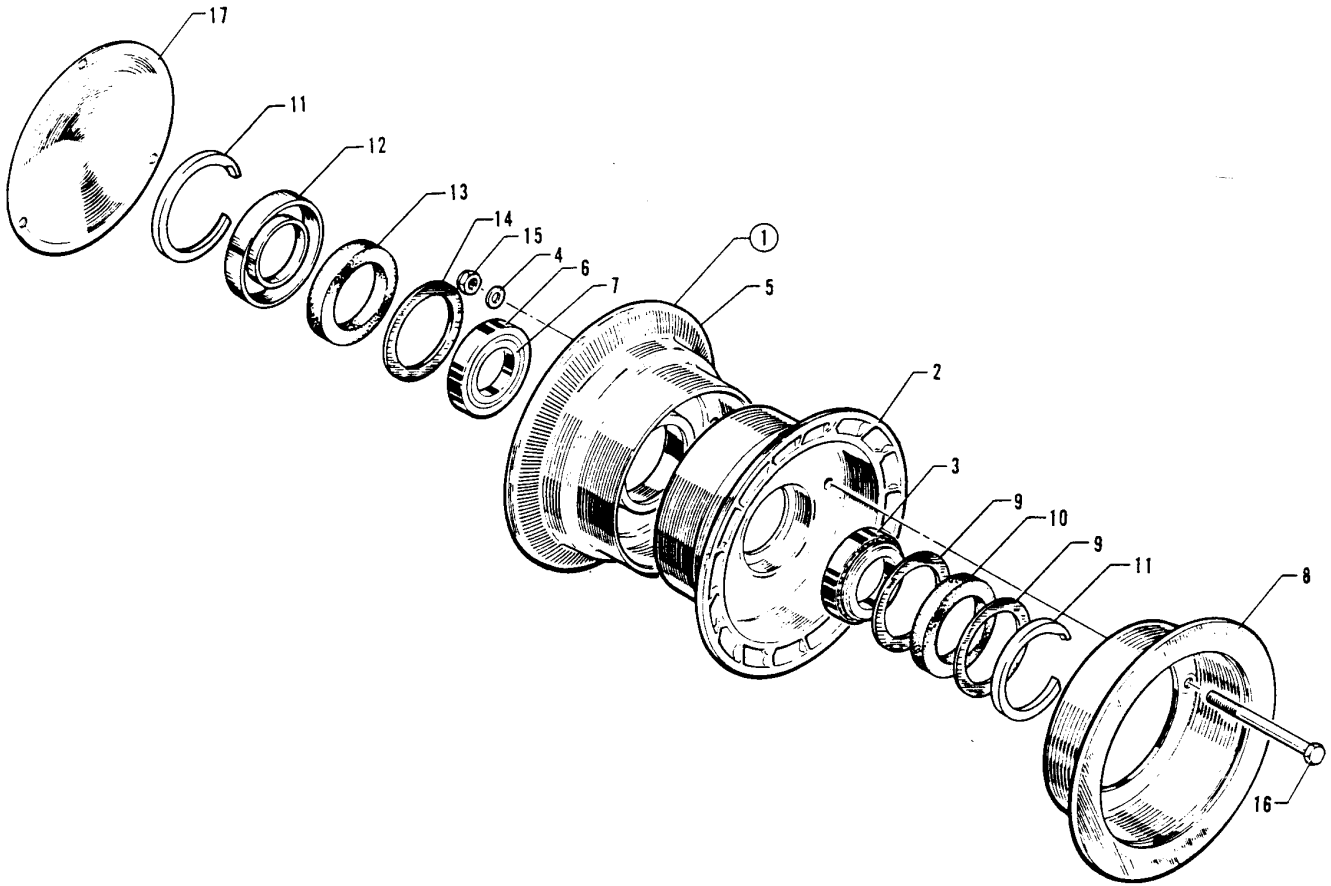


Figure 23. Main Wheel Assembly

Reissued: August 1, 1999

**PIPER AIRCRAFT
PA-28-161 CADET
AIRPLANE PARTS CATALOG**

CODE EXPLANATIONS FOR FIGURE 23

**PIPER AIRCRAFT
PA-28-161 CADET
AIRPLANE PARTS CATALOG**

Figure and Index Number	Part Number	Code	Nomenclature	No. Req.	Serial Numbers Affected
23-1	551 764		WHEELASSEMBLY - Main (40-86B)	2	
-2	756 666		* WHEEL HALF ASSEMBLY - Inner (161 47)	1	
-3	751 494		** CUP - Bearing (13836)	1	
-4	407 566		* WASHER - Wheel bolt (AN960-516)	3	
-5	756 665		* WHEEL HALF ASSEMBLY - Outer (162-45)	1	
-6	751 494		** CUP - Bearing (13836)	1	
-7	751 489		* BEARING - Cone, timken (13889)	2	
-8	754 535		* DISC ASSEMBLY- Brake (164-20)	1	
-9	755 999		* RING - Grease seal (153-4)	2	
-10	751 772		* FELT - Grease seal (3021)	1	
-11	752 830		* RING - Snap (3023)	2	
-12	755 999		* RING - Grease seal (153-4)	1	
-13	751 772		* FELT - Grease seal (3021)	1	
-14	755 999		* RING - Grease seal (153-4)	1	
-15	404 889		* NUT - Wheel bolt (AN365-524)	3	
-16	751 405		* BOLT - Wheel (AN5-35A)	3	
-17	451 783		SHIELD - Dust (157-9)	2	

When ordering, always specify Part Number, Description, and Serial Number of Aircraft

Reissued: August 1, 1999

**PIPER AIRCRAFT
PA-28-161 CADET
AIRPLANE PARTS CATALOG**

THIS PAGE INTENTIONALLY LEFT BLANK

PIPER AIRCRAFT
PA-28-161 CADET
AIRPLANE PARTS CATALOG

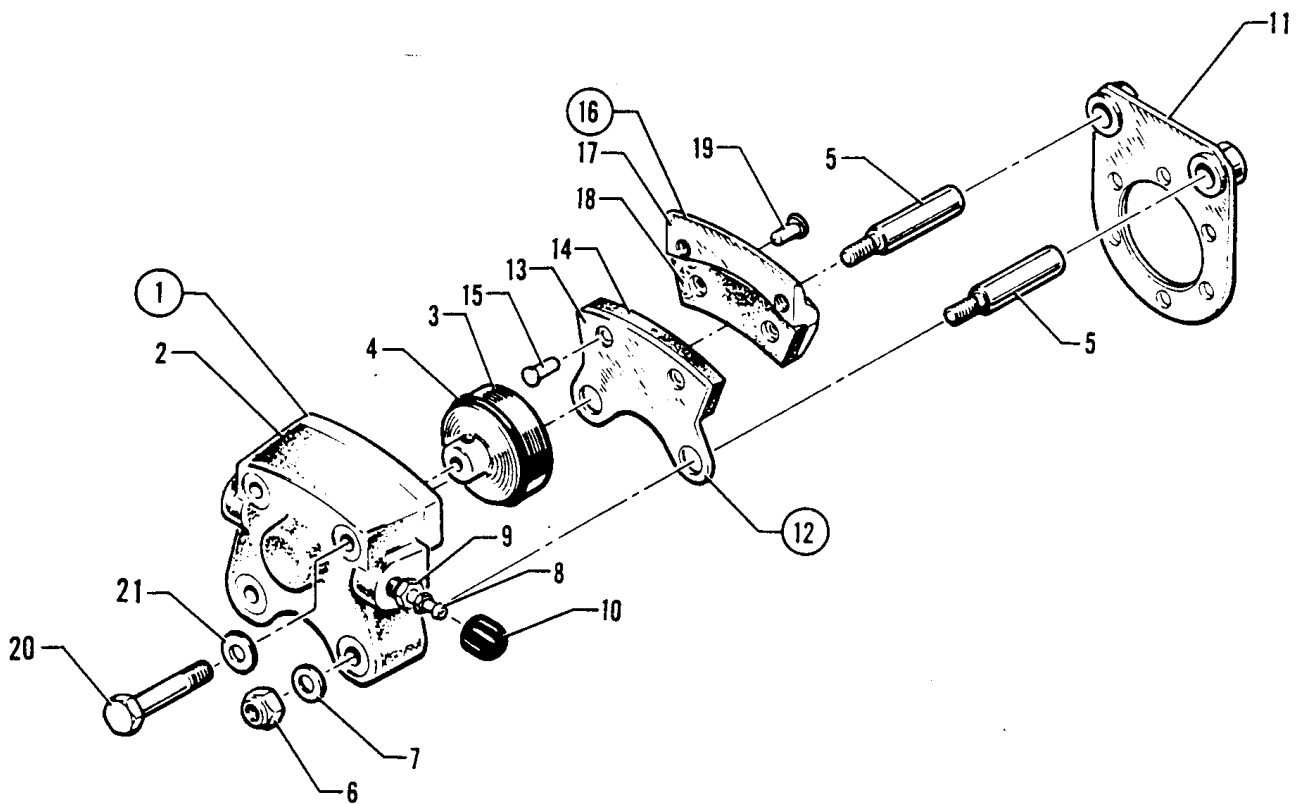


Figure 24. Brake Assembly

**PIPER AIRCRAFT
PA-28-161 CADET
AIRPLANE PARTS CATALOG**

CODE EXPLANATIONS FOR FIGURE 24

**PIPER AIRCRAFT
PA-28-161 CADET
AIRPLANE PARTS CATALOG**

Figure and Index Number	Part Number	Code	Nomenclature	No. Req.	Serial Numbers Affected
24-1	551 705		BRAKE ASSEMBLY - (30-55)	2	
-2	753 920		* CYLINDER - Brake (61-21)	1	
-3	755 887		* PISTON - (62-15)	1	
-4	484 698		* O-RING - (AN6227-27)	1	
-5	753 407		* BOLT-Anchor (69-4)	2	
-6	404 836		* NUT - Anchor bolt (MS20364-428C)	2	
-7	407 585		* WASHER - Anchor bolt (AN960-41-6L)	2	
-8	752 965		* SCREW - Bleeder (FC6446)	1	
-9	752 966		* SEAT - Bleeder (37-206)	1	
-10	753 850		* CAP - Bleeder (183-1)	1	
-11	755 818		* TORQUE PLATE ASSEMBLY - (75-16)	1	
-12	755 883		* PLATE ASSEMBLY- Pressure (73-11)	1	
-13	755 884		** PLATE - Pressure (63-12)	1	
-14	752 342		** LINING - (66-30)	1	
-15	752 826		* RIVET- (561)	2	
-16	755 885		* PLATE ASSEMBLY - Back (74-10)	1	
-17	755 886		** PLATE - Back (64-15)	1	
-18	752 342		** LINING - (66-30)	1	
-19	752 826		** RIVET - (561)	2	
-20	753 408		* BOLT - Through (LP4-17AM)	2	
-21	407 585		* WASHER - Through bolt (AN960-416L)	2	

When ordering, always specify Part Number, Description, and Serial Number of Aircraft

Reissued: August 1, 1999

**PIPER AIRCRAFT
PA-28-161 CADET
AIRPLANE PARTS CATALOG**

THIS PAGE INTENTIONALLY LEFT BLANK

PIPER AIRCRAFT
PA-28-161 CADET
AIRPLANE PARTS CATALOG

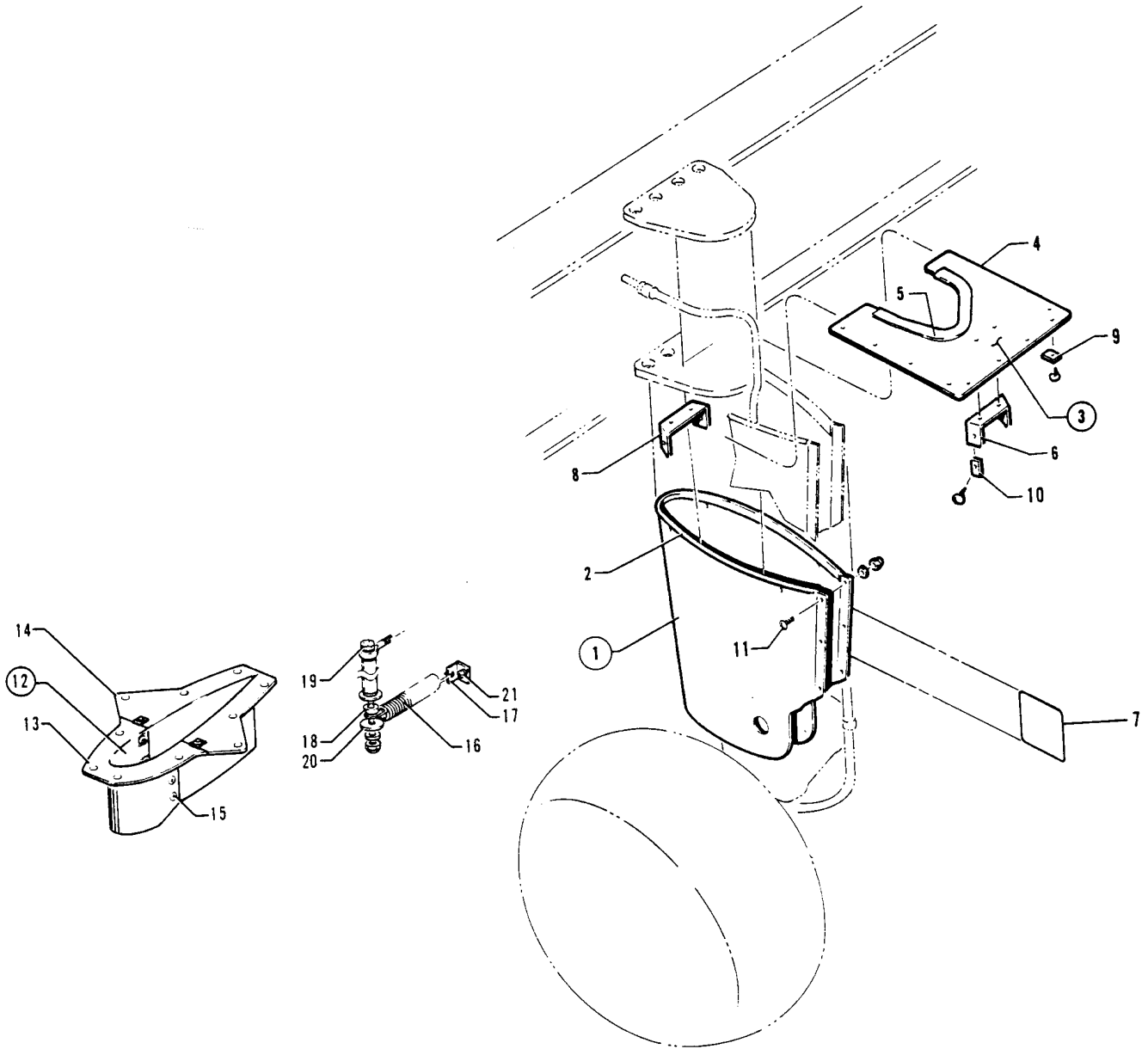


Figure 25. Main and Nose Landing Gear Strut Fairing Installation

Reissued: August 1, 1999

**PIPER AIRCRAFT
PA-28-161 CADET
AIRPLANE PARTS CATALOG**

CODE EXPLANATIONS FOR FIGURE 25

PIPER AIRCRAFT PA-28-161 CADET AIRPLANE PARTS CATALOG

Figure and Index Number	Part Number	Code	Nomenclature	No. Req.	Serial Numbers Affected
25-	65693 37896		DRAWING - Strut Fairing Installation, Main Landing Gear DRAWING - Nose Wheel Fairing Installation		
-1	63338-00		FAIRING ASSEMBLY - Main gear	2	
-2	63186-04		• MOULDING- Extruded	1	
-3	65688-00		PLATE ASSEMBLY - Fairing, left	1	
	65688-01		PLATE ASSEMBLY - Fairing, right	1	
-4	65688-02		• PLATE- Fairing, left	1	
	65688-03		• PLATE - Fairing, right	1	
-5	63186-33		• MOULDING - Extruded	1	
	63341-00		• CLIP- Fairing	2	
-7	63933-00		PLACARD - Oleo service instructions	2	
-8	63342-00		CLIP- Fairing	2	
-9	415 449		SCREW - (AN526-832R8)	8	
-10	419 920		SCREW- (8 x 1/2)	4	
	406 373		NUT- (NAS395-17-1)	4	
-11	415 171		SCREW- (AN526C-632-5)	3	
	407 562		WASHER - (AN960-6)	3	
	404 909		NUT- (MS20365-632C)	3	
-12	37893-02		FAIRING ASSEMBLY - Nose gear strut	1	
-13	37893-06		• FAIRING - Nose gear strut, forward	1	
-14	37893-07		• FAIRING - Nose gear strut, aft	1	
-15	414 762		• SCREW - (MS24693-S51)	6	
	494 101		• WASHER - (PS10092-1-2C)	6	
	477 640		• NUT - (PS10062-5-3)	6	
-16	67168-00		SPRING - Nose gear	2	
-17	69486-00		ANGLE - Nose gear spring attachment	2	
-18	63900-108		BUSHING - Nose gear spring	2	
-19	400 464		BOLT- (AN3-41A)	2	
	407 584		WASHER - (AN960-10L)	6	
	404 887		NUT- (MS20365-1032C)	2	
-20	62833-07		WASHER - Nose gear spring	4	
-21	415 535		SCREW - (MS35206-245)	2	
	407 563		WASHER - (AN960-8)	2	
	404 910		NUT- (MS20365-832C)	2	

When ordering, always specify Part Number, Description, and Serial Number of Aircraft

Reissued: August 1, 1999

**PIPER AIRCRAFT
PA-28-161 CADET
AIRPLANE PARTS CATALOG**

THIS PAGE INTENTIONALLY LEFT BLANK

PIPER AIRCRAFT
PA-28-161 CADET
AIRPLANE PARTS CATALOG

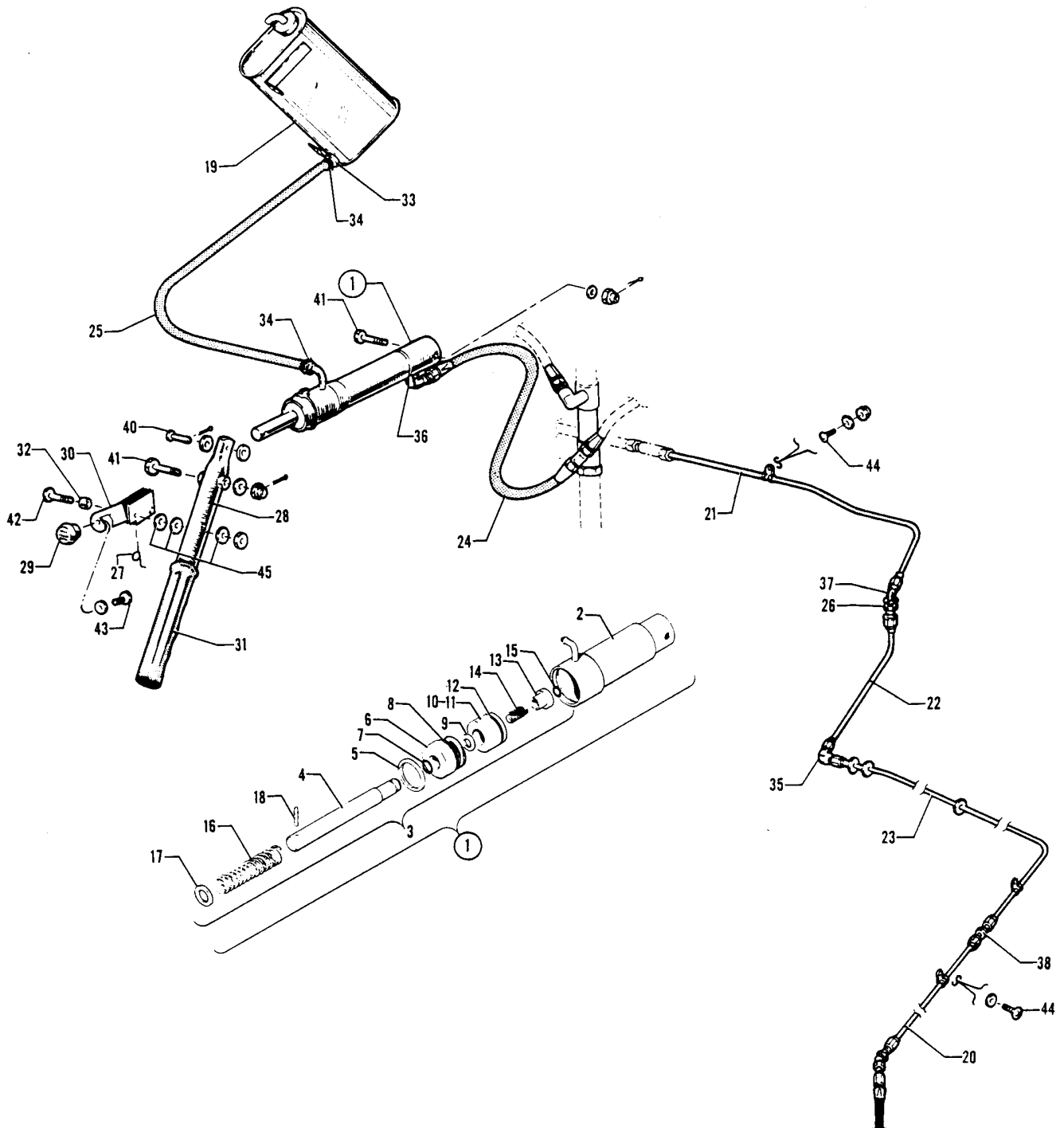


Figure 26. Hand Brake Installation

Reissued: August 1, 1999

**PIPER AIRCRAFT
PA-28-161 CADET
AIRPLANE PARTS CATALOG**

CODE EXPLANATIONS FOR FIGURE 26

PIPER AIRCRAFT PA-28-161 CADET AIRPLANE PARTS CATALOG

Figure and Index Number	Part Number	Code	Nomenclature	No. Req.	Serial Numbers Affected
26-	65842		DRAWING - Hand Brake Installation		
-1	455 938		CYUNDER ASSEMBLY - Master (10-22)	1	
-2	753 956		* HYDRAULIC CYLINDER ASSEMBLY - (189-9)	1	
-3	755 948		* PISTON ROD ASSEMBLY - (182-7)	1	
4	755 949		** ROD - Piston (142-9)	1	
-5	755 950		** RING - Snap (155-10)	1	
-6	751 889		** GLAND - Packing (141-10)	1	
-7	484 701		** PACKING - O-Ring (AN6227-7)	1	
-8	484 727		** PACKING - O-Ring (AN6227-12)	1	
-9	753 172		** WASHER - Dyna-seal (110 x 3/16)	1	
-10	757 216		** PISTON ASSEMBLY- (92-19)	1	
-11	757 217		*** PISTON - (48-10)	1	
-12	484 706		*** PACKING - O-Ring (AN6227-11)	1	
-13	753 381		** BUSHING - (145-15)	1	
-14	756 117		** SPRING - (82-8)	1	
-15	752 855		** RING - Snap (155-5)	1	
-16	756 118		** SPRING - (82-9)	1	
-17	407 567		** WASHER - (AN960-616)	1	
-18	755 882		** ROLL PIN - (223-1)	1	
-19	63355-09		RESERVOIR ASSEMBLY - Brake cylinder	1	
-20	63325-00		LINE ASSEMBLY	2	
-21	63466-00		LINE ASSEMBLY - Right	1	
-22	67700-58		LINE ASSEMBLY	2	
-23	68467-00		LINE ASSEMBLY	2	
-24	63901-09		HOSE ASSEMBLY - Flexible	1	
-25	63913-10		HOSE- Flexible	1	
-26	477 618		NUT - (AN924-4D)	4	
-27	63356-00		SPRING - Brake handle	1	
-28	63357-00		HANDLE ASSEMBLY - Brake	1	
-29	63914-07		KNOB ASSEMBLY - Parking brake	1	
-30	67135-03		LATCH ASSEMBLY - Brake handle	1	
-31	463 380		GRIP - Brake handle	1	
-32	63900-131		BUSHING	1	
-33	63915-06		DISC - Firewall seal	1	
-34	554 861		CLAMP(SAE TY F-4)	2	
-35	458 881		ELBOW- (AN821-4D)	2	
-36	458 894		ELBOW - (AN822-4D)	1	
-37	458 910		ELBOW- (AN837-4D) Left	1	
	491 060		UNION - (AN832-4D) Right	1	
-38	491 050		UNION - (AN815-4D)	2	
-39	458 910		ELBOW- (AN837-4D)	2	
-40	424 178		PIN - (AN393-19)	1	
	407 584		WASHER - (AN960-10L)	2	
	424 051		PIN - Cotter (MS24665-132)	1	
-41	400 113		BOLT- (AN4-20)	2	
	407 565		WASHER - (AN960-416)	6	
	404 101		NUT- (AN310-4)	2	
	424 051		PIN - Cotter (MS24665-132)	2	
-42	400 876		BOLT- (AN23-24A)	1	
	404 887		NUT- (MS20365-1032C)	1	
-43	416 994		SCREW - (AN526-1032R6)	1	
	407 124		WASHER - (AN935-10L)	1	
-44	417 775		SCREW - (AN520-10R8)	5	
	407 584		WASHER - (AN960-10L)	5	
-45	407 564		WASHER - (AN960-10)	3	

When ordering, always specify Part Number, Description, and Serial Number of Aircraft

Reissued: August 1, 1999

**PIPER AIRCRAFT
PA-28-161 CADET
AIRPLANE PARTS CATALOG**

THIS PAGE INTENTIONALLY LEFT BLANK

PIPER AIRCRAFT
PA-28-161 CADET
AIRPLANE PARTS CATALOG

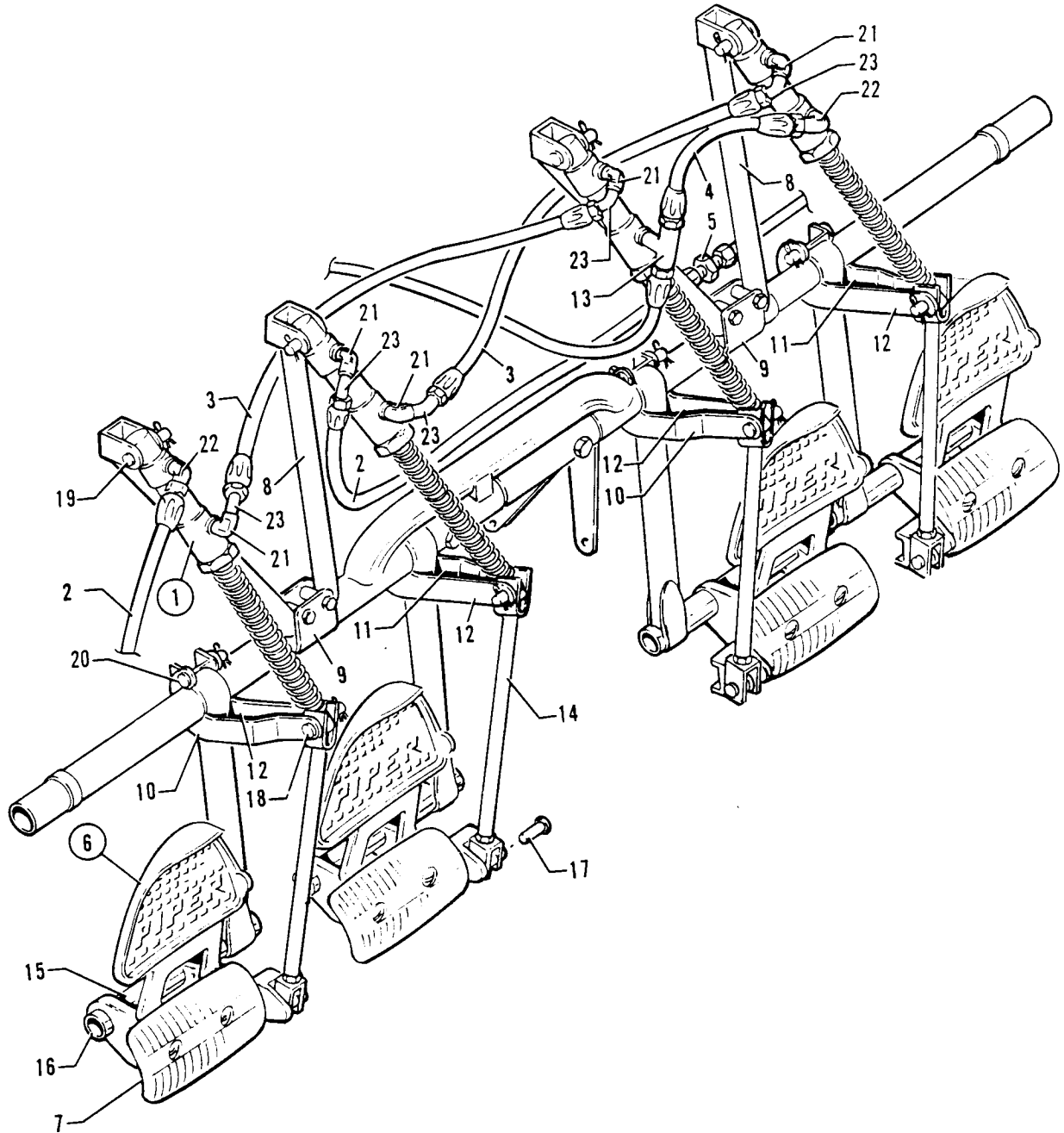


Figure 27. Toe Brake Installation

Reissued: August 1, 1999

**PIPER AIRCRAFT
PA-28-161 CADET
AIRPLANE PARTS CATALOG**

CODE EXPLANATIONS FOR FIGURE 27

A - See Figure 28 for component parts.

PIPER AIRCRAFT PA-28-161 CADET AIRPLANE PARTS CATALOG

Figure and Index Number	Part Number	Code	Nomenclature	No. Req.	Serial Numbers Affected
27-	35135 63476		DRAWING - Control System Installation DRAWING - Dual Toe Brake Line Installation		
-1	455 968	A	CYLINDER ASSEMBLY - Master (10-30) Cleveland	4	
-2	63901-09		HOSE ASSEMBLY - Flexible	2	
-3	63901-21		HOSE ASSEMBLY - Flexible	2	
-4	63901-22		HOSE ASSEMBLY - Flexible	1	
-5	491 050		UNION- (AN815-4D)	1	
-6	63485-00		PEDALASSEMBLY-Toe brake, left	2	
	63485-01		PEDALASSEMBLY - Toe brake, right	2	
-7	62867-02		* PAD ASSEMBLY - Brake pedal	1	
-8	63464-00		BRACE ASSEMBLY-Toe brake	2	
-9	63468-00		BRACKET - Toe brake	2	
-10	63469-00		ARM - Toe brake	2	
-11	63469-01		ARM - Toe brake	2	
-12	63470-00		ARM - Toe brake	4	
-13	488 499		TEE - (MS20825-4D)	1	
-14	79430-00		CLEVIS ASSEMBLY - Toe brake	4	
-15	63478-00		SPACER - Toe pedal	4	
-16	453 714		BEARING - Brake pedal (PS10065-37)	8	
-17	424177		PIN-Flathead (MS20392-2C17)	4	
	407 564		WASHER - (AN960-10)	4	
	424 051		COTTER PIN - (MS24665-132)	4	
-18	424 181		PIN - Flat head (MS20392-2C25)	4	
	407 564		WASHER - (AN960-10)	4	
	424 051		COTTER PIN - (MS24665-132)	4	
-19	424 184		PIN - Flat head (MS20392-2C31)	4	
	407 564		WASHER - (AN960-10)	4	
	424 051		COTTER PIN - (MS24665-132)	4	
-20	424 189		PIN - Flat head (MS20392-2C39)	4	
	497 564		WASHER - (AN960-10)	4	
	424 051		COTTER PIN - (MS24665-132)	4	
-21	458 904		ELBOW - (AN914-1D)	5	
-22	458 894		ELBOW- (MS20882-4D)	2	
-23	458 891		ELBOW- (MS20823-4D)	5	

When ordering, always specify Part Number, Description, and Serial Number of Aircraft

Reissued: August 1, 1999

**PIPER AIRCRAFT
PA-28-161 CADET
AIRPLANE PARTS CATALOG**

THIS PAGE INTENTIONALLY LEFT BLANK

PIPER AIRCRAFT
PA-28-161 CADET
AIRPLANE PARTS CATALOG

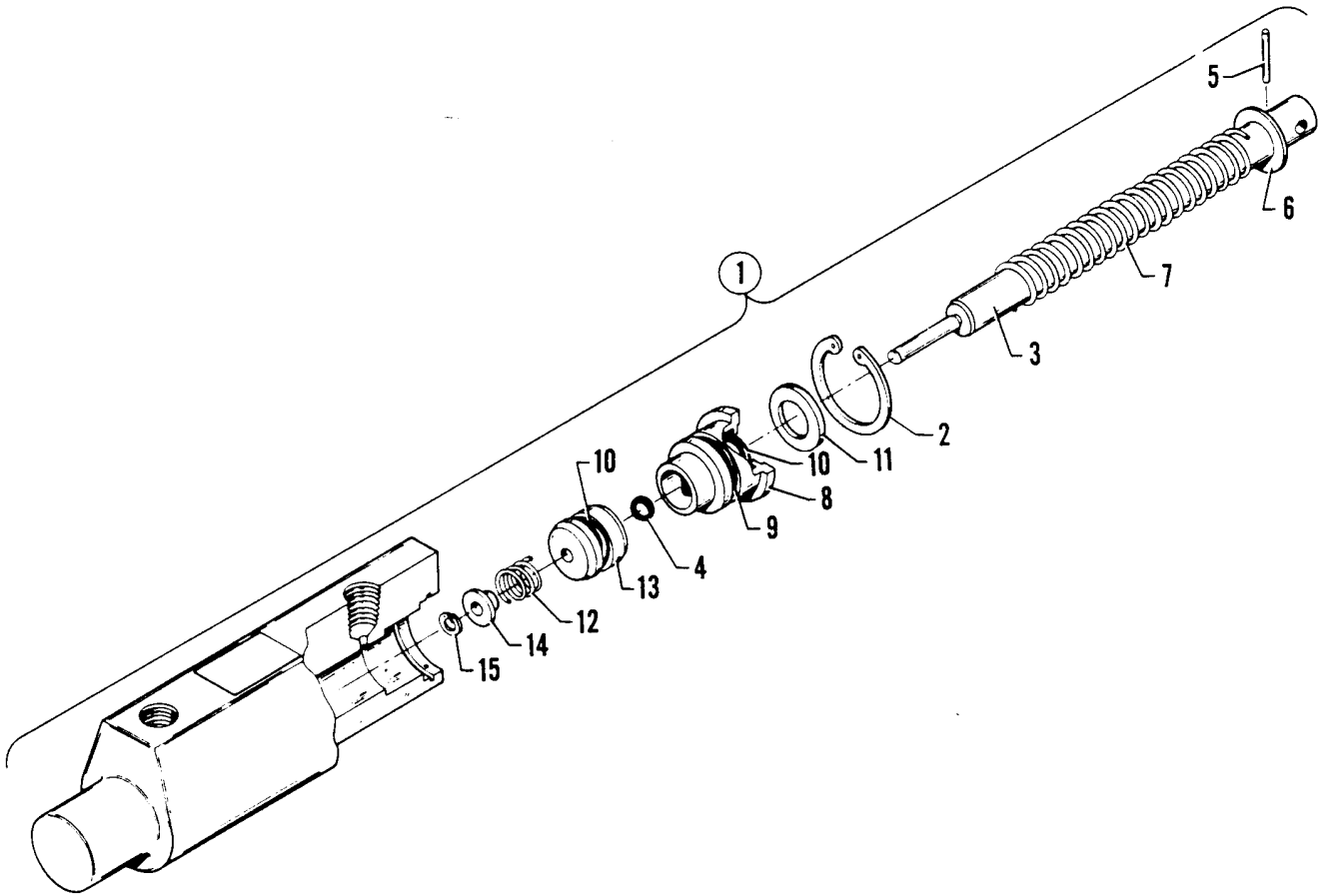


Figure 28. Toe Brake Master Cylinder Assembly

**PIPER AIRCRAFT
PA-28-161 CADET
AIRPLANE PARTS CATALOG**

CODE EXPLANATIONS FOR FIGURE 28

**PIPER AIRCRAFT
PA-28-161 CADET
AIRPLANE PARTS CATALOG**

Figure and Index Number	Part Number	Code	Nomenclature	No. Req.	Serial Numbers Affected
28-1	455 968		CYLINDER ASSEMBLY - Master (10-30) Cleveland	4	
-2	762 587		* RING - Snap (155-47)	1	
-3	763 451		* PISTON ROD ASSEMBLY- (182-22)	1	
-4	762 585		** O-RING - (101-1)	1	
-5	757 318		** ROLL PIN - (223-00500)	1	
-6	756 622		** WASHER - (095-10100)	1	
-7	756 118		** SPRING - (82-9)	1	
-8	755 082		** GLAND - Packing (141-25)	1	
-9	756 018		** O-RING - (101-01100)	1	
-10	756 016		** O-RING - (101-00800)	2	
-11	756 621		** WASHER - Wiper (095-01300)	1	
-12	757 580		** SPRING - (082-02100)	1	
-13	763 450		** PISTON - (148-25)	1	
-14	758 457		** BUSHING - (145-58)	1	
-15	762 586		** RING - Snap (T5304-15)	1	

When ordering, always specify Part Number, Description, and Serial Number of Aircraft

Reissued: August 1, 1999

**PIPER AIRCRAFT
PA-28-161 CADET
AIRPLANE PARTS CATALOG**

THIS PAGE INTENTIONALLY LEFT BLANK

PIPER AIRCRAFT
PA-28-161 CADET
AIRPLANE PARTS CATALOG

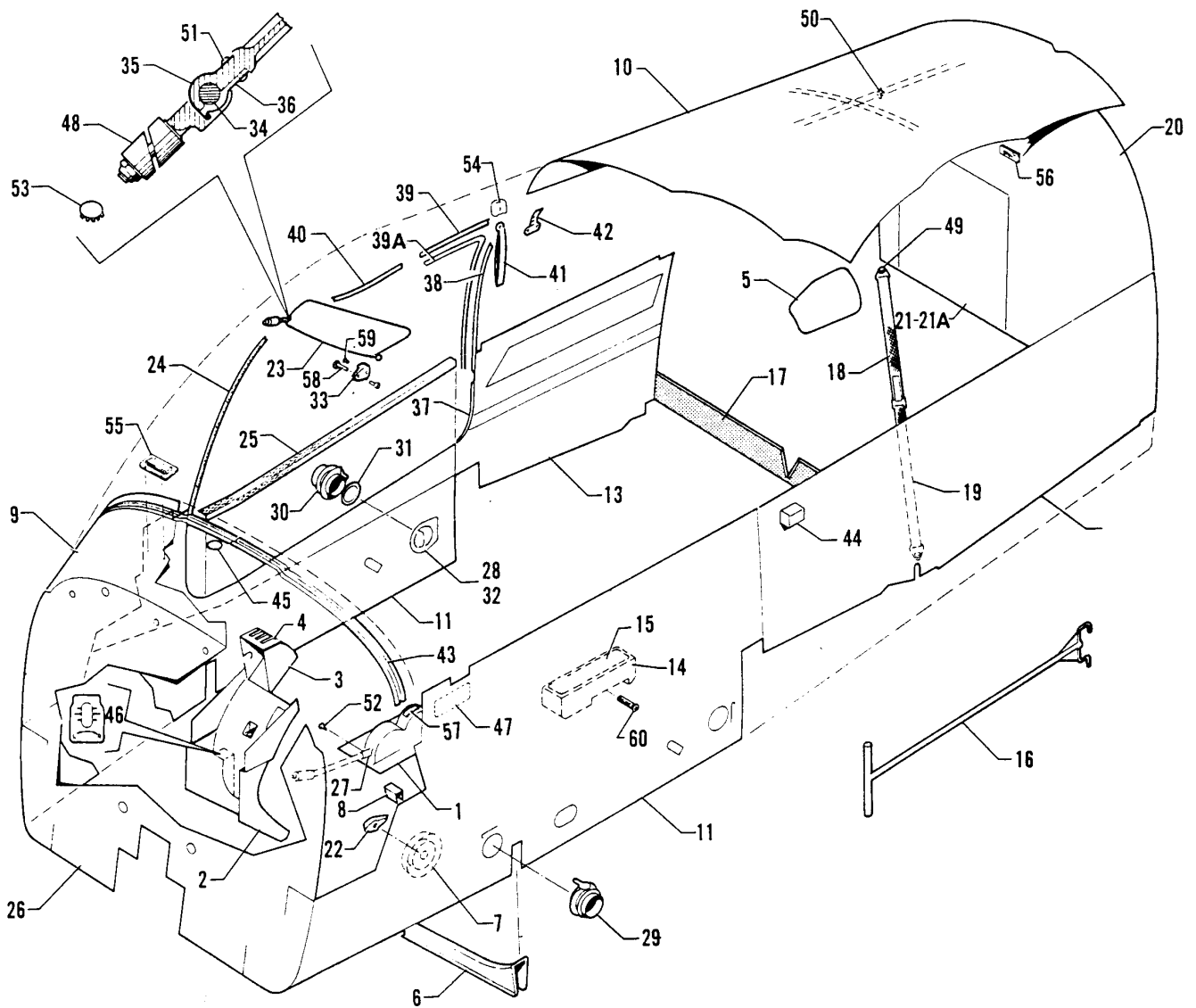


Figure 29. Cockpit Finishing Installation

Reissued: August 1, 1999

**PIPER AIRCRAFT
PA-28-161 CADET
AIRPLANE PARTS CATALOG**

CODE EXPLANATIONS FOR FIGURE 29

- A - Used if air conditioning is installed.
- B - Used if air conditioning is not installed.

PIPER AIRCRAFT PA-28-161 CADET AIRPLANE PARTS CATALOG

Figure and Index Number	Part Number	Code	Nomenclature	No. Req.	Serial Numbers Affected
29	79768 99902 66991		DRAWING - Cockpit Finishing Installation DRAWING - Side Panel Installation DRAWING - Sun Visor Installation		
-1	67785-17		COVER ASSEMBLY - Flap handle	1	
-2	67330-11		COVER - Console	1	
-3	67232-45		COVER ASSEMBLY - Engine controls	1	
-4	65846-00		* PLACARD - Engine controls	1	
-5	78054-02		COVER ASSEMBLY - Shoulder harness, left	1	
	99801-02		COVER ASSEMBLY - Shoulder harness, right	1	
~	65674-15		COVER ASSEMBLY - Trim	2	
-7	99635-09		COVER ASSEMBLY - Fuel selector	1	
-8	63144-00		COVER - Inboard	2	
-9	67325-03		COVER - Cowl	1	
-10	76462-00		HEADLINER - Cockpit (464 385)	1	
-11	79772-08		PANELASSEMBLY- Left front cockpit	1	
	79698-04		PANELASSEMBLY - Right front cockpit	1	
-12	79696-01		PANELASSEMBLY- Left rear cockpit	1	
-13	89256-00		PANELASSEMBLY - Right rear cockpit	1	
-14	89265-00		ARMRESTASSEMBLY	1	
-15	89265-05		* PAD ASSEMBLY - Armrest	1	
-16	99458-00		BAR ASSEMBLY - Tow	1	
-17	65667-00		GRILLASSEMBLY-Air exhaust	1	
-18	66804-00		STRAPASSEMBLY - Baggage tie down, black (tip end)	2	
-19	66805-00		STRAPASSEMBLY - Baggage tie down, black (buckle end)	2	
-20	35461-00		BULKHEAD ASSEMBLY- Cabin, rear	1	
-21	35461-05	B	DOOR ASSEMBLY - Access cover	1	
-21a	79445-00	A	DOOR ASSEMBLY - Access cover	1	
-22	99181-03		HANDLE ASSEMBLY - Fuel selector valve	1	
-23	65866-00		BLADE - Sun visor, copilot	1	
	35663-02		BLADE - Sun visor, pilot (with power setting table)	1	
-24	69403-03		WINDLACING - Door seal	1	
-25	76191-02		SILL- Door	1	
-26	99818-02		BLANKET- Firewall	1	
-27	65672-05		SHIELD - Flap handle cover	1	
-28	65735-18		CUP - Air vent	4	
-29	68416-02		VENTASSEMBLY - Air, forward, left (complete)	1	
	68416-03		VENTASSEMBLY - Air, forward, right (complete)	1	
-30	68556-00		VENTASSEMBLY- Air, aft, left (complete)	1	
	68556-01		VENTASSEMBLY - Air, aft, right (complete)	1	
-31	68584-00		GASKET - Air vent assembly	4	
-32	65735-19		FLANGE - Air vent	4	
-33	65865-00		RETAINER - Sun visor	2	
-34	65867-00		ROD - Sun visor	2	
-35	65870-00		CLIP - Sun visor, upper left, lower right	2	
-36	65871-00		CLIP - Sun visor, lower left, upper right	2	
-37	63142-56		TRIM STRIP - Door frame, bottom, rear	1	
-38	63142-39		TRIM STRIP - Door frame, top, rear	1	
-39	63142-47		TRIM STRIP - Door frame, top, rear	1	
-39a	63142-55		TRIM STRIP - Door frame, top, rear	1	
-40	63142-51		TRIM STRIP - Door frame, top, front	1	
-41	79455-00		LOOPASSEMBLY - Assist	1	
-42	76221-00		CLIP - Shoulder harness retaining	4	
-43	99967-00		RETAINER - Glare shield, left	1	
	99968-00		RETAINER- Glare shield, right	1	

When ordering, always specify Part Number, Description, and Serial Number of Aircraft

Reissued: August 1, 1999

**PIPER AIRCRAFT
PA-28-161 CADET
AIRPLANE PARTS CATALOG**

Figure and Index Number	Part Number	Code	Nomenclature	No. Req.	Serial Numbers Affected
29-44	489 388		ASH RECEIVER - (Complete) Chrome (2A20580)	2	
-45	99464-00		BUTTON - Plug	1	
-46	65219-00		PLACARD - Rudder trim	1	

When ordering, always specify Part Number, Description, and Serial Number of Aircraft

Reissued: August 1, 1999

PIPER AIRCRAFT
PA-28-161 CADET
AIRPLANE PARTS CATALOG

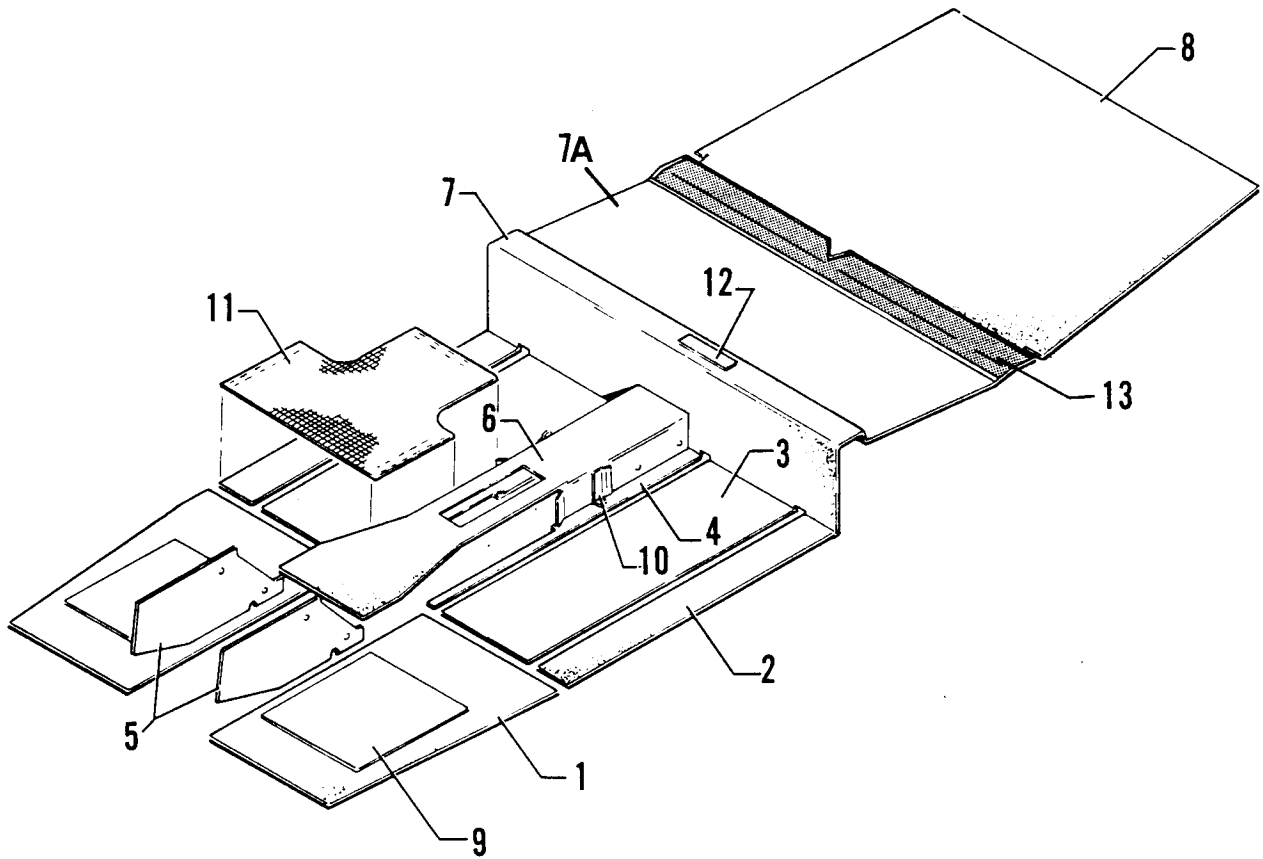


Figure 30. Carpet Installation

**PIPER AIRCRAFT
PA-28-161 CADET
AIRPLANE PARTS CATALOG**

CODE EXPLANATIONS FOR FIGURE 30

- A - With rear seat installed.
- B - With rear seat not installed.

**PIPER AIRCRAFT
PA-28-161 CADET
AIRPLANE PARTS CATALOG**

Figure and Index Number	Part Number	Code	Nomenclature	No. Req.	Serial Numbers Affected
30	79768 66801		DRAWING - Cockpit Finishing Installation DRAWING - Baggage Compartment Carpet Installation		
-1	76161-12 76161-13		CARPET - Floor, front left CARPET - Floor, front right	1 1	
-2	67905-07		CARPET - Floor, FS 74 to FS 105, outboard	2	
-3	67906-07		CARPET - Floor, FS 74 to FS 105, center	2	
-4	76199-12 76199-13		CARPET - Floor, FS 74 to FS 105, inboard, left CARPET - Floor, FS 74 to FS 105, inboard, right	1 1	
-5	67904-12 67904-13		CARPET - Tunnel, side, left CARPET - Tunnel, side, right	1 1	
-6	76160-07		CARPET - Tunnel, top	1	
-7	89269-02	A	CARPET - Spar box complete	1	
-7a	35688-02	B	CARPET - Floor	1	
-8	66802-11		CARPET - Baggage compartment	1	
-9	63130-02		PLATE - Heel	2	
-10	99433-00 99433-01		CLIP - Carpet, heat duct, left CLIP - Carpet, heat duct, right	1 1	
-11	37870-03 37870-02		COVER ASSEMBLY - Floor, left COVER ASSEMBLY - Floor, right	1 1	
-12	35669-194	A	PLACARD - Seat reinstallation instructions	1	
-13	89268-02		GRILLASSEMBLY	1	

When ordering, always specify Part Number, Description, and Serial Number of Aircraft

Reissued: August 1, 1999

**PIPER AIRCRAFT
PA-28-161 CADET
AIRPLANE PARTS CATALOG**

THIS PAGE INTENTIONALLY LEFT BLANK

PIPER AIRCRAFT
PA-28-161 CADET
AIRPLANE PARTS CATALOG

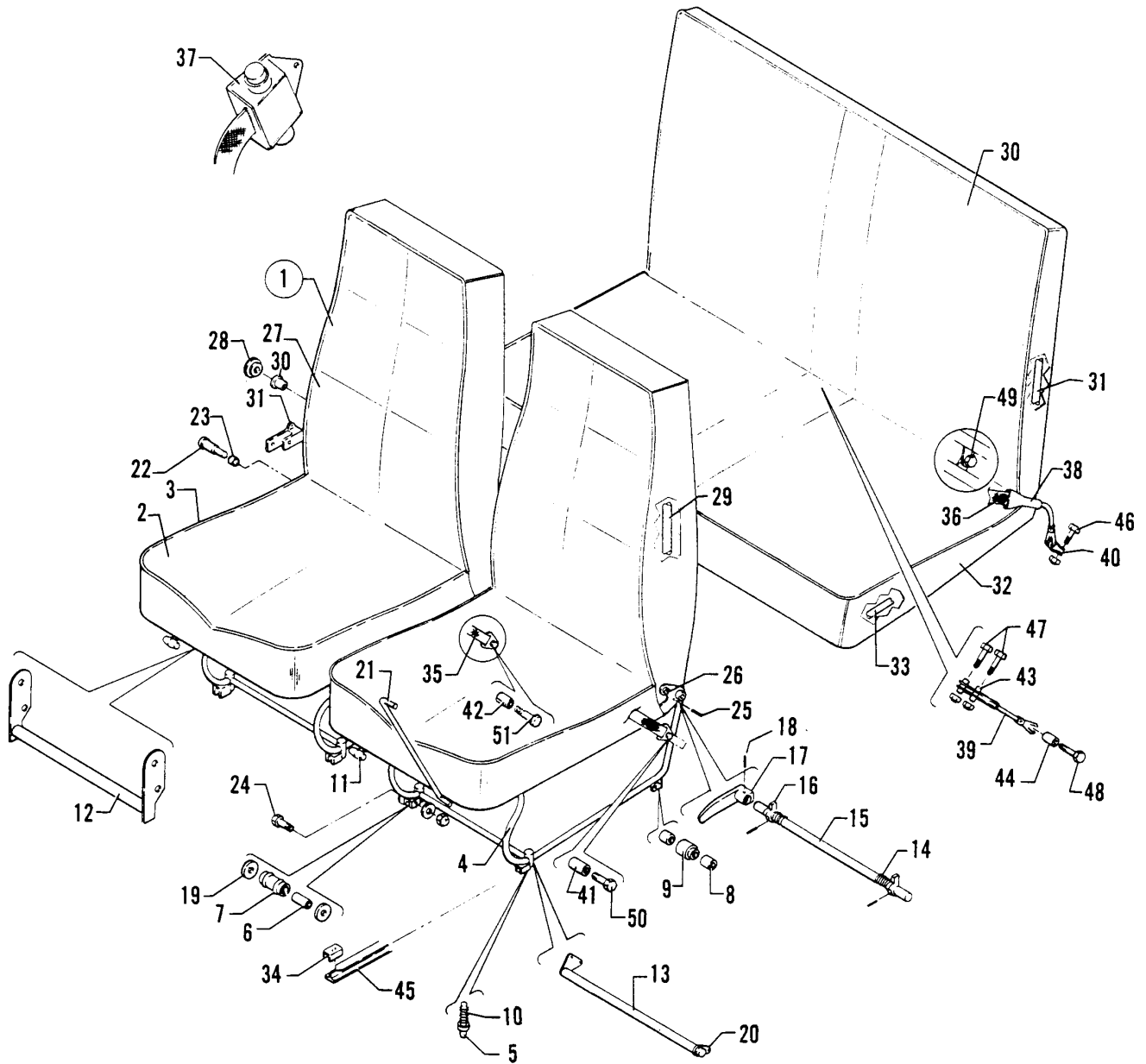


Figure 31. Seats Installation

Reissued: August 1, 1999

**PIPER AIRCRAFT
PA-28-161 CADET
AIRPLANE PARTS CATALOG**

CODE EXPLANATIONS FOR FIGURE 31

A - See Figure 32 for vertically adjustable front seat components.

PIPER AIRCRAFT PA-28-161 CADET AIRPLANE PARTS CATALOG

Figure and Index Number	Part Number	Code	Nomenclature	No. Req.	Serial Numbers Affected
31-	35131		DRAWING - Seat and Belts Installation		
-1	89023-02	A	SEAT ASSEMBLY - Front, pilot	1	
	89023-03	A	SEAT ASSEMBLY - Front, copilot	1	
-2	89023-06		* BOTTOM ASSEMBLY - Seat, pilot	1	
	89023-07		* BOTTOM ASSEMBLY - Seat, copilot	1	
-3	89046-08		** COVER - Seat bottom, pilot and copilot	2	
-4	79819-02		** FRAME ASSEMBLY - Seat bottom, pilot	1	
	79819-03		** FRAME ASSEMBLY - Seat bottom, copilot	1	
-5	76175-03		*** PLUNGER	2	
-6	95061-106		*** BUSHING - Seat roller	2	
-7	87332-02		*** ROLLER - Seat legs	2	
-8	95061-161		*** BUSHING - Seat roller, aft legs	4	
-9	452 386		*** BEARING - (NAS506-4)	2	
-10	587 299		*** SPRING - Seat plunger (LC-038F-655)	2	
-11	571 149		*** KNOB - (P510067-1-1)	1	
-12	79207-00		*** HANDLE ASSEMBLY - Front seat adjustment	1	
-13	76172-00		*** BELLCRANK ASSEMBLY - Seat latch	1	
-14	19336-00		*** SPRING - Seat back adjustment, inboard	1	
	19336-01		*** SPRING - Seat back adjustment, outboard	1	
-15	79230-00		*** TUBE - Reclining mechanism, right and left	2	
-16	19365-02		*** CAM - Reclining seat	2	
-17	79442-00		*** HANDLE - Seat back adjustment	1	
-18	480 701		*** PIN - Roll (59-028-125-0625)	3	
-19	79251-00		*** WASHER	8	
-20	76178-00		*** ARM ASSEMBLY - Seat latch, left	1	
-21	79322-06		*** ROD - Seat release mechanism (9.60" L.)	1	
-22	79229-00		*** BEARING SHAFT- Seat release, copilot	1	
-23	79235-00		*** BUSHING - Seat back release, copilot	1	
-24	401 318		*** BOLT- (AN4-20A)	4	
	62833-78		*** WASHER	8	
	477 709		*** NUT - (26C-048)	4	
-25	480 732		*** PIN - Roll (59-028-187-0937)	2	
-26	400 916		* BOLT-(AN24-26A)	2	
	407 565		* WASHER - (AN960-416)	2	
	477 709		* NUT - (26C-048)	2	
-27	89023-10		* BACK ASSEMBLY - Seat, pilot	1	
	89023-11		* BACK ASSEMBLY - Seat, copilot	1	
	89023-13		** COVER - Seat back, pilot and copilot	2	
-28	79554-02		** KNOB - Seat back release	1	
-29	79555-00		** FRAME ASSEMBLY - Seat back, pilot	1	
	79555-01		** FRAME ASSEMBLY - Seat back, copilot	1	
-30	89038-04		CUSHION ASSEMBLY - Rear seat, back	1	
-31	99718-05		* STOPASSEMBLY - Seat latch, copilot	1	
-32	89039-04		CUSHION ASSEMBLY- Rear seat, bottom	1	
-33	65066-08		* FRAME ASSEMBLY - Rear seat, bottom	1	
-34	62654-00		STOP - Seat track	8	
-35	551 390		BELT ASSEMBLY - Safety front (PS50039-4-2A)	2	
-36	551 374		BELT ASSEMBLY - Safety rear (PS50039-4-3)	2	
-37	452 680		BELT ASSEMBLY - Shoulder, front (with inertial reel)	1	
			(PS50039-4-20)	2	
	551 424		BELT ASSEMBLY - Shoulder, rear (fixed)	1	
			(PS50039-4-22)	2	
-38	68022-14		BOOT - Seat belt attachment	4	
-39	96908-00		CABLE ASSEMBLY - Safety belt attachment, rear	4	
-40	486 560		SHACKLE - (MS201 15-F5)	2	

When ordering, always specify Part Number, Description, and Serial Number of Aircraft

Reissued: August 1, 1999

**PIPER AIRCRAFT
PA-28-161 CADET
AIRPLANE PARTS CATALOG**

Figure and Index Number	Part Number	Code	Nomenclature	No. Req.	Serial Numbers Affected
31-41	63900-145		BUSHING - Front seat safety belt attachment (1.76" L.)	2	
-42	95061-180		BUSHING - Front seat safety belt attachment, right (.34" L.)	1	
	95061-186		BUSHING - Front seat safety belt attachment, left (.25" L.)	1	
-43	63900-149		BUSHING - Rear seat safety belt attachment	4	
-44	95061-91		BUSHING - Rear seat safety belt attachment	2	
-45	62557-04		TRACK - Seat	4	
-46	400 004		BOLT- (AN4-7A)	2	
	407 565		WASHER - (AN960-416)	2	
	404 888		NUT - (MS20365-428C)	2	
-47	401 187		BOLT-(AN5-7A)	4	
	407 566		WASHER - (AN960-516)	4	
	404 837		NUT- MS20364-524C)	4	
-48	401 355		BOLT- (AN5-14A)	1	
	407 566		WASHER - (AN960-516)	1	
	404 889		NUT- (MS20365-524C)	1	
-49	401 266		BOLT- (AN3-5A)	4	
	407 564		WASHER - (AN960-10)	4	
	404 835		NUT- (MS20364-1032C)	4	
-50	401 269		BOLT- (AN3-10A)	2	
-51	400 863		BOLT - (AN23-11A) Left	1	
	401 269		BOLT- (AN3-10A) Right	1	

When ordering, always specify Part Number, Description, and Serial Number of Aircraft

Reissued: August 1, 1999

PIPER AIRCRAFT
PA-28-161 CADET
AIRPLANE PARTS CATALOG

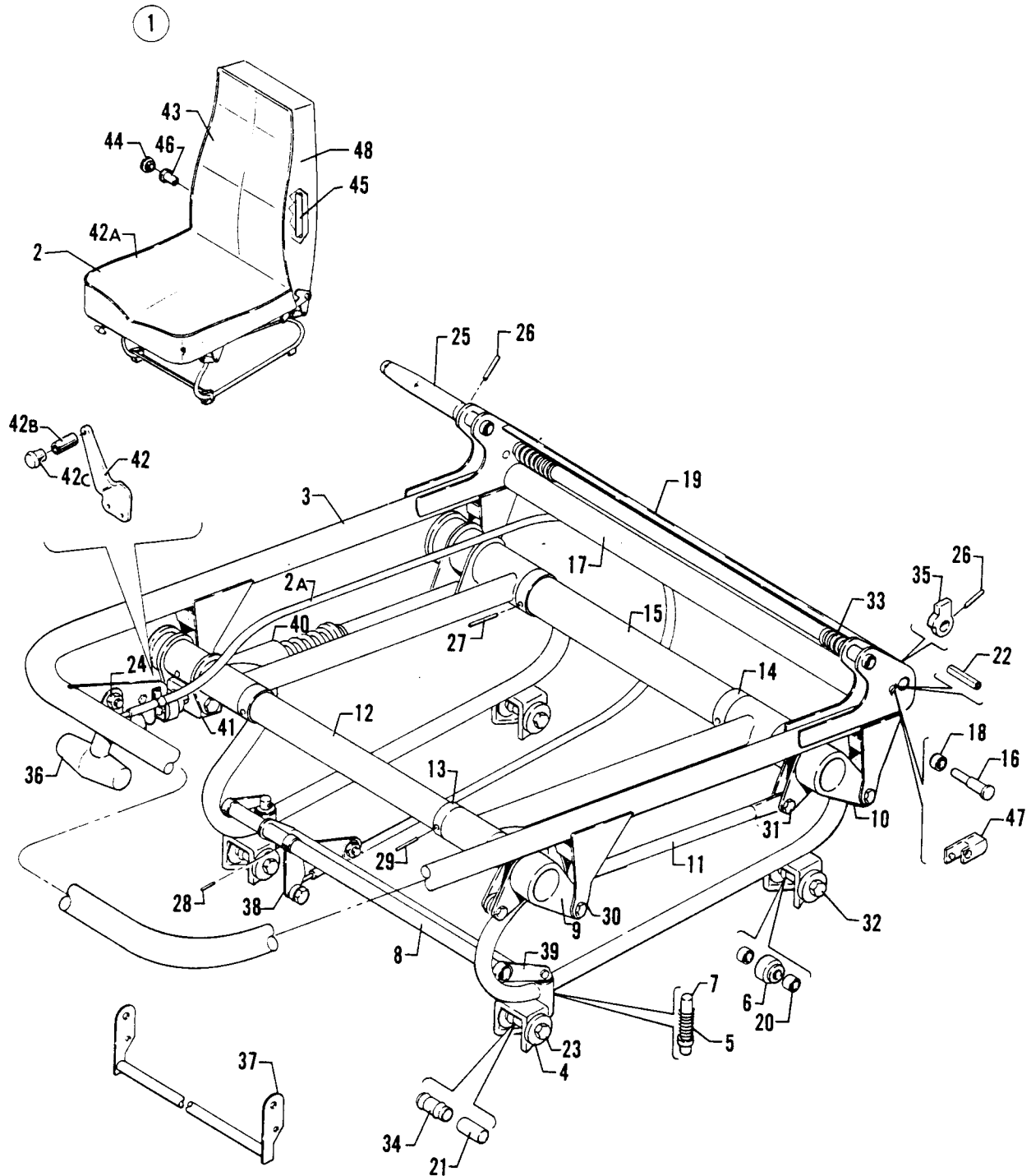


Figure 32. Vertically Adjustable Front Seat Assembly

Reissued: August 1, 1999

**PIPER AIRCRAFT
PA-28-161 CADET
AIRPLANE PARTS CATALOG**

CODE EXPLANATIONS FOR FIGURE 32

PIPER AIRCRAFT PA-28-161 CADET AIRPLANE PARTS CATALOG

Figure and Index Number	Part Number	Code	Nomenclature	No. Req.	Serial Numbers Affected
32-1	89026-02		SEAT ASSEMBLY - Pilot, vertically adjustable	1	
	89026-03		SEAT ASSEMBLY - Copilot, vertically adjustable	1	
-2	89026-06		* BOTTOM ASSEMBLY - Seat, pilot	1	
	89026-07		* BOTTOM ASSEMBLY - Seat, copilot	1	
-2a	554 422		** CABLE ASSEMBLY - Seat track release (crew operated length 2") (PS50146-8-1)	1	
-3	79539-02		** FRAME ASSEMBLY - Seat bottom, pilot	1	
	79539-03		** FRAME ASSEMBLY - Seat bottom, copilot	1	
-4	62833-78		*** WASHER	8	
-5	587 299		*** SPRING - Seat plunger (LC-038F-6SS)	2	
-6	452 386		*** ROLLER - (NAS506-4)	2	
-7	76175-00		*** PLUNGER	2	
-8	76172-03		*** TUBE - Bellcrank	1	
-9	76347-00		*** BELLCRANK ASSEMBLY - Forward	1	
-10	76349-00		*** BELLCRANK ASSEMBLY - Aft	1	
-11	76342-00		*** LINK ASSEMBLY - Seat	1	
-12	76343-00		*** TUBE ASSEMBLY - Forward	1	
-13	76351-02		*** BUSHING - Seat	2	
-14	76351-03		*** BUSHING - Seat	2	
-15	37848-02		*** TUBE ASSEMBLY - Aft	1	
-16	79229-00		*** BEARING SHAFT - Seat release, right	1	
-17	79230-00		*** TUBE - Seat reclining	1	
-18	79235-00		*** BUSHING - Seat back release, right	1	
-19	76176-00		*** COVER - Reclining seat	1	
-20	95061-161		*** SPACER - Seat (.248 wide)	4	
-21	95061-106		*** SPACER	2	
-22	480 732		*** PIN - Roll (59-040-187-0937)	2	
-23	401 318		*** BOLT - (AN4-20A)	2	
	404 888		*** NUT - (MS20365-428C)	2	
	477 708		*** NUT - (26C448)	2	
-24	400 002		*** BOLT- (AN4-5A)	1	
	494 133		*** WASHER - Nylon (1/4 I.D.)	1	
	407 585		*** WASHER - (AN960-416L)	1	
	404 888		*** NUT - (MS20365-428C)	1	
-25	79442-00		*** HANDLE - Seat back adjustment	1	
-26	480 701		*** PIN - Roll (59-028-125-0625)	3	
-27	480 801		*** PIN - (MS9048-173) (1.37 L)	4	
-28	480 777		*** PIN - (MS9048-100) .50 long	3	
-29	480 789		*** PIN - (MS9048-170)	4	
-30	424 172		*** PIN - (MS20392-2C11)	4	
	407 564		*** WASHER - (AN960-10)	4	
	424 051		*** COTTER PIN - (MS24665-132)	4	
-31	424 205		*** PIN - (MS20392-3C17)	2	
	407 585		*** WASHER - (AN960-416L)	2	
	424 051		*** COTTER PIN - (MS24665-132)	2	
-32	401 318		*** BOLT- (AN4-20A)	2	
-33	19336-00		*** SPRING - Seat back adjustment, left	1	
	19336-01		*** SPRING - Seat back adjustment, right	1	
-34	87332-02		*** ROLLER - Seat	2	
-35	19365-02		*** CAM - Reclining seat	2	
-36	571 149		*** KNOB - (PS10067-1-1)	1	
-37	79207-00		*** HANDLE ASSEMBLY - Seat release	1	
-38	76187-00		*** ARM ASSEMBLY - Seat release	1	
-39	76178-00		*** ARM ASSEMBLY- Seat latch	2	
40	587 404		* CONTROLASSEMBLY - Seat adjustment (Gas Spring Corp. P/N 06-10-080-310-025)	1	
41	37902-06		* ADAPTER - Seat control	1	

When ordering, always specify Part Number, Description, and Serial Number of Aircraft

Reissued: August 1, 1999

**PIPER AIRCRAFT
PA-28-161 CADET
AIRPLANE PARTS CATALOG**

Figure and Index Number	Part Number	Code	Nomenclature	No. Req.	Serial Numbers Affected
32-42	37902-08		* CONTROLARM - Actuator	1	
-42a	89046-08		** COVER - Seat bottom, pilot and copilot	2	
-42b	37902-05		**BUSHING -Actuator	1	
-42c	471 084		** KNOB - Actuator (233)	1	
-43	89023-10		* BACK ASSEMBLY - Seat, pilot	1	
	89023-11		* BACK ASSEMBLY - Seat, copilot	1	
	89023-13		** COVER - Seat back, pilot and copilot	2	
-44	79554-02		** KNOB - Seat back release	1	
-45	79555-00		** FRAME ASSEMBLY - Seat back, pilot	1	
	79555-01		** FRAME ASSEMBLY- Seat back, cepilot	1	
-46	453 732		** * BUSHING - Seat back, copilot	1	
-47	99718-05		** STOPASSEMBLY - Seat latch, copilot	1	
-48	89023-13		** COVER - Seat back, pilot and copilot	2	

When ordering, always specify Part Number, Description, and Serial Number of Aircraft

Reissued: August 1, 1999

**PIPER AIRCRAFT
PA-28-161 CADET
AIRPLANE PARTS CATALOG**

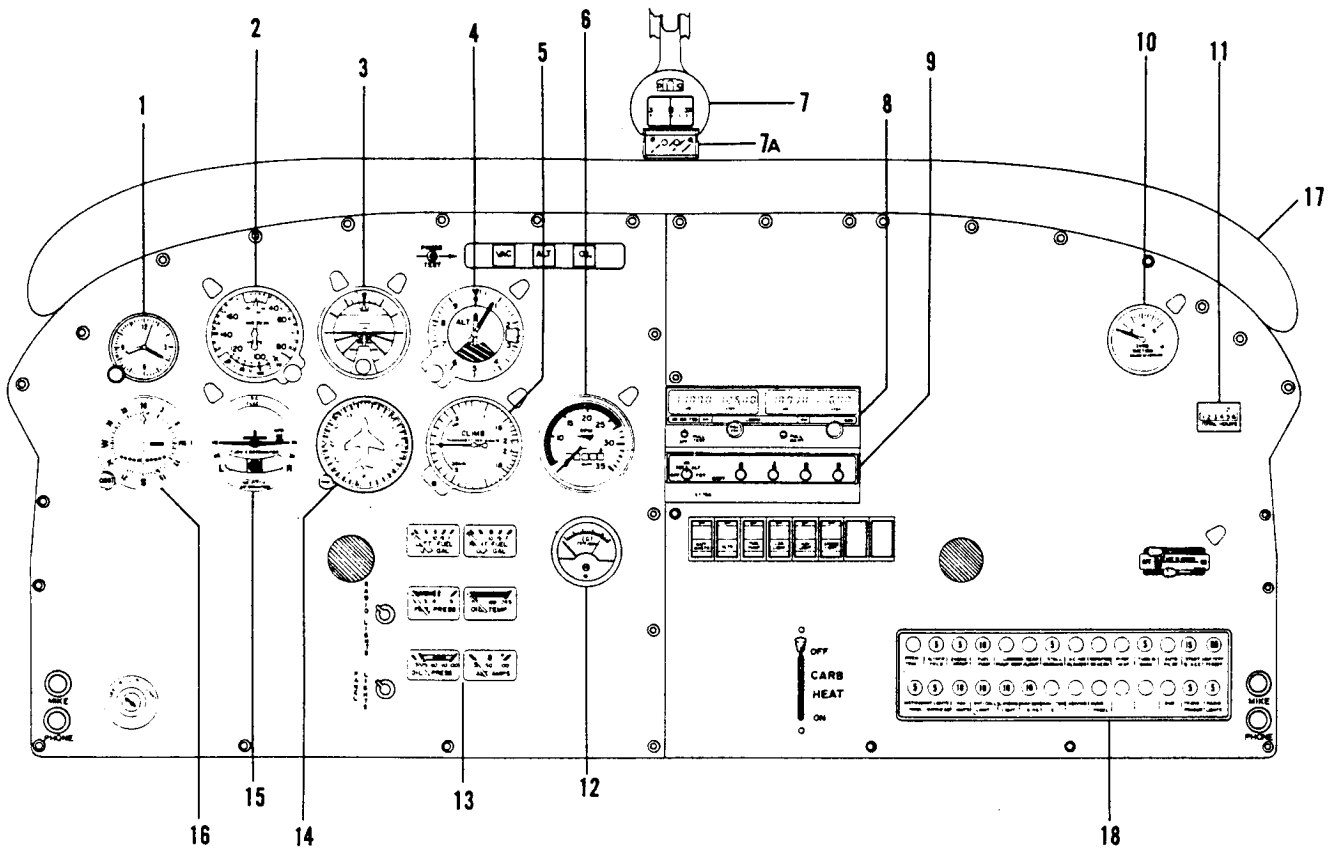


Figure 33. Instruments Installation (Typical)

Reissued: August 1, 1999

**PIPER AIRCRAFT
PA-28-161 CADET
AIRPLANE PARTS CATALOG**

CODE EXPLANATIONS FOR FIGURE 33

- A - See Instrument Panel Electrical Installation for circuit breaker panel components.
- B - Use tachometer shaft per Piper Code Number 486 576.

PIPER AIRCRAFT PA-28-161 CADET AIRPLANE PARTS CATALOG

Figure and Index Number	Part Number	Code	Nomenclature	No. Req.	Serial Numbers Affected
33-	89260		DRAWING - Instruments Installation		
-1	548 868		INSTRUMENT - Clock (MD88P)	1	
-2	548 160		INSTRUMENT - Airspeed indicator (PS50049-41S-2) (Knots)	1	
	548 161		INSTRUMENT- True airspeed indicator (PS50049-41T)	1	
-3	598 556		INSTRUMENT - Attitude gyro	1	
4	548 330		INSTRUMENT - Altimeter, sensitive (inches of mercury and millibars to 20,000 feet)	1	
-5	99010-05		INSTRUMENT - Rate of climb (550 556)	1	
-6	548610	B	INSTRUMENT - Tachometer(PS50048-15-1)	1	
-7	548 082		INSTRUMENT - Compass	1	
-7a	79650-02		HOLDER - Compass card	1	
-8	598 242		NAVICOM TRANSCEIVER - KX 155-38	1	
-9	596 662		TRANSPONDER- KT-76A	1	
-10	99480-00		GAUGE - Suction (550 545)	1	
-11	36660-02		INDICATOR - Engine hour meter (548 421)	1	
-12	470 753		GAUGE - Exhaust gas temperature	1	
-13	89257-02		INSTRUMENT - Engine cluster assembly	1	
	461 693		* GAUGE - Fuel quantity, left	1	
	461 695		* GAUGE - Fuel quantity, right	1	
	461 692		* GAUGE - Fuel pressure	1	
	478 645		* GAUGE - Oil temperature	1	
	478 643		* GAUGE - Oil pressure	1	
	548 910		* GAUGE - Ammeter	1	
-14	99003-08		INSTRUMENT- Directional gyro (598 557)	1	
-15	548190		INSTRUMENT- Turn coordinator, electric	1	
-16	548 292		INDICATOR- VOR/LOC (KI-208)	1	
-17	89305-02		GLARESHIELD ASSEMBLY	1	
-18		A	Circuit Breaker Panel		

When ordering, always specify Part Number, Description, and Serial Number of Aircraft

Reissued: August 1, 1999

**PIPER AIRCRAFT
PA-28-161 CADET
AIRPLANE PARTS CATALOG**

THIS PAGE INTENTIONALLY LEFT BLANK

PIPER AIRCRAFT
PA-28-161 CADET
AIRPLANE PARTS CATALOG

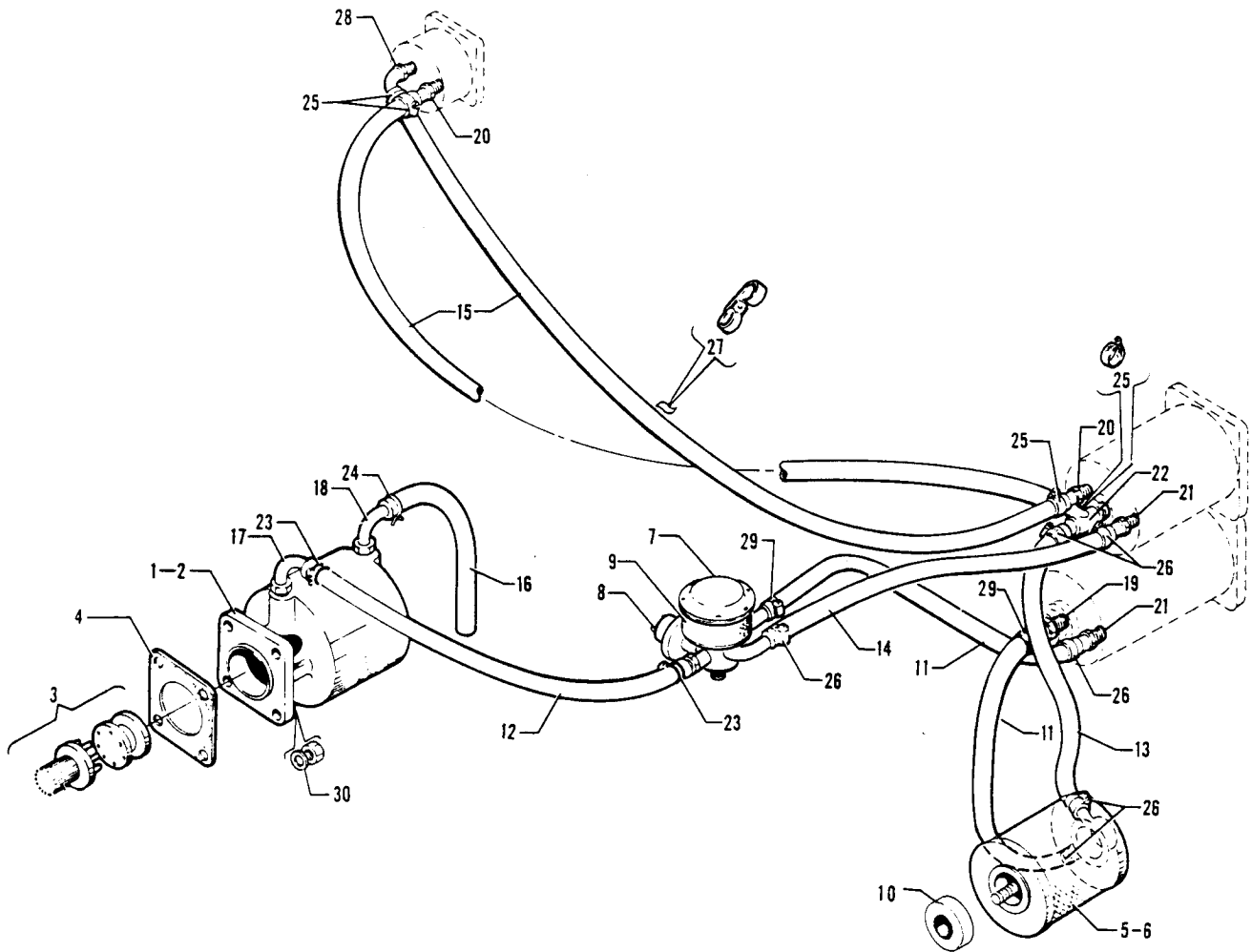


Figure 34. Vacuum System Installation

Reissued: August 1, 1999

**PIPER AIRCRAFT
PA-28-161 CADET
AIRPLANE PARTS CATALOG**

CODE EXPLANATIONS FOR FIGURE 34

PIPER AIRCRAFT PA-28-161 CADET AIRPLANE PARTS CATALOG

Figure and Index Number	Part Number	Code	Nomenclature	No. Req.	Serial Numbers Affected
34-	69272		DRAWING-Vacuum System Installation		
-1	450 380		KIT - Vacuum pump drive (69439)	1	
-2	79399-00		PUMP- Dry vacuum (Airborne 211CC) (481 753)	1	
-3	753 910		* COUPLING ASSEMBLY KIT - Vacuum pump drive (No. 350)	1	
-4	751 859		** GASKET- Vacuum pump mounting (B3-1-2)	1	
-5	66673-00		FILTER ASSEMBLY - Air (66673-00) (460 888)	1	
-6	757 899		* CARTRIDGE - Air filter (D9-18-1)	1	
-7	492 240		VALVE - Suction regulating (2H3-19)	1	
-8	757 790		* SWITCH - (F7-16-1)	1	
-9	751 815		* FILTER - Regulating (B3-5-1)	1	
-10	63900-145		SPACER - Air filter	1	
-11	63913-07		HOSE - Directional gyro to air filter	2	
-12	63913-81		HOSE - Regulating valve to vacuum pump	1	
-13	63913-44		HOSE - Gyro horizon to air filter	1	
-14	63913-47		HOSE - Gyro horizon to regulating valve (11.50" L)	1	
-15	63913-49		HOSE - Gyro horizon to suction gauge	2	
-16	63904-29		HOSE - Vacuum pump exhaust	1	
-17	458 958		ELBOW- (1K1-6-10)	1	
-18	558 900		ELBOW- (1K8-6-8)	1	
-19	558 912		ELBOW- (1K9-4-6)	1	
-20	451 881		ADAPTER - (1K10-2-4)	2	
-21	451 939		ADAPTER- (1K10-4-6)	2	
-22	460 836		FITTING - (1K31-4-6-4)	1	
-23	554 659		CLAMP - (SAE TY F-8)	2	
-24	554 985		CLAMP- (SAE TY E-11)	1	
-25	554 861		CLAMP - (SAE TY F-4)	4	
-26	554 888		CLAMP- (SAE TY F-6)	6	
-27	554 958		CLAMP - (PS10017-8-8)	2	
-28	458 948		ELBOW- (1K1-2-4)	1	
-29	554 598		CLAMP - (NAS397-12)	2	
-30	400 004		NUT - (PS10024-4-20)	4	
	407 565		WASHER - (AN960-416)	4	

When ordering, always specify Part Number, Description, and Serial Number of Aircraft

Reissued: August 1, 1999

**PIPER AIRCRAFT
PA-28-161 CADET
AIRPLANE PARTS CATALOG**

THIS PAGE INTENTIONALLY LEFT BLANK

**PIPER AIRCRAFT
PA-28-161 CADET
AIRPLANE PARTS CATALOG**

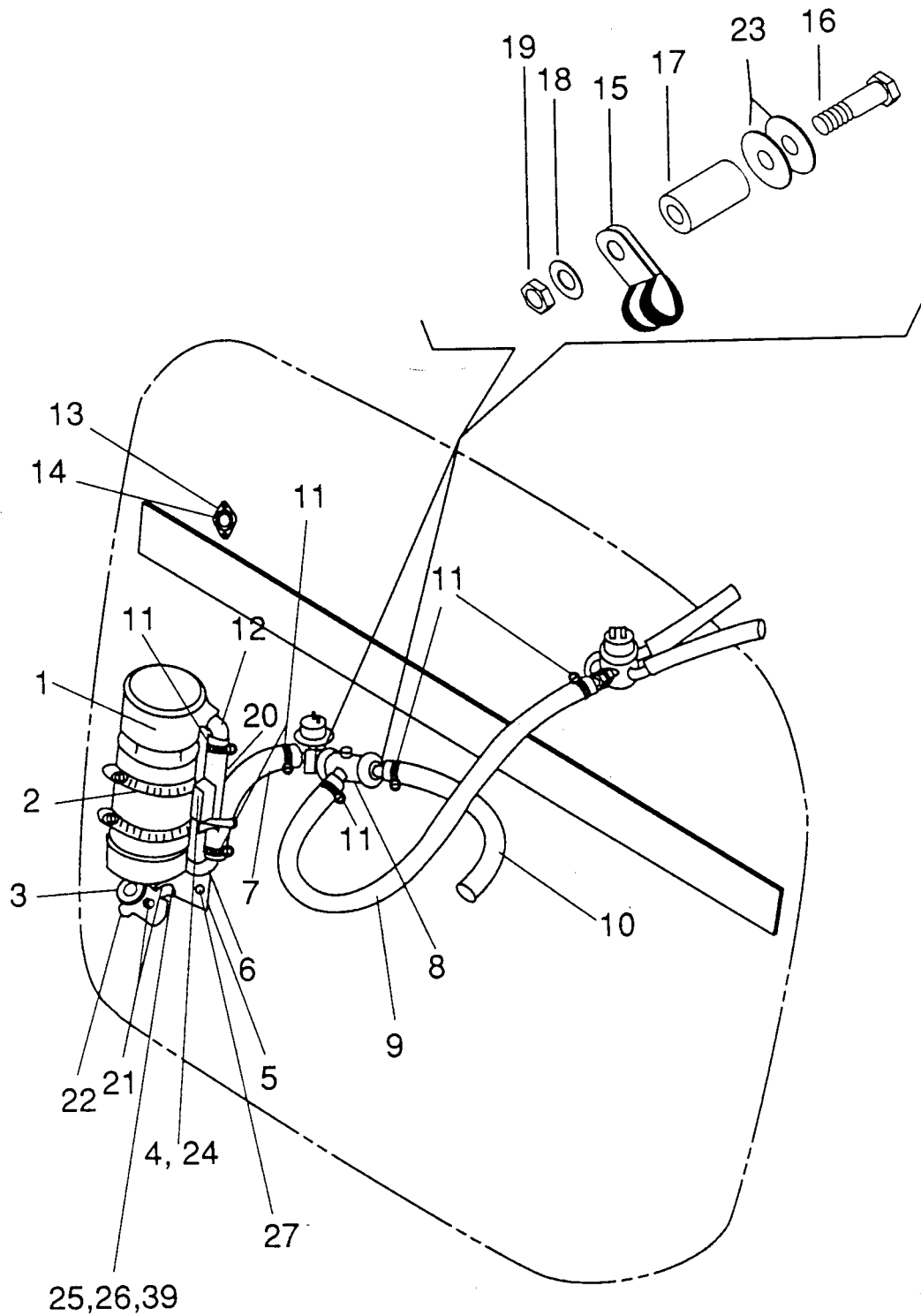


Figure 35. Auxiliary Vacuum System Installation (1 of 2)

Reissued: August 1, 1999

PIPER AIRCRAFT
PA-28-161 CADET
AIRPLANE PARTS CATALOG

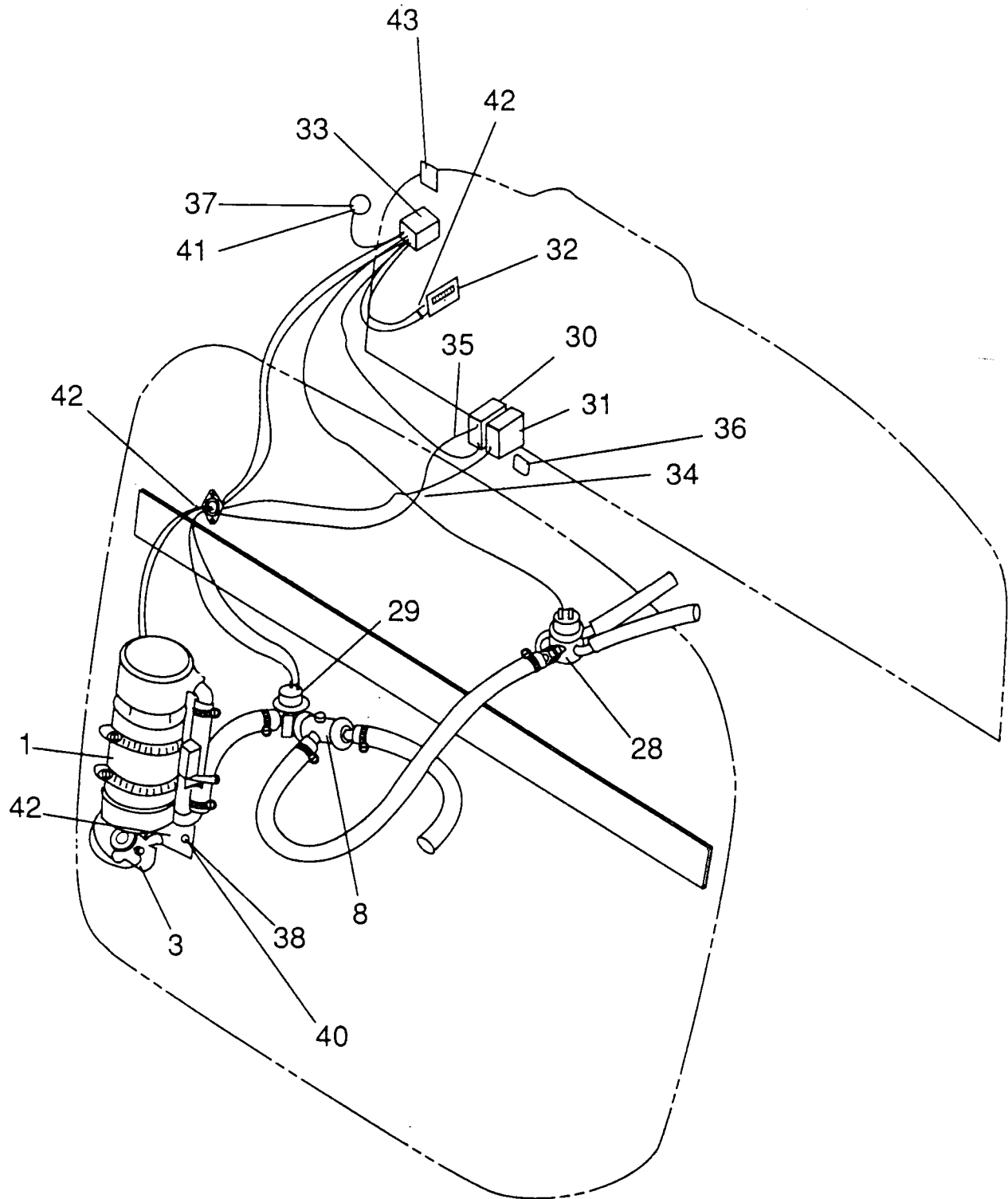


Figure 35. Auxiliary Vacuum System Installation (2 of 2)

**PIPER AIRCRAFT
PA-28-161 CADET
AIRPLANE PARTS CATALOG**

CODE EXPLANATIONS FOR FIGURE 35

A - Either circuit breaker may be used.

PIPER AIRCRAFT PA-28-161 CADET AIRPLANE PARTS CATALOG

Figure and Index Number	Part Number	Code	Nomenclature	No. Req.	Serial Numbers Affected
35-	87773		DRAWING - Auxiliary Vacuum Pump Installation		
-1	765 551		AUXILIARY AIR PUMP - (4A3-1)	1	
-2	654 186		CLAMP - (PS10017-23-52)	2	
-3	762 669		RELAY - (F7-64-2)	1	
-4	754 895		FILTER ASSEMBLY - (F7-84-1)	1	
-5	87770-02		BRACKETASSEMBLY	1	
-6	458 958		ELBOW- (1K1-6-10)	1	
-7	84013-82		HOSE	1	
-8	761 821		MANIFOLD ASSEMBLY - (1H5-24)	1	
-9	84013-83		HOSE	1	
-10	84013-84		HOSE	1	
-11	554 659		CLAMP - (SAE TY F-8)	5	
-12	558 901		ELBOW- (1K1-6-8)	1	
-13	68771-10		GASKET	1	
-14	68770-08		GROMMET	2	
-15	454 977		CLAMP - (PS10017-2-16)	2	
-16	411 536		SCREW- (MS35207-267)	2	
-17	82695-24		SPACER	2	
-18	407 584		WASHER - (AN960-10L)	4	
-19	404 835		NUT- (MS20364-1032C)	4	
-20	84013-81		HOSE	1	
-21	23969-02		NIPPLE	4	
-22	23969-03		NIPPLE	2	
-23	407 800		WASHER - (AN970-3)	4	
-24	415 332		SCREW - (MS27039-1-22)	1	
-25	401 307		BOLT- (AN4-4A)	2	
-26	404 888		NUT- (MS20365-428C)	2	
-27	404 829		NUT- (MS20364-632C)	1	
-28	492 240		VALVE - Suction regulating (2H3-19)	1	
-29	757 790		SWITCH - (F7-16-1)	1	
-30	454 709	A	CIRCUIT BREAKER - (PS50120-1-9)	1	
	454 743	A	CIRCUIT BREAKER - (PS50120-3-36)	1	
-31	454 706	A	CIRCUIT BREAKER - (PS50120-1-2)	1	
	454 668	A	CIRCUIT BREAKER - (PS50120-3-8)	1	
-32	764 531		ETI ASSEMBLY- (F7-97-1)	1	
-33	87777-05		SWITCH ASSEMBLY	1	
-34	87777-31		WIRE ASSEMBLY	1	
-35	87777-34		WIRE ASSEMBLY	1	
-36	87369-60		PLACARD	1	
-37	407 128		WASHER - (AN936-B10)	1	
-38	407 562		WASHER - (AN960-6)	1	
	407 130		WASHER - (AN936-B6)	1	
-39	407 565		WASHER - (AN960-416)	2	
-40	415 520		SCREW - (MS35206-230)	1	
-41	411 530		SCREW-(MS35207-261)	1	
-42	587 690		STRAP - (MS3367-5-9)	6	
-43	765 553		PLACARD - (B4-203-1)	1	

When ordering, always specify Part Number, Description, and Serial Number of Aircraft

**PIPER AIRCRAFT
PA-28-161 CADET
AIRPLANE PARTS CATALOG**

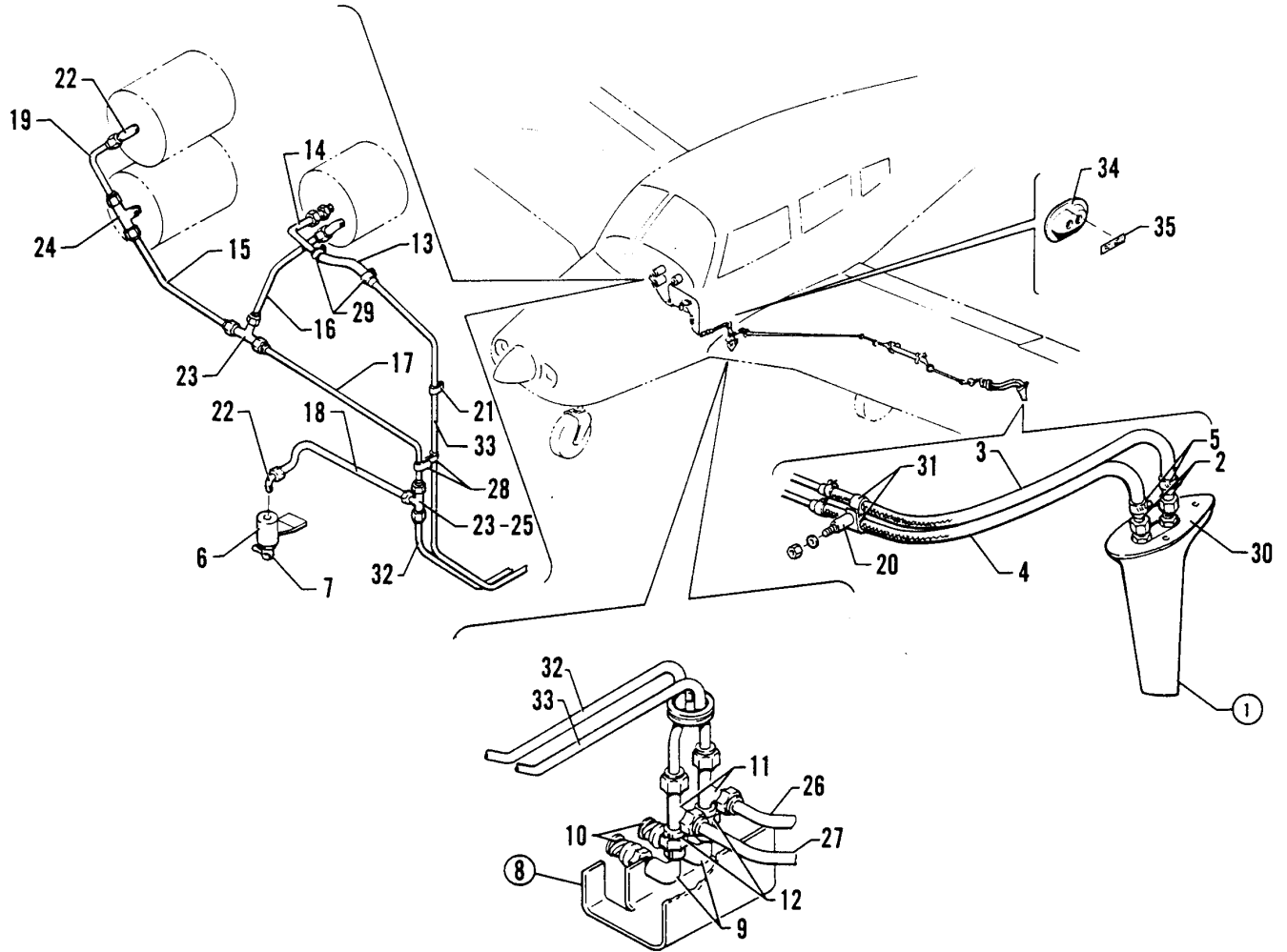


Figure 36. Pitot Static System Installation

Reissued: August 1, 1999

**PIPER AIRCRAFT
PA-28-161 CADET
AIRPLANE PARTS CATALOG**

CODE EXPLANATIONS FOR FIGURE 36

- A - Used if encoding altimeter is installed.
- B - Used if heated pitot head is installed.
- C - Used if alternate static system is installed.
- D - Used if optional rate of climb instrument is installed.

PIPER AIRCRAFT PA-28-161 CADET AIRPLANE PARTS CATALOG

Figure and Index Number	Part Number	Code	Nomenclature	No. Req.	Serial Numbers Affected
36-	35493		DRAWING - Pitot Static System Installation		
-1	65797-07		HEAD ASSEMBLY - Pitot (unheated)	1	
	96392-05		HEAD ASSEMBLY - Pitot (heated)	1	
-2	556 105		* CONNECTOR - (1068 x 4)	2	
-3	63913-123		* HOSE - Pitot	1	
-4	63913-122		* HOSE - Pitot	1	
-5	554 861		* CLAMP - (SAE TY F4)	2	
-6	96143-00		VALVE ASSEMBLY - Static air vent	1	
-7	492 100		*VALVE-(CCA-7450)	1	
-8	37994-02		SUMPASSEMBLY - Pitot static	1	
-9	35696-02		* ELBOW - Pitot static	2	
-10	492 241		* VALVE - (PS50036-2-2)	2	
-11	488 310		* TEE - (AN826-3D)	2	
-12	455 173		* COUPLING - (AN910-1D)	2	
-13	63913-106		HOSE - Pitot pressure	1	
-14	63207-00		TUBE- Pitot	1	
-15	83744-144		TUBE ASSEMBLY - Pitot static	1	
-16	83744-143		TUBE ASSEMBLY - Pitot static	1	
-17	67700-67		TUBE ASSEMBLY - Pitot static	1	
-18	67700-172		TUBE ASSEMBLY - Pitot static	1	
-19	95153-101		TUBE ASSEMBLY - Pitot static	1	
	95153-158	A	TUBE ASSEMBLY - Pitot static	1	
-20	63900-25		BUSHING	1	
-21	554 953		CLAMP - (PS10017-8-3)	1	
-22	458 893		ELBOW- (AN822-3D)	4	
-23	488 315	C	TEE - (AN824-3D)	2	
-24	488 380	D	TEE - (AN825-3D)	1	
	491 059		UNION - (AN832-3D)	1	
-25	491 059		UNION - (AN832-3D)	1	
-26	67700-403		TUBE ASSEMBLY- Pitot pressure	1	
-27	67700-185		TUBE ASSEMBLY- Pitot static	1	
-28	454 928		CLAMP - (PS10017-2-3)	6	
-29	554 861		CLAMP- (SAE TY F4)	6	
-30	69042-02		GASKET- Pitot head	1	
	69042-00	B	GASKET - Pitot head	1	
-31	454 929		CLAMP -(PS1001 7-2-4)	4	
-32	67700-301		TUBE ASSEMBLY- Pitot static	1	
-33	67700-300		TUBE ASSEMBLY - Pitot pressure	1	
-34	35507-02		COVER ASSEMBLY - Pitot static drain	1	
-35	69669-115		* PLACARD - Pitot drain	1	

When ordering, always specify Part Number, Description, and Serial Number of Aircraft

Reissued: August 1, 1999

**PIPER AIRCRAFT
PA-28-161 CADET
AIRPLANE PARTS CATALOG**

THIS PAGE INTENTIONALLY LEFT BLANK

**PIPER AIRCRAFT
PA-28-161 CADET
AIRPLANE PARTS CATALOG**

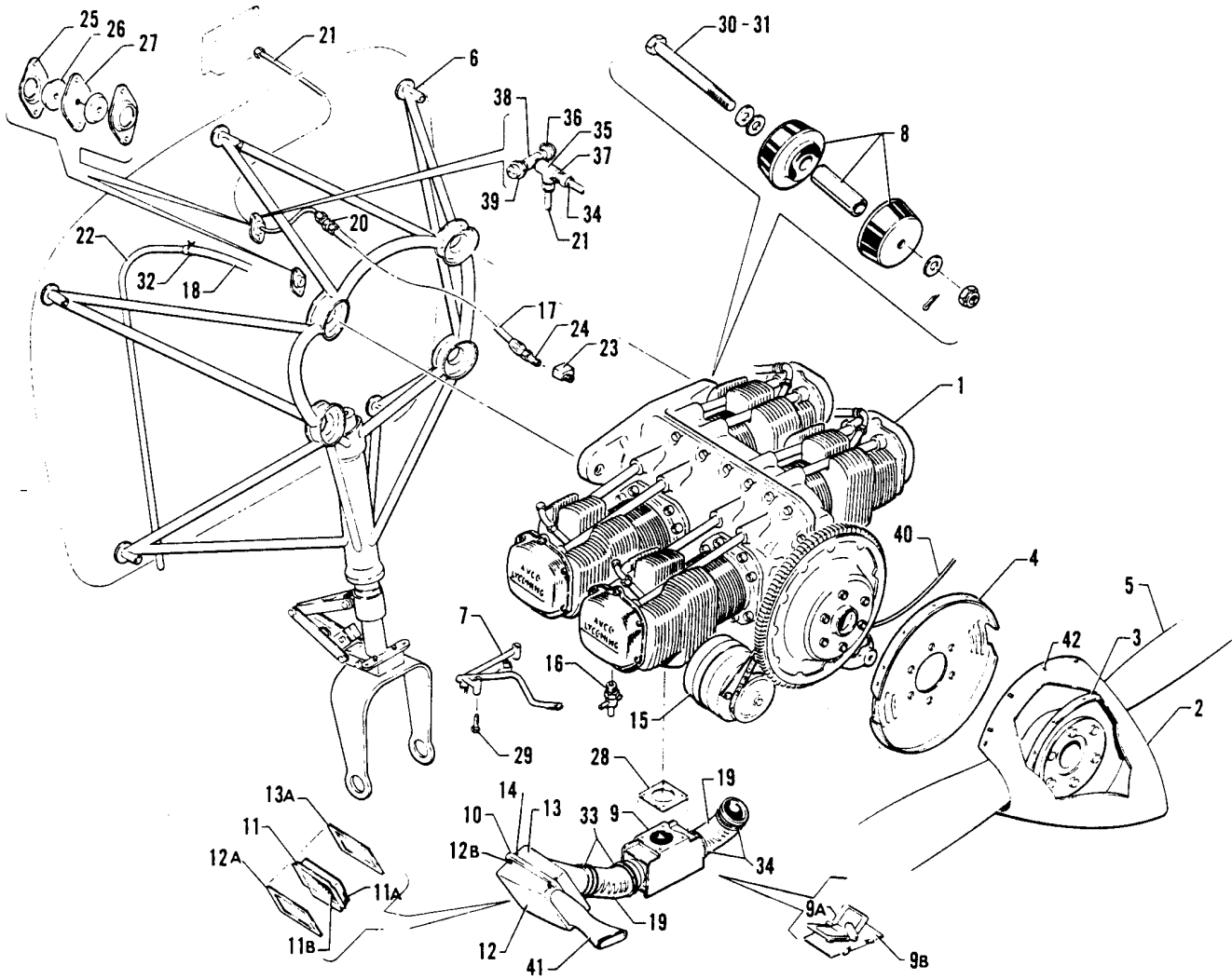


Figure 37. Power Plant Installation

**PIPER AIRCRAFT
PA-28-161 CADET
AIRPLANE PARTS CATALOG**

CODE EXPLANATIONS FOR FIGURE 37

- A - Alternator is supplied by Avco-Lycoming as part of the engine package.
- B - Used if engine hour meter is installed.
- C - Used on shaft of valve 87327-02.

PIPER AIRCRAFT PA-28-161 CADET AIRPLANE PARTS CATALOG

Figure and Index Number	Part Number	Code	Nomenclature	No. Req.	Serial Numbers Affected
37-	35106		DRAWING - Power Plant Installation		
	36851		DRAWING - Propeller and Spinner Installation, Sensenich		
	35491		DRAWING - Induction Air System Installation		
-1			ENGINE - Lycoming (O-320-D3G) with Slick magnetos	1	
-2	87325-12		SPINNERASSEMBLY-Propeller	1	
-3	87325-10		BULKHEAD ASSEMBLY - Spinner, front	1	
-4	36757-07		BULKHEAD ASSEMBLY - Spinner, rear	1	
-5	550 972		PROPELLER - Sensenich (74DM6-0-60)	1	
-6	35122-20		MOUNTASSEMBLY - Engine and nose gear strut	1	
-7	35379-00		SUPPORT ASSEMBLY - Engine controls	1	
-8	475 124		MOUNT - Engine (J9613-40) top left, bottom right	2	
	475 125		MOUNT - Engine (J9613-53) top right, bottom left	2	
-9	87328-02		BOX ASSEMBLY - Carburetor air	1	
	401 919		* BOLT - Mounting	4	
-9a	87327-02		* VALVE ASSEMBLY - Carburetor air box	1	
	434 179	C	* GROMMET	2	
	453 991	C	* BEARING- (PS10065-23)	2	
-9b	35515-06		* BOTTOM ASSEMBLY - Carburetor air box	1	
-10	35462-00		* BOX ASSEMBLY - Carburetor air filter	1	
-11	35477-00		* FILTER ASSEMBLY - Carburetor air	1	
-11a	35468-00		** ELEMENT- Filter	1	
-11b	87349-02		** RETAINER- Filter	1	
-12	35463-00		* BOX ASSEMBLY - Air filter, lower	1	
-12a	35467-00		** SEAL - Air filter box	1	
-12b	484 322		** RECEPTACLE - (PS10077-2-62)	4	
-13	35464-00		* BOX ASSEMBLY - Air filter, upper	1	
-13a	35467-00		** SEAL - Air filter box	1	
-14	587 505		** STUD - (PS10077-2-19)	4	
	587 320		** SPRING - (PS10077-2-60)	4	
	494 041		** WASHER - (PS10077-2-61)	4	
	484 482		** RETAINER - (PS10077-2-64)	4	
-15		A	ALTERNATOR ASSEMBLY	1	
-16	61879-02		VALVE ASSEMBLY - Oil drain	1	
-17	63901-27		HOSE ASSEMBLY - Flexible, oil pressure	1	
-18	63913-28		HOSE - Engine breather	1	
-19	99849-03		HOSE - Carburetor air	2	
-20	491 055		UNION - (AN815-4) Oil pressure	1	
-21	83744-146		TUBE ASSEMBLY - Oil pressure	1	
-22	62980-04		TUBE - Engine breather	1	
-23	69301-00		ELBOW- Oil pressure	1	
-24	68778-00		ELBOW- Oil pressure	1	
-25	66789-00		PLATE - Firewall grommet	2	
-26	68770-18		GROMMET - Firewall seal	2	
-27	68771-06		GASKET- Firewall seal	1	
-28	73451-07		GASKET - Carburetor air box	1	
-29	486 274		SCREW - (MS90725-15)	2	
	407 136		WASHER - (AN936-A416)	2	
	407 565		WASHER - (AN960-416)	2	
-30	401 543		BOLT - Top, engine to mount (AN7-43A)	2	
	407 568		WASHER - Engine mount (AN960-716)	2	
	404 891		NUT - Engine mount (MS20365-720C)	2	
-31	401 544		BOLT -Bottom, engine to mount (AN7-44A)	2	
	407 568		WASHER - Engine mount (AN960-716)	2	
	404 891		NUT - Engine mount (MS20365-720C)	2	
-32	454 837		CLAMP - Engine breather hose (SAE TYA-7/8)	2	

When ordering, always specify Part Number, Description, and Serial Number of Aircraft

Reissued: August 1, 1999

**PIPER AIRCRAFT
PA-28-161 CADET
AIRPLANE PARTS CATALOG**

Figure and Index Number	Part Number	Code	Nomenclature	No. Req.	Serial Numbers Affected
37-33	554 800		CLAMP- (SAE TYA-3 3/16)	4	
-34	67700-86		TUBE ASSEMBLY-Oil pressure, forward	1	
-35	79038-00		TEE - Bulkhead fitting	1	
-36	587 961		SWITCH - (M-4011-35)	1	
-37	407 591		WASHER - (AN960-716L)	1	
	477 629		NUT - (AN924-4)	1	
-38	588 469	B	TEE - (1/8 MMS-S)	1	
-39	587 990	B	SWITCH - (M-4006-4)	1	
-40	79653-135		WIRE ASSEMBLY - Starter to starter solenoid	1	
-41	35486-00		DUCT - Carburetor air intake	1	
-42	415 379		SCREW - (MS51958-63)	20	
	494 227		WASHER - (PS10063-2)	20	

When ordering, always specify Part Number, Description, and Serial Number of Aircraft

Reissued: August 1, 1999

PIPER AIRCRAFT
PA-28-161 CADET
AIRPLANE PARTS CATALOG

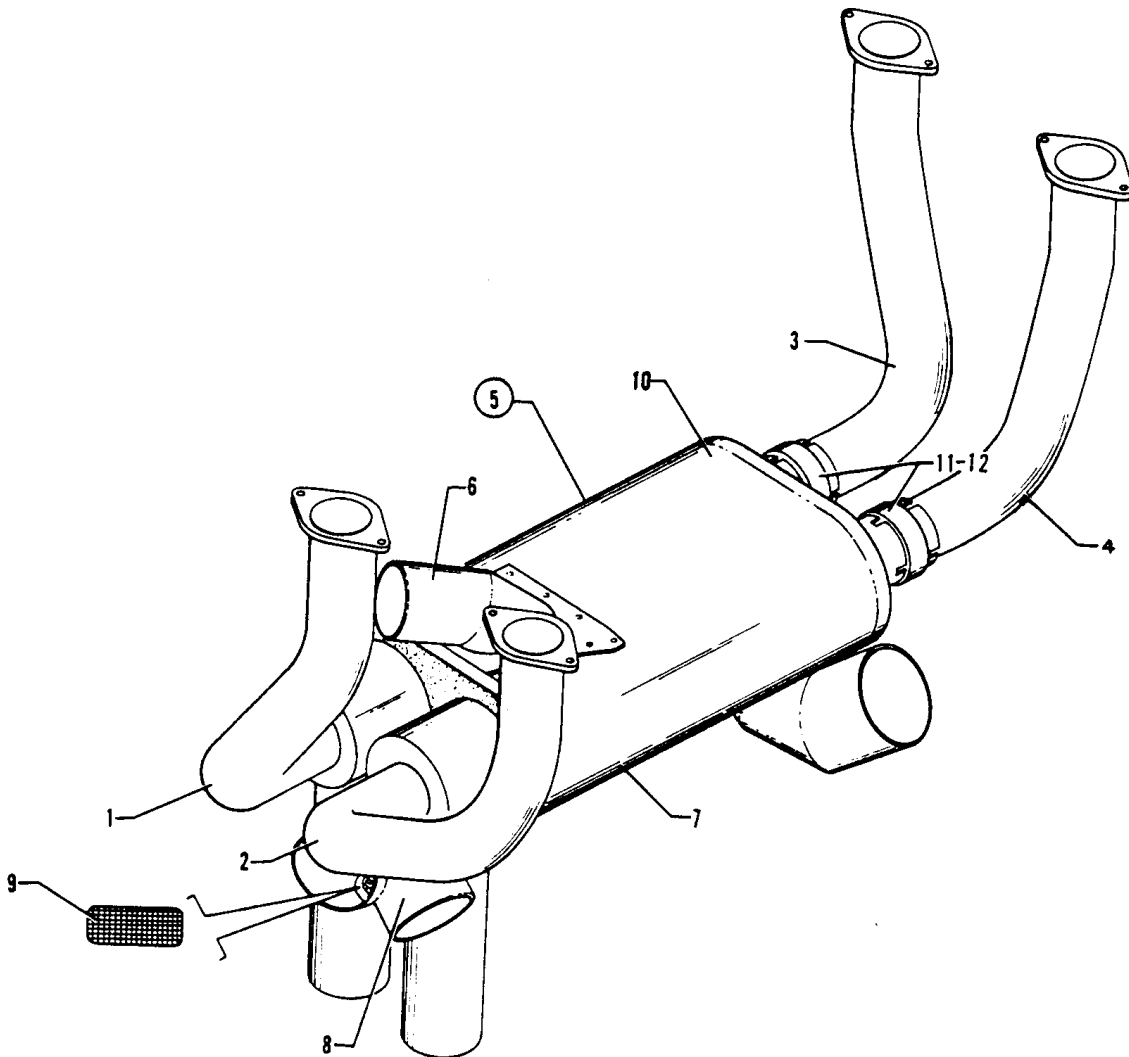


Figure 38. Engine Exhaust System Installation

**PIPER AIRCRAFT
PA-28-161 CADET
AIRPLANE PARTS CATALOG**

CODE EXPLANATIONS FOR FIGURE 38

**PIPER AIRCRAFT
PA-28-161 CADET
AIRPLANE PARTS CATALOG**

Figure and Index Number	Part Number	Code	Nomenclature	No. Req.	Serial Numbers Affected
38-	35136		DRAWING - Engine Exhaust System Installation		
-1	35300-00		STACK ASSEMBLY - Left front	1	
-2	35301-00		STACK ASSEMBLY - Left rear	1	
-3	37922-02		STACK ASSEMBLY - Right front	1	
-4	62232-00		STACK ASSEMBLY - Right rear	1	
-5	35302-02		MUFFLER ASSEMBLY - Complete	1	
-6	66894-03		* MUFFLER ASSEMBLY	2	
-7	35303-02		* SHROUD ASSEMBLY - Muffler, bottom	1	
-8	35631-00		* * SHROUD ASSEMBLY - Muffler, takeoff	1	
-9	35631-04		* * * SCREEN	1	
-10	99568-02		* SHROUD ASSEMBLY - Muffler, top	1	
-11	63243-02		CLAMPASSEMBLY - Exhaust stack	2	
-12	400 103		BOLT- (AN4-6)	2	
	407 565		WASHER - (AN960-416)	4	
	404 101		NUT- (AN310-4)	2	
	424 051		COTTER PIN - (MS24665-132)	2	

When ordering, always specify Part Number, Description, and Serial Number of Aircraft

Reissued: August 1, 1999

**PIPER AIRCRAFT
PA-28-161 CADET
AIRPLANE PARTS CATALOG**

THIS PAGE INTENTIONALLY LEFT BLANK

PIPER AIRCRAFT
PA-28-161 CADET
AIRPLANE PARTS CATALOG

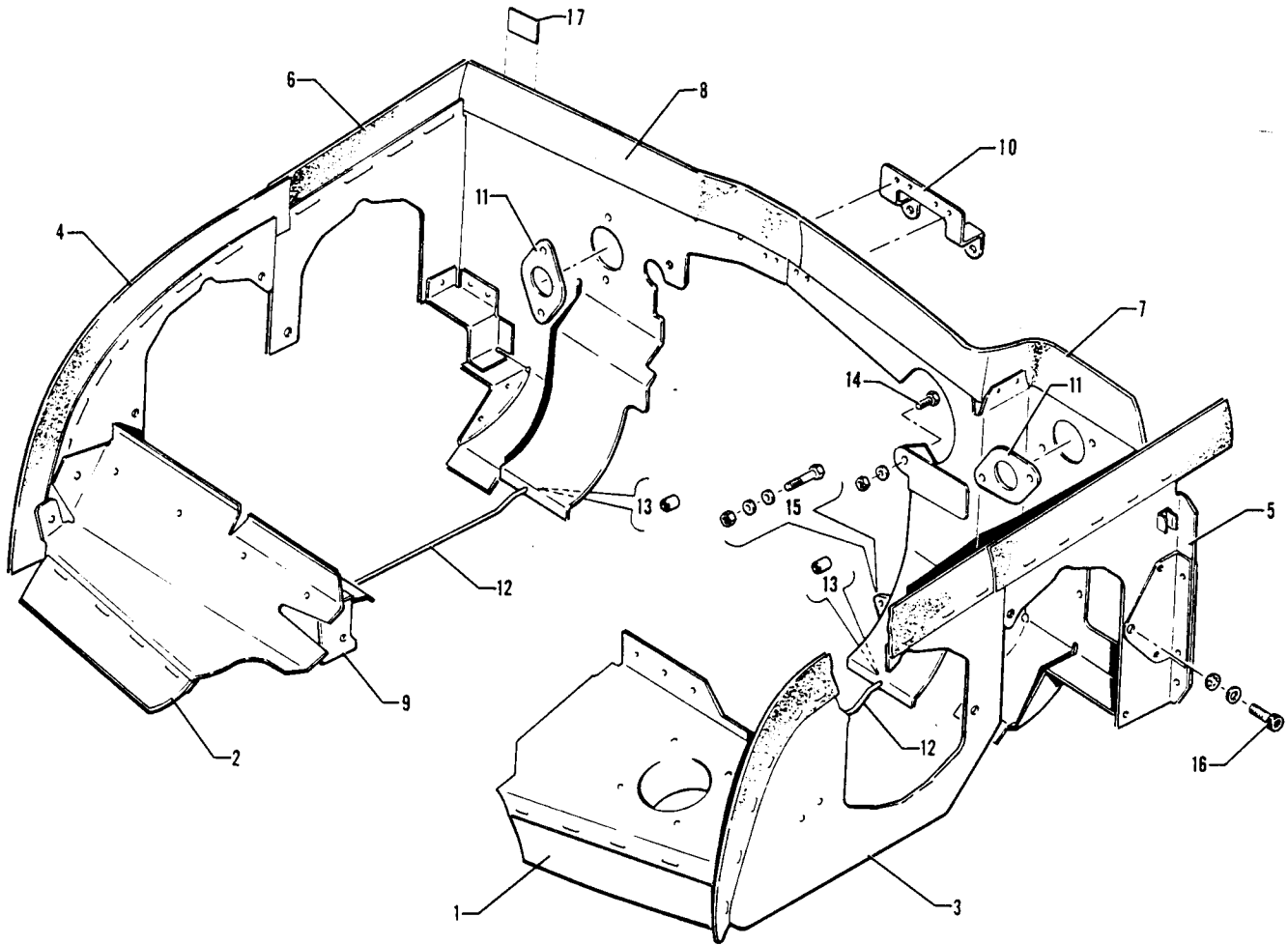


Figure 39. Engine Baffle Installation

Reissued: August 1, 1999

**PIPER AIRCRAFT
PA-28-161 CADET
AIRPLANE PARTS CATALOG**

CODE EXPLANATIONS FOR FIGURE 39

**PIPER AIRCRAFT
PA-28-161 CADET
AIRPLANE PARTS CATALOG**

Figure and Index Number	Part Number	Code	Nomenclature	No. Req.	Serial Numbers Affected
39-	35137		DRAWING - Engine Baffle Installation		
-1	35341-02		BAFFLE ASSEMBLY - Left, front	1	
-2	35342-06		BAFFLE ASSEMBLY - Right, front	1	
-3	35343-00		BAFFLE ASSEMBLY - Left side, front	1	
-4	35344-00		BAFFLE ASSEMBLY - Right side, front	1	
-5	35345-04		BAFFLE ASSEMBLY - Left side, rear	1	
-6	35346-00		BAFFLE ASSEMBLY - Right side, rear	1	
-7	35399-08		BAFFLE ASSEMBLY - Left, rear	1	
-8	35412-00		BAFFLE ASSEMBLY - Right, rear	1	
-9	35490-02		BAFFLE ASSEMBLY - Right, front	1	
-10	63605-00		BRACKET - Rear baffle reinforcement	1	
-11	99679-00		PLATE - Baffle magneto harness	2	
-12	87392-02		TIE ROD - Baffle assembly	2	
-13	63900-14		BUSHING - Baffle tie rod	2	
-14	400 002		BOLT - (AN4-SA)	1	
	407 585		WASHER - (AN960-416L)	1	
	404 836		NUT - (MS20364-428C)	1	
-15	401 312		BOLT - (AN4-12A)	1	
	407 565		WASHER - (AN960-416)	2	
	404 888		NUT - (MS20365-428C)	1	
-16	418 420		SCREW - Cap (1/4 x 20 NC-3 x 1/2)	10	
	407 136		WASHER - Lock (AN936-A416)	10	
	407 565		WASHER - (AN960-416)	10	
-17	87338-02		PLACARD - Oil spec	1	

When ordering, always specify Part Number, Description, and Serial Number of Aircraft

Reissued: August 1, 1999

**PIPER AIRCRAFT
PA-28-161 CADET
AIRPLANE PARTS CATALOG**

THIS PAGE INTENTIONALLY LEFT BLANK

PIPER AIRCRAFT
PA-28-161 CADET
AIRPLANE PARTS CATALOG

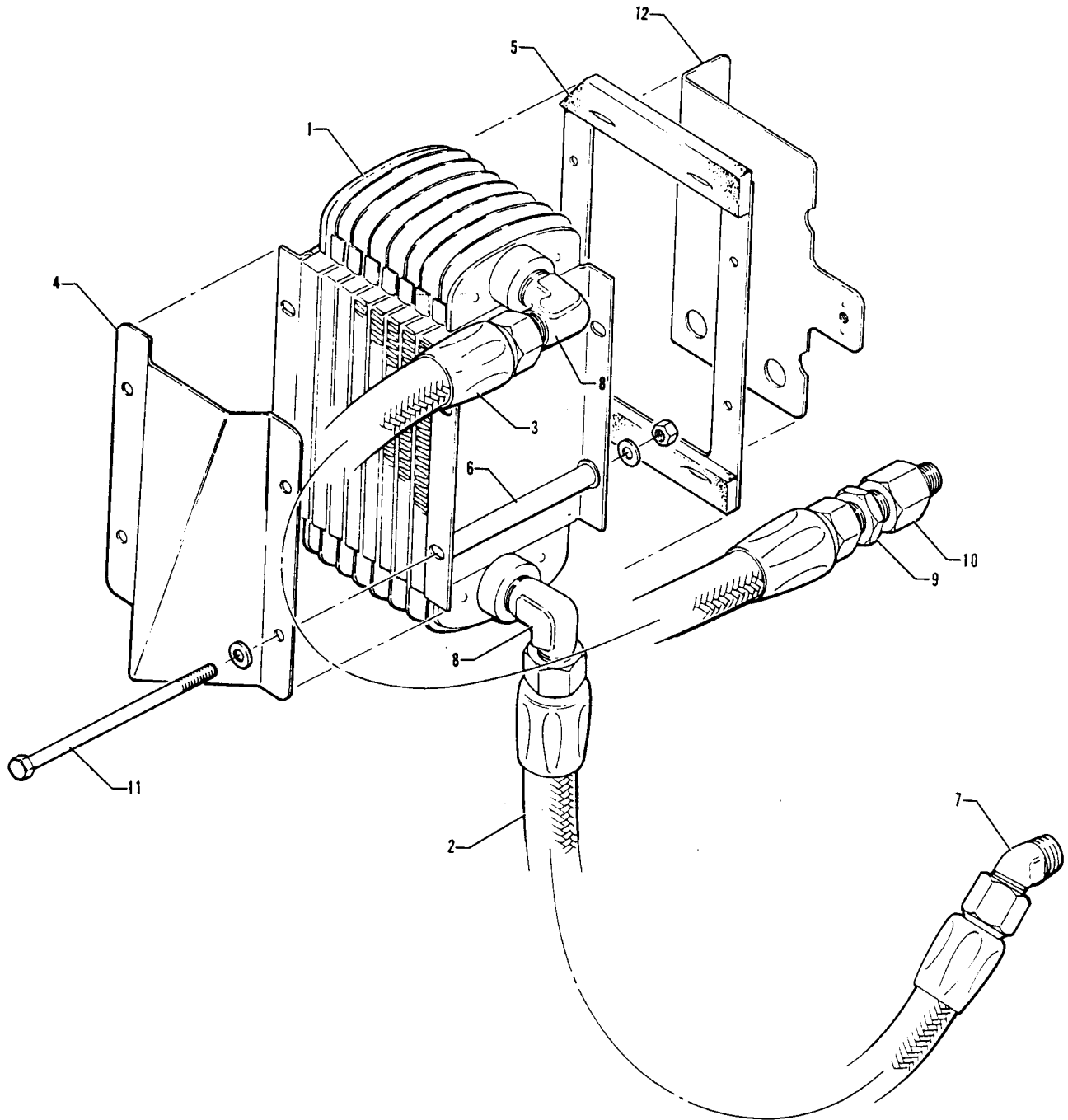


Figure 40. Oil cooler Installation

Reissued: August 1, 1999

**PIPER AIRCRAFT
PA-28-161 CADET
AIRPLANE PARTS CATALOG**

CODE EXPLANATIONS FOR FIGURE 40

**PIPER AIRCRAFT
PA-28-161 CADET
AIRPLANE PARTS CATALOG**

Figure and Index Number	Part Number	Code	Nomenclature	No. Req.	Serial Numbers Affected
40-	35139		DRAWING - Oil Cooler Installation		
-1	18622-00		COOLER ASSEMBLY - Oil	1	
-2	63901-49		HOSE ASSEMBLY - Oil cooler inlet	1	
-3	63901-34		HOSE ASSEMBLY - Oil cooler outlet	1	
-4	35449-00		DEFLECTOR - Oil cooler	1	
-5	35448-00		SEALASSEMBLY - Oil cooler	1	
-6	86062-94		TUBE - Spacer	4	
-7	458 855		ELBOW - (AN823-8)	1	
-8	458 898		ELBOW - (AN822-8D)	2	
-9	476 688		NIPPLE - (AN816-8)	1	
-10	451 855		ADAPTER - (W/H 3200 x 6)	1	
-11	400 464		BOLT - (AN3-41A)	4	
	407 584		WASHER - (AN960-10L)	16	
	404 887		NUT - (MS20365-1032C)	4	
-12	35453-00		WINTERIZATION KITASSEMBLY - Oil cooler	1	

When ordering, always specify Part Number, Description, and Serial Number of Aircraft

Reissued: August 1, 1999

**PIPER AIRCRAFT
PA-28-161 CADET
AIRPLANE PARTS CATALOG**

THIS PAGE INTENTIONALLY LEFT BLANK

PIPER AIRCRAFT
PA-28-161 CADET
AIRPLANE PARTS CATALOG

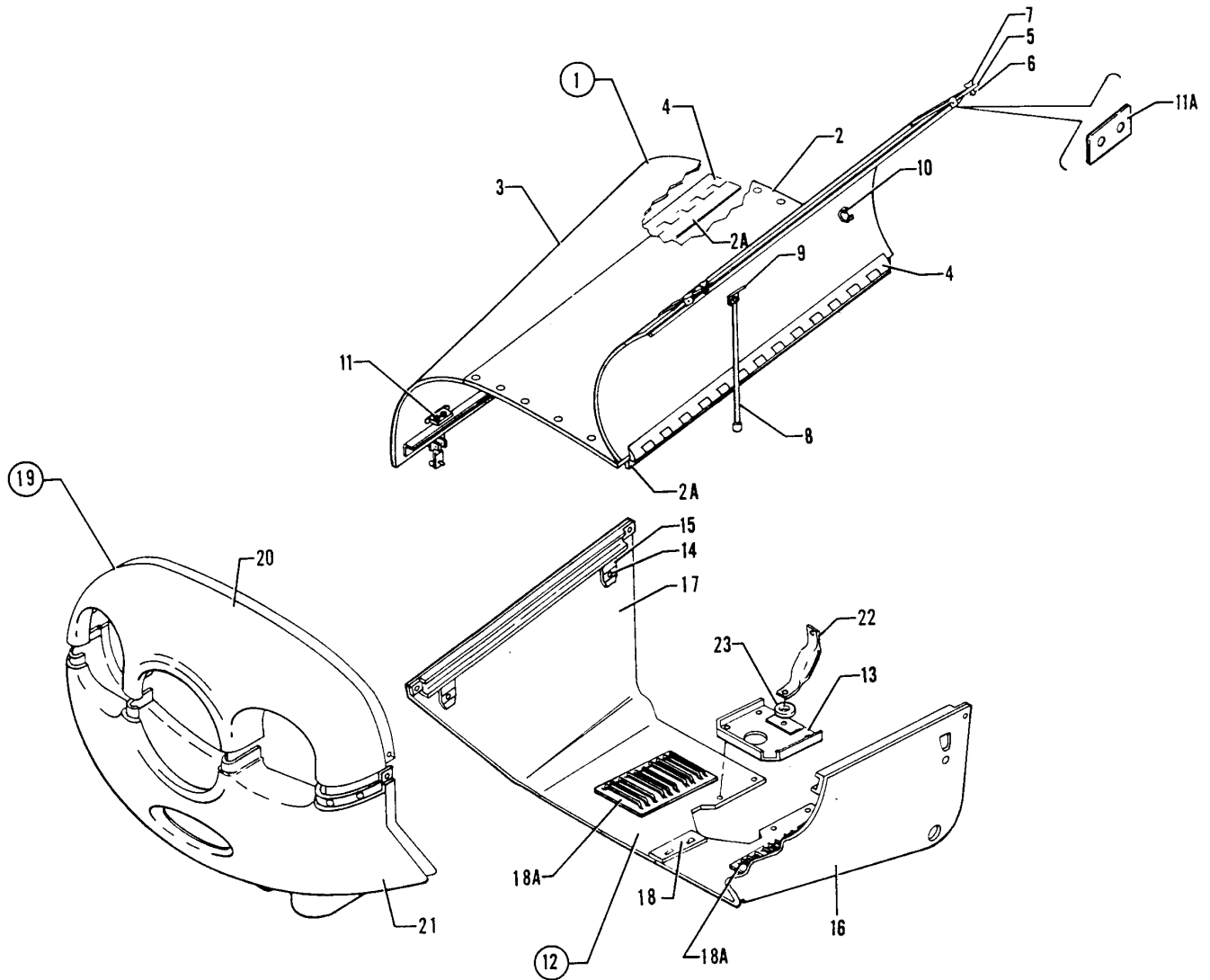


Figure 41. Engine Cowl Installation

**PIPER AIRCRAFT
PA-28-161 CADET
AIRPLANE PARTS CATALOG**

CODE EXPLANATIONS FOR FIGURE 41

PIPER AIRCRAFT PA-28-161 CADET AIRPLANE PARTS CATALOG

Figure and Index Number	Part Number	Code	Nomenclature	No. Req.	Serial Numbers Affected
41-	35128		DRAWING - Cowl Installation		
-1	35199-08		COWLASSEMBLY- Engine top, complete	1	
-2	35555-00		* COWLASSEMBLY - Engine top, center	1	
-2a	35555-03		** HINGE HALF- Right	1	
	35555-04		** HINGE HALF- Left	1	
-3	35558-03		* COWLASSEMBLY - Engine side, left	1	
	35557-04		* COWLASSEMBLY - Engine side, right	1	
-4	35555-03		** HINGE HALF - Left	1	
	35555-04		** HINGE HALF - Right	1	
-5	66547-00		** FASTENER ASSEMBLY - Engine cowl	4	
-6	484 428		*** RETAINER - (85-34-101-20)	1	
-7	487 718		*** STUD - (5-W-180)	-1	
-8	62179-00		** ROD ASSEMBLY - Cowl support	2	
-9	62180-00		** CLIP - Cowl rod support	2	
-10	554 753		** CLIP - Cowl rod catch (127002)	2	
-11	400 438		** BOLT - (AN3-4A) .53 long	8	
	407 584		** WASHER - (AN960-10L)	AR	
	404 887		** NUT - (MS20365-1032C)	8	
-11a	79469-00		** PLATE - Cowl	2	
-12	35415-13		COWLASSEMBLY- Engine bottom, complete	1	
-13	35273-00		* PLATE ASSEMBLY - Lower cowl closure	1	
-14	484 291		* RECEPTACLE - (5-295)	4	
-15	65889-00		* CUP - Cowl fastener	4	
-16	35415-14		* COWLASSEMBLY - Nose, left	1	
-17	35415-15		* COWLASSEMBLY - Nose, right	1	
-18	35415-07		** DOUBLER ASSEMBLY - Cowl, bottom	1	
-18a	36805-02		* LOUVER - Bottom cowl	2	
-19	35699-30		* COWLASSEMBLY - Nose	1	
-20	35699-02		* COWLASSEMBLY - Nose, upper	1	
-21	35699-03		* COWLASSEMBLY - Nose, lower	1	
-22	35575-00		SUPPORT ASSEMBLY - Lower cowl	1	
-23	80022-104		WASHER - (.62 O.D. x .062 thick)	1	

When ordering, always specify Part Number, Description, and Serial Number of Aircraft

Reissued: August 1, 1999

**PIPER AIRCRAFT
PA-28-161 CADET
AIRPLANE PARTS CATALOG**

THIS PAGE INTENTIONALLY LEFT BLANK

PIPER AIRCRAFT
PA-28-161 CADET
AIRPLANE PARTS CATALOG

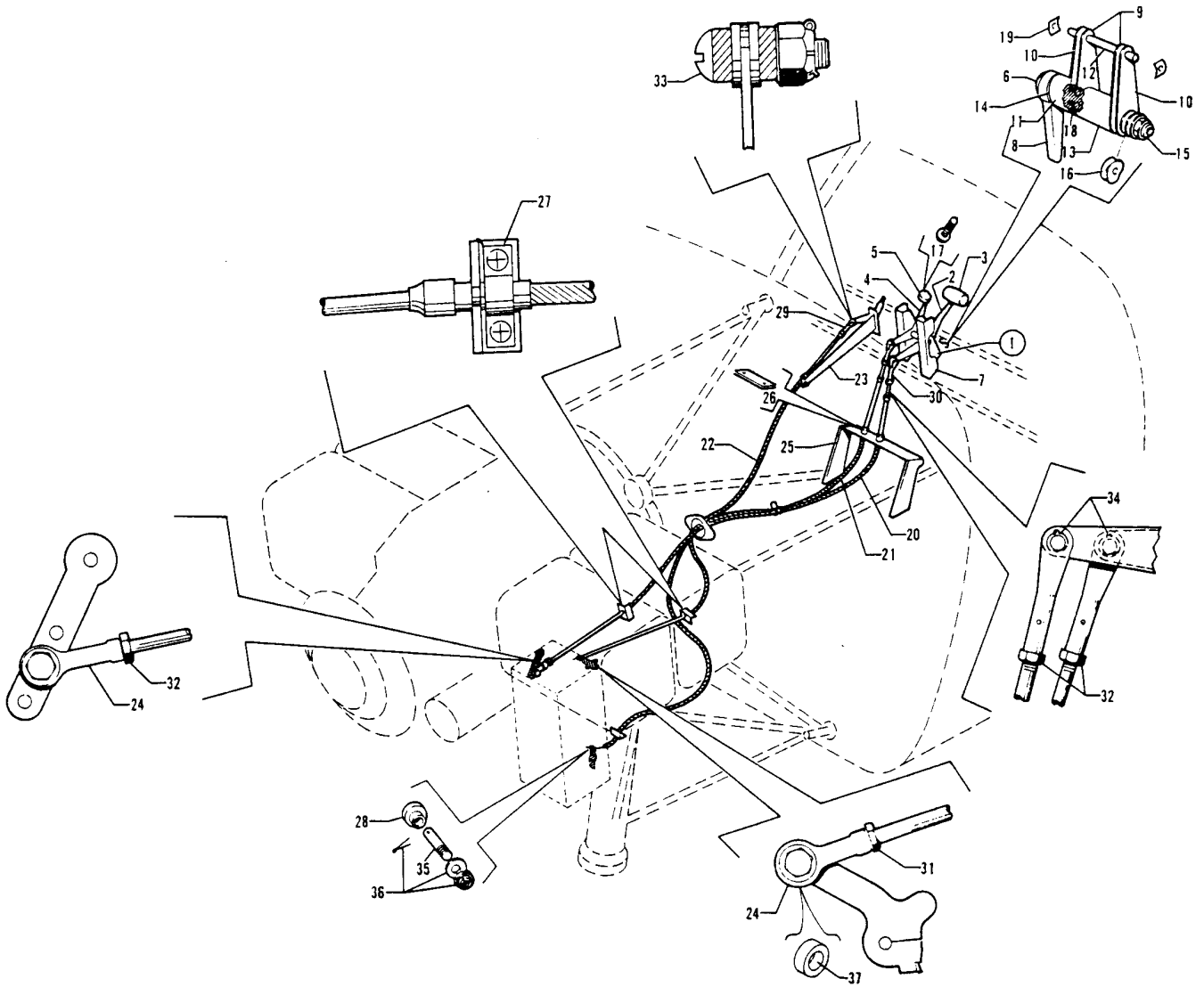


Figure 42. Engine Controls Installation

**PIPER AIRCRAFT
PA-28-161 CADET
AIRPLANE PARTS CATALOG**

CODE EXPLANATIONS FOR FIGURE 42

PIPER AIRCRAFT PA-28-161 CADET AIRPLANE PARTS CATALOG

Figure and Index Number	Part Number	Code	Nomenclature	No. Req.	Serial Numbers Affected
42-	35129		DRAWING - Engine Controls Installation		
-1	65850-00		QUADRANTASSEMBLY - Control	1	
-2	67223-00		* LEVER ASSEMBLY - Throttle	1	
-3	66979-00		* * KNOB-Throttle lever	1	
-4	67214-00		* LEVER - Mixture control	1	
-5	24048-00		* KNOB - Mixture control (571 044)	1	
-6	400 171		* BOLT - (AN5-30)	1	
-7	67215-03		* BRACKETASSEMBLY - Quadrant, left	1	
	67216-00		* BRACKETASSEMBLY - Quadrant, right	1	
-8	63039-04		* HANDLE - Quadrant adjusting (2.94" L.)	1	
-9	67218-00		* PLATE - Quadrant friction	2	
-10	67218-02		* PLATE - Quadrant friction	2	
-11	66774-00		* CAM - Quadrant adjusting	1	
-12	67221-00		* PIN - Quadrant, friction plate	1	
-13	68699-11		* SPACER - Quadrant	1	
-14	62833-46		* WASHER	1	
-15	407 586		* WASHER - (AN960-516L)	AR	
	404 394		* NUT- (AN320-5)	1	
	424 051		* COTTER PIN - (MS24665-132)	1	
-16	408 815		* WASHER - (3502-18-04)	2	
-17	415 448		* SCREW - (AN526-832R6)	1	
-18	414 694		* SCREW- (AN507-4R4)	2	
-19	406 345		* NUT - (A109-014-I)	2	
-20	455 350		CONTROLASSEMBLY-Throttle (PS50146-13-6)	1	
-21	455 352		CONTROLASSEMBLY - Mixture (PS50146-13-4)	1	
-22	554 093		CABLE ASSEMBLY - Carburetor heat (PS50146-1-4)	1	
-23	66835-00		CONTROL MOUNT - Carburetor heat	1	
-24	452 606		BEARING - (PS10020-16-2)	2	
-25	67206-02		SUPPORT ASSEMBLY - Engine control	1	
-26	67225-00		RETAINER - Engine controls	1	
-27	18219-02		CLAMP - Control cable	2	
-28	70371-06		FITTING - Swivel	1	
-29	554 757		CLEVIS - Carburetor heat control (MS35812-1)	1	
-30	488 327		TERMINAL- (AN665-21R)	2	
-31	407 041		WASHER - (MS35338-41)	1	
	404 224		NUT - (AN315-3R)	1	
-32	407 043		WASHER - (MS35338-43)	3	
	404 224		NUT - (AN315-3R)	3	
-33	400 674		SCREW - (AN23-12)	1	
	407 564		WASHER - (AN960-10)	2	
	404 100		NUT - (AN310-3)	1	
	424 051		COTTER PIN - (MS24665-132)	1	
-34	524 145		PIN - (MS20392-2C11)	2	
	407 584		WASHER - (AN960-10L)	2	
	424 051		COTTER PIN - (MS24665-132)	2	
-35	70371-05		STUD - Swivel fitting	1	
-36	407 564		WASHER - (AN960-10)	1	
	404 392		NUT - (AN320-3)	1	
	424 051		COTTER PIN - (MS24665-132)	1	
-37	63900-119		BUSHING - Mixture control fitting	1	

When ordering, always specify Part Number, Description, and Serial Number of Aircraft

Reissued: August 1, 1999

**PIPER AIRCRAFT
PA-28-161 CADET
AIRPLANE PARTS CATALOG**

THIS PAGE INTENTIONALLY LEFT BLANK

PIPER AIRCRAFT
PA-28-161 CADET
AIRPLANE PARTS CATALOG

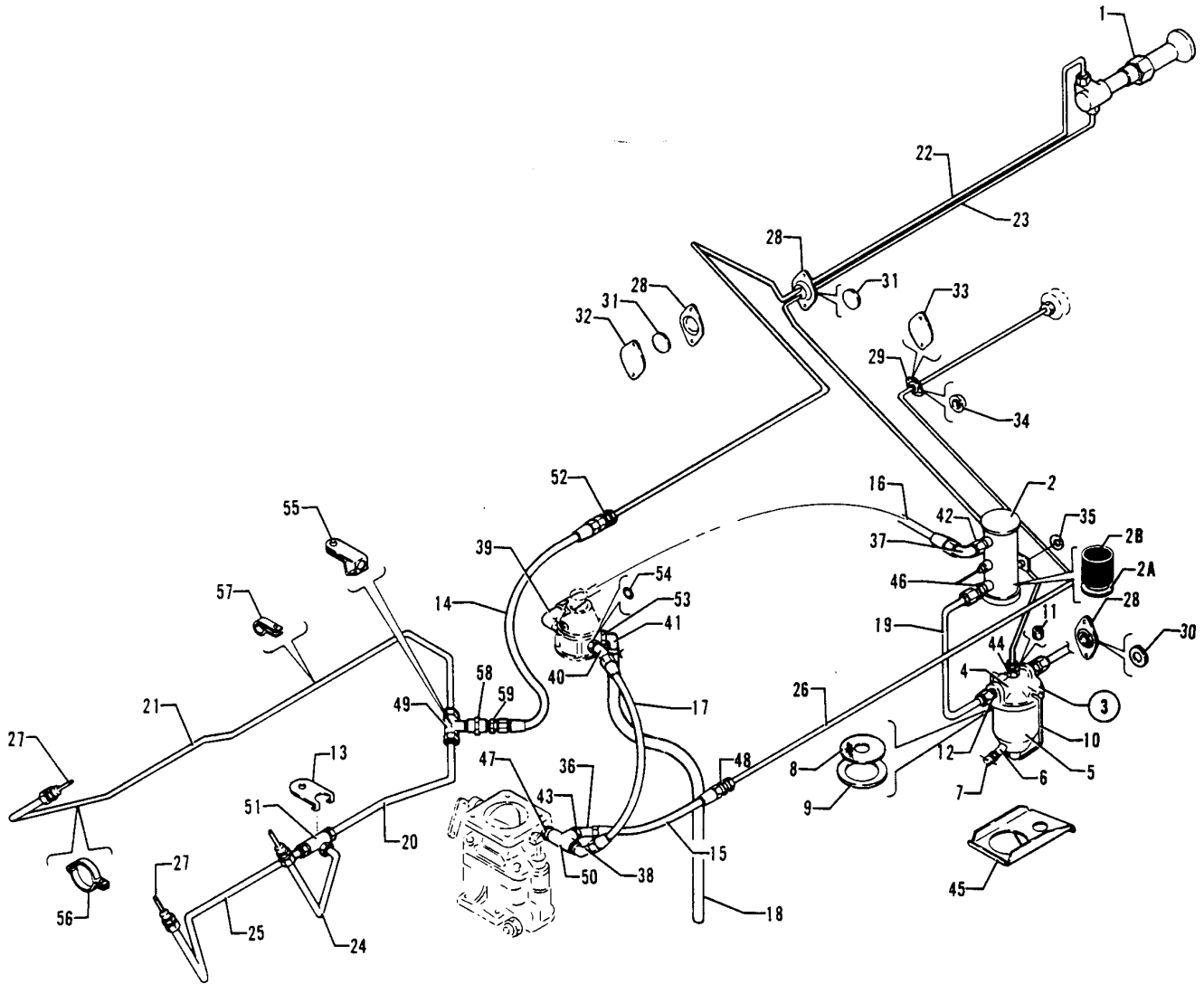


Figure 43. Forward Fuel System Installation

Reissued: August 1, 1999

**PIPER AIRCRAFT
PA-28-161 CADET
AIRPLANE PARTS CATALOG**

CODE EXPLANATIONS FOR FIGURE 43

- A - Used if engine primer system is not installed.
- B - Used if engine primer system is installed.

PIPER AIRCRAFT PA-28-161 CADET AIRPLANE PARTS CATALOG

Figure and Index Number	Part Number	Code	Nomenclature	No. Req.	Serial Numbers Affected
43-	35327		DRAWING - Engine Primer Installation		
	35328		DRAWING - Forward Fuel System Installation		
-1	451 103		PUMP-Primer (K2406-SAE-2)	1	
-2	35328-03		PUMPASSEMBLY - Electric fuel (complete)	1	
-2a	751 872		* GASKET - Covet (479 136)	1	
-2b	751 799		* SCREEN - Filter (479 135)	1	
-3	35715-03		GASCOLATOR ASSEMBLY - Fuel	1	
-4	87477-02		* COVER - Fuel strainer	1	
-5	63479-00		* BOWLASSEMBLY - Gascolator	1	
-6	458 946		** ELBOW - (AN915-1D) Drain	1	
-7	492 022		** VALVE - (CCA-1550) Drain	1	
-8	35789-02		* SCREEN - Fuel strainer	1	
-9	462 049		* GASKET- (44 PA)	1	
-10	494 644		* WIRE - Bail (1 PAS)	1	
-11	580 887	A	* PLUG - (AN932-2)	1	
-12	476 678		* NIPPLE - (AN816-6)	1	
-13	14470-00		BRACKET- Primer tee	1	
-14	63901-77		HOSE ASSEMBLY - Flexible, primer (3/16" I.D.)	1	
-15	63901-07		HOSE ASSEMBLY - Flexible, to pressure gauge	1	
-16	63901-57		HOSE ASSEMBLY - Flexible, electric pump to engine pump	1	
-17	63901-74		HOSE ASSEMBLY - Flexible	1	
-18	69015-04		HOSE - Flexible, engine fuel pump vent	1	
-19	35457-00		TUBE ASSEMBLY - Fuel gascolator to electric pump	1	
-20	63806-00		TUBE ASSEMBLY - Primer	1	
-21	63807-00		TUBE ASSEMBLY - Primer	1	
-22	63824-06		TUBE ASSEMBLY - Primer	1	
-23	63825-06		TUBE ASSEMBLY - Primer	1	
-24	63837-00		TUBEASSEMBLY - Primer	1	
-25	63838-00		TUBE ASSEMBLY - Primer	1	
-26	83744-145		TUBE ASSEMBLY- Fuel pressure to gauge	1	
-27	31197-00		JETASSEMBLY - Primer	3	
-28	18321-00		PLATE - Firewall seal	4	
-29	66789-00		PLATE- Firewall seal	2	
-30	63915-14		DISC -Firewall seal	2	
-31	63915-18		DISC - Firewall seal	2	
-32	22105-02		GASKET- Firewall seal	1	
-33	68771-06		GASKET- Firewall seal	1	
-34	68770-18		GROMMET- Firewall seal	2	
-35	62219-00		SPACER - Fuel pump mounting	1	
-36	66768-00		ELBOW - 45 degrees (restricted)	1	
-37	558 792		ELBOW- (AN822-6)	1	
-38	458 871		ELBOW- (AN823-6)	1	
-39	558 830		ELBOW- (RAC2000-6)	1	
-40	558 831		ELBOW- (RAC4500-6)	1	
-41	458 948		ELBOW - (1K1-2-4)	1	
-42	451 872		ADAPTER - (W/H 3200 x 4 x 2)	1	
-43	453 680		BUSHING-Reducer (AN912-1C)	1	
-44	460 651	B	CONNECTOR - (W/H 200 x 2)	1	
-45	35454-00		BRACKETASSEMBLY - Gascolator	1	
-46	476 685		NIPPLE - (AN816-6-2)	1	
-47	476 705		NIPPLE - (C3069 x 4)	1	
-48	484 307		REDUCER - (AN919-2)	1	
-49	588 436		TEE - (MS20825 2D)	1	
-50	588 391		TEE - (C3709 x 4)	1	
-51	460 652		TEE - (W/H 702 x 2)	1	

When ordering, always specify Part Number, Description, and Serial Number of Aircraft

Reissued: August 1, 1999

**PIPER AIRCRAFT
PA-28-161 CADET
AIRPLANE PARTS CATALOG**

Figure and Index Number	Part Number	Code	Nomenclature	No. Req.	Serial Numbers Affected
43-52	484 348		REDUCER - (AN919-OD)	1	
-53	477 631		NUT - (AN924-6)	1	
-54	462 060		RING - "O" (MS29512-6)	2	
-55	65429-02		CLAMP- Primer tee	1	
-56	21230-00		CLAMP - Primer line	1	
-57	80032-69		CLAMP - Primer line	4	
-58	455 173		COUPLING - (AN910-1D)	1	
-59	476 647		NIPPLE - (AN816-3D)	1	

When ordering, always specify Part Number, Description, and Serial Number of Aircraft

Reissued: August 1, 1999

**PIPER AIRCRAFT
PA-28-161 CADET
AIRPLANE PARTS CATALOG**

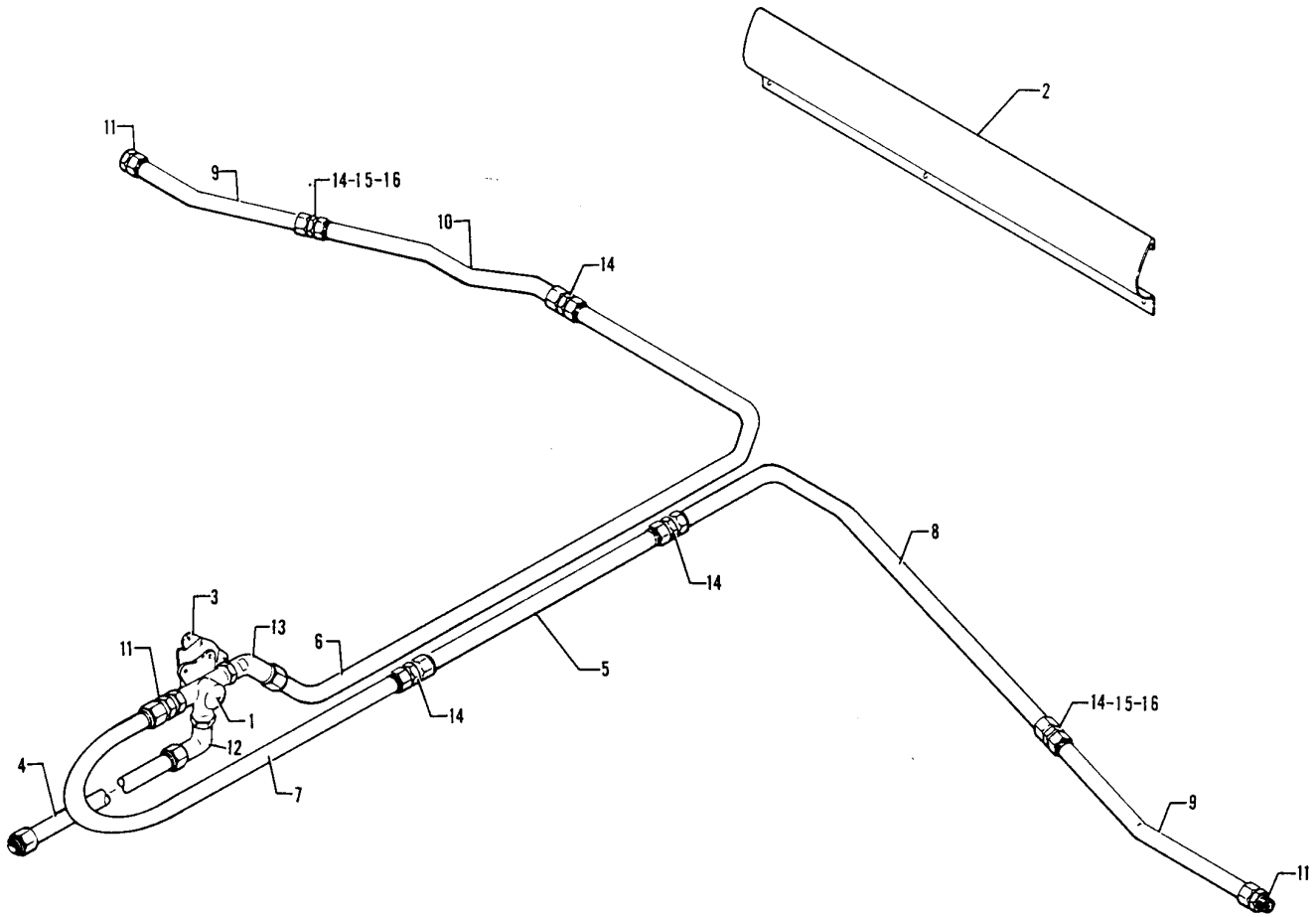


Figure 44. Aft Fuel System Installation

**PIPER AIRCRAFT
PA-28-161 CADET
AIRPLANE PARTS CATALOG**

CODE EXPLANATIONS FOR FIGURE 44

**PIPER AIRCRAFT
PA-28-161 CADET
AIRPLANE PARTS CATALOG**

Figure and Index Number	Part Number	Code	Nomenclature	No. Req.	Serial Numbers Affected
44-	35645		DRAWING - Aft Fuel System Installation		
-1	491 947		VALVE - Fuel selector (6S122)	1	
-2	67661-00		GUARD - Fuel line	1	
-3	99754-02		SUPPORT ASSEMBLY - Fuel selector cover	1	
-4	62305-00		TUBE ASSEMBLY - Fuel line	1	
-5	67700-25		TUBE ASSEMBLY - Fuel line, left	1	
-6	67700-56		TUBE ASSEMBLY - Fuel line, right	1	
-7	67700-57		TUBE ASSEMBLY - Fuel line, left	1	
-8	98044-70		TUBE ASSEMBLY - Fuel line, left	1	
-9	98044-71		TUBE ASSEMBLY - Fuel line	2	
-10	98044-72		TUBE ASSEMBLY - Fuel line, right	1	
-11	476 662		NIPPLE - (AN816-6D)	3	
-12	458 895		ELBOW - (MS20822-6D)	1	
-13	458 892		ELBOW - (AN823-6D)	1	
-14	491 082		UNION - (6H12D)	5	
-15	477 670		NUT - (6B12D)	2	
-16	460 464		FERRULE - (6T12D)	2	

When ordering, always specify Part Number, Description, and Serial Number of Aircraft

Reissued: August 1, 1999

**PIPER AIRCRAFT
PA-28-161 CADET
AIRPLANE PARTS CATALOG**

THIS PAGE INTENTIONALLY LEFT BLANK

PIPER AIRCRAFT
PA-28-161 CADET
AIRPLANE PARTS CATALOG

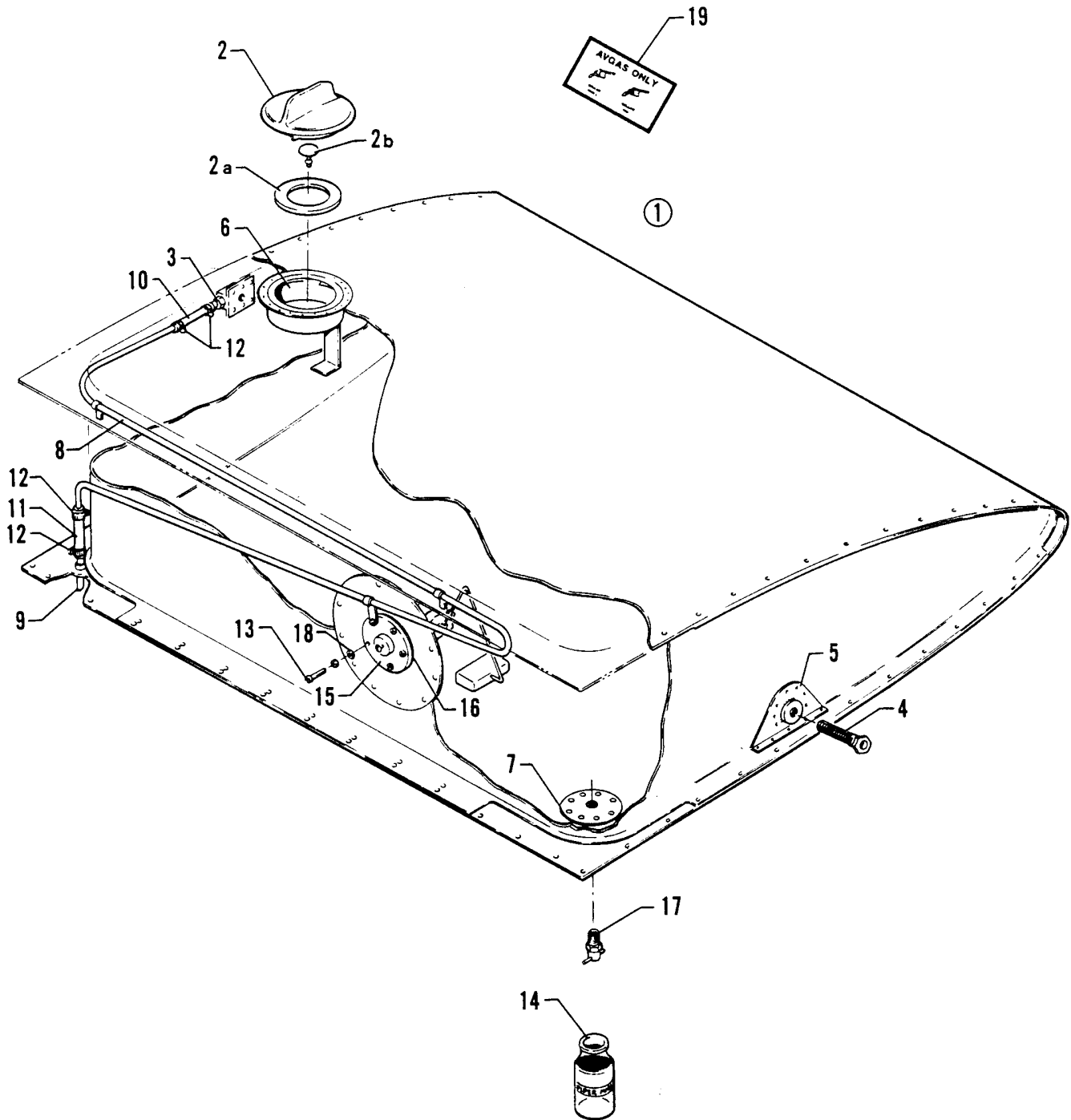


Figure 45. Fuel Tank Assembly

Reissued: August 1, 1999

**PIPER AIRCRAFT
PA-28-161 CADET
AIRPLANE PARTS CATALOG**

CODE EXPLANATIONS FOR FIGURE 45

**PIPER AIRCRAFT
PA-28-161 CADET
AIRPLANE PARTS CATALOG**

Figure and Index Number	Part Number	Code	Nomenclature	No. Req.	Serial Numbers Affected
45-1	35633-02		TANK ASSEMBLY - Fuel, left	1	
	35633-03		TANK ASSEMBLY - Fuel, right	1	
-2	66817-00		CAPASSEMBLY - Fuel tank (non-locking)	1	
-2a	66814-00		** GASKET - Fuel cap	1	
-2b	492 153		** VALVE - Fuel cap vent (VA3123)	1	
-3	560 951		* ADAPTER - (1068 x 6 x 2) without bead	1	
-4	72091-00		* STRAINER ASSEMBLY - Fuel tank outlet	1	
-5	35638-00		* OUTLETASSEMBLY - Fuel tank, left	1	
	35638-01		* OUTLETASSEMBLY - Fuel tank, right	1	
-6	69785-01		* FILLER NECK ASSEMBLY	1	
-7	62033-00		* PLATE - Drain	1	
-8	62060-04		* VENTTUBE - Left (without bead)	1	
	62060-05		* VENTTUBE - Right (without bead)	1	
-9	36625-02		* VENTTUBE - Fuel tank, left	1	
	36625-03		* VENTTUBE - Fuel tank, right	1	
-10	63913-193		* HOSE - Connector	1	
-11	63913-194		* HOSE - Connector	1	
-12	554 861		* CLAMP - (SAE TY F4)	4	
-13	416 209		SCREW - (AN502-10-10)	5	
	407 104		WASHER - (AN935-10)	5	
-14	62924-02		SAMPLER- Fuel	1	
-15	548 671		SENDER - Fuel (PS 10013-11)	2	
-16	755 049		* GASKET - Fuel sender (15-716)	1	
-17	492 022		VALVE - Drain (CCA-1550)	2	
-18	407 564		WASHER - (AN960-10)	5	
-19	456 682		DECAL - Avgas only (000002)	2	

When ordering, always specify Part Number, Description, and Serial Number of Aircraft

Reissued: August 1, 1999

**PIPER AIRCRAFT
PA-28-161 CADET
AIRPLANE PARTS CATALOG**

THIS PAGE INTENTIONALLY LEFT BLANK

PIPER AIRCRAFT
PA-28-161 CADET
AIRPLANE PARTS CATALOG

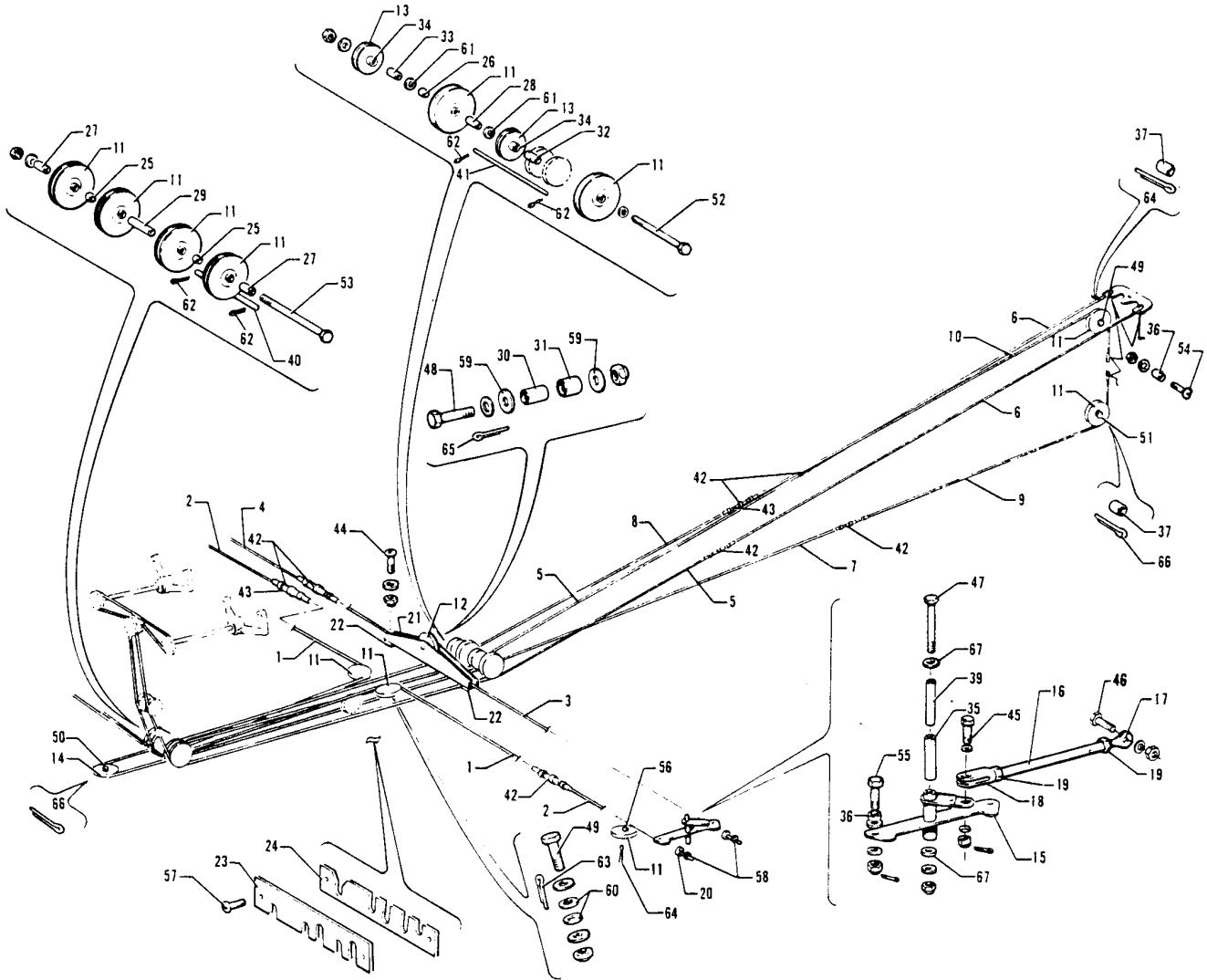


Figure 46. Control System Installation

Reissued: August 1, 1999

**PIPER AIRCRAFT
PA-28-161 CADET
AIRPLANE PARTS CATALOG**

CODE EXPLANATIONS FOR FIGURE 46

PIPER AIRCRAFT PA-28-161 CADET AIRPLANE PARTS CATALOG

Figure and Index Number	Part Number	Code	Nomenclature	No. Req.	Serial Numbers Affected
46-	35135		DRAWING - Control System Installation		
-1	62701-99		CABLE - Forward aileron	2	
-2	62701-122		CABLE - Aileron, wing	2	
-3	62701-123		CABLE - Aileron balance, left	1	
-4	62701-124		CABLE - Aileron balance, right	1	
-5	62701-100		CABLE - Forward rudder	2	
-6	62701-08		CABLE - Aft rudder	2	
-7	62701-113		CABLE - Forward stabilator, left	1	
-8	62701-114		CABLE - Forward stabilator, right	1	
-9	62701-12		CABLE - Aft stabilator, bottom	1	
-10	62701-13		CABLE - Aft stabilator, top	1	
-11	41001-10		PULLEY - 2 3/4" diameter	12	
-12	62711-02		PULLEY	1	
-13	62711-03		PULLEY	2	
-14	481 625		PULLEY- (MS20220-2)	1	
-15	35614-10		BELLCRANK ASSEMBLY-Aileron, left	1	
	35614-11		BELLCRANK ASSEMBLY-Aileron, right	1	
-16	35476-01		ROD - Aileron	1	
-17	452 335		BEARING - Rod end (PS10020-2-1 RX)	2	
-18	452 335		BEARING - rod end (PS10020-2-1RX)	2	
-19	404 322		NUT - Lock (AN316-4R)	4	
-20	66614-00		STOP - Aileron bellcrank	4	
-21	62746-00		BRACKET- Pulley	1	
-22	62762-00		FILLER BLOCK	2	
-23	62768-00		FAIRLEAD	1	
-24	62769-00		FAIRLEAD	1	
-25	62743-02		SPACER-Bushing	2	
-26	62743-03		SPACER- Bushing	1	
-27	62743-04		SPACER- Bushing	2	
-28	62743-05		SPACER- Bushing	1	
-29	62743-06		SPACER- Bushing	1	
-30	62712-03		BEARING - Inner	1	
-31	62713-03		BEARING - Outer	1	
-32	62714-02		BEARING - Inner	1	
-33	62714-03		BEARING - Inner	1	
-34	62715-02		BEARING-Outer	2	
-35	63882-68		BUSHING - Aileron bellcrank	2	
-36	63900-31		BUSHING	8	
-37	63900-37		BUSHING - Stabilator pulley	2	
-38					
-39	65003-57		BUSHING - Aileron bellcrank	2	
-40	62710-02		PIN - Cable guard	1	
-41	62710-03		PIN - Cable guard	1	
-42	489 910		BARREL - Turnbuckle (MS21251-B5S)	7	
-43	554 979		CLIP - (MS21256-I)	14	
-44	401 266		BOLT- (AN3-5A)	2	
	407 564		WASHER - (AN960-10)	2	
	404 887		NUT- (MS20365-1032C)	2	
-45	400 678		BOLT- (AN23-16)	2	
	407 564		WASHER - (AN960-10)	2	
	407 584		WASHER - (AN960-10L)	2	
	404 392		NUT- (AN320-3)	2	
	424 051		COTTER PIN - (MS24665-132)	2	

When ordering, always specify Part Number, Description, and Serial Number of Aircraft

Reissued: August 1, 1999

**PIPER AIRCRAFT
PA-28-161 CADET
AIRPLANE PARTS CATALOG**

Figure and Index Number	Part Number	Code	Nomenclature	No. Req.	Serial Numbers Affected
46-46	401 270		BOLT- (AN3-11A)	2	
	407 564		WASHER - (AN960-10)	AR	
	407 584		WASHER - (AN960-10L)	AR	
	404 887		NUT- (MS20365-1032C)	2	
	-47	401 289	BOLT - (AN3-63A)	1	
		407 564	WASHER - (AN960-10)	1	
	404 887		NUT - (MS20365-1032C)	1	
	-48	400 008	BOLT - (AN4-13A)	1	
		407 565	WASHER - (AN960-416)	1	
	404 888		NUT - (MS20365-428C)	1	
	-49	401 188	BOLT - (AN5-10A)	3	
		407 566	WASHER - (AN960-516)	3	
	404 889		NUT - (MS20365-524C)	3	
	-50	401 353	BOLT - (AN5-12A)	1	
		407 566	WASHER - (AN960-516)	1	
	404 889		NUT - (MS20365-524C)	1	
	-51	401 354	BOLT - (AN5-13A)	1	
		407 566	WASHER - (AN960-516)	1	
	404 889		NUT - (MS20365-524C)	1	
	-52	401 378	BOLT - (AN5-53A)	1	
		407 566	WASHER - (AN960-516)	3	
	404 889		NUT - (MS20365-524C)	1	
	-53	401 385	BOLT - (AN5-64A)	1	
		407 566	WASHER - (AN960-516)	2	
	404 889		NUT - (MS20365-524C)	1	
	-54	400 674	BOLT - Clevis (AN23-12)	4	
		407 564	WASHER - (AN960-10)	4	
	404 392		NUT - (AN320-3)	4	
	424 051		PIN - Cotter (MS24665-132)	4	
	-55	402 669	BOLT - (NAS1103-7D)	4	
407 564		WASHER - (AN960-10)	4		
	407 584		WASHER - (AN960-10L)	4	
	404 945		NUT - (MS17826-3)	4	
	424 051		COTTER PIN - (MS24665-132)	4	
-56	400 155		BOLT- (AN5-10)	2	
	407 566		WASHER - (AN960-516)	4	
	404 102		NUT - (AN310-5)	2	
	424 053		PIN Cotter - (MS24665-136)	2	
-57	415 521		SCREW - (MS35206-231)	2	
-58	404 224		NUT - (AN315-3R)	4	
-59	407 566		WASHER - (AN960-516)	2	
-60	407 586		WASHER - (AN960-516L)	4	
-61	407 567		WASHER - (AN960-616)	5	
-62	424 051		PIN - Cotter (MS24665-132)	4	
-63	424 052		PIN - Cotter (MS24665-134)	4	
-64	424 053		PIN - Cotter (MS24665-136)	3	
-65	424 055		PIN - Cotter (MS24665-138)	1	
-66	424 054		PIN - Cotter (MS24665-140)	3	
-67	494 103		WASHER - (97322)	4	

When ordering, always specify Part Number, Description, and Serial Number of Aircraft

PIPER AIRCRAFT
PA-28-161 CADET
AIRPLANE PARTS CATALOG

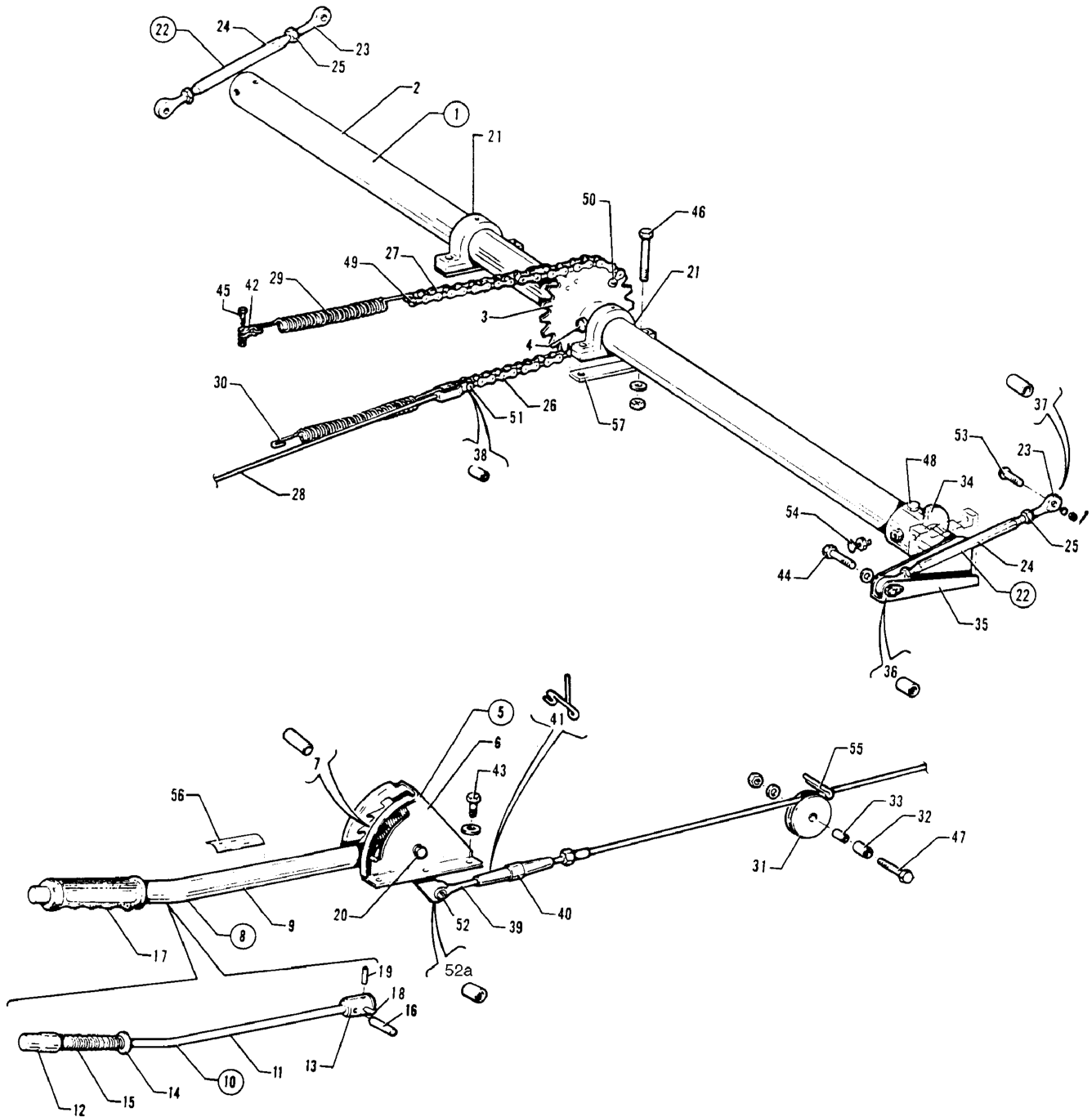


Figure 47. Flap Control Installation

**PIPER AIRCRAFT
PA-28-161 CADET
AIRPLANE PARTS CATALOG**

CODE EXPLANATIONS FOR FIGURE 47

- A - Used if two or more torque shaft support shims, part number 35402-04, are installed with each torque shaft support clamp assembly.
- B - See latest revision of Piper Service Bulletin 965.

PIPER AIRCRAFT PA-28-161 CADET AIRPLANE PARTS CATALOG

Figure and Index Number	Part Number	Code	Nomenclature	No. Req.	Serial Numbers Affected
47-	35135		DRAWING - Control System Installation		
-1	62705-00		FLAP TORQUE TUBE ASSEMBLY- Complete	1	
-2	62725-00		* TORQUE TUBE - Flap	1	
-3	62789-02		* SPROCKETASSEMBLY - Flap torque tube	1	
-4	400 011		* BOLT - (AN4-16A)	2	
	407 585		* WASHER - (AN960-416)	2	
	404 836		* NUT - (MS20365-428)	2	
-5	62706-06		LEVER ASSEMBLY - Flap control	1	
-6	65654-06		* BRACKETASSEMBLY - Flap lever	1	
-7	62740-00		* BUSHING - Flap lever	1	
-8	63782-04		* HANDLE ASSEMBLY - Flap lever	1	
-9	63781-00		** TUBE ASSEMBLY - Flap lever	1	
-10	63391-03		** PLUNGER ASSEMBLY - Flap lever	1	
-11	63391-02		*** TUBE - Plunger	1	
-12	62733-00		*** PLUG - Plunger, upper	1	
-13	62743-02		*** PLUG - Plunger, lower	1	
-14	62736-00		*** WASHER	1	
-15	50111-00		*** SPRING	1	
-16	480 696		*** PIN - Roll (59-022-094-0625)	2	
-17	63779-00		** GRIP - Flap lever	1	
-18	63782-03		** PIN - Roll	1	
-19	480 698		** PIN - Roll (59-012-062-0625)	1	
-20	401 274		* BOLT - (AN3-15A)	1	
	407 564		* WASHER - (AN960-10)	2	
	404 887		* NUT - (MS20365-1032C)	1	
-21	35402-00		CLAMPASSEMBLY - Torque shaft support	2	
-22	62764-00		ROD ASSEMBLY - Rap tube	2	
-23	452 335		* BEARING - (F34-14 R.H. Thread)	1	
	452 336		* BEARING - (FL34-14 L.H. Thread)	1	
-24	62764-02		* TUBE - Flap	1	
-25	404 322		* NUT - (AN316-4R R.H. Thread)	1	
	404 320		* NUT - (AN316-4L L. H. Thread)	1	
-26	62858-03		CHAIN - (65 Diamond 1/8 roller, 8.5" L.)	1	
-27	62858-04		CHAIN - (65 Diamond 1/8 roller, 6.0" L)	1	
-28	62701-101		CABLE ASSEMBLY - Flap	1	
-29	62820-00		SPRING - Flap return	1	
-30	62821-00		SPRING - Flap cable tension	1	
-31	62711-02		PULLEY - Flap	1	
-32	62713-02		BEARING - Outer	1	
-33	62712-02		BEARING - Inner	1	
-34	62856-00		FITTING ASSEMBLY- Left	1	
	62856-01		FITTING ASSEMBLY - Right	1	
-35	62727-00		TUBE ASSEMBLY- Flap torque tube, left	1	
	62727-01		TUBE ASSEMBLY - Flap torque tube, right	1	
-36	63900-38		BUSHING - Flap bellcrank	2	
-37	63900-39		BUSHING - Flap rod end	2	
-38	82732-76		BUSHING	1	
-39	461 136		FORK - (NAS645-22RS)	1	
-40	489 910		BARREL - (MS21251-B5S)	1	
-41	554 979		CLIP - (MS21256-1)	2	
-42	486 563		SHACKLE - (AN115-16)	1	
-43	400 438		BOLT- (AN3-4A)	6	
-44	400 443		BOLT- (AN3-12A)	2	
	407 564		WASHER - (AN960-10)	2	

When ordering, always specify Part Number, Description, and Serial Number of Aircraft

Reissued: August 1, 1999

**PIPER AIRCRAFT
PA-28-161 CADET
AIRPLANE PARTS CATALOG**

Figure and Index Number	Part Number	Code	Nomenclature	No. Req.	Serial Numbers Affected
47-45	401 266		BOLT - (AN3-5A)	1	
	407 564		WASHER - (AN960-10)	1	
	404 887		NUT - (MS20365-1032C)	1	
-46	400 440		BOLT - (AN3-6A)	4	
	400 441	A	BOLT - (AN3-7A)	4	
	407 564		WASHER - (AN960-10)	4	
	407 564	A	WASHER - (AN960-10)	12	
-47	404 887		NUT - (MS20365-1032C)	4	
	400 004		BOLT - (AN4-7A)	1	
	407 585		WASHER - (AN960-416L)	1	
-48	404 888		NUT - (MS20365-428C)	1	
	401 318		BOLT - (AN4-20A)	4	
	407 565		WASHER - (AN960-416)	4	
-49	404 888		NUT - (MS20365-428C)	4	
	400 652		BOLT - (AN21-8)	1	
	407 562		WASHER - (AN960-6)	1	
-50	404 391		NUT - (AN320-1)	1	
	424 041		PIN - Cotter (MS24665-5)	1	
	400 653		BOLT - Clevis (AN21-9)	2	
	407 562		WASHER - (AN960-6)	4	
-51	404 391		NUT - (AN320-1)	2	
	424 041		PIN - Cotter (MS24665-5)	2	
	400 653		BOLT - (AN21-9)	1	
	404 391		NUT - (AN320-1)	1	
-52	424 041		PIN - Cotter (MS24665-5)	1	
	400 673	B	BOLT - (AN23-11)	1	
	407 564	B	WASHER - (AN960-10)	1	
	404 392	B	NUT - (AN320-3)	1	
-52a	424 051	B	PIN - Cotter (MS24665-132)	1	
	63900-174	B	BUSHING	1	
-53	400 680		BOLT - (AN23-18)	2	
	407 564		WASHER - (AN960-10)	2	
	404 100		NUT - (AN310-3)	2	
	424 051		PIN - Cotter (MS24665-132)	2	
-54	411 538		SCREW - (MS35207-269)	2	
	404 224		NUT - (AN315-3R)	2	
-55	424 052		PIN - Cotter - (MS24665-134)	1	
-56	35669-27		PLACARD - Flap lever	1	
-57	35402-04		SHIM - Torque shaft support	AR	

When ordering, always specify Part Number, Description, and Serial Number of Aircraft

PIPER AIRCRAFT
PA-28-161 CADET
AIRPLANE PARTS CATALOG

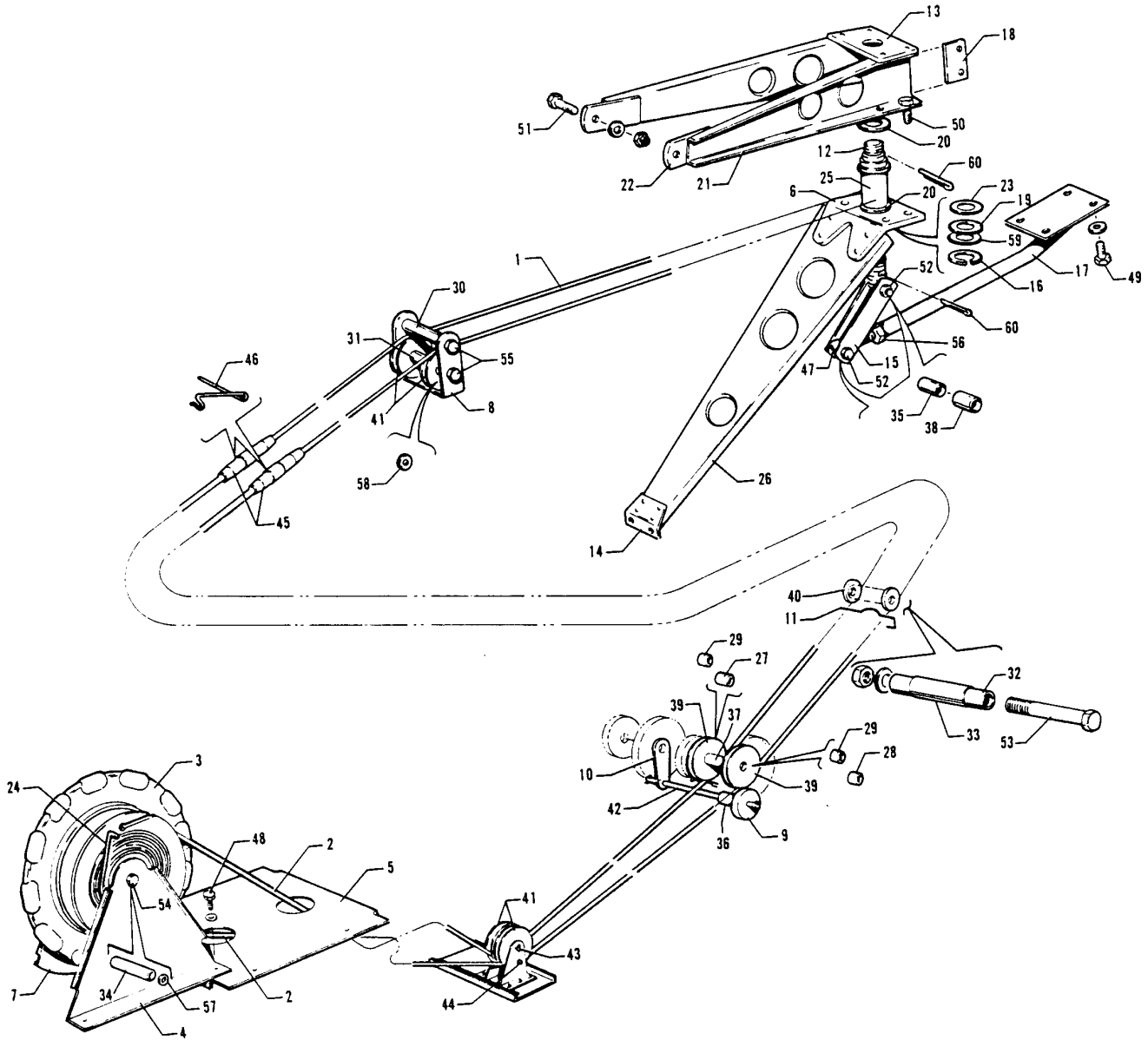


Figure 48. Stabilator Trim Installation

**PIPER AIRCRAFT
PA-28-161 CADET
AIRPLANE PARTS CATALOG**

CODE EXPLANATIONS FOR FIGURE 48

PIPER AIRCRAFT PA-28-161 CADET AIRPLANE PARTS CATALOG

Figure and Index Number	Part Number	Code	Nomenclature	No. Req.	Serial Numbers Affected
48-	35135 65258		DRAWING - Control System Installation DRAWING - Stabilator Trim Installation		
-1	62701-07		CABLE - Stabilator trim, aft	1	
-2	62701-104		CABLE - Stabilator trim, forward	2	
-3	68414-03		WHEELASSEMBLY - Trim tab	1	
-4	65633-00		BRACKETASSEMBLY - Trim tab	1	
-5	65632-03		PLATE ASSEMBLY - Trim wheel	1	
-6	65250-02		CLIP - Stabilator trim	1	
-7	65635-00		BRACKET - Trim tab	1	
-8	68472-00		BRACKET - Stabilator trim pulley	1	
-9	65639-00		GUARD - Trim pulley	1	
-10	62709-00		GUARD - Pin holder	1	
-11	99856-00		GUARD - Cable	1	
-12	65246-00		SHAFT - Stabilator trim	1	
-13	65249-02		PLATE - Stabilator trim	1	
-14	65252-00		CLIP - Stabilator trim	1	
-15	65253-00		LINK - Stabilator trim	2	
-16	484 747		SNAP RING - (5108-75)	1	
-17	65248-00		ARM ASSEMBLY- Stabilator trim	1	
-18	68491-00		GUARD- Cable	2	
-19	452 418		BEARING - Thrust (T-1010)	1	
-20	452 413		BEARING - (F-838)	2	
-21	65244-00		RIB - Stabilator trim	2	
-22	65251-00		TAB - Stabilator trim	2	
-23	62833-18		SHIM - Stabilator trim	1	
-24	68488-02		INDICATOR - Stabilator trim	1	
-25	63530-00		BARREL - Stabilator trim	1	
-26	65245-00		RIB - Stabilator trim	1	
-27	62714-02		BUSHING - Trim tab	1	
-28	62714-04		BUSHING - Trim tab	1	
-29	62715-02		BUSHING - Trim tab	2	
-30	63900-55		BUSHING - Stabilator trim pulley	1	
-31	63900-56		BUSHING - Stabilator trim pulley	1	
-32	63900-59		BUSHING - Stabilator trim, Inner	1	
-33	63900-60		BUSHING - Stabilator trim, outer	1	
-34	63900-61		BUSHING	1	
-35	65003-06		BUSHING - Stabilator trim Link	2	
-36	63900-124		BUSHING	1	
-37	62743-08		SPACER - Stabilator trim pulley	1	
-38	63882-09		SLEEVE - Stabilator trim Link	2	
-39	62711-03		PULLEY - Trim tab	2	
-40	62711-04		PULLEY - Stabilator trim	2	
-41	481 640		PULLEY-(MS24566-1B)	4	
-42	62710-03		PIN - Cable guard	1	
-43	424 180		PIN - (MS20392-2C23)	1	
	424 051		PIN - Cotter (MS24665-132)	1	
-44	424 148		PIN - (MS20392-1C23)	1	
	424 051		PIN - Cotter (MS24665-132)	1	
-45	489 873		BARREL- Turnbuckle (MS21251-B2S)	2	
-46	554 979		CLIP - Turnbuckle safety (MS21256-1)	4	
-47	65254-00		BOLT - Eye, stabilator trim	1	
-48	400 437		BOLT- (AN3-3A)	4	
-49	400 437		BOLT- (AN3-3A)	4	
	407 584		WASHER - (AN960-10L)	4	

When ordering, always specify Part Number, Description, and Serial Number of Aircraft

Reissued: August 1, 1999

**PIPER AIRCRAFT
PA-28-161 CADET
AIRPLANE PARTS CATALOG**

Figure and Index Number	Part Number	Code	Nomenclature	No. Req.	Serial Numbers Affected
48-50	400 438		BOLT- (AN3-4A)	4	
	407 564		WASHER - (AN960-10)	4	
	404 887		NUT- (MS20365-1032C)	4	
-51	401 266		BOLT- (AN3-5A)	2	
	494 066		WASHER - (K19001-3)	2	
	406 551		NUT- (H19000-3)	2	
-52	401 269		BOLT- (AN3-10A)	2	
	407 564		WASHER - (AN960-10)	4	
	404 887		NUT- (MS20365-1032C)	2	
-53	400 446		BOLT- (AN3-16A)	1	
	407 585		WASHER - (AN960-416L)	1	
	404 887		NUT- (MS20365-1032C)	1	
-54	400 450		BOLT- (AN3-17A)	2	
	407 584		WASHER - (AN960-10L)	2	
	407 564		WASHER - (AN960-10)	1	
	407 587		WASHER - (AN960-616L)	1	
	404 887		NUT- (MS20365-1032C)	1	
-55	401 279		BOLT- (AN3-25A)	2	
	407 584		WASHER - (AN960-10L)	2	
	404 887		NUT- (MS20365-1032C)	2	
-56	404 325		NUT- (AN316-7R)	1	
-57	62833-37		WASHER	1	
-58	407 564		WASHER - (AN960-10)	2	
-59	407 684		WASHER - (AN960-C1216L)	1	
-60	424 123		PIN - Cotter (MS24665-368)	2	

When ordering, always specify Part Number, Description, and Serial Number of Aircraft

PIPER AIRCRAFT
PA-28-161 CADET
AIRPLANE PARTS CATALOG

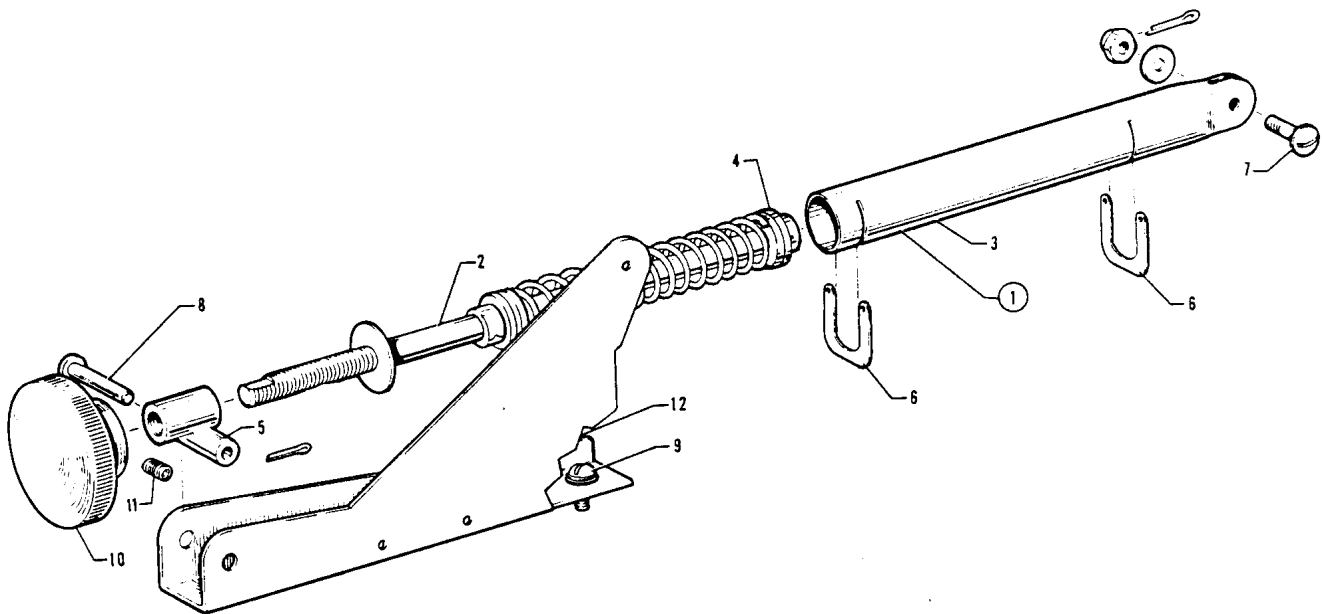


Figure 49. Rudder Trim Mechanism Installation

**PIPER AIRCRAFT
PA-28-161 CADET
AIRPLANE PARTS CATALOG**

CODE EXPLANATIONS FOR FIGURE 49

**PIPER AIRCRAFT
PA-28-161 CADET
AIRPLANE PARTS CATALOG**

Figure and Index Number	Part Number	Code	Nomenclature	No. Req.	Serial Numbers Affected
49-	35135 65837		DRAWING - Control System Installation DRAWING - Rudder Trim Installation		
-1	65837-02		ADJUSTMENTASSEMBLY - Rudder trim	1	
-2	62829-03		* SHAFTASSEMBLY - Rudder trim	1	
-3	65836-00		* HOUSING ASSEMBLY - Rudder trim	1	
-4	62833-127		* WASHER	1	
-5	62831-00		* BUSHING ASSEMBLY - Rudder trim	1	
-6	62832-00		* CLIP - Rudder trim	2	
-7	400 672		BOLT- (AN23-10)	1	
	407 584		WASHER - (AN960-10L)	1	
	404 392		NUT - (AN320-3)	1	
	424 051		COTTER PIN - (MS24665-132)	1	
-8	424 186		PIN - Flat head (MS20392-2-35)	1	
	424 051		COTTER PIN - (MS24665-132)	1	
-9	415 753		SCREW - (AN515-8R7)	2	
	407 583		WASHER - (AN960-8L)	2	
-10	62838-00		KNOB - Rudder trim	1	
-11	419 967		SCREW - Set (MS51964-132)	1	
-12	69318-00		CHANNEL- Rudder trim	1	

When ordering, always specify Part Number, Description, and Serial Number of Aircraft

Reissued: August 1, 1999

**PIPER AIRCRAFT
PA-28-161 CADET
AIRPLANE PARTS CATALOG**

THIS PAGE INTENTIONALLY LEFT BLANK

PIPER AIRCRAFT
PA-28-161 CADET
AIRPLANE PARTS CATALOG

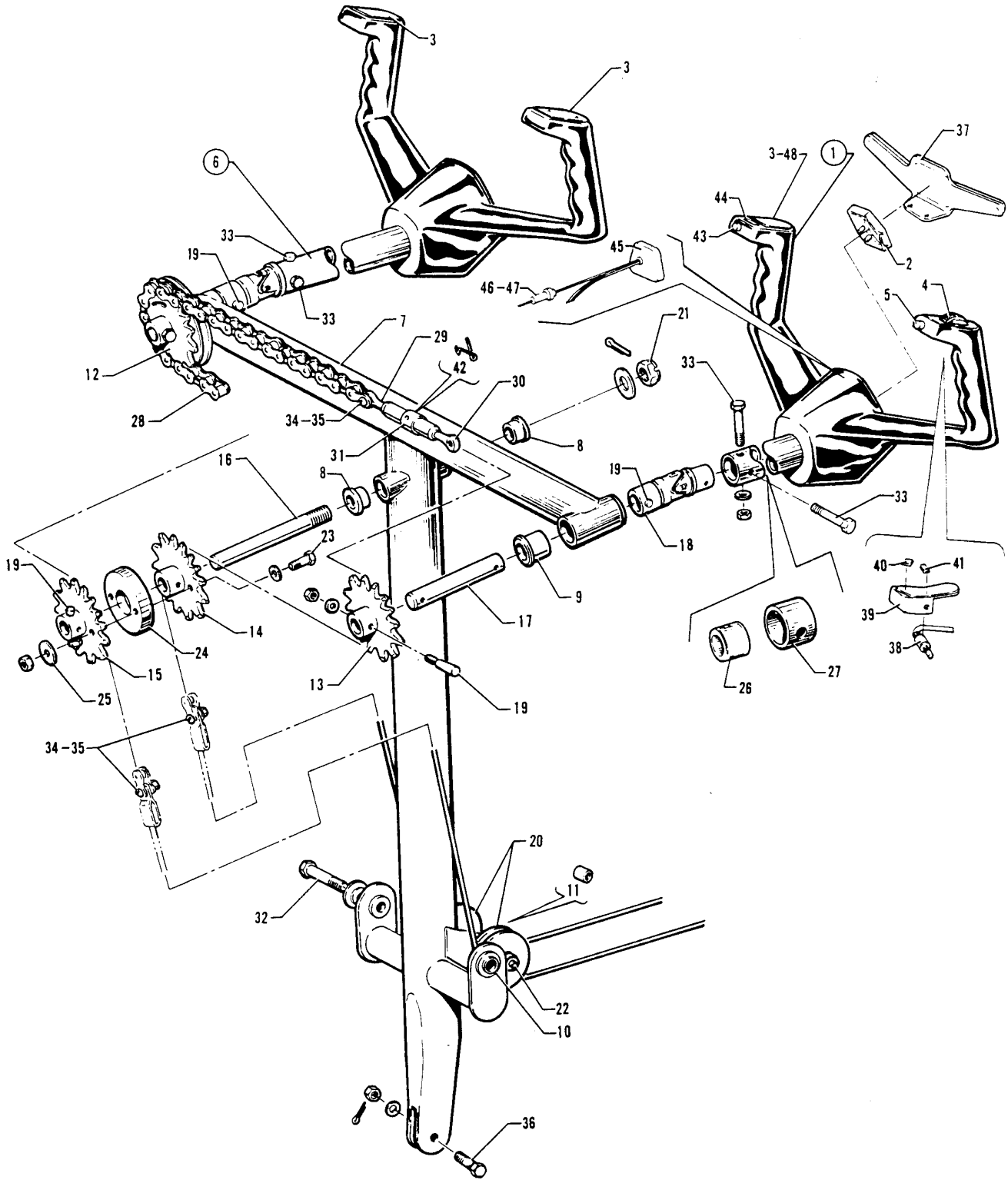


Figure 50. Control Wheel Installation

**PIPER AIRCRAFT
PA-28-161 CADET
AIRPLANE PARTS CATALOG**

CODE EXPLANATIONS FOR FIGURE 50

- A - Control wheel assembly does not include switches.
- B - Used if boom mike with electric trim is installed.
- C - Used if boom mike only is installed.

PIPER AIRCRAFT PA-28-161 CADET AIRPLANE PARTS CATALOG

Figure and Index Number	Part Number	Code	Nomenclature	No. Req.	Serial Numbers Affected
50-	35135		DRAWING - Control System Installation		
-1	79276-00	A	WHEELASSEMBLY - Control (left grip cored)	2	
-2	79275-00		* MEDALLION - Control wheel	1	
-3	674914-0		* PLATE - Control wheel cover (standard)	2	
-4	761 039		KIT - Electric trim switch assembly	1	
-5	67463-00		SWITCH ASSEMBLY - AutoFlite	1	
-6	62019-03		CONTROL COLUMN ASSEMBLY	1	
-7	62703-33		* TEE BAR ASSEMBLY - Control column	1	
-8	452 372		* * BEARING - (F-504-2)	2	
-9	452 389		* BEARING- (F-852-2)	4	
-10	452 388		* BEARING - (F4DD)	2	
-11	62712-04		* BUSHING - Control column pulley	2	
-12	62845-02		* SPROCKETASSEMBLY - Control column, right	1	
-13	62839-00		* SPROCKETASSEMBLY - Control column, left	1	
-14	627784-0		* SPROCKET- Control column, center rear	1	
-15	63404-00		* SPROCKET - Control column, center front	1	
-16	69077-00		* SHAFT- Control column, center	1	
-17	62716-07		* SHAFT - Control column	2	
-18	62834-02		* UNIVERSAL JOINT - Control column	2	
-19	480 730		* PIN - (AN836-1-6A)	5	
	494 093		* WASHER - (AN975-3)	5	
	404 835		* NUT - (MS20364-1032C)	5	
-20	481 651		* PULLEY - Control column (MS20220-1)	2	
-21	407 568		* WASHER - (AN960-716)	1	
	404 104		* NUT - (AN310-7)	1	
	424 060		* COTTER PIN - (MS24665-285)	1	
-22	401 333		* BOLT- (AN4-35A)	1	
	407 565		* WASHER - (AN960-416)	4	
	404 888		* NUT - (MS20365-428C)	1	
-23	401 269		* BOLT - (AN3-10A)	2	
	407 564		* WASHER - (AN960-10)	2	
	407 584		* WASHER - (AN960-10L)	2	
	404 887		* NUT- (MS20365-1032C)	2	
-24	62782-00		* SPACER - Control column	1	
-25	62784-00		* WASHER - Control column	2	
-26	68557-00		* BUSHING - Control column	2	
-27	67193-03		STOP - Tee bar, left	1	
-28	62858-02		CHAIN - Control	2	
-29	62840-02		EYE BOLT-Turnbuckle, right	1	
-30	62840-03		EYE BOLT-Turnbuckle, left	1	
-31	489 910		BARREL - Turnbuckle(MS21251-B5S)	2	
-32	401 310		BOLT- (AN4-10A)	2	
	62833-85		WASHER - (O.D. 1.50")	2	
	62833-86		WASHER - (O.D. .75")	2	
	404 888		NUT - (MS20365-428C)	2	
-33	66546-00		BOLT - Special	4	
	407 584		WASHER - (AN960-10L)	4	
	404 835		NUT- (MS20364-1032C)	4	
-34	82732-76		BUSHING - Control chain	4	
-35	400 653		BOLT- (AN21-9)	4	
	404 391		NUT- (AN320-1)	4	
	424 041		COTTER PIN - (MS24665-5)	4	

When ordering, always specify Part Number, Description, and Serial Number of Aircraft

Reissued: August 1, 1999

**PIPER AIRCRAFT
PA-28-161 CADET
AIRPLANE PARTS CATALOG**

Figure and Index Number	Part Number	Code	Nomenclature	No. Req.	Serial Numbers Affected
50-36	400 056		BOLT - (AN3-11)	1	
	407 564		WASHER - (AN960-10)	1	
	404100		NUT- (AN310-3)	1	
	424 051		COTTER PIN - (MS24665-132)	1	
-38	487 904		SWITCH - Boom mike (39-1)	1	
-39	37729-02	B	BRACKETASSEMBLY- Switch	1	
-40	35669-16		PLACARD - A/PINTR.	1	
-41	35669-17		PLACARD - Mike	1	
-42	554 979		CLIP - Turnbuckle (MS21256-1)	2	
-43	487 904		SWITCH - Remote transponder identifier (39-1)	1	
-44	35669-188		PLACARD - Transponder ident	1	
-45	548 561		CLOCK - Control wheel (AT4210 PO)	1	
-46	465 258		FUSE HOLDER - (155020)	1	
-47	461 629		FUSE - (311005)	1	
-48	67491-03	C	PLATE - Control wheel cover, right	1	

When ordering, always specify Part Number, Description, and Serial Number of Aircraft

PIPER AIRCRAFT
PA-28-161 CADET
AIRPLANE PARTS CATALOG

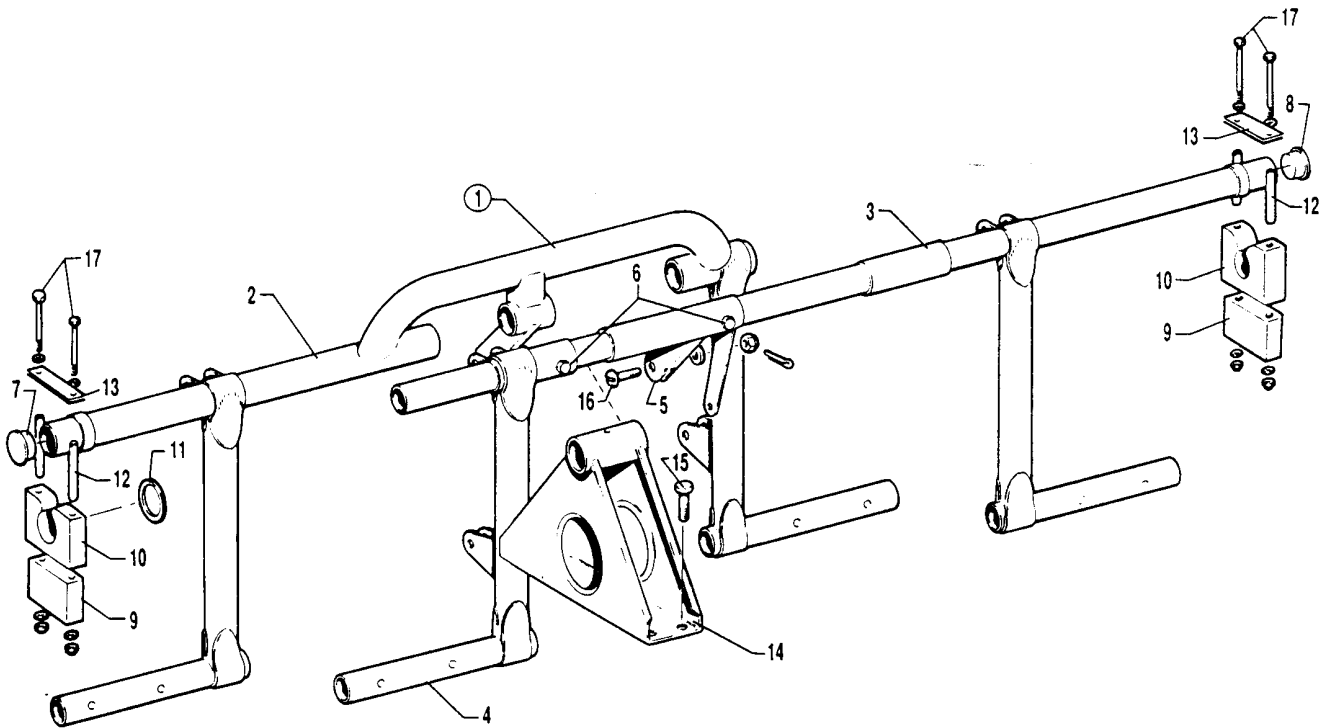


Figure 51. Rudder Pedal Installation

**PIPER AIRCRAFT
PA-28-161 CADET
AIRPLANE PARTS CATALOG**

CODE EXPLANATIONS FOR FIGURE 51

PIPER AIRCRAFT PA-28-161 CADET AIRPLANE PARTS CATALOG

Figure and Index Number	Part Number	Code	Nomenclature	No. Req.	Serial Numbers Affected
51-	35135		DRAWING - Control System Installation		
-1	63459-19		RUDDER PEDALASSEMBLY - Complete	1	
-2	63420-08		* PEDALAND BAR ASSEMBLY	1	
-3	63419-00		* PEDALAND BAR ASSEMBLY	1	
-4	63458-05		* PEDALAND BAR ASSEMBLY	1	
-5	66661-00		* ARM ASSEMBLY - Connector	1	
-6	402 314		* BOLT - (AN174-13A)	2	
	407 565		* WASHER - (AN960-416)	2	
	404 836		* NUT-(MS20364-428C)	2	
-7	581 330		* PLUG - Rudder pedal assembly	1	
-8	581 332		* PLUG - Rudder pedal assembly	1	
-9	63456-00		BLOCK- Rudder support, bottom	2	
-10	65050-00		BLOCK - Rudder bar support, top	2	
-11	62833-17		WASHER - Rudder bar support	2	
-12	65003-03		BUSHING - Rudder bar support	4	
-13	63455-00		PLATE - Rudder bar support	6	
-14	63451-00		SUPPORT ASSEMBLY - Rudder bar	1	
-15	400 438		BOLT - (AN3-4A)	4	
-16	400 672		BOLT - (AN23-10)	2	
-17	400 456		BOLT - (AN3-31A)	4	

When ordering, always specify Part Number, Description, and Serial Number of Aircraft

Reissued: August 1, 1999

**PIPER AIRCRAFT
PA-28-161 CADET
AIRPLANE PARTS CATALOG**

THIS PAGE INTENTIONALLY LEFT BLANK

PIPER AIRCRAFT
PA-28-161 CADET
AIRPLANE PARTS CATALOG

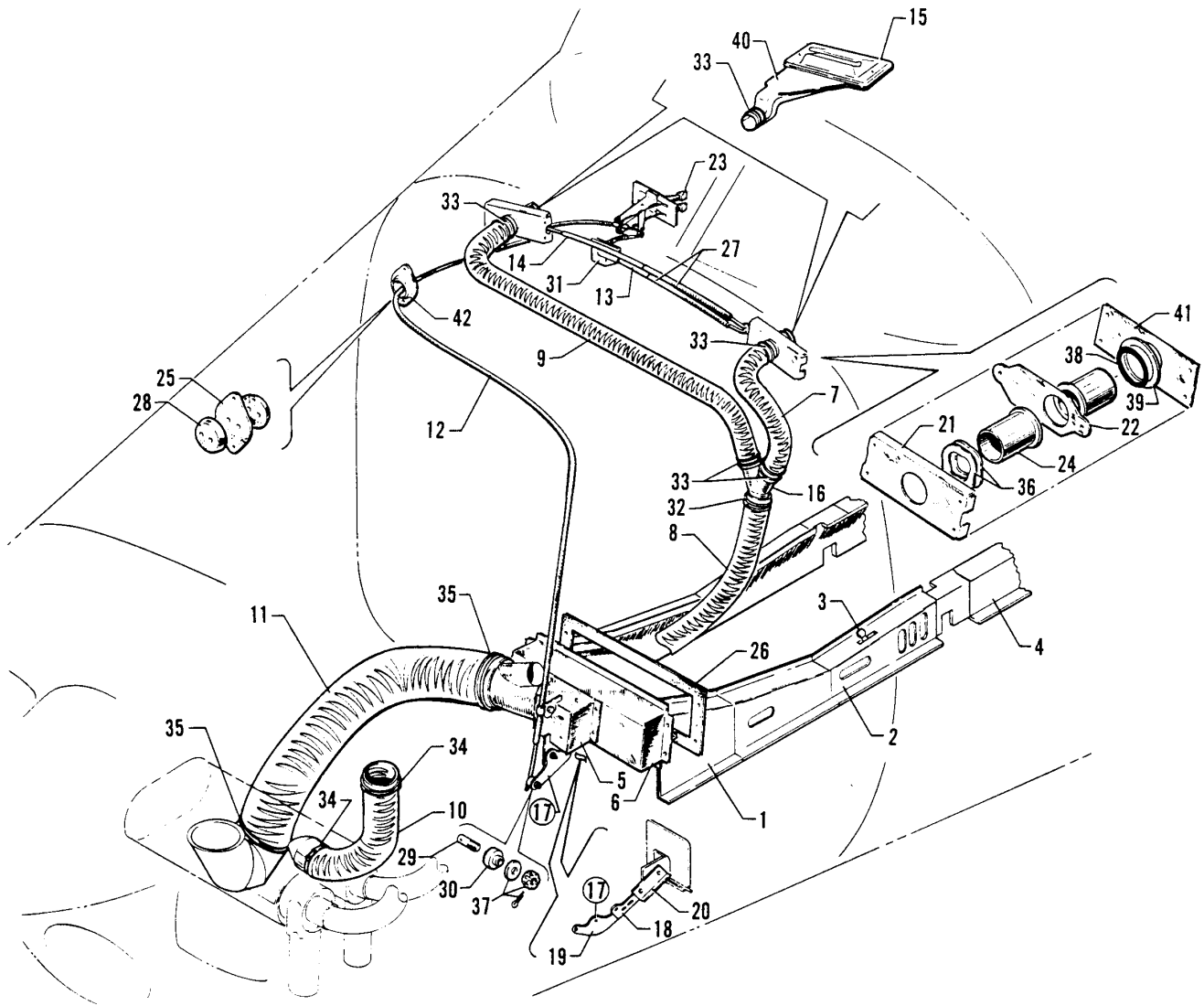


Figure 52. Cabin Heat and Defroster Installation

Reissued: August 1, 1999

**PIPER AIRCRAFT
PA-28-161 CADET
AIRPLANE PARTS CATALOG**

CODE EXPLANATIONS FOR FIGURE 52

TPIPER AIRCRAFT PA-28-161 CADET AIRPLANE PARTS CATALOG

Figure and Index Number	Part Number	Code	Nomenclature	No. Req.	Serial Numbers Affected
52-	35359		DRAWING - Cabin Heat System Installation		
	35360		DRAWING - Defroster System Installation		
-1	76219-00		DUCTASSEMBLY - Cabin heat, front, left	1	
	76219-01		DUCTASSEMBLY - Cabin heat, front, right	1	
-2	36511-02		DUCTASSEMBLY - Cabin heat, center, left	1	
	36511-03		DUCTASSEMBLY - Cabin heat, center, right	1	
	36505-02		* COVER ASSEMBLY - Cabin heat duct, center, left	1	
	36505-03		* COVER ASSEMBLY - Cabin heat duct, center, right	1	
-3	66980-00		* KNOB- Heat duct	1	
-4	76129-06		DUCTASSEMBLY-Cabin heat, rear, left	1	
	76129-07		DUCTASSEMBLY - Cabin heat, rear, right	1	
-5	35307-11		BOX ASSEMBLY - Cabin heat distributor	1	
-6	35335-03		BOX - Cabin heat distributor	1	
-7	63633-195		HOSE - Defroster	1	
-8	63633-55		HOSE- Defroster	1	
-9	63633-194		HOSE - Defroster	1	
-10	63633-89		HOSE - Air inlet	1	
-11	63633-107		HOSE - Cabin heat inlet	1	
-12	553 878		CABLE ASSEMBLY - Cabin heat control (PS501464-10)	1	
-13	554 143		CABLE ASSEMBLY - Defroster control (PS50146-6-2)	1	
-14	554 144		CABLE ASSEMBLY-Defroster valve (PS50146-6-1)	1	
-15	65318-00		OUTLET- Defroster air	2	
-16	69229-00		TAKE-OFF ASSEMBLY - Defroster air	1	
-17	36558-06		LINK ASSEMBLY - Cabin heat box	1	
-18	36558-02		LINK- Cabin heat box	1	
-19	36558-03		LINK - Cabin heat box	1	
-20	35505-00		LINK - Cabin heat box	1	
-21	69273-00		HOUSING - Defroster valve	2	
-22	67705-00		GATE - Defroster valve	2	
-23	66980-00		KNOB - Cabin heat and defroster	2	
-24	69279-00		TUBE - Defroster valve	4	
-25	22105-03		GASKET- Firewall sea	1	
-26	62969-00		GASKET- Distributor box	1	
-27	63882-31		SLEEVE - Defroster cable	2	
-28	68770-14		GROMMET - Firewall seal	2	
-29	70371-03		STUD - Swivel fitting	1	
-30	70371-02		FITTING - Swivel	1	
-31	69275-00		CLAMP - Defroster cable	1	
-32	554 896		CLAMP - (SAE TYA-1 1/2)	2	
-33	454 985		CLAMP - (SAE TYA-1)	6	
-34	554 882		CLAMP - (SAE TYA-2 9/16)	2	
-35	454 993		CLAMP - (SAE TYA-3 1/16)	2	
-36	494 123		WASHER - Spring (35)	4	
-37	404100		NUT- (AN310-3)	1	
	407 564		WASHER - (AN960-10)	1	
	424 051		COTTER PIN - (MS24665-132)	1	
-38	484 841		PACKING - O-ring (NAS1593-213)	2	
-39	62833-104		WASHER	2	
-40	79615-02		DUCTASSEMBLY - Defroster, left	1	
	79615-03		DUCTASSEMBLY- Defroster, right	1	
-41	69274-00		PLATE - Defroster valve	2	
-42	66789-00		PLATE - Firewall seal	2	

When ordering, always specify Part Number, Description, and Serial Number of Aircraft

Reissued: August 1, 1999

**PIPER AIRCRAFT
PA-28-161 CADET
AIRPLANE PARTS CATALOG**

THIS PAGE INTENTIONALLY LEFT BLANK

PIPER AIRCRAFT
PA-28-161 CADET
AIRPLANE PARTS CATALOG

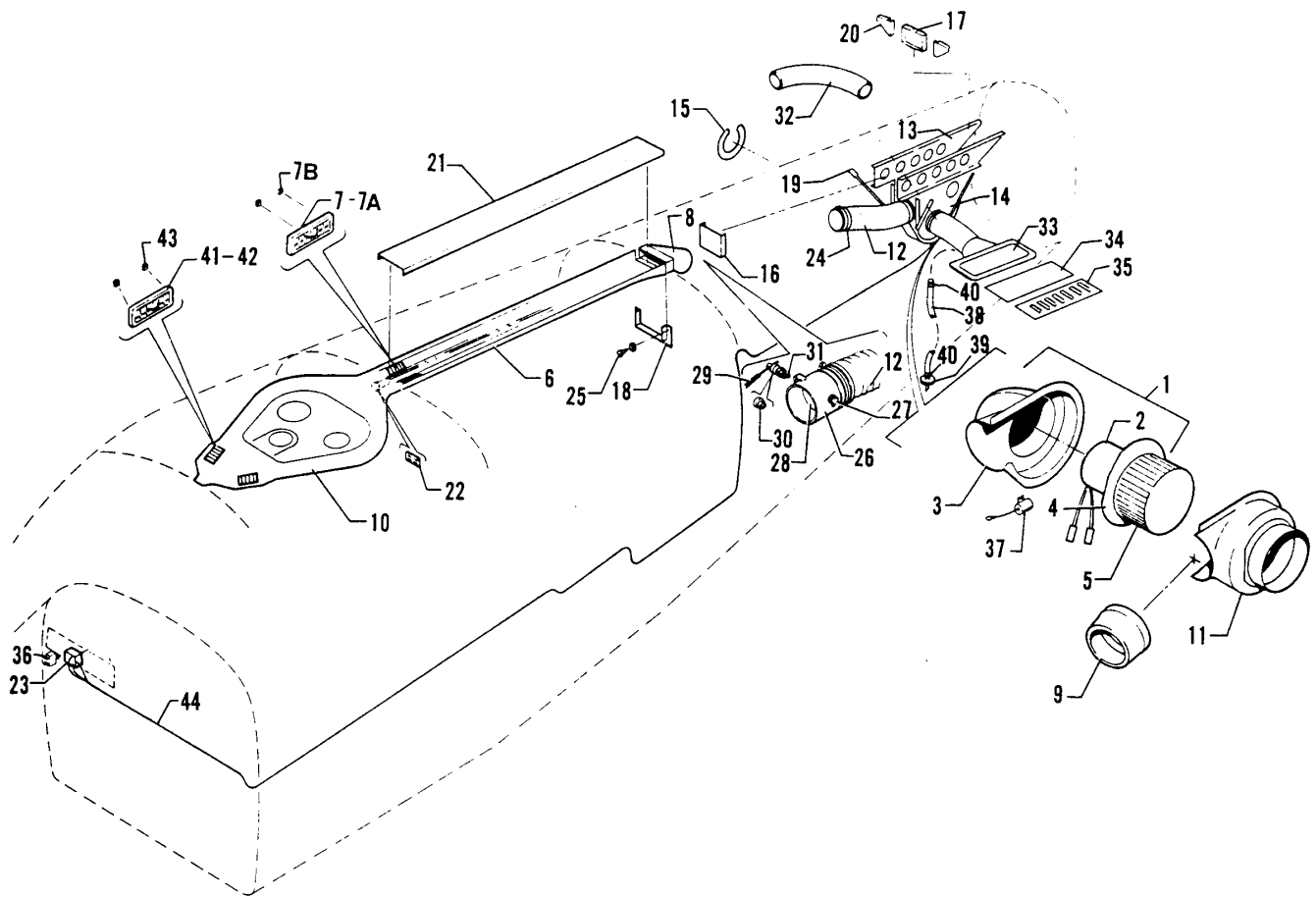


Figure 53. Cabin Overhead Air Vent Installation

Reissued: August 1, 1999

**PIPER AIRCRAFT
PA-28-161 CADET
AIRPLANE PARTS CATALOG**

CODE EXPLANATIONS FOR FIGURE 53

TPIPER AIRCRAFT PA-28-161 CADET AIRPLANE PARTS CATALOG

Figure and Index Number	Part Number	Code	Nomenclature	No. Req.	Serial Numbers Affected
53-	76304 36983		DRAWING - Fresh Air Ventilation System Installation DRAWING - Ram Air and Blower Air Ventilation Installation		
-1	99642-03		BLOWER ASSEMBLY - Fresh air	1	
-2	475 210		* MOTOR ASSEMBLY - Blower (UN-YY1S062)	1	
-3	37997-02		* COVER - Blower motor	1	
-4	99641-00		* PLATE ASSEMBLY - Motor mounting	1	
-5	452 935		BLOWER - (AE424-316-1)	1	
-6	76307-07		DUCTASSEMBLY - Fresh air, center	1	
-7	473 195		* LOUVER - (336-1HS), black	2	
-7a	461 391		* FRAME - (173B), black	2	
-7b	406 424		* NUT - (C2733440-I)	8	
-8	35497-00		DUCT- Bulkhead interconnect	1	
-9	99633-00		DUCT- Hose connect	1	
-10	99500-17		PANELASSEMBLY - Cabin light and fresh air (less speaker hole)	1	
	99500-15		PANELASSEMBLY - Cabin light and fresh air (with speaker hole)	1	
-11	79264-00		COVER ASSEMBLY - Fresh air blower	1	
-12	63633-127		HOSE-Air vent	1	
-13	79280-00		INTERCOSTAL- Blower bracket support, left	1	
	79287-00		INTERCOSTAL- Blower bracket support, right	1	
-14	79281-00		HANGER ASSEMBLY- Blower, left	1	
	79282-00		HANGER ASSEMBLY- Blower, right	1	
-15	79284-00		RETAINER- Housing	1	
-16	79285-00		BRACKET- Blower support	1	
-17	79286-00		BRACKET- Blower support, aft	1	
-18	35498-00		FLANGE ASSEMBLY - Bulkhead interconnect	1	
-19	79303-00		BRACE - Hanger	2	
-20	79035-00		GUSSETASSEMBLY - Intercostal	2	
-21	76309-00		CHANNEL- Fresh air duct	1	
-22	69669-77		PLACARD- Cabin air	1	
-23	588109		SWITCH - (MS35058-21) (3 position)	1	
-24	554 640		CLAMP - (SAE TYA4 5/8)	2	
-25	419 681		SCREW - (PS100124)	7	
	494 003		WASHER - (PS10016-6)	7	
-26	69885-00		FLAPPER VALVE ASSEMBLY - Fresh air intake	1	
-27	69885-02		* SHAFTASSEMBLY	1	
-28	69885-03		* FLAPPER ASSEMBLY	1	
-29	554 366		CABLE ASSEMBLY - Fresh air flapper (PS50146-2-2)	1	
-30	7037142		FITTING - Swivel	1	
-31	7037143		STUD - Swivel hitting	1	
	407 564		WASHER - (AN960-10)	1	
	404 392		NUT- (AN320-3)	1	
	424 051		COTTER PIN - (MS24665-132)	1	
-32	63633-184		HOSE - Air vent	1	
-33	36615-05		DUCTASSEMBLY - Air vent (with filter)	1	
-34	36616-03		* FILTER - Air vent	1	
-35	36612-02		LOUVER - Air vent	1	
-36	454 743		CIRCUIT BREAKER - (PS50120-3-36) 20 amp, Wood Electric Corp.	1	
-37	63897-06		CAPACITOR ASSEMBLY	1	
-38	63904-112		HOSE- Drain	1	
-39	79290-00		TUBE ASSEMBLY- Drain	1	
-40	554 861		CLAMP - (SAE TY F-4)	2	
-41	473 195		LOUVER - (336-1 HS), black	2	

When ordering, always specify Part Number, Description, and Serial Number of Aircraft

Reissued: August 1, 1999

**TPIPER AIRCRAFT
PA-28-161 CADET
AIRPLANE PARTS CATALOG**

Figure and Index Number	Part Number	Code	Nomenclature	No. Req.	Serial Numbers Affected
53-42	461 391		FRAME - (173B), black	2	
-43	406 424		NUT- (C2733440-1)	8	
-44	79293-04		CABLE- Blower	1	

When ordering, always specify Part Number, Description, and Serial Number of Aircraft

Reissued: August 1, 1999

PIPER AIRCRAFT
PA-28-161 CADET
AIRPLANE PARTS CATALOG

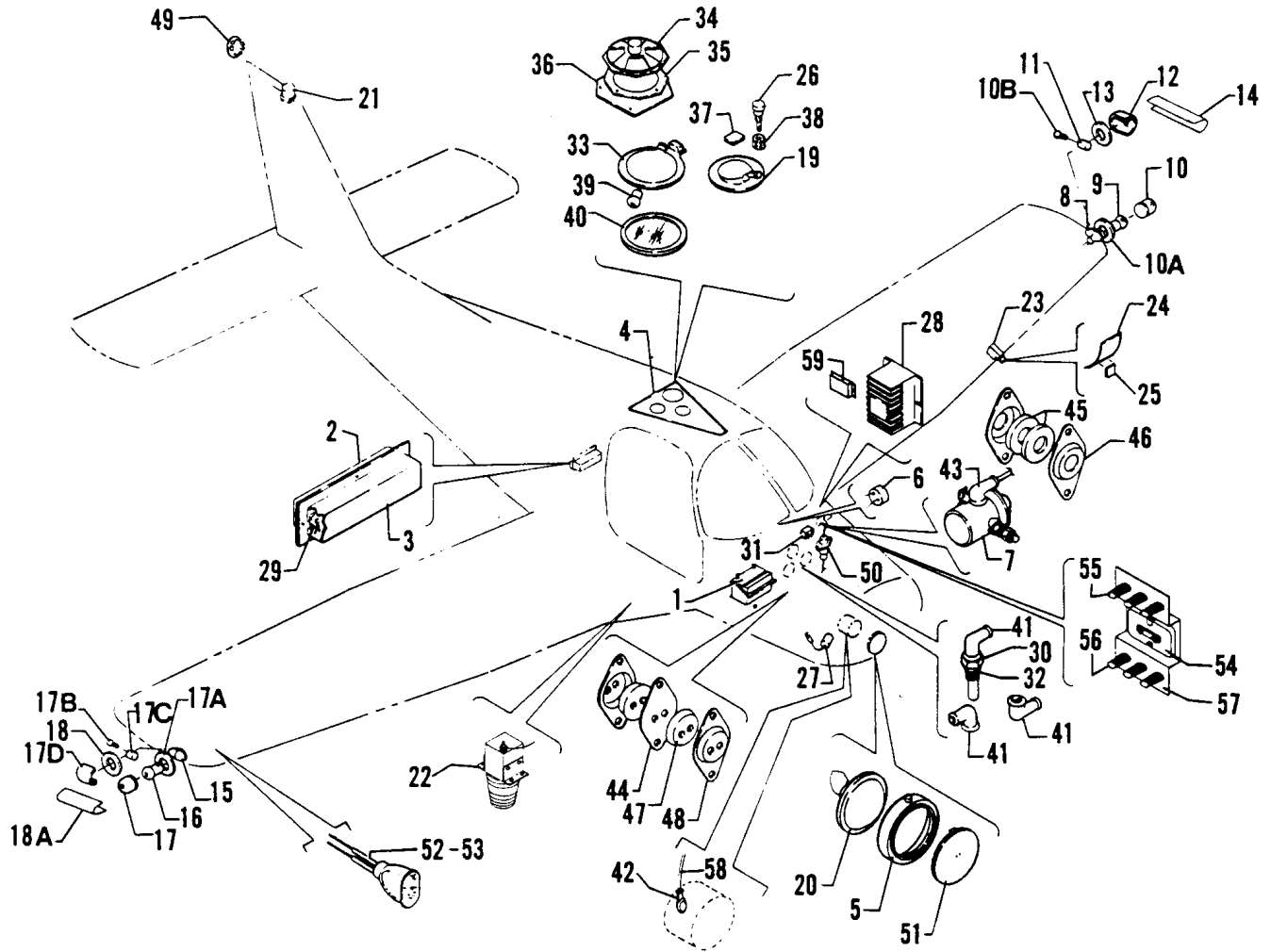


Figure 54. Electrical System Installation

**PIPER AIRCRAFT
PA-28-161 CADET
AIRPLANE PARTS CATALOG**

CODE EXPLANATIONS FOR FIGURE 54

- A - See Figure 56 for component parts.
- B - See Figure 53 if cabin overhead air vent system is installed.

PIPER AIRCRAFT PA-28-161 CADET AIRPLANE PARTS CATALOG

Figure and Index Number	Part Number	Code	Nomenclature	No. Req.	Serial Numbers Affected
54-	89248		DRAWING - Electrical System Installation		
-1		A	BATTERY INSTALLATION	1	
-2	67404-02		COVER- Terminal strip	1	
-3	67404-03		COVER- Terminal strip	1	
-4	99500-17	B	PANELASSEMBLY - Cabin light (less speaker hole)	1	
	99500-15	B	PANELASSEMBLY - Cabin light (with speaker hole)	1	
-5	65372-00		RING ASSEMBLY - Landing light	1	
-6	35214-00		HORN ASSEMBLY - Stall warning	1	
-7	99130-02		SOLENOID - Starter (487169)	1	
-8	572 559		LIGHT - Red (A675-PR-14)	1	
-9	751381		* BULB- (1512)	1	
-10	751 202		* LENS- Red	1	
-10a	755 075		* GASKET- (W1283)	1	
-10b	761 256		* LAMP - Navigation light assembly (A508) 14 volt	1	
-11	762 426		* SOCKETASSEMBLY - Navigation light (A507)	1	
-12	761 255		* LENS - Navigation light (A615)	1	
-13	755 096		* GASKET- Navigation light (A616)	1	
-14	762 636		* RETAINER - Navigation light (A674)	1	
-15	572 562		LIGHT - Green (A675-PG-14)	1	
-16	751 381		* BULB - (1512)	1	
-17	751 201		* LENS- Green	1	
-17a	755 075		* GASKET- (W1283)	1	
-17b	761 256		* LAMP - Navigation light assembly (A508) 14 volt	1	
-17c	762 426		* SOCKETASSEMBLY - Navigation light (A507)	1	
-17d	761 255		* LENS - Navigation light (A615)	1	
-18	755 096		* GASKET- Navigation light (A616)	1	
-18a	762 636		* RETAINER- Navigation light (A674)	1	
-19	572 582		LIGHTASSEMBLY-Panel (A300-W-14)	1	
-20	472 661		LIGHT - Landing (PS10008-4509)	1	
-21	36789-37		STROBE ASSEMBLY- Fin (self-contained)	1	
	689 100		* STROBE - (HR-DF-14R)	1	
-22	36789-38		STROBE ASSEMBLY- Belly	1	
	689 100		* STROBE - (HR-DF-14R)	1	
	651 517		*ADAPTER-(A540)	1	
-23	450 742		DETECTOR - Lift (C52207-4)	1	
-24	19807-00		PLATE - Lift detector mounting (C52207-2)	1	
-25	450 741		DECAL- Lift detector (C52207-3)	1	
-26	95228-00		POTENTIOMETER - Dimmer assembly	1	
-27	63897-03		CAPACITOR	1	
-28	68804-04		CONTROLASSEMBLY - Voltage	1	
-29	488 545		STRIP - Terminal (MS25123-1-12)	1	
-30	550 487		SENDER - Engine unit, oil temperature (362-EW)	1	
-31	550 549		SENDER - Cylinder head temperature (333-B)	1	
-32	462 012		GASKET - (AH-1522)	1	
-33	66632-00		REFLECTOR ASSEMBLY - Dome light	1	
-34	585015		SPEAKER-Radio, circular (6FU3211)	1	
-35	99745-00		GASKET- Radio speaker	1	
-36	99744-00		GRILL- Radio speaker	1	
-37	69669-20		PLACARD - Dome light	1	
-38	571 136		KNOB - (PS10067-4-1)	1	
-39	472 036		LAMP- (PS10008-89)	1	
-40	472 330		LENS - Light (1271540)	1	
-41	23969-02		NIPPLE - Electrical	3	
-42	35375-00		NIPPLE - Electrical	1	

When ordering, always specify Part Number, Description, and Serial Number of Aircraft

Reissued: August 1, 1999

**PIPER AIRCRAFT
PA-28-161 CADET
AIRPLANE PARTS CATALOG**

Figure and Index Number	Part Number	Code	Nomenclature	No. Req.	Serial Numbers Affected
54-43	66580-02		NIPPLE - Terminal (476 695)	1	
-44	68771-03		GASKET - Firewall seal	1	
-45	63915-05		DISC - Firewall seal	2	
-46	18321-00		PLATE - Firewall seal	2	
-47	22104-13		GROMMET- Firewall seal	2	
-48	66789-00		PLATE - Firewall seal	2	
-49	453 639		BUTTON - Plug (HS-50726)	1	
-50	460 594		FILTER- (NFIC-2704)	1	
-51	12761-02		COVER ASSEMBLY - Landing light opening	1	
-52	87742-02		LIGHTASSEMBLY - Recognition	2	
-53	761 279		* LAMP - Recognition light	1	
-54	584 714		SHUNT - (8406-100)	1	
-55	89258-05		FUSE ASSEMBLY	1	
-56	89258-04		FUSE ASSEMBLY	1	
-57	89258-02		PLATE	2	
-58	79653-174		WIRE ASSEMBLY - Alternator to shunt	1	
-59	587 863		SWITCH - Alternator out (A40-251-1)	1	

When ordering, always specify Part Number, Description, and Serial Number of Aircraft

Reissued: August 1, 1999

PIPER AIRCRAFT
PA-28-161 CADET
AIRPLANE PARTS CATALOG

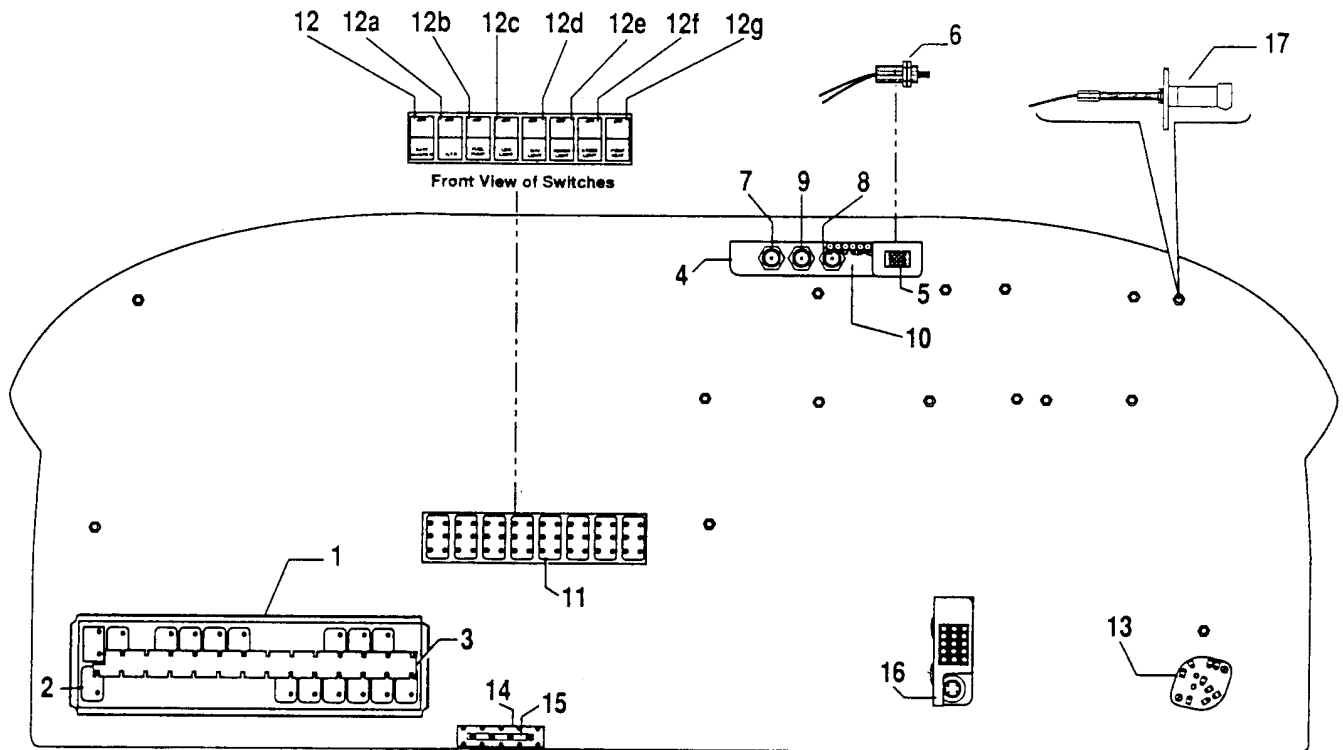


Figure 55. Instrument Panel Electrical Installation

**PIPER AIRCRAFT
PA-28-161 CADET
AIRPLANE PARTS CATALOG**

CODE EXPLANATIONS FOR FIGURE 55

**PIPER AIRCRAFT
PA-28-161 CADET
AIRPLANE PARTS CATALOG**

Figure and Index Number	Part Number	Code	Nomenclature	No. Req.	Serial Numbers Affected
55-	89248 35263		DRAWING- Electrical Installation DRAWING - Circuit Breaker Panel Assembly		
-1	35261-02		PANELASSEMBLY - Circuit breaker	1	
-2	454 758		CIRCUIT BREAKER - (PS50120-5-3) 60 amp	1	
	454 706		CIRCUIT BREAKER - (PS50120-1-2) 5 amp	AR	
	454 707		CIRCUIT BREAKER - (PS50120-1-5) 10 amp	AR	
	454 708		CIRCUIT BREAKER - (PS50120-1-7) 15 amp	AR	
	454 709		CIRCUIT BREAKER - (PS50120-1-9) 20 amp	AR	
-3	35208-10		BUS	1	
-4	79333-07		PANELASSEMBLY - Annunciator	1	
-5	484175		* RECEPTACLE - (1292R)	1	
-6	487 904		* SWITCH - (39-1)	1	
-7	67422-12		* LIGHT- Indicator	1	
	472 054		* LAMP - (PS10008-330)	1	
-8	67422-13		* LIGHT- Indicator	1	
	472 054		* LAMP - (PS10008-330)	1	
-9	67422-14		* LIGHT- Indicator	1	
	453 675		* LAMP - (PS10008-328)	1	
-10	79351-08		* BRACKETASSEMBLY	1	
-11	688 296		SWITCH - (8941K699)	8	
-12	84622-04		CAP - Switch (653 504)	1	
-12a	84622-64		CAP - Switch (653 441)	1	
-12b	84622-68		CAP - Switch (654 480)	1	
-12c	84622-10		CAP - Switch (653 509)	1	
-12d	84622-13		CAP - Switch (653 512)	1	
-12e	84622-52		CAP - Switch (653 566)	1	
-12f	84622-12		CAP - Switch (653 511)	1	
-12g	84622-25		CAP - Switch (653 524)	1	
-13	688 178		SWITCH - Ignition (10-357200-1)	1	
-14	588 464		TERMINALSTRIP-(MS27212-14)	1	
-15	35207-02		BUS	1	
-16	39576-02		CONTROLASSEMBLY- Dimmer	1	
-17	572 636		LIGHT - Post (PS10044-1)	AR	

When ordering, always specify Part Number, Description, and Serial Number of Aircraft

Reissued: August 1, 1999

**PIPER AIRCRAFT
PA-28-161 CADET
AIRPLANE PARTS CATALOG**

THIS PAGE INTENTIONALLY LEFT BLANK

PIPER AIRCRAFT
PA-28-161 CADET
AIRPLANE PARTS CATALOG

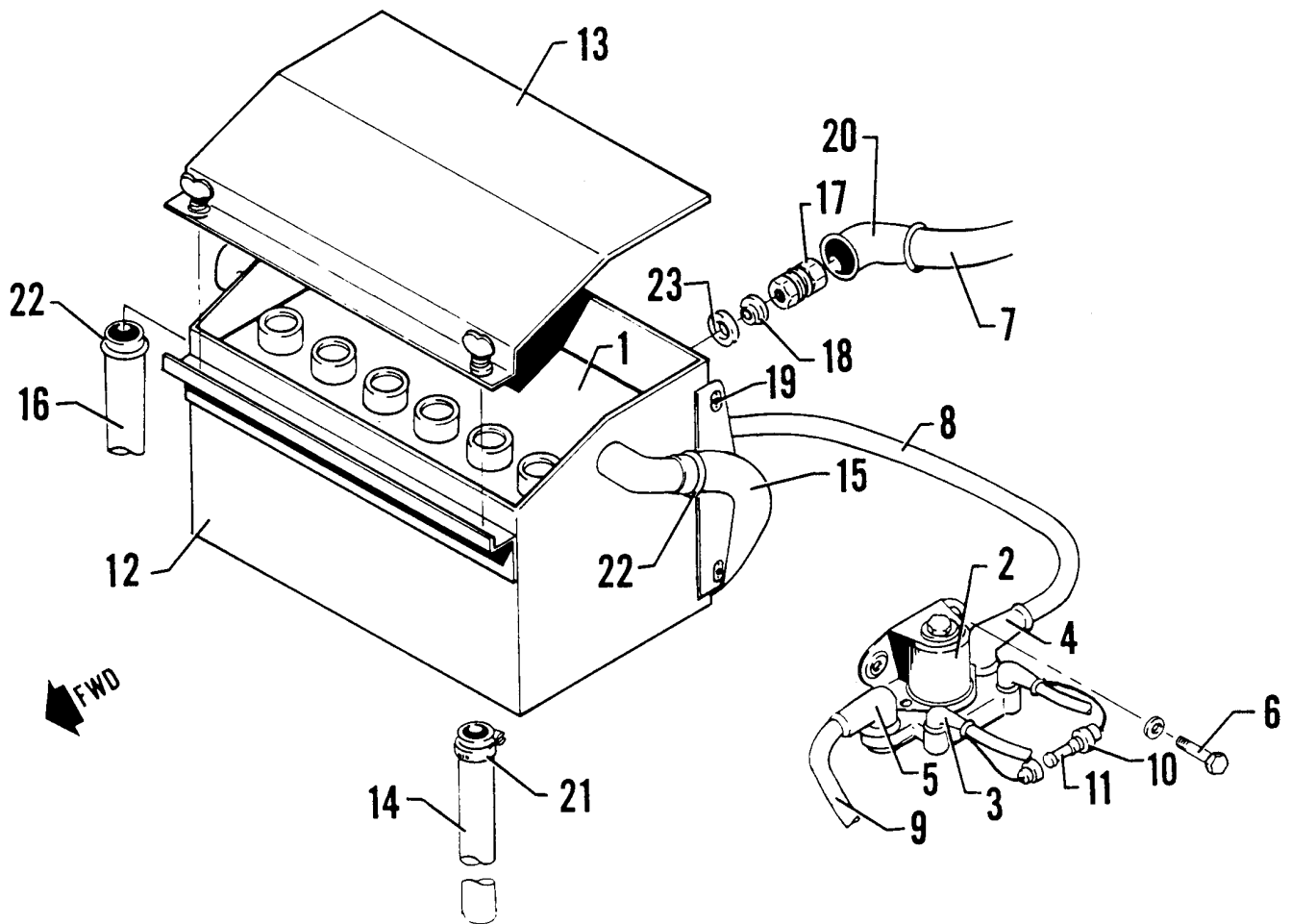


Figure 56. Battery Box Installation

**PIPER AIRCRAFT
PA-28-161 CADET
AIRPLANE PARTS CATALOG**

CODE EXPLANATIONS FOR FIGURE 56

PIPER AIRCRAFT PA-28-161 CADET AIRPLANE PARTS CATALOG

Figure and Index Number	Part Number	Code	Nomenclature	No. Req.	Serial Numbers Affected
56-	89248 35844		DRAWING- Electrical System Installation DRAWING -Battery Box Assembly (Complete)		
-1	450 035		BATTERY - (R35) 35 AMP, Hour	1	
-2	455 151		CONTACTOR-Power relay (6041H105A)	1	
-3	23969-02		NIPPLE- Electrical	2	
-4	23969-05		NIPPLE- Electrical	1	
-5	66580-02		NIPPLE - Terminal (476 695)	1	
-6	401307		BOLT- (AN44A)	2	
	407 565		WASHER - (AN960-416)	2	
	404 836		NUT- (MS20364-428C)	2	
-7	79653-121		WIRE ASSEMBLY-Battery to ground	1	
-8	79653-97		WIRE ASSEMBLY- Battery to solenoid	1	
-9	79653-139		WIRE ASSEMBLY -Battery solenoid to starter solenoid	1	
-10	79595-19		FUSE ASSEMBLY - Voltage spike supression	1	
-11	461 657		* FUSE - (312001) 1 amp	1	
-12	35845-02		BOX ASSEMBLY -Battery	1	
-13	63977-00		COVER ASSEMBLY -Battery	1	
-14	63904-105		HOSE - Battery drain	1	
-15	63904-106		HOSE - Battery vent	1	
-16	63904-107		HOSE - Battery vent	1	
-17	66616-00		TERMINALASSEMBLY - Battery box	2	
-18	17555-00		PLATE - Battery insulation	2	
-19	400 437		BOLT- (AN3-3A)	6	
	407 674		WASHER - (AN960-C10)	6	
-20	23969-05		NIPPLE - Terminal	2	
-21	554 861		CLAMP - (SAE TY F-4)	1	
-22	454 983		CLAMP - (SAE TY E-8)	2	
-23	81342-56		WASHER -Battery box	2	

When ordering, always specify Part Number, Description, and Serial Number of Aircraft

Reissued: August 1, 1999

**PIPER AIRCRAFT
PA-28-161 CADET
AIRPLANE PARTS CATALOG**

THIS PAGE INTENTIONALLY LEFT BLANK

PIPER AIRCRAFT
PA-28-161 CADET
AIRPLANE PARTS CATALOG

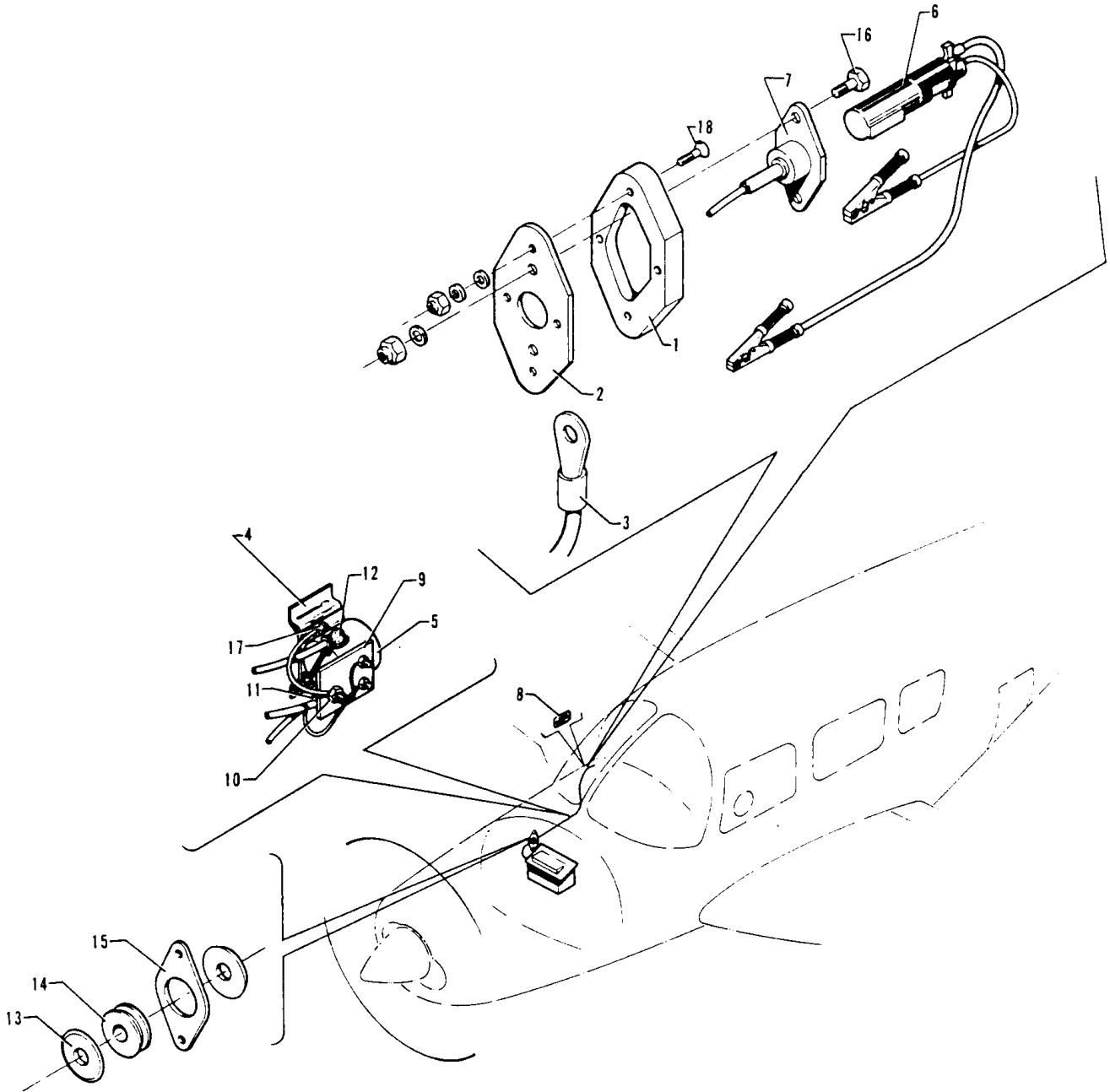


Figure 57. External Power Supply Installation

Reissued: August 1, 1999

**PIPER AIRCRAFT
PA-28-161 CADET
AIRPLANE PARTS CATALOG**

CODE EXPLANATIONS FOR FIGURE 57

PIPER AIRCRAFT PA-28-161 CADET AIRPLANE PARTS CATALOG

Figure and Index Number	Part Number	Code	Nomenclature	No. Req.	Serial Numbers Affected
57-	35842		DRAWING - External Power Supply Installation		
-1	62226-00		SPACER - Auxiliary power receptacle	1	
-2	62227-00		PLATE - Auxiliary power receptacle	1	
-3	79653-104		WIRE - Ground	1	
-4	35840-02		BRACKETASSEMBLY - Auxiliary power relay	1	
-5	484 373		SOLENOID - (24059)	1	
-6	89097-02		PLUG ASSEMBLY - Power connector	1	
-7	89097-03		SOCKETASSEMBLY - Power connector	1	
-8	69669-173		PLACARD - External power	1	
-9	68198-00		SUPPORT- Diode mounting	1	
-10	456 728		DIODE - (IN3208)	1	
-11	23969-02		NIPPLE	1	
-12	23969-05		NIPPLE	3	
-13	66789-00		PLATE	2	
-14	68770-04		GROMMET	2	
-15	68771-04		GASKET	1	
-16	400 728		BOLT- (AN25-11A)	2	
	407 566		WASHER - (AN960-516)	2	
	407106		WASHER - (AN935-516)	2	
	404 323		NUT- (AN316-SR)	2	
-17	401 307		BOLT- (AN44A)	2	
	407 565		WASHER - (AN960-416)	2	
-18	416 794		SCREW - (MS24693-S275)	4	
	494 087		WASHER - Countersunk (A3235420-1)	4	
	407 564		WASHER - (AN960-10)	4	
	404 335		NUT- (MS20364-1032C)	4	

When ordering, always specify Part Number, Description, and Serial Number of Aircraft

Reissued: August 1, 1999

**PIPER AIRCRAFT
PA-28-161 CADET
AIRPLANE PARTS CATALOG**

THIS PAGE INTENTIONALLY LEFT BLANK

PIPER AIRCRAFT
PA-28-161 CADET
AIRPLANE PARTS CATALOG

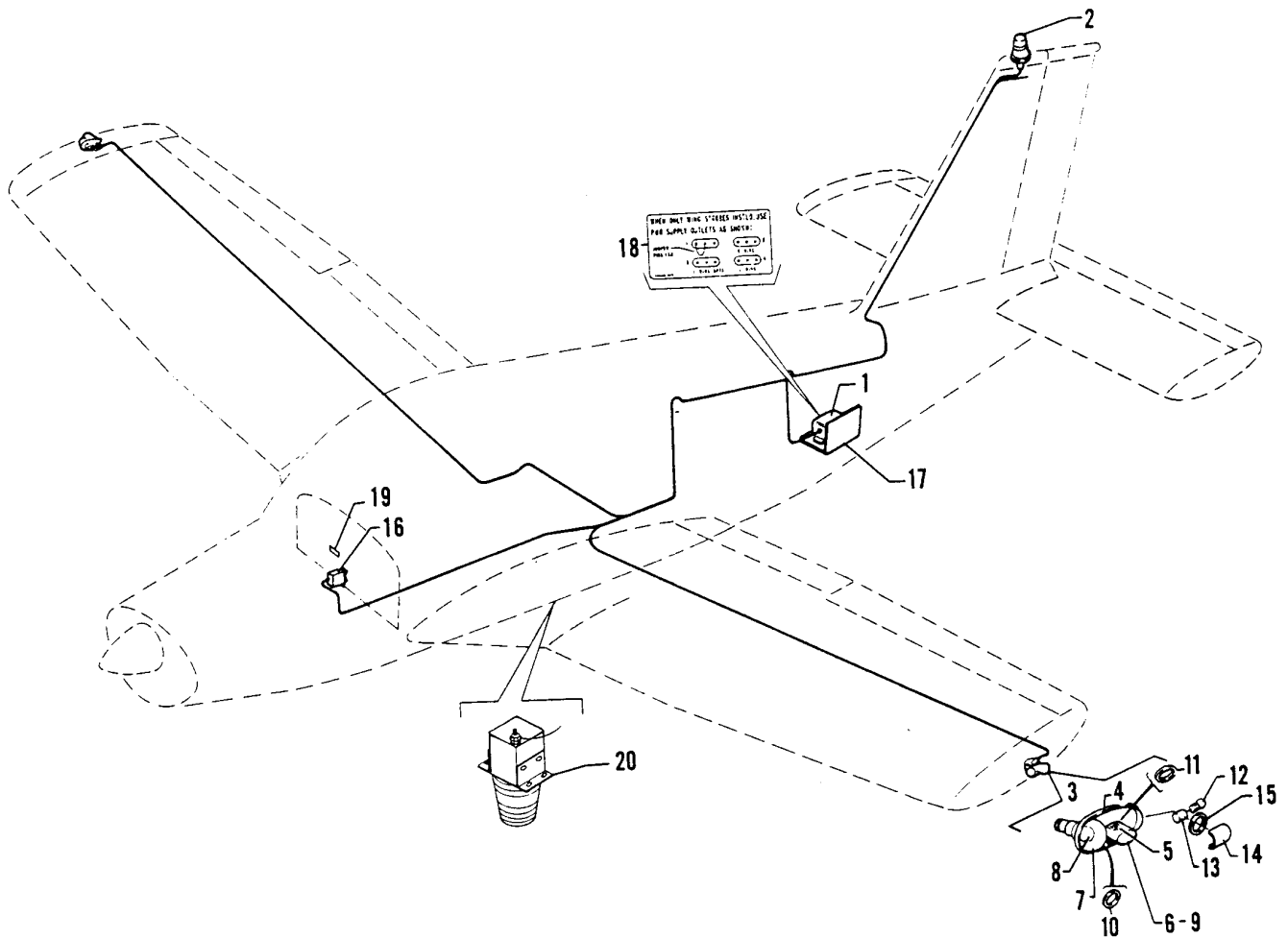


Figure 58. Strobe Lights Installation

Reissued: August 1, 1999

**PIPER AIRCRAFT
PA-28-161 CADET
AIRPLANE PARTS CATALOG**

CODE EXPLANATIONS FOR FIGURE 58

- A - Used with white wing tip strobe only.
- B - Used with red wing tip strobe only.

**PIPER AIRCRAFT
PA-28-161 CADET
AIRPLANE PARTS CATALOG**

Figure and Index Number	Part Number	Code	Nomenclature	No. Req.	Serial Numbers Affected
58-	36789		DRAWING - Wing Tip Strobe Lights Installation		
	36789		DRAWING - Fin Tip Strobe Light Installation		
-1	763 469		POWER SUPPLY- Strobe light	1	
-2	36789-37		STROBE ASSEMBLY- Fin (self contained)	1	
	689 100		* STROBE - (HR-DF-14R)	1	
-3	572 557		LIGHTASSEMBLY - Red navigation and white strobe, wing tip (shielded)	1	
	572 561		LIGHTASSEMBLY - Green navigation and white strobe wing tip (shielded)	1	
-4	762 616		* RETAINER - Light lens	1	
-5	762 003		* TUBE ASSEMBLY - Flash, tip	1	
-6	761 224		* LENS- Wing tip strobe (unshielded)	1	
-7	751 202		* LENS- Navigation, red	1	
	751 201		* LENS- Navigation, green	1	
-8	751 381		* BULB - (1512) 14 volt	1	
-9	761 253	A	* LENS AND RETAINER ASSEMBLY - Wing tip strobe (shielded)	1	
	761 254	B	* LENS AND RETAINER ASSEMBLY - Wing tip strobe (shielded)	1	
-10	755 075		* GASKET- Navigation light (W1283)	1	
-11	755 076		* GASKET- Wing strobe (A4274)	1	
-12	761 256		* LAMP - Navigation light assembly, 14 volt (A508)	1	
-13	762 426		* SOCKETASSEMBLY - Navigation light (A507)	1	
-14	761 255		* LENS- Navigation light (A615)	1	
-15	755 096		* GASKET- Navigation light (A616)	1	
-16	688 296		SWITCH - Strobe lights (8941K699)	1	
-17	99031-00		BRACKETASSEMBLY - Power supply mounting	1	
-18	35669-107		PLACARD - Strobe light outlet	1	
-19	69669-175		PLACARD - Warning	1	
-20	36789-38		STROBE ASSEMBLY- Belly	1	
	689 100		* STROBE - (HR-DF-14R)	1	
	651 517		* ADAPTER - (A540)	1	

When ordering, always specify Part Number, Description, and Serial Number of Aircraft

Reissued: August 1, 1999

**PIPER AIRCRAFT
PA-28-161 CADET
AIRPLANE PARTS CATALOG**

THIS PAGE INTENTIONALLY LEFT BLANK

PIPER AIRCRAFT
PA-28-161 CADET
AIRPLANE PARTS CATALOG

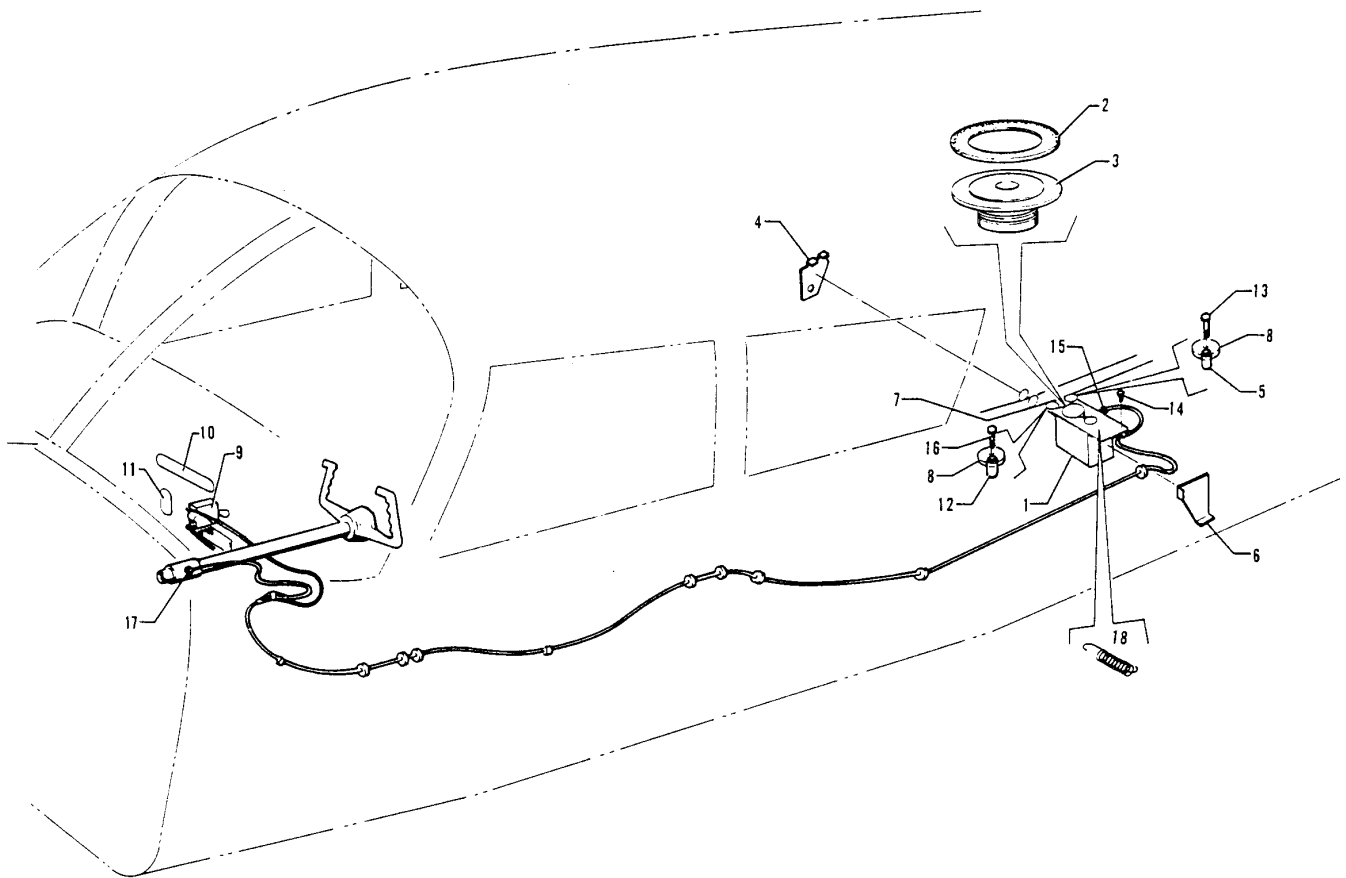


Figure 59. Electric Trim Installation

**PIPER AIRCRAFT
PA-28-161 CADET
AIRPLANE PARTS CATALOG**

CODE EXPLANATIONS FOR FIGURE 59

PIPER AIRCRAFT PA-28-161 CADET AIRPLANE PARTS CATALOG

Figure and Index Number	Part Number	Code	Nomenclature	No. Req.	Serial Numbers Affected
59-	67496		DRAWING - Electric Trim Installation		
-1	65821-05		SERVO ASSEMBLY - Trim	1	
-2	494 159		* WASHER - Servo friction (24696 00)	1	
-3	581 126		* PLATE - Servo clutch, outer (24695-00)	1	
-4	68676-00		BRACKET- Electric trim	1	
-5	63900-66		BUSHING - Electric trim	1	
	68674 00		BRACKETASSEMBLY - Electric trim	1	
-7	62701-111		CABLE ASSEMBLY - Front stabilator trim	1	
-8	481 640		PULLEY- (MS24566-1B)	2	
-9	587 923		* SWITCH - Electric trim (PS10095-1)	1	
-10	87369-38		* PLACARD - Electric trim	1	
-11	87369-39		* PLACARD - On-off	1	
-12	63900-67		BUSHING - Electric trim	1	
-13	400 444		BOLT- (AN3-13A)	1	
	407 564		WASHER - (AN960-10)	1	
	404 887		NUT - (MS20365-1032C)	1	
-14	401 266		BOLT- (AN3-5A)	2	
	407 564		WASHER - (AN960-10)	2	
	404 887		NUT- (MS20365-1032C)	2	
-15	23969-02		NIPPLE- Electrical	1	
-16	400 443		BOLT- (AN3-12A)	1	
	407 564		WASHER - (AN960-10)	1	
	404 887		NUT- (MS20365-1032C)	1	
-17	434 126		GROMMET(AN931-3-5)	1	
-18	65784-00		SPRING - Electric trim	1	

When ordering, always specify Part Number, Description, and Serial Number of Aircraft

Reissued: August 1, 1999

**PIPER AIRCRAFT
PA-28-161 CADET
AIRPLANE PARTS CATALOG**

THIS PAGE INTENTIONALLY LEFT BLANK

PIPER AIRCRAFT
PA-28-161 CADET
AIRPLANE PARTS CATALOG

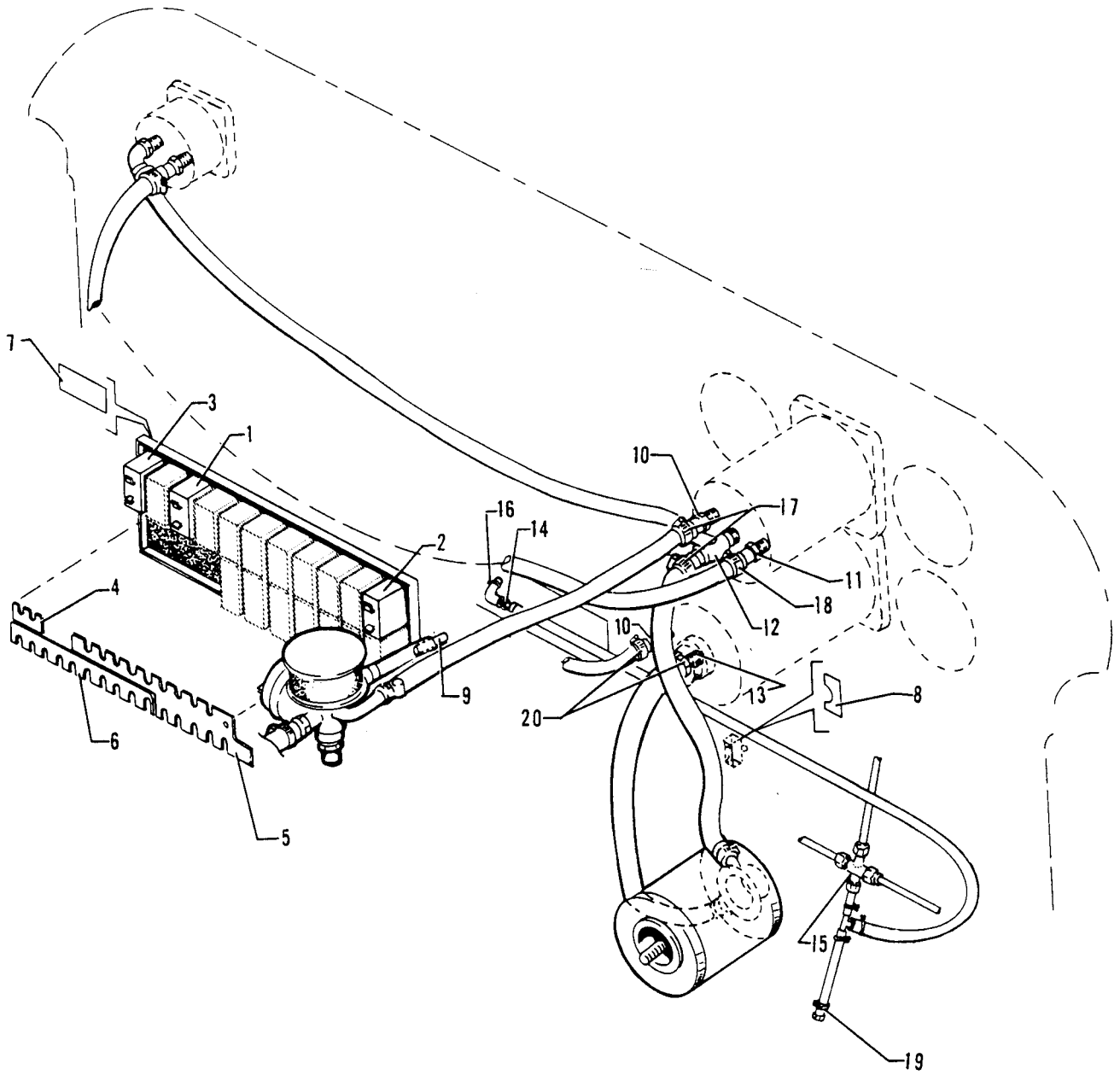


Figure 60. King KAP 100/150 AutoPilot Installation

**PIPER AIRCRAFT
PA-28-161 CADET
AIRPLANE PARTS CATALOG**

CODE EXPLANATIONS FOR FIGURE 60

PIPER AIRCRAFT PA-28-161 CADET AIRPLANE PARTS CATALOG

Figure and Index Number	Part Number	Code	Nomenclature	No. Req.	Serial Numbers Affected
60-	39874		DRAWING - King KAP 100/150 AutoPilot Installation		
-1	454 657		CIRCUIT BREAKER - AutoPilot, 10 amp (PS50120-3-12)	1	
-2	454 681		CIRCUIT BREAKER - Pitch trim, 5 amp (PS50120-3-6)	1	
-3	454 706		CIRCUIT BREAKER - Compass system, 5 amp (PS50120-1-2)	1	
-4	35208-04		STRIP - Circuit breaker	1	
-5	35208-09		STRIP - Circuit breaker	1	
-6	35208-10		STRIP - Circuit breaker	1	
-7	35669-110		PLACARD - Compass system	1	
-8	87369-40		PLACARD - Nav 1/Nav 2	1	
-9	96268-00		PLUG ASSEMBLY	1	
-10	451 939		ADAPTER - (1K10-4-6)	2	
-11	451 881		ADAPTER - (1K10-2-4)	1	
-12	560 835		ELBOW -(1K31-4-6-4)	1	
-13	558 913		ELBOW - (1K9-4-6)	1	
-14	491 049		UNION - (AN815-3D)	1	
-15	455 417		CROSS - (AN827-3D)	1	
-16	454 806		CLAMP - (SAE TY E-7)	4	
-17	554 888		CLAMP - (SAE TY F-6)	4	
-18	554 861		CLAMP- (SAE TY F-4)	4	
-19	554 575		CLAMP - (PS10017-23-4)	1	
-20	554 598		CLAMP - (NAS397-12)	2	

When ordering, always specify Part Number, Description, and Serial Number of Aircraft

Reissued: August 1, 1999

**PIPER AIRCRAFT
PA-28-161 CADET
AIRPLANE PARTS CATALOG**

THIS PAGE INTENTIONALLY LEFT BLANK

PIPER AIRCRAFT
PA-28-161 CADET
AIRPLANE PARTS CATALOG

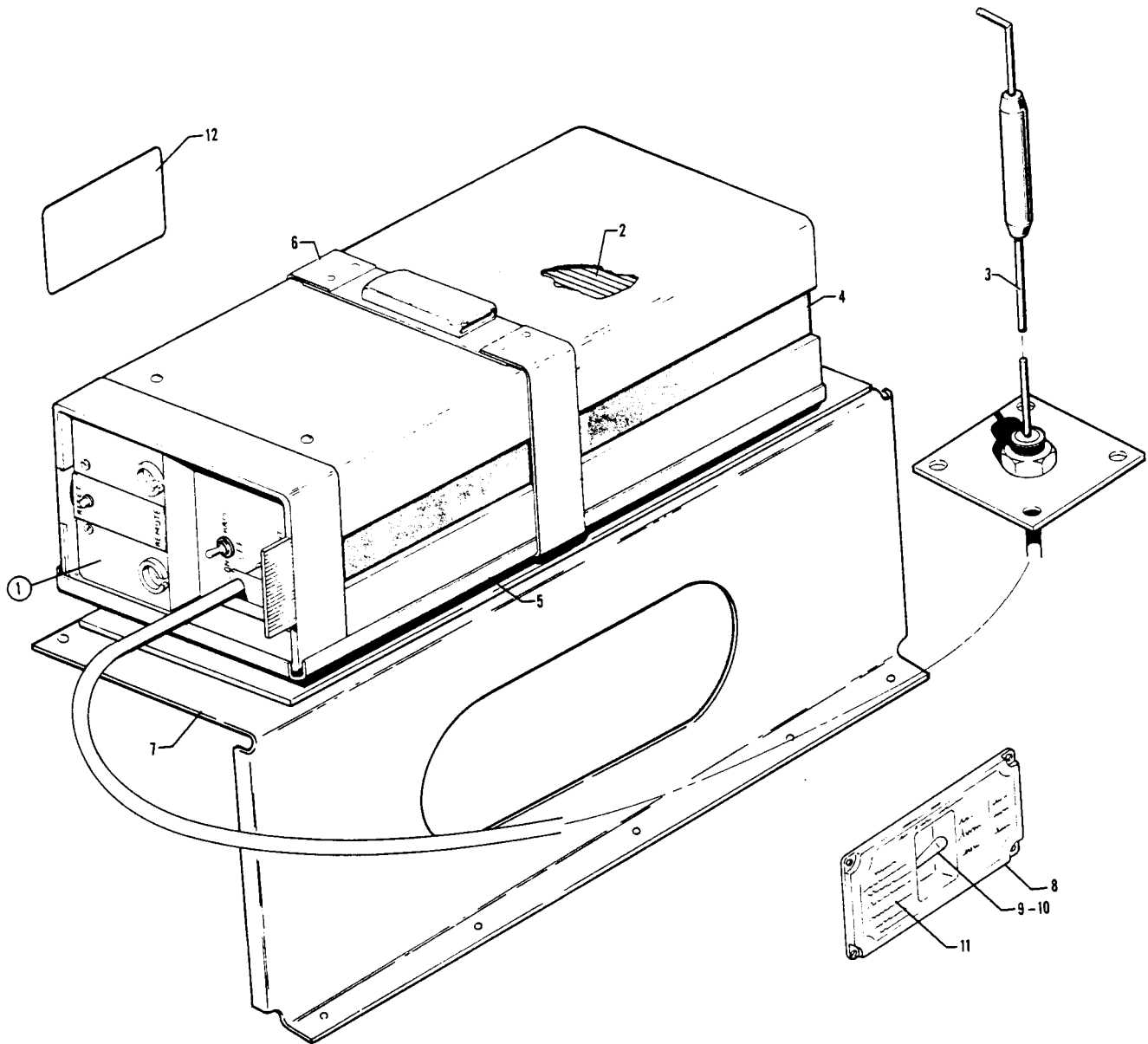


Figure 61. Piper Automatic Locator (ELT) Installation
(Narco Avionics)

Reissued: August 1, 1999

**PIPER AIRCRAFT
PA-28-161 CADET
AIRPLANE PARTS CATALOG**

CODE EXPLANATIONS FOR FIGURE 61

**PIPER AIRCRAFT
PA-28-161 CADET
AIRPLANE PARTS CATALOG**

Figure and Index Number	Part Number	Code	Nomenclature	No. Req.	Serial Numbers Affected
61-	36632		DRAWING - Piper Automatic Locator (ELT) Installation		
-1	597 461		TRANSMITTER ASSEMBLY - Automatic locator (ELT 10) (includes alkaline battery pack)	1	
-2	758 452		* BATTERY PACK - Transmitter assembly (57674-0101)	1	
-3	597 257		* ANTENNAASSEMBLY - ELT (01652-0001)	1	
-4	763 019		* ANTENNA- Blade, portable (57667-0001)	1	
-5	758 453		* BASE-Transmitter assembly (57666-0001)	1	
-6	762 357		* STRAP - Transmitter assembly (57682-0101)	1	
-7	99887-06		BRACKETASSEMBLY - Emergency locator transmitter	1	
-8	79463-00		COVER - ELT switch	1	
-9	79599 00		SWITCH AND HARNESS ASSEMBLY - ELT	1	
-10	588 011		SWITCH - (8E1011)	1	
-11	3566-132		PLACARD - Warning	1	
-12	3566-105		PLACARD - ELT location	1	

When ordering, always specify Part Number, Description, and Serial Number of Aircraft

Reissued: August 1, 1999

**PIPER AIRCRAFT
PA-28-161 CADET
AIRPLANE PARTS CATALOG**

THIS PAGE INTENTIONALLY LEFT BLANK

PIPER AIRCRAFT
PA-28-161 CADET
AIRPLANE PARTS CATALOG

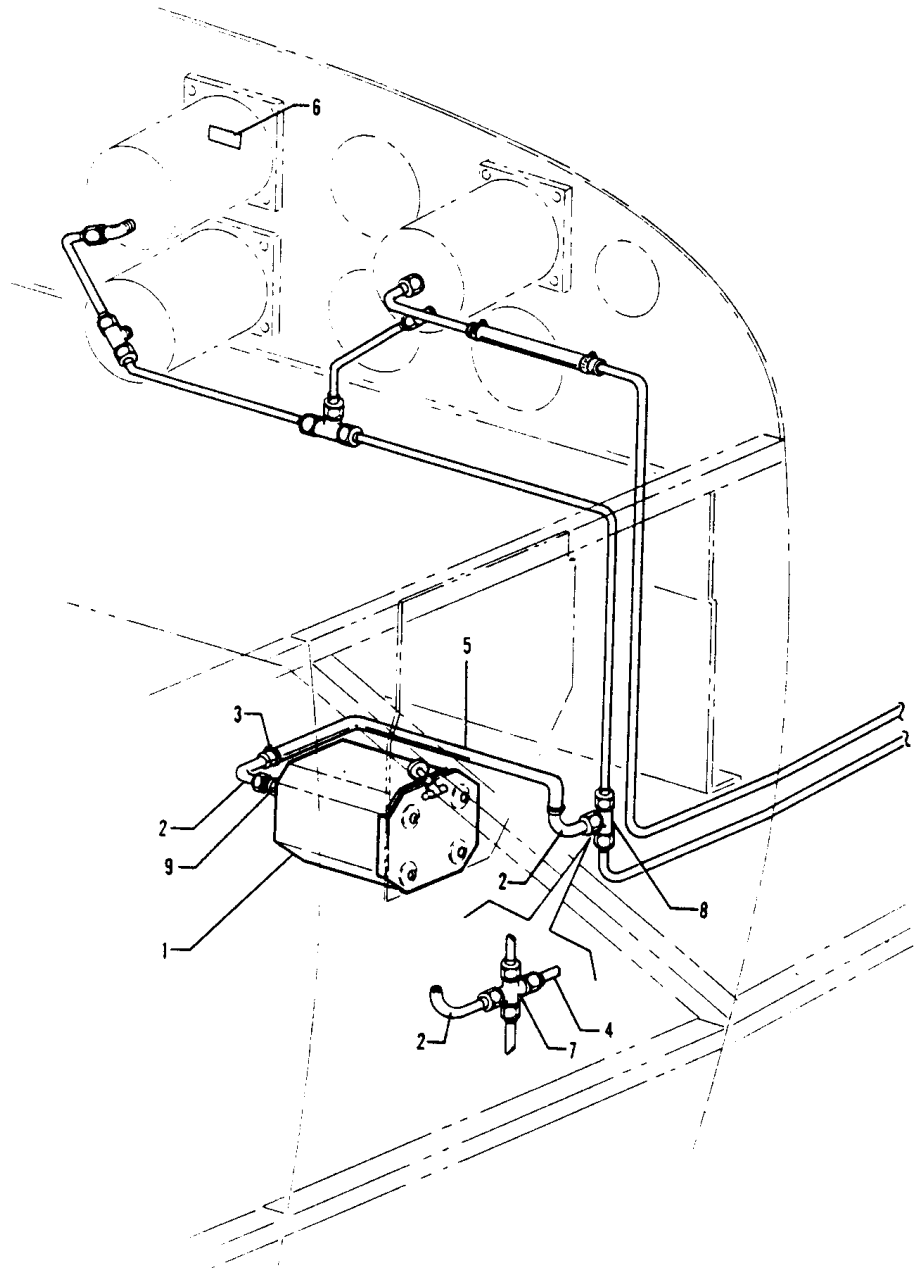


Figure 62. Encoder Installation

Reissued: August 1, 1999

**PIPER AIRCRAFT
PA-28-161 CADET
AIRPLANE PARTS CATALOG**

CODE EXPLANATIONS FOR FIGURE 62

**PIPER AIRCRAFT
PA-28-161 CADET
AIRPLANE PARTS CATALOG**

Figure and Index Number	Part Number	Code	Nomenclature	No. Req.	Serial Numbers Affected
62-	79658		DRAWING - Encoder Installation		
-1	599 012		ALTITUDE REPORTER - Narco (PS50040-03-5)	1	
-2	63211-00		TUBE ASSEMBLY- Encoder	2	
-3	554 861		CLAMP - (SAE TY F-4)	2	
-4	67700-150	A	HOSE -Alternate static	1	
-5	63913-37		HOSE - Static	1	
-6	35669-154		PLACARD - Altitude reporter installed	1	
-7	455 417	A	CROSS - (AN827-3D)	1	
-8	488 315	B	TEE - (AN824-3D)	1	
-9	476 647		UNION - (AN816-3D)	1	

When ordering, always specify Part Number, Description, and Serial Number of Aircraft

Reissued: August 1, 1999

**PIPER AIRCRAFT
PA-28-161 CADET
AIRPLANE PARTS CATALOG**

THIS PAGE INTENTIONALLY LEFT BLANK

PIPER AIRCRAFT
PA-28-161 CADET
AIRPLANE PARTS CATALOG

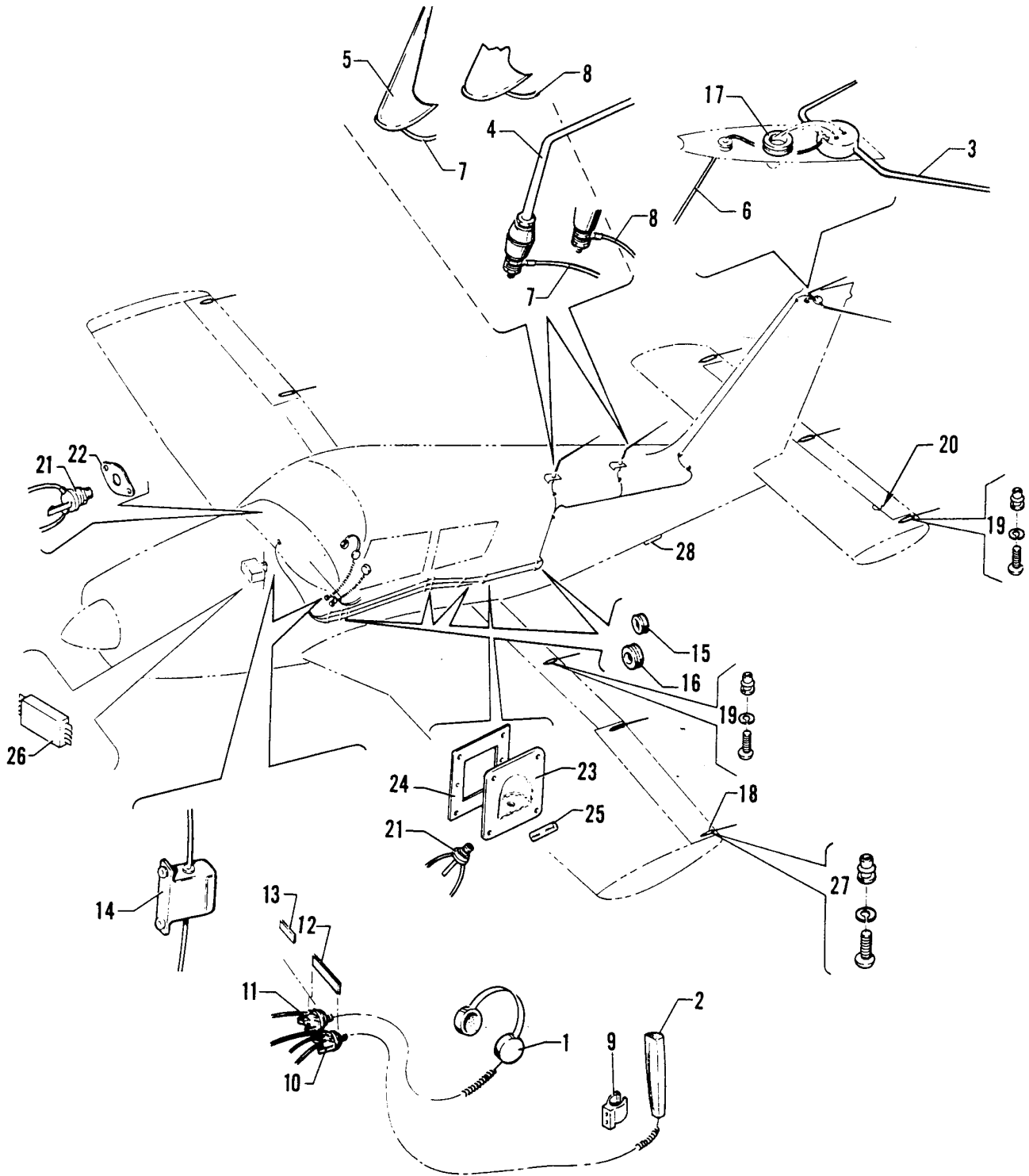


Figure 63. Radio, Antenna System, and Static Wicks Installation

Reissued: August 1, 1999

**PIPER AIRCRAFT
PA-28-161 CADET
AIRPLANE PARTS CATALOG**

CODE EXPLANATIONS FOR FIGURE 63

PIPER AIRCRAFT PA-28-161 CADET AIRPLANE PARTS CATALOG

Figure and Index Number	Part Number	Code	Nomenclature	No. Req.	Serial Numbers Affected
63-	67440		DRAWING - Radio Systems Installation		
	79153		DRAWING - All Weather Antenna Installation		
	99461		DRAWING - Radio Antenna Systems Installation		
	69667		DRAWING - Static Wick Installation		
	37869		DRAWING - Optional Phone Jack Installation		
	39737		DRAWING - Marker Beacon Antenna Installation		
-1	464 362		HEADPHONE	1	
	464 407		HEADPHONE - (With boom mike)	1	
-2	474 642		MICROPHONE - (Telex 62800-001)	1	
-3	451 273		ANTENNAASSEMBLY- Omni receiver (VRP-37)	1	
-4	451 272		ANTENNAASSEMBLY Transmitting (VTP-17)	2	
-5	596 332		ANTENNA- Broadband, VHF Comm (PS50040-18-1) (Communications Components)	2	
	596 664		ANTENNA- Broadband, VHF Comm (PS50040-18-2) (Dorne & Margolin)	2	
-6	65192-09		CABLE ASSEMBLY - Receiving	1	
-7	96610-00		CABLE ASSEMBLY - Transmitting	1	
-8	99610-02		CABLE ASSEMBLY - Transmitting	1	
-9	565 523		HOLDER - Microphone (64022-000)	1	
-10	468 002		JACK- Mike (512B)	2	
-11	468 006		JACK - Phone (11)	1	
-12	67471-00		PLACARD - Mike and phone	1	
-13	66837-00		PLACARD - Mike jack (with console mike jack)	1	
-14	555 501		COUPLER - Dual Nav-Com (AVB-10)	1	
	555 422		COUPLER - Dual Nav Com with glide slope (AV-571)	1	
	556 753		COUPLER - Dual Nav-Com with glide slope (CI1125)	1	
	555 421		COUPLER - Single Nav-Com with glide slope (AV-570)	1	
-15	453 838		BUSHING - Snap (PS10064-500-6)	8	
-16	453 836		BUSHING - Snap (PS10064-437-5)	8	
-17	434 144		GROMMET - (MS35489-23)	1	
-18	494 678		WICK - Static (SW 10-96)	9	
-19	415 520		SCREW - (MS35206-230)	10	
	407 122		WASHER - (AN935-6L)	10	
	506 902		RIVNUT - (S6K75)	10	
-20	469 600		JUMPER ASSEMBLY - Lightning protection (MS25083-3AA6)	7	
-21	37867-02		JACK- Phone (11)	3	
-22	37868-03		PLATE- Phone jack, right side	1	
-23	37866-02		CUP - Phone jack	2	
-24	65269-02		DOUBLER - Phone jack	2	
-25	67471-00		PLACARD- Phone jack	2	
-26	584 006		RELAY - Boom mike (652C-121-ID)	1	
-27	415 521		SCREW - (MS35206-231)	8	
	407 122		WASHER - (AN935-6L)	8	
	506 902		RIVNUT - (S6K75)	8	
-28	597 893		ANTENNA- Marker beacon (PS50040-15-10)	1	

When ordering, always specify Part Number, Description, and Serial Number of Aircraft

Reissued: August 1, 1999

**PIPER AIRCRAFT
PA-28-161 CADET
AIRPLANE PARTS CATALOG**

THIS PAGE INTENTIONALLY LEFT BLANK

PIPER AIRCRAFT
PA-28-161 CADET
AIRPLANE PARTS CATALOG

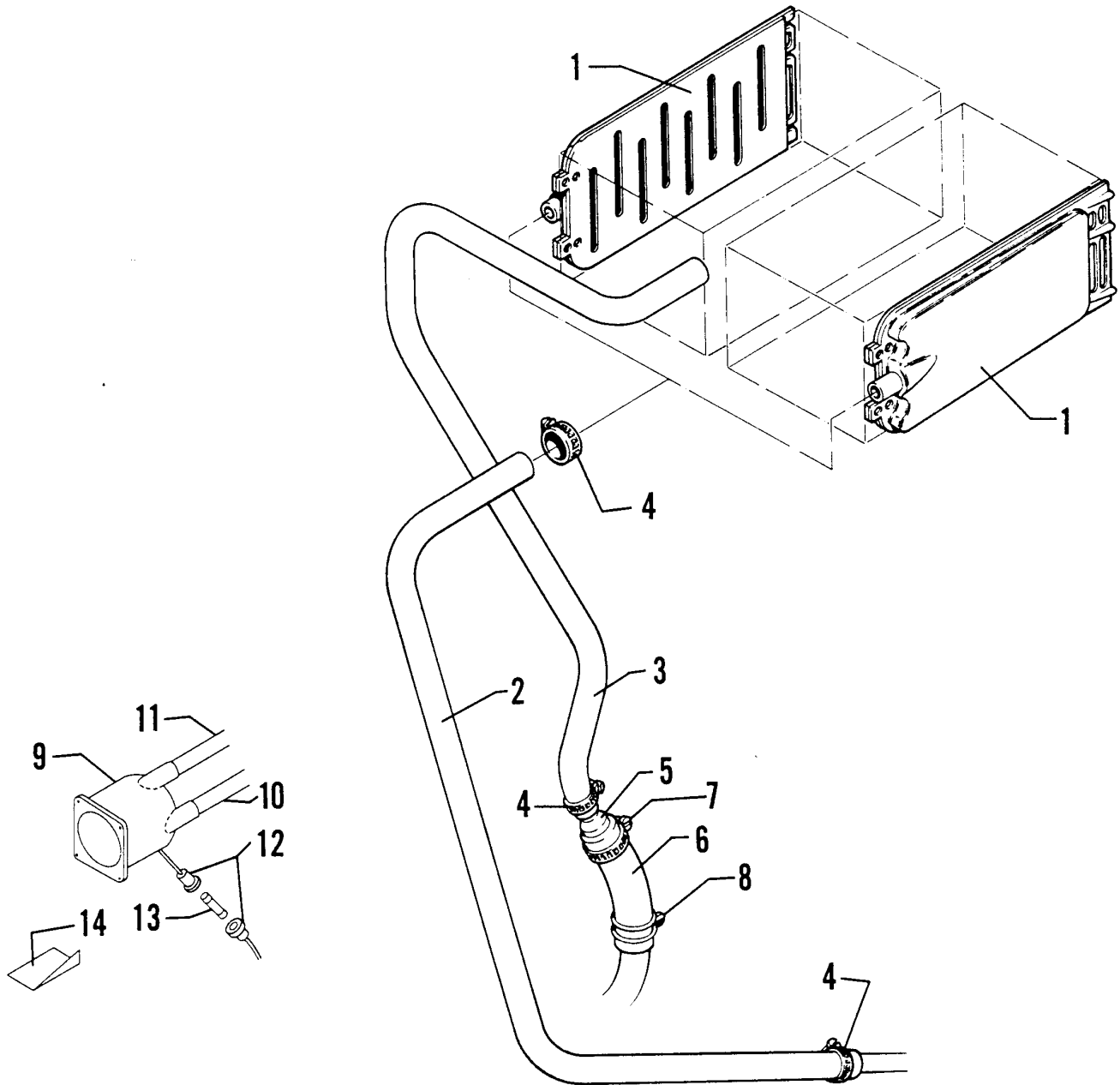


Figure 64. Avionics Cooling Installation

Reissued: August 1, 1999

**PIPER AIRCRAFT
PA-28-161 CADET
AIRPLANE PARTS CATALOG**

CODE EXPLANATIONS FOR FIGURE 64

**PIPER AIRCRAFT
PA-28-161 CADET
AIRPLANE PARTS CATALOG**

Figure and Index Number	Part Number	Code	Nomenclature	No. Req.	Serial Numbers Affected
64-	79406 39857		DRAWING - Avionics Cooling Installation DRAWING - King Avionics Cooling Blower Installation		
-1	79405-00		BOX ASSEMBLY - Avionics cooling	1	
-2	63633-136		HOSE - Avionics cooling (60" long)	1	
-3	63633-186		HOSE - Avionics cooling (73" long)	1	
-4	554 888		CLAMP - (SAE TY F-6)	4	
-5	79487-00		REDUCER - Radio cooling hose	1	
-6	63633-169		HOSE - Avionics cooling (4" long)	1	
-7	454 921		CLAMP - (SAE TY F-10)	1	
-8	554 892		CLAMP- (SAE TYA-15/16)	1	
-9	553 003		BLOWER - Avionics cooling, (19A6009)	1	
-10	63633-170		HOSE- Blower	1	
-11	598 323		HOSE - Blower (150-0038-00)	AR	
-12	86652-08		FUSE ASSEMBLY - Blower	1	
-13	461 629		* FUSE - (311005)	1	
-14	39857-07		PLATE - Blower mount	1	

When ordering, always specify Part Number, Description, and Serial Number of Aircraft

Reissued: August 1, 1999

**PIPER AIRCRAFT
PA-28-161 CADET
AIRPLANE PARTS CATALOG**

CODE EXPLANATIONS FOR RADIO INSTALLATION DRAWINGS

**PIPER AIRCRAFT
PA-28-161 CADET
AIRPLANE PARTS CATALOG**

Figure and Index Number	Part Number	Code	Nomenclature	No. Req.	Serial Numbers Affected
----------------------------------	----------------	------	--------------	-------------	----------------------------

RADIO INSTALLATION DRAWINGS

79051			DRAWING - King KR86 Single ADF		
36968			DRAWING - King KN64 DME		
79814			DRAWING - King KT76A/78A Transponder Installation		
39770			DRAWING - King KMA-24 Audio and Marker Beacon		
39833			DRAWING - King KX155, KI208/209 Single/Dual Nav-Com Installation		

When ordering, always specify Part Number, Description, and Serial Number of Aircraft

Reissued: August 1, 1999

**PIPER AIRCRAFT
PA-28-161 CADET
AIRPLANE PARTS CATALOG**

THIS PAGE INTENTIONALLY LEFT BLANK

PIPER AIRCRAFT PA-28-161 CADET AIRPLANE PARTS CATALOG

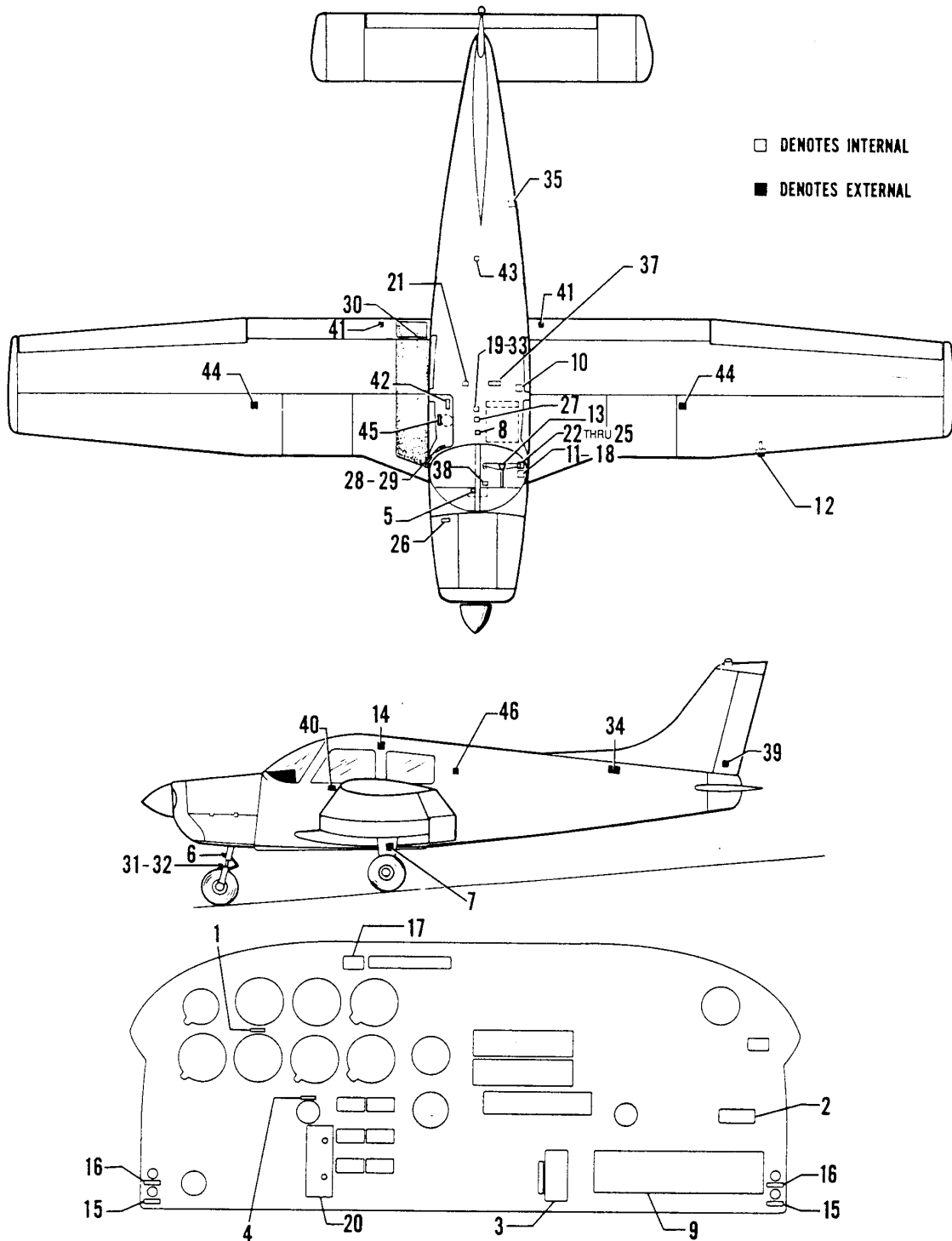


Figure 65. Placards and Exterior Stencils

**PIPER AIRCRAFT
PA-28-161 CADET
AIRPLANE PARTS CATALOG**

CODE EXPLANATIONS FOR FIGURE 65

PIPER AIRCRAFT PA-28-161 CADET AIRPLANE PARTS CATALOG

Figure and Index Number	Part Number	Code	Nomenclature	No. Req.	Serial Numbers Affected
65-	36991 89230		DRAWING - Placard Details Installation DRAWING - Exterior Finish		
-1	35669-143		PLACARD - Airspeed	1	
-2	35669-28		PLACARD - Heater and defrost (lift to actuate)	1	
-3	69544-00		PLACARD - Carburetor heat	1	
-4	19099-00		PLATE - Aircraft registration number	1	
-5	65219-00		PLACARD - Rudder trim	1	
-6	69669-27		PLACARD - Nose gear oleo service instruction	1	
-7	63933-00		PLACARD - Main gear oleo service instruction	2	
-8	69669-20		PLACARD - Dome light	1	
-9	69669-16		PLACARD - Circuit breaker panel	1	
-10	69669-115		PLACARD - Pitot drain	1	
-11	35669-134		PLACARD - Operation limitations, knots	1	
-12	450 741		DECAL- Lift detector (C52207-3)	1	
-13	79275-00		MEDALLION - Control wheel	1	
-14	48629-00		MEDALLION - Piper logo	1	
-15	69669-193		PLACARD - Phone	2	
-16	69669-192		PLACARD - Mike	2	
-17	69669-39		PLACARD - Press to test	1	
-18	35669-132		PLACARD - Warning	1	
-19	69669-77		PLACARD - Cabin air	1	
-20	69669-189		PLACARD - Switch and panel lights	1	
-21	69669-187		PLACARD - No baggage	1	
-22	99184-02		PLACARD - Fuel valve (off)	1	
-23	99184-07		PLACARD - Fuel valve (left tank)	1	
-24	99184-05		PLACARD - Fuel valve (fuel)	1	
-25	99184-08		PLACARD - Fuel valve (right tank)	1	
-26	87338-02		LETTERING DETAIL- Oil specification	1	
-27	67786-00		PLACARD - Stabilator trim	1	
-28	69669-118		PLACARD - Latch	1	
-29	69669-117		PLACARD - Open	1	
-30	35664-02		PLACARD - Flap warning	1	
-31	35669-10		PLACARD - Turn limit	1	
-32	35669-05		PLACARD - Turn limit center mark	1	
-33	35669-27		PLACARD - Flap lever	1	
-34	35669-105		PLACARD - ELT location	1	
-35	35669-107		PLACARD - Strobe light outlets	1	
-36	87369-27		PLACARD - Compass deviation	1	
-37	35669-194		PLACARD - Seat reinstallation instructions	1	
-38	65846-00		PLACARD - Engine controls	1	
-39	87341-02		PLACARD - Do not push	2	
-40	87341-03		PLACARD - Level point	2	
-41	87341-04		PLACARD - No step	2	
-42	87334-02		PLACARD - Door release	1	
-43	69669-188		PLACARD - Baggage limit	1	
-44	456 682		DECAL - Avgas only (000002)	2	
-45	68555-05		PLACARD - Door lock	1	
-46	69669-195		PLACARD - Logo	2	

When ordering, always specify Part Number, Description, and Serial Number of Aircraft

Reissued: August 1, 1999

**PIPER AIRCRAFT
PA-28-161 CADET
AIRPLANE PARTS CATALOG**

CODE EXPLANATIONS FOR OPTIONAL EQUIPMENT KITS AND REPAIR KITS

PIPER AIRCRAFT PA-28-161 CADET AIRPLANE PARTS CATALOG

Figure and Index Number	Part Number	Code	Nomenclature	No. Req.	Serial Numbers Affected
OPTIONALEQUIPMENT					
37872-02			Fire Extinguisher Installation		
39870-02			Radio Master Switch Installation		
79601-12			Sound Reduction Installation		
35327-00			Engine Primer Installation		
37921-29			Headset with Pilot's Boom Mike and Phone Jacks, Copilot's Mike and Phone Jacks		
63070-48			Tinted Window Installation		
89283-02			Tow Bar Installation		
67496-03			Electric Trim Installation		
76304-15			Overhead Vent Installation - Ram Air		
76304-16			Overhead Vent Installation - Blower		
79037-02			Anti-static Kit		
79164-03			Inertia Shoulder Harness - Rear Seat		
87346-02			Hour Meter Installation		
89026-02			Vertically Adjustable Front Seat - Pilot		
89026-03			Vertically Adjustable Front Seat - Copilot		
89186-02			Low Voltage Monitor Installation		
87347-02			Clock Installation		
87487-02			Recognition Light Installation		
89142-02			Starter Engage Warning Light Installation		

When ordering, always specify Part Number, Description, and Serial Number of Aircraft

Reissued: August 1, 1999

**PIPER AIRCRAFT
PA-28-161 CADET
AIRPLANE PARTS CATALOG**

THIS PAGE INTENTIONALLY LEFT BLANK

**PIPER AIRCRAFT
PA-28-161 CADET
AIRPLANE PARTS CATALOG**

NUMERICAL INDEX

Part Number	Figure and Index No.	Part Number	Figure and Index No.	Part Number	Figure and Index No.	Part Number	Figure and Index No.
12761-02	54-51	35118-47	3-25	35335-03	52-6	35515-06	37-9b
13071-00	19-39	35118-49	3-25	35341-02	39-1	35555-00	41-2
13074-02	20-26	35118-953	3-23	35342-06	39-2	35555-03	41-2a
14470-00	43-13	35118-954	3-23	35343-00	39-3	35555-03	41-4
15086-00	29-52	35122-20	19-11	35344-00	39-4	35555-04	41-2a
15206-02	20-13	35122-20	37-6	35345-04	39-5	35555-04	41-4
17555-00	56-18	35123-02	20-2	35346-00	39-6	35557-04	41-3
18219-02	42-27	35123-03	19-1	35362-00	4-15	35558-03	41-3
18321-00	43-28	35123-03	20-1	35375-00	54-42	35573-00	4-49
18321-00	54-46	35140-02	3-19	35378-00	4-28	35575-00	41-22
18457-00	2-5	35142-00	11-17	35378-01	4-28	35592-00	3-34
18622-00	40-1	35142-01	11-17	35379-00	37-7	35592-01	3-34
19099-00	65-4	35144-03	8-2	35399-08	39-7	35594-02	2-9
19336-00	31-14	35156-00	20-37	35402-00	47-21	35594-05	2-10
19336-00	32-33	35157-00	20-38	35402-04	47-57	35603-20	4-44
19336-01	31-14	35158-00	20-39	35412-00	39-8	35603-21	4-44
19336-01	32-33	35162-00	11-12	35415-07	41-18	35603-26	4-46
19365-02	31-16	35166-00	3-28	35415-13	41-12	35603-27	4-46
19365-02	32-35	35166-01	3-28	35415-14	41-16	35603-800	4-18
19807-00	54-24	35168-08	4-2	35415-15	41-17	35603-801	4-18
21230-00	43-56	35168-09	4-2	35420-04	4-13	35614-10	46-15
22104-13	54-47	35168-12	4-7	35421-04	4-14	35614-11	46-15
22105-02	43-32	35168-13	4-7	35421-05	4-14	35615-02	3-32
22105-03	52-25	35174-04	4-8	35422-04	4-13	35615-03	3-32
23969-02	35-21	35174-05	4-8	35432-00	19-20	35615-04	3-33
23969-02	54-41	35182-00	3-29	35433-00	19-25	35615-05	3-33
23969-02	56-3	35182-01	3-29	35448-00	40-5	35616-00	4-21
23969-02	57-11	35192-00	19-10	35449-00	40-4	35616-01	4-21
23969-02	59-15	35199-08	41-1	35453-00	40-12	35617-00	4-23
23969-03	35-22	35207-02	55-15	35454-00	43-45	35617-01	4-23
23969-05	56-4	35208-04	60-4	35457-00	43-19	35618-00	4-24
23969-05	56-20	35208-09	60-5	35461-00	29-20	35618-01	4-24
23969-05	57-12	35208-10	55-3	35461-05	29-21	35619-04	4-25
24048-00	42-5	35208-10	60-6	35462-00	37-10	35619-05	4-25
31197-00	43-27	35214-00	54-6	35463-00	37-12	35620-00	4-26
35118-04	3-21	35261-02	55-1	35464-00	37-13	35620-01	4-26
35118-05	3-32	35262-02	19-2	35467-00	37-12a	35621-00	4-27
35118-12	3-35	35270-00	19-18	35467-00	37-13a	35621-01	4-27
35118-13	3-36	35273-00	41-13	35468-00	37-11a	35630-11	2-1
35118-20	2-3	35281-00	19-19	35476-01	46-16	35630-12	2-1
35118-21	2-3	35282-00	19-21	35477-00	37-11	35630-906	2-2
35118-22	3-3	35283-00	19-23	35481-00	10-51	35630-906	3-1
35118-23	3-3	35284-02	19-24	35481-01	10-51	35630-907	2-2
35118-24	3-22	35300-00	38-1	35486-00	37-41	35630-907	3-1
35118-25	3-22	35301-00	38-2	35490-02	39-9	35630-908	3-18
35118-28	3-30	35302-02	38-5	35497-00	53-8	35630-909	3-18
35118-29	3-30	35303-02	38-7	35498-00	53-18	35630-972	2-4
35118-30	3-27	35307-11	52-5	35505-00	52-20	35630-972	4-1
35118-31	3-27	35328-03	43-2	35507-02	36-34	35630-973	2-4

**PIPER AIRCRAFT
PA-28-161 CADET
AIRPLANE PARTS CATALOG**

NUMERICAL INDEX

Part Number	Figure and Index No.	Part Number	Figure and Index No.	Part Number	Figure and Index No.	Part Number	Figure and Index No.
35630-973	4-1	35641-07	2-14a	36505-03	52-2	37994-02	36-8
35631-00	38-8	35641-08	2-14b	36511-02	52-2	37997-02	53-3
35631-04	38-9	35641-09	2-14b	36511-03	52-2	38118-00	3-7
35632-02	4-10	35642-00	3-4	36558-02	52-18	38118-03	3-8
35632-03	4-10	35642-01	3-4	36558-03	52-19	38118-05	2-47
35632-04	4-41	35644-04	22-1	36558-06	52-17	38994-02	8-13
35632-05	4-41	35644-05	22-1	36565-02	10-57	38999-02	8-44
35633-00	2-11	35663-02	29-23	36565-03	10-56	38999-03	8-44
35633-01	52-1	35664-02	65-30	36572-03	13-46	39576-02	55-16
35633-01	2-11	35664-02	2-46	36588-04	29-58	39769-02	8-24
35633-02	45-1	35669-04	19-37	36590-02	13-39	39857-07	64-14
35633-03	45-1	35669-05	19-38	36598-02	13-34	41001-10	46-11
35634-10	4-19	35669-05	65-32	36612-02	53-35	48629-00	65-14
35634-10	4-48	35669-10	65-31	36615-05	53-33	50111-00	47-15
35634-11	4-19	35669-16	50-40	36616-03	53-34	61879-02	37-16
35634-11	4-48	35669-17	50-41	36625-02	45-9	62002-02	15-20
35634-14	4-50	35669-27	47-56	36625-03	45-9	62002-03	15-21
35634-15	4-50	35669-27	65-33	36660-02	33-11	62002-04	15-22
35636-00	4-43	35669-28	65-2	36706-02	15-15	62019-03	50-6
35637-00	4-22	35669-30	41-58	36722-04	13-56	62021-00	3-2
35637-01	4-22	35669-105	61-12	36739-28	2-14c	62021-01	3-2
35638-00	45-5	35669-105	65-34	36739-29	2-14c	62033-00	45-7
35638-01	45-5	35669-107	58-18	36739-00	2-14	62049-00	3-26
35640-00	2-12	35669-107	65-35	36739-41	2-14	62049-01	3-26
35640-00	5-1	35669-110	60-7	36739-52	2-14	62060-04	45-8
35640-01	2-12	35669-132	61-11	36739-53	2-14	62060-05	45-8
35640-01	5-1	35669-132	65-18	36757-07	37-4	62061-02	3-12
35640-02	5-2	35669-134	29-47	36789-37	54-21	62061-04	4-20
35640-03	5-2	35669-134	65-11	36789-37	58-2	62066-00	3-3
35640-04	5-3	35669-143	65-1	36789-38	54-22	62071-00	4-4
35640-05	5-3	35669-154	62-6	36789-39	58-20	62071-01	4-4
35640-06	5-4	35669-188	50-44	36805-02	41-18a	62072-00	4-5
35640-07	5-4	35669-194	30-12	36806-02	2-14d	62072-01	4-5
35640-08	5-5	35669-194	65-37	36806-03	2-14d	62073-02	4-3
35640-09	5-5	35688-02	30-7a	37729-02	50-39	62073-03	4-3
35640-10	5-6	35699-02	41-20	37848-02	32-15	62079-00	4-6
35640-11	5-6	35699-03	41-21	37866-02	63-23	62086-00	3-11
35640-12	5-7	35699-30	41-19	37867-02	63-21	62086-01	3-11
35640-13	5-7	35715-03	43-3	37868-03	63-22	62086-02	3-11b
35640-14	5-8	35725-02	2-6	37870-02	30-11	62086-03	3-11b
35640-15	5-8	35731-00	4-47	37870-03	30-11	62086-05	3-11a
35640-16	5-9	35731-01	4-47	37893-02	25-12	62086-06	3-11a
35640-17	5-9	35789-02	43-8	37893-06	25-13	62087-00	3-15
35640-18	5-10	35840-02	57-4	37893-07	25-14	62091-02	3-6
35640-19	5-10	35845-02	56-12	37897-02	4-16	62095-00	2-7
35640-20	5-11	35846-02	8-42	37902-05	3242b	62105-00	4-12
35640-21	5-12	35846-03	8-43	37902-06	32-41	62105-02	4-11
35640-22	5-13	35847-02	8-41	37902-08	32-42	62109-00	2-48
35641-06	2-14a	36505-02	52-2	37922-02	38-3	62121-00	2-54

**PIPER AIRCRAFT
PA-28-161 CADET
AIRPLANE PARTS CATALOG**

NUMERICAL INDEX

Part Number	Figure and Index No.	Part Number	Figure and Index No.	Part Number	Figure and Index No.	Part Number	Figure and Index No.
62129-03	4-33	62441-01	10-14	62554-00	10-5	62701-122	46-2
62129-04	4-33	62443-00	12-14	62554-00	10-11	62701-123	46-3
62129-07	4-34	62444-05	12-16	62557-04	31-45	62701-124	46-4
62129-08	4-34	62445-00	12-21	62558-00	10-10	62703-33	50-7
62179-00	41-8	62448-02	11-15	62558-01	10-1	62705-00	47-1
62189-00	41-9	62448-03	11-15	62563-01	11-16	62706-06	47-5
62219-00	43-35	62451-00	12-22	62563-02	11-16	62709-00	48-10
62226-00	57-1	62452-00	12-23	62571-00	9-54	62710-02	46-40
62227-00	57-2	62452-01	12-23	62581-00	10-42	62710-03	46-41
62232-00	38-4	62453-00	12-19	62581-01	10-42	62710-03	48-42
62305-00	44-4	62455-00	12-24	62582-00	10-17	62711-02	46-12
62320-03	6-13	62457-00	12-25	62601-03	10-29	62711-02	47-31
62324-00	6-5	62457-01	12-25	62603-00	10-32	62711-03	46-13
62324-01	6-5	62471-00	12-26	62603-01	10-32	62711-03	48-38
62327-00	6-7	62473-02	8-17	62618-00	11-10	62711-04	12-7
62328-00	6-8	62477-00	9-29	62618-01	11-10	62711-04	48-40
62328-00	6-9	62477-01	9-29	62619-00	11-9	62712-02	47-33
62328-01	6-8	62485-00	8-18	62620-00	10-34	62712-03	46-30
62328-01	6-9	62485-01	8-18	62632-00	9-62	62712-04	50-11
62330-00	6-11	62499-02	8-20	62633-00	9-63	62713-02	47-32
62330-01	6-11	62505-00	9-32	62634-00	9-53	62713-03	46-31
62331-00	6-12	62507-00	7-28	62635-00	9-52	62714-02	46-32
62331-01	6-12	62509-03	9-31	62636-00	9-51	62714-02	48-27
62332-00	6-10	62525-00	10-15	62637-00	9-50	62714-03	46-33
62332-02	6-10	62525-01	10-15	62639-00	9-45	62714-04	48-28
62336-00	6-16	62528-00	10-7	62639-01	9-45	62715-02	46-34
62336-01	6-16	62528-01	10-7	62644-00	9-49	62715-02	48-29
62371-08	4-42	62529-00	11-9	62645-04	12-31	62716-07	50-17
62410-00	9-26	62531-00	11-6	62653-06	8-21	62725-00	47-2
62410-01	9-26	62531-00	11-7	62654-00	31-34	62727-00	47-35
62411-02	11-14	62534-00	11-4	62656-00	9-39	62727-01	47-35
62412-02	9-25	62536-04	10-37	62664-00	10-58	62733-00	47-12
62413-00	12-12	62536-05	10-37	62665-02	12-8	62736-00	47-14
62413-01	12-12	62537-00	11-3	62674-01	8-22	62740-00	47-7
62414-00	12-13	62539-00	10-21	62674-03	8-22	62743-02	46-25
62414-01	12-13	62540-00	10-22	62677-00	9-47	62743-02	47-13
62419-11	9-56	62541-00	7-15	62695-04	11-13	62743-03	46-26
62421-00	10-39	62541-01	7-15	62697-02	9-41	62743-04	46-27
62421-01	10-39	62542-00	10-47	62701-08	46-6	62743-05	46-28
62423-00	9-33	62542-01	10-47	62701-12	46-9	62743-06	46-29
62426-06	9-6	62543-00	10-4	62701-13	46-10	62743-08	48-37
62427-00	9-7	62544-00	10-9	62701--07	48-1	62746-00	46-21
62427-02	9-7	62544-01	10-9	62701-99	46-1	62753-00	12-17
62428-00	10-23	62546-00	10-25	62701-100	46-5	62762-00	46-22
62428-01	10-23	62549-00	7-16	62701-101	48-28	62763-00	10-45
62429-00	9-8	62550-00	10-38	62701-104	47-2	62764-00	47-22
62430-00	9-27	62550-01	10-38	62701-111	59-7	62764-02	47-24
62438-00	8-3	62551-00	10-16	62701-113	46-7	62768-00	46-23
62441-00	10-14	62551-01	10-1	62701-114	46-8	62769-00	46-24

**PIPER AIRCRAFT
PA-28-161 CADET
AIRPLANE PARTS CATALOG**

NUMERICAL INDEX

Part Number	Figure and Index No.	Part Number	Figure and Index No.	Part Number	Figure and Index No.	Part Number	Figure and Index No.
62778-00	50-14	63038-02	9-12	63342-00	25-8	63545-00	18-3
62782-00	50-24	63039-00	13-47	63354-00	8-37	63546-00	18-6
62784-00	50-25	63039-04	42-8	63355-09	26-19	63550-00	18-10
62789-02	47-3	63042-03	13-40	63356-00	26-27	63560-02	1S-8
62817-00	12-18	63045-00	13-38	63357-00	26-28	63560-02	16-23
62820-00	47-29	63070-05	14-17	63383-00	20-8	63560-03	16-24
62821-00	47-30	63070-11	14-17	63391-02	47-11	63561-05	16-12
62829-03	49-2	63070-01	14-2	63391-03	47-10	63562-00	16-13
62831-00	49-5	63070-02	14-1	63392-00	16-2	63563-00	16-20
62832-00	49-6	63070-03	14-16	63392-01	16-2	63564-00	16-21
62833-06	13-37	63070-04	14-16	63393-00	16-3	63565-02	16-22
62833-07	25-20	63070-05	14-2	63393-01	16-3	63566-02	16-17
62833-10	19-28	63070-06	14-1	63395 00	18-9	63566-02	16-18
62833-17	51-11	63071-12	14-24	63396-02	18-2	63566-03	16-17
62833-18	48-23	63071-18	14-25	63398-00	17-3	63566-03	16-18
62833-21	13-48	63078-06	12-35	63398-01	17-3	63567-00	16-19
62833-27	22-2	63130-02	30-9	63404-00	50-15	63569-00	16-14
62833-37	48-57	63142-39	29-38	63419-00	51-3	63570-00	16-15
62833-39	13-58	63142-07	29-39	63420 08	51-2	63571-00	16-16
62833-46	42-14	63142-51	29-40	63423-04	8-6	63572-00	16-9
62833-78	31-24	63142-55	29-39a	63436-00	8-4	63573-00	16-4
62833-78	32-4	63142-56	29-37	63436-01	8-4	63573-01	16-4
62833-85	50-32	63144-00	29-8	63451-00	51-14	63575-00	16-5
62833-86	50-32	63149-20	14-15	63455-00	51-13	63575-02	16-5
62833-104	52-39	63149-21	14-15	63456-00	51-9	63584-14	15-14
62833-105	13-26	63186-02	15-18	63458-05	51-4	63585-00	15-4
62833-107	13-33	63186-04	25-2	63459-19	51-1	63585-01	15-4
62833-107	13-45	63186-21	15-19	63464-00	27-8	63586-00	15-5
62833-127	49-4	63186-33	25-5	63466-00	26-21	63586-01	15-5
62834-02	50-18	63207-00	36-14	63468-00	27-9	63587-00	15-6
62838-00	49-10	63211-00	62-2	63469-00	27-10	63587-01	15-6
62839-00	50-13	63243-02	38-11	63469-01	27-11	63588-00	14-7
62840-02	50-29	63264-00	15-39	63470-00	27-12	63595-00	2-55
62840-03	50-30	63287-00	10-61	63478-00	27-15	63605-00	39-10
62845-02	50-12	63288-00	10-59	63479-00	43-5	63633-55	52-8
62856-00	47-34	63307-00	22-7	63484-00	22-41	63633-89	52-10
62856-01	47-34	63308-00	22-27	63485-00	27-6	63633-107	52-11
62858-02	50-28	63310-00	22-19	63485-01	27-6	63633-127	53-12
62858-03	47-26	63311-00	22-17	63501-03	17-4	63633-136	64-2
62858-04	47-27	63311-03	22-17a	63502-00	17-5	63633-169	64-6
62859-00	11-18	63312-00	22-21	63504-00	17-9	63633-170	6410
62867-02	27-7	63312-02	22-22	63506-00	17-8	63633-184	53-32
62875-00	10-35	63314-00	22-8	63509-00	17-11	63633-186	64-3
62924-02	45-14	63315 00	22-18	63510-00	17-13	63633-194	52-9
62969-00	52-26	63325-00	26-20	63513-00	17-2	63633-195	52-7
62980-04	37-22	63332-03	22-38	63515-00	17-12	63656-02	19-22
63020-02	13-59	63332-05	22-39	63530-00	48-25	63744-09	14-9
63036-04	13-41	63338-00	25-1	63543-00	18-5	63779-00	47-17
63037-00	9-23	63341-00	25-6	63544-00	18-4	63781-00	47-9

**PIPER AIRCRAFT
PA-28-161 CADET
AIRPLANE PARTS CATALOG**

NUMERICAL INDEX

Part Number	Figure and Index No.	Part Number	Figure and Index No.	Part Number	Figure and Index No.	Part Number	Figure and Index No.
63782-03	47-08	63901-09	27-2	65066-08	31-33	65591-00	2-13
63782-04	47-8	63901-17	22-37	65114-00	12-30	65591-00	6-1
63782-04	47-8	63901-21	27-3	65116-00	9-35	65592-00	6-2
63806-00	43-20	63901-22	27-4	65117-00	9-35	65592-01	6-2
63807-00	43-21	63901-27	37-17	65134-05	8-32	65594-01	6-15
63824-06	43-22	63901-34	40-3	65134-06	8-32	65632-03	48-5
63825-06	43-23	63901-09	40-2	65146-00	13-19	65633-00	48-4
63837-00	43-24	63901-57	43-16	65192-09	63-6	65635-00	48-7
63838-00	43-25	63901-74	43-17	65219-00	29-46	65636-00	10-43
63882-09	48-38	63901-77	43-14	65219-00	65-5	65639-00	48-9
63882-31	52-27	63904-29	34-16	65244-00	48-21	65640-00	12-6
63882-68	46-35	63904-105	56-14	65245-00	48-26	65654-06	47-6
63897-03	5427	63904-106	56-15	65246-00	48-12	65667-00	29-17
63897-06	53-37	63904-107	56-16	65248-00	48-17	65672-05	29-27
63900-14	39-13	63904-112	53 38	65249-02	48-13	65674-15	29-6
63900-19	2-22	63913-07	34-11	65250-02	48-6	65688-00	25-3
63900-20	2-23	63913-10	26-25	65251-00	48-22	65688-01	25-3
63900-25	36-20	63913-28	37-18	65252-00	4-14	65688-02	25-4
63900-28	29-49	63913-37	62-5	65253-00	48-15	65688-03	25-4
63900-31	46-36	63913-04	34-13	65254-00	48-47	65690-00	4-17
63900-37	46-37	63913-07	34-14	65269-02	63-24	65690-01	4-17
63900-38	47-36	63913-09	34-15	65276-02	20-4	65727-00	13-54
63900-39	47-37	63913-81	34-12	65280-00	20-12	65735-18	29-28
63900-01	19-6	63913-106	36-13	65318-00	52-15	65735-19	29-32
63900-01	19-42	63913-122	35-4	65319-04	22-6	65742-00	14-7
63900-06	9-67	63913-123	35-3	65341-00	18-8	65773-00	2-20
63900-07	9-66	63913-193	45-10	65342-02	15-3	65782-00	14-8
63900-08	9-65	63913-914	45-11	65342-02	18-1	65784-00	59-18
63900-50	13-42	63914-07	26-29	65345-03	15-13	65797-07	36-1
63900-55	48-30	63915-05	54-45	65372-00	54-5	65798-03	14-4
63900-56	48-31	63915-06	26-33	65383-00	11-11	65798-04	14-4
63900-59	12-10	63915-14	43-30	65384-00	7-38	65821-05	59-1
63900-59	48-32	63915-17	19-26	65429-02	43-55	65826-05	14-3
63900-60	12-9	63915-18	43-31	65430-03	22-13	65826-06	14-3
63900-60	48-33	63927-00	8-33	65431-00	7-39	65836-00	49-3
63900-61	48-34	63933-00	25-7	65432-00	20-6a	65837-02	49-1
63900-64	8-34	63933-00	65-7	65494-00	12-36	65846-00	29-4
63900-66	59-5	63942-00	2-49	65556-00	7-17	65846-00	65-38
63900-67	59-12	63942-01	2-49	65570-00	9-34	65850-00	42-1
63900-108	25-18	63977-00	56-13	65570-01	9-34	65863-00	49-3
63900-119	42-37	65003-03	10-49	65572-00	9-28	65865-00	29-33
63900-124	48-36	65003-03	51-12	65572-01	9-28	65866-00	29-23
63900-131	26-32	65003-06	48-35	65586-04	6-14	65867-00	29-34
63900-138	19-7	65003-57	46-39	65586-05	6-14	65869-00	29-48
63900-145	31-41	65007-04	20-11	65587-00	6-15	65870-00	29-35
63900-145	34-10	65034-00	17-10	65588-00	6-3	65871-00	29-36
63900-149	31-43	65034-01	17-10	65589-00	6-4	65889-00	41-15
63901-07	43-15	65050-00	10-48	65590-01	2-13	65895-00	14-6
63901-09	26-24	65050-00	51-10	65590-01	6-1	65896-00	14-5

**PIPER AIRCRAFT
PA-28-161 CADET
AIRPLANE PARTS CATALOG**

NUMERICAL INDEX

Part Number	Figure and Index No.	Part Number	Figure and Index No.	Part Number	Figure and Index No.	Part Number	Figure and Index No.
65896-02	14-5	66822-10	15-10	67471-00	63-12	68429-01	16-6
65898-00	4-35	66835-00	42-23	67471-00	63-25	68430-00	16-7
65898-01	4-35	66837-00	63-13	67491-00	50-3	68430-01	16-7
65898-04	4-37	66843-02	20-14	67491-03	50-48	68431-00	16-8
65898-07	4-39	66894-03	38-6	67556-04	14-18	68431-01	16-8
65899-00	6-6	66955-00	12-20	67661-00	44-2	68467-00	26-23
66546-00	50-33	66969-02	9-14	67700-25	44-5	68472-00	48-8
66547-00	41-5	66969-03	9-14	67700-56	44-6	68488-02	48-24
66580-02	54-43	66972-00	17-7	67700-57	44-7	68491-00	48-18
66580-02	56-5	66975-04	15-2	67700-58	26-22	68539-00	7-18
66597-00	4-29	66975-04	17-1	67700-67	36-17	68540-00	7-19
66597-01	4-29	66979-00	42-3	67700-86	37-34	68540-01	7-19
66598-00	4-30	66980-00	52-3	67700-150	62-4	68555-05	13-53
66598-01	4-30	66980-00	52-23	67700-172	36-18	68555-05	65-45
66599-00	4-31	67135-03	26-30	67700-185	36-27	68556-00	29-30
66599-01	4-31	67137-00	8-36	67700-300	36-33	68556-01	29-30
66609-00	7-20	67138-00	8-38	67700-301	36-32	68557-00	50-26
66614-00	46-20	67139-00	8-39	67700-403	36-26	68584-00	7-23
66616-00	56-17	67168-00	25-16	67705-00	52-22	68584-00	29-31
66620-00	3-17	67193-03	50-27	67723-00	2-21	68674-00	59-6
66621-00	3-16	67206-02	42-25	67723-01	2-21	68676-00	59-4
66623-00	3-13	67214-00	42-4	67785-17	29-1	68699-11	42-13
66623-01	3-13	67215-03	42-7	67786-00	29-57	68770-04	57-14
66632-00	54-33	67216-00	42-7	67786-00	65-27	68770-08	35-14
66661-00	51-5	67218-00	42-9	67904-12	30-5	68770-14	52-28
66679-00	7-11	67218-02	42-10	67904-13	30-5	68770-18	37-26
66750-00	19-17	67221-00	42-12	67905-07	30-2	68770-18	43-34
66761-02	3-14	67223-00	42-2	67906-07	30-3	68771-03	54-44
66761-03	3-14	67225-00	42-26	67984-02	50-37	68771-04	57-15
66762-00	4-9	67232-25	29-3	68022-14	31-38	68771-06	37-27
66768-00	43-36	67249-00	12-15	68111-00	3-10	68771-06	43-33
66759-00	12-28	67258 00	8-30	68113-200	3-9	68771-10	35-13
66773-00	34-5	67259-02	8-29	68113-201	3-9	68778-00	37-24
66744-00	42-11	67262-02	9-30	68119-00	3-20	68804-04	54-28
66787-00	29-56	67262-03	9-30	68179-07	13-43	68817-50	7-29
66789-00	37-25	67266-02	8-5	68179-08	13-44	69015-04	43-18
66789-00	43-29	67267-00	9-55	68198-00	57-9	69042-00	36-30
66798-00	52-42	67267-01	9-55	68272-02	8-8	69042-02	36-30
66789-00	54-48	67286-00	10-24	68272-03	8-9	69077-00	50-16
66789-00	57-13	67291-00	9-46	68272-04	8-10	69219-00	14-32
66795-00	115	67291-01	9-46	68273-02	8-11	69229-00	52-16
66796-00	11-2	67325-03	29-9	68414-03	48-3	69273-00	52-21
66802-11	30-8	67330-11	29-2	68416-02	29-29	69274-00	52-41
66804-00	29-18	67404-02	54-2	68416-03	29-29	69275-00	52-31
66805-00	29-19	67404-03	54-3	68426-00	15-1	69279-00	52-24
66814-00	45-2a	67422-12	55-7	68426-00	16-1	69301-00	37-23
66817-00	45-2	67422-13	55-8	68427-00	16-10	69318-00	49-12
66820-00	2240	67422-14	55-9	68428-00	16-11	69403-03	29-24
66822-09	15-9	67463-00	50-5	68429-00	16-6	69486-00	25-17

**PIPER AIRCRAFT
PA-28-161 CADET
AIRPLANE PARTS CATALOG**

NUMERICAL INDEX

Part Number	Figure and Index No.	Part Number	Figure and Index No.	Part Number	Figure and Index No.	Part Number	Figure and Index No.
69544-00	65-3	76120-00	10-18	76275-00	14-11	79071-00	20-9
69624-02	15-17	76120-01	10-18	76275-02	14-11	79072-00	20-10
69669-16	65-9	76121-00	10-60	76275-03	14-11	79154-00	14-30
69669-20	54-37	76123-04	10-52	76275-04	14-11	79155-00	14-30
69669-20	65-8	76123-05	10-52	76276-00	14-11	79161-00	9-15
69669-27	19-5	76126-00	10-13	76276-02	14-11	79171-08	14-13
69669-27	65-6	76129-06	52-4	76276-03	14-11	79171-11	14-13
69669-39	65-17	76129-07	52-4	76276-04	14-11	79171-13	14-12
69669-77	53-22	76131-03	9-13	76279-00	9-61	79171-14	14-14
69669-77	65-19	76131-04	9-13	76297-00	7-27	79171-17	14-14
69669-115	36-35	76132-03	9-5	76297-01	7-27	79171-18	14-14
69669-115	65-10	76136-00	8-19	76307-07	53-6	79174-00	2-16
69669-117	13-62	76137-02	8-25	76309-00	53-21	79174-04	2-17
69669-117	65-29	76143-00	14-22	76342-00	32-11	79207-00	31-12
69669-118	13-63	76160-07	30-6	76343-00	32-12	79207-00	32-37
69669-118	65-28	76161-12	30-1	76347-00	32-9	79229-00	31-22
69669-173	57-8	76161-13	30-1	76349-00	32-10	79229-00	32-16
69669-175	58-19	76172-00	31-13	76351-02	32-13	79230-00	31-15
69669-187	65-21	76172-03	32-8	76351-03	32-14	79230-00	32-17
69669-188	65-43	76175-00	32-7	76365-00	9-20	79234-00	9-22
69669-189	65-20	76175-03	31-5	76462-00	29-10	79235-00	31-23
69669-192	65-16	76176-00	32-19	76467-00	9-36	79235-00	32-18
69669-193	65-15	76178-00	31-20	76467-02	9-38	79251-00	31-19
69669-195	65-46	76178-00	32-39	76467-03	9-37	79258-00	10-62
69736-02	2-18	76187-00	32-38	76467-04	9-40	79258-01	10-62
69738-00	9-18	76191-02	29-25	76468-00	9-16	79264-00	53-11
69740-02	9-21	76197-00	14-23	76468-02	9-17	79267-00	12-29
69785-01	45-6	76199-12	30-4	76468-03	9-17	79268-00	17-14
69885-00	53-26	76199-13	30-4	76469-03	7-1	79275-00	50-2
69885-02	53-27	76218-00	10-31	76469-907	7-21	79275-00	65-13
69885-03	53-28	76218-01	13-31	76469-907	10-48	79276-00	50-1
69891-02	9-24	76219-00	52-1	76469-907	11-1	79277-00	15-40
69891-03	9-24	76219-01	52-1	76469-907	10-6	79277-01	15-40
69891-10	9-24	76221-00	29-42	76469-908	10-6	79280-00	53-13
69891-11	9-24	76239-00	9-19	76469-964	7-22	79281-00	53-14
70371-02	52-30	76255-00	7-26	76474-00	7-5	79282-00	53-14
70371-02	53-31	76256-00	7-34	76475-900	7-4	79284-00	53-15
70371-03	52-29	76257-00	7-34	76476-00	7-8	79285-00	53-16
70371-03	53-31	76259-00	9-64	76476-01	7-9	79286-00	53-17
70371-05	42-35	76261-00	9-59	76489-02	8-16	79287-00	53-13
70371-06	42-28	76261-01	9-59	76490-02	10-19	79290-00	53-39
72091-00	45-4	76262-00	9-60	76490-03	10-19	79293-04	53-44
73451-07	37-28	76264-00	14-25	78033-00	22-4	79296-16	14-1
76112-04	10-2	76265-00	14-26	78057-00	14-34	79296-17	14-2
76114-00	10-3	76266-00	14-26	78112-05	7-31	79296-18	14-1
76115-00	10-8	76267-00	14-28	78738-02	22-2	79296-19	14-2
76115-01	10-8	76267-01	14-28	78738-03	22-2	79303-00	53-19
76119-00	10-30	76268-00	14-27	79035-00	53-20	79319-00	10-12
76119-01	10-30	76269-00	14-27	79038-00	37-35	79322-06	31-21

**PIPER AIRCRAFT
PA-28-161 CADET
AIRPLANE PARTS CATALOG**

NUMERICAL INDEX

Part Number	Figure and Index No.	Part Number	Figure and Index No.	Part Number	Figure and Index No.	Part Number	Figure and Index No.
79332-00	8-45	79561-02	9-2	79802-682	7-10	87369-27	65-36
79337-07	55-4	79561-03	7-26	79802-682	10-1	87369-38	59-10
79351-08	55-10	79561-04	9-23a	79802-684	7-24	87369-60	35-36
79399-00	34-2	79561-07	9-11	79819-02	31-4	87369-39	59-11
79404-00	29-55	79561-08	9-10	79819-03	31-4	87369-00	60-8
79405-00	64-1	79561-09	9-3	79863-03	8-14	87392-02	39-12
79424-00	8-45	79561-10	9-4	80022-104	41-23	87468-02	19-2
79427-02	7-40	79561-903	9-9	80032-69	43-57	87469-02	19-40
79430-00	27-14	79562-00	14-21	81342-56	56-23	87477-02	43-4
79442-00	31-17	79563-901	7-36	82695-24	35-17	87742-02	54-52
79442-00	32-25	79563-905	7-36	82732-76	47-38	87770-02	35-5
79445-00	29-21a	79569-901	7-32	82732-76	50-34	87777-05	35-33
79455-00	29-41	79572-00	14-10	83744-143	36-16	87777-31	35-34
79456-00	29-54	79573-02	7-25	83744-144	36-15	87777-35	35-35
79456-00	61-8	79576-901	7-35	83744-145	43-26	89023-02	31-1
79469-00	41-11a	79577-03	7-3	83744-146	37-21	89023-03	31-1
79475-07	13-10	79578-00	7-12	84013-81	35-20	89023-06	31-2
79475-08	13-11	79580-900	7-23	84013-82	35-7	89023-07	31-2
79475-16	13-9	79580-901	7-23	84013-83	35-9	89023-10	31-27
79475-20	13-8	79581-900	7-22a	84013-84	35-10	89023-10	32-43
79475-22	13-12	79582-02	7-14	84622-04	55-12	89023-11	31-27
79475-34	13-36	79585-02	7-13	84622-10	55-12c	89023-11	32-43
79475-58	13-8	79595-19	56-10	84622-12	55-12e	89023-13	31-27
79475-59	13-8	79599-00	61-9	84622-13	55-12d	89023-13	32-43
79475-60	13-8	79615-02	52-40	84622-25	55-12g	89023-13	32-48
79487-00	64-5	79615-03	52-40	84622-52	55-12~	89026-02	32-1
79515-04	13-17	79639-02	9-33a	84622-64	55-12a	89026-03	32-1
79515-06	13-18	79647-02	13-16	84622-08	55-12b	89026-06	32-2
79515-07	13-21	79650-22	33-78	85012-72	19-9	89026-07	32-2
79515-08	13-22	79653-97	56~	86062-94	40-6	89038-04	31-30
79515-13	13-15	79653-104	57-3	86517-02	4-45	89039-04	31-32
79515-15	13-23	79653-121	56-7	86652-08	64-12	89046-08	31-3
79515-35	13-14	79653-135	37-40	87325-10	37-3	89046-08	32-42
79530-02	13-24	79653-139	56-9	87325-12	37-2	89097-02	57-6
79532-02	13-27	79653-174	54-58	87327-02	37-9a	89097-03	57-7
79539-02	32-3	79693-00	13-6	87328-02	37-9	89219-00	7-4
79539-03	32-3	79696-01	29-12	87329-07	13-52	89245-02	8-31
79542-02	13-5	79698-04	29-11	87332-02	31-7	89250-02	8-7
79542-06	13-51	79739-02	8-15	87332-02	32-34	89256-00	29-13
79545-11	13-1	79739-03	8-15	87334-02	13-60	89257-02	33-13
79553-00	8-23	79772-08	29-11	87334-02	65-42	89258-02	54-57
79553-01	8-23	79795-05	8-27	87338-02	39-17	89258-05	54-55
79554-02	31-28	79795-06	8-26	87338-02	65-26	89265-00	29-14
79554-02	32-44	79795-07	8-28	87341-02	15-41	89265-02	13-3
79555-00	31-29	79802-138	7-33	87341-02	65-39	89265-05	13-4
79555-00	32-45	79802-138	9-1	87341-03	65-40	89265-05	29-15
79555-01	31-29	79802-338	7-30	87341-04	2-53	89268-02	30-13
79555-01	32-45	79802-338	8-1	87341-04	65-41	89269-02	30-7
79557-00	14-20	79802-680	7-7	87349-02	37-11b	89300-02	8-40

**PIPER AIRCRAFT
PA-28-161 CADET
AIRPLANE PARTS CATALOG**

NUMERICAL INDEX

Part Number	Figure and Index No.	Part Number	Figure and Index No.	Part Number	Figure and Index No.	Part Number	Figure and Index No.
89305-02	33-17	99184-07	65-23	99849-03	37-19	400 438	18-11
95061-91	31-44	99184-08	65-25	99856-00	48-11	400 438	20-30
95061-106	31-6	99417-00	10-33	99887-06	61-7	400 438	41-11
95061-106	32-21	99421-00	9-48	99943-00	13-7	400 438	47-43
95061-118	19-8	99433-00	30-10	99943-00	14-29	400 438	48-50
95061-161	31-8	99433-01	30-10	99943-00	14-31	400 438	51-15
95061-161	32-20	99458-00	29-16	99967-00	29-43	400 440	19-33
95061-180	31-42	99464-00	29-45	99968-00	29-43	400 440	4746
95061-186	31-42	99466-22	7-2	99997-00	13-32	400 441	4746
95094-00	3-24	99466-22	12-1	99997-00	14-33	400 443	4744
95153-101	36-19	99468-03	12-2			400 443	59-16
95153-158	36-19	99469-04	12-5			400 444	2-29
95228-00	54-26	99470-00	12-3			400 444	8-35
95636-00	4-32	99470-01	12-3			400 444	19-27
95636-01	4-32	99471-02	12-4			400 444	59-13
95639-02	3-5	99471-03	12-4	179 872	2-19	400 446	12-11
95639-03	3-5	99480-00	33-10	187 625	20-19	400 446	48-53
96143-00	36-6	99500-15	53-10	189 139	13-2	400 450	15-26
96268-00	60-9	99500-15	54-4	400 002	19-41	400 450	48-54
96352-03	2-32	99500-17	53-10	400 002	13-24	400 451	10-50
96352-03	2-33	99500-17	544	400 002	39-14	400 456	51-17
96352-03	2-35	99568-02	38-10	400 003	15-27	400 464	25-19
96392-05	36-1	99619-04	15-11	400 003	15-28	400 464	40-11
96564-00	15-23	99621-02	15-12	400 003	16-25	400 652	4749
96610-00	63-7	99633-00	53-9	400 003	22-43	400 653	47-50
96610-02	63-8	99635-09	29-7	400 003	22-44	400 653	47-51
96684-00	10-53	99641-00	53-4	400 003	22-46	400 653	50-35
96887-00	10-36	99642-03	53-1	400 004	31-46	400 665	13-28
96887-02	10-36	99679-00	39-11	400 004	34-30	400 672	47-52
96890-00	10-44	99690-00	9-42	400 004	47-47	400 672	49-7
96890-01	10-44	99690-01	9-42	400 008	46-48	400 672	51-16
96908-00	31-39	99691-00	9-57	400 011	47-4	400 674	42-33
96926-00	2-24	99691-01	9-57	400 015	21-13	400 674	46-54
96926-00	2-45	99692-00	943	400 056	15-25	400 678	46-45
96927-00	2-44	99692-01	943	400 056	50-36	400 680	47-53
98044-70	44-8	99693-00	9-58	400 058	19-32	400 728	57-16
98044-71	44-9	99699-00	11-8	400 059	19-42	400 862	13-55
98044-72	4-10	99718-05	31-31	400 103	38-12	400 863	31-51
99003-08	33-14	99718-05	32-47	400 113	13-20	400 876	26-42
99010-05	33-5	99741-00	9-44	400 113	26-41	400 883	9-65
99031-00	58-17	99741-01	9-44	400 155	46-56	400 916	31-26
99045-00	10-28	99744-00	54-36	400 165	22-25	401 187	31-47
99123-00	10-26	99745-00	54-35	400 166	22-26	401 188	46-49
99127-04	10-20	99754-02	44-3	400 171	42-6	401 195	20-5
99129-03	10-27	99801-02	29-5	400 302	22-24	401 266	10-40
99130-02	54-7	99803-00	15-16	400 437	4848	401 266	17-16
99181-02	29-22	99805-03	12-27	400 437	4848	401 266	29-49
99184-02	65-22	99813-02	12-27	400 437	56-19	401 266	31-49
99184-05	65-24	99818-02	29-26	400 438	12-37	401 266	46-44

**PIPER AIRCRAFT
PA-28-161 CADET
AIRPLANE PARTS CATALOG**

NUMERICAL INDEX

Part Number	Figure and Index No.	Part Number	Figure and Index No.	Part Number	Figure and Index No.	Part Number	Figure and Index No.
401 266	47-45	402 352	2-33	404 392	53-31	404 887	46-44
401 266	48-51	402 352	2-34	404 394	42-15	404 887	46-46
401 266	59-14	402 352	2-35	404 530	2-30	404 887	46-47
401 269	10-41	402 669	46-55	404 532	2-31	404 887	47-20
401 269	15-38	402 680	2-30	404 532	2-32	404 887	47-45
401 269	31-50	402 680	15-29	404 532	2-33	404 887	47-46
401 269	31-51	402 775	19-31	404 532	2-34	404 887	48-50
401 269	48-52	402 890	12-33	404 532	2-35	404 887	48-52
401 269	50-23	402 897	12-34	404 532	2-36	404 887	48-53
401 270	2-27	402 915	2-31	404 556	12-33	404 887	48-54
401 270	46-46	404 100	15-25	404 556	12-34	404 887	48-55
401 273	20-28	404 100	19-32	404 561	2-30	404 887	50-23
401 274	47-20	404 100	19-42	404 561	15-29	404 887	59-13
401 279	48-55	404 100	42-33	404 565	22-31	404 887	59-14
401 289	46-47	404 100	47-53	404 829	35-27	404 887	59-16
401 307	35-25	404 100	50-36	404 835	31-49	404 888	12-11
401 307	56-6	404 100	52-37	404 835	35-19	404 888	15-27
401 307	57-17	404 101	13-20	404 835	50-19	404 888	16-25
401 310	50-32	404 101	26-41	404 835	50-33	404 888	16-26
401 311	22-30	404 101	38-12	404 836	19-30	404 888	19-41
401 312	39-15	404 102	46-56	404 836	24-6	404 888	29-29
401 318	31-24	404 104	50-21	404 836	39-14	404 888	21-12
401 318	32-23	404 105	22-24	404 836	47-4	404 888	22-30
401 318	32-32	404 122	22-25	404 836	51-6	404 888	22-31
401 318	47-48	404 122	22-26	404 836	56-6	404 888	22-44
401 330	20-29	404 224	15-32	404 837	9-66	404 888	31-46
401 333	50-22	404 224	42-31	404 837	9-67	404 888	32-23
401 353	46-50	404 224	42-32	404 837	31-47	404 888	32-24
401 354	46-51	404 224	46-58	404 887	2-27	404 888	35-26
401 355	31-48	404 224	47-54	404 887	2-29	404 888	39-15
401 359	20-32	404 225	19-16	404 887	2-43	404 888	46-48
401 361	20-6	404 320	47-45	404 887	5-14	404 888	47-47
401 370	20-31	404 322	19-31	404 887	8-35	404 888	47-48
401 378	46-52	404 322	46-19	404 887	9-65	404 888	50-22
401 385	46-53	404 322	47-25	404 887	10-40	404 888	50-32
401 405	19-34	404 323	19-3a	404 887	10-41	404 889	2-31
401 415	19-35	404 323	57-16	404 887	10-50	404 889	20-5
401 450	2040	404 325	48-56	404 887	10-54	404 889	20-6
401 543	37-30	404 335	57-18	404 887	10-55	404 889	20-31
401 544	37-31	404 391	13-28	404 887	15-26	404 889	20-32
401 918	19-36	404 391	47-49	404 887	15-38	404 889	23-15
401 918	22-23	404 391	47-50	404 887	19-28	404 889	31-48
401 919	37-9	404 391	47-51	404 887	19-33	404 889	46-49
402 057	9-66	404 391	50-35	404 887	20-28	404 889	46-50
402 057	9-67	404 392	42-36	404 887	20-30	404 889	46-51
402 314	51-6	404 392	46-45	404 887	25-19	404 889	46-52
402 324	19-30	404 392	46-54	404 887	26-42	404 889	46-53
402 349	2-36	404 392	47-52	404 887	40-11	404 890	20-33
402 351	2-32	404 392	49-7	404 887	41-11	404 891	37-30

**PIPER AIRCRAFT
PA-28-161 CADET
AIRPLANE PARTS CATALOG**

NUMERICAL INDEX

Part Number	Figure and Index No.	Part Number	Figure and Index No.	Part Number	Figure and Index No.	Part Number	Figure and Index No.
404 891	37-31	407 564	15-25	407 565	21-11	407 583	2-37
404 909	22-32	407 564	15-26	407 565	22-30	407 583	49-9
404 909	25-11	407 564	15-38	407 565	22-43	407 584	9-65
404 910	25-21	407 564	19-42	407 565	22-44	407 584	10-40
404 945	46-55	407 564	20-28	407 565	22-46	407 584	12-33
406 345	42-19	407 564	20-30	407 565	26-41	407 584	12-34
406 373	25-10	407 564	26-45	407 565	31-26	407 584	15-24
406 415	2-41	407 564	27-17	407 565	31-46	407 584	15-25
406 418	2-42	407 564	27-18	407 565	34-30	407 584	17-16
406 424	53-7b	407 564	27-19	407 565	35-39	407 584	18-11
406 424	53-43	407 564	31-49	407 565	37-29	407 584	19-28
406 551	48-51	407 564	32-30	407 565	38-12	407 584	19-32
406 637	22-43	407 564	42-33	407 565	39-15	407 584	19-42
406 637	22-46	407 564	42-36	407 565	39-16	407 584	25-19
406 823	14-41	407 564	45-18	407 565	46-48	407 584	26-40
406 927	2-26	407 564	46-44	407 565	47-48	407 584	26-44
406 942	2-25	407 564	46-45	407 565	50-22	407 584	29-49
407 041	14-10	407 564	46-46	407 565	51-6	407 584	35-18
407 041	42-31	407 564	46-47	407 565	56-6	407 584	40-11
407 043	42-32	407 564	46-54	407 565	57-17	407 584	41-11
407 104	45-13	407 564	46-55	407 566	20-31	407 584	42-34
407 106	57-16	407 564	47-20	407 566	20-32	407 584	46-45
407 122	63-19	407 564	47-44	407 566	22-20	407 584	46-46
407 122	63-27	407 564	47-45	407 566	22-25	407 584	46-55
407 124	2643	407 564	47-46	407 566	22-26	407 584	48-49
407 128	35-37	407 564	47-52	407 566	23-4	407 584	48-54
407 130	29-51	407 564	47-53	407 566	31-47	407 584	48-55
407 130	35-38	407 564	48-50	407 566	31-48	407 584	49-7
407 136	19-16	407 564	48-52	407 566	46-49	407 584	50-23
407 136	37-29	407 564	48-54	407 566	46-50	407 584	50-33
407 136	39-16	407 564	48-58	407 566	46-51	407 585	2-30
407 562	13-28	407 564	50-23	407 566	46-52	407 585	12-11
407 562	22-32	407 564	50-36	407 566	46-53	407 585	13-61
407 562	25-11	407 564	52-37	407 566	46-56	407 585	15-30
407 562	35-38	407 564	53-31	407 566	46-59	407 585	19-29
407 562	47-49	407 564	57-18	407 566	57-16	407 585	19-30
407 562	47-50	407 564	59-13	407 567	2-32	407 585	19-36
407 563	25-21	407 564	59-14	407 567	2-33	407 585	19-41
407 564	2-27	407 564	59-16	407 567	2-34	407 585	24-7
407 564	2-29	407 565	2-30	407 567	2-36	407 585	24-21
407 564	2-43	407 565	13-20	407 567	19-34	407 585	32-34
407 564	5-14	407 565	15-27	407 567	20-3	407 585	32-31
407 564	8-35	407 565	15-28	407 567	26-17	407 585	39-14
407 564	10-40	407 565	15-29	407 567	46-61	407 585	47-4
407 564	10-40	407 565	15-31	407 568	37-30	407 585	4747
407 564	10-50	407 565	16-25	407 568	37-31	407 585	48-53
407 564	12-33	407 565	19-35	407 568	50-21	407 586	9-66
407 564	12-34	407 565	19-41	407 569	22-24	407 586	9-67
407 564	15-24	407 565	20-29	407 582	13-31	407 586	13-45

**PIPER AIRCRAFT
PA-28-161 CADET
AIRPLANE PARTS CATALOG**

NUMERICAL INDEX

Part Number	Figure and Index No.	Part Number	Figure and Index No.	Part Number	Figure and Index No.	Part Number	Figure and Index No.
407 586	20-5	415 520	63-19	424 051	42-34	451 272	63-4
407 586	20-6	415 521	46-57	424 051	42-36	451 273	63-3
407 586	22-20	415 521	63-27	424 051	46-45	451 735	22-36
407 586	22-25	415 533	2-40	424 051	46-54	451 739	20-36
407 586	22-26	415 535	2-37	424 051	46-55	451 783	23-17
407 586	42-15	415 535	25-21	424 051	46-62	451 855	40-10
407 586	46-60	415 536	14-36	424 051	47-52	451 872	43-42
407 587	2-31	415 544	14-35	424 051	47-53	451 881	34-20
407 587	48-54	415 753	49-9	424 051	48-43	451 881	60-11
407 589	22-24	416 209	45-13	424 051	48-44	451 939	34-21
407 591	37-37	416 346	22-31	424 051	49-7	451 939	60-10
407 674	56-19	416 794	57-18	424 051	49-8	452 332	19-13
407 680	13-33	416 994	26-43	424 051	50-36	452 334	19-15
407 680	13-35	417 775	26-44	424 051	52-37	452 335	46-17
407 684	48-59	418 420	39-16	424 051	53-31	452 335	46-18
407 694	10-54	419 594	13-50	424 052	46-63	452 335	47-23
407 694	10-55	419 594	29-60	424 052	47-55	452 336	47-23
407 694	12-37	419 641	14-38	424 053	46-56	452 341	19-4
407 800	35-23	419 681	14-39	424 053	46-64	452 372	50-8
408 815	42-16	419 681	53-25	424 054	46-66	452 386	31-9
408 826	14-10	419 920	2-41	424 055	46-65	452 386	32-7
410 035	5-14	419 920	2-42	424 059	22-24	452 387	4-36
410 043	2-8	419 920	25-10	424 060	50-21	452 387	4-39
410 241	15-35	419 929	14-37	424 095	22-25	452 387	4-41
410 241	15-36	419 967	13-13	424 095	22-26	452 387	17-6
411 530	35-41	419 967	49-11	424 123	48-60	452 387	18-7
411 536	35-16	424 041	13-28	424 148	48-44	452 388	50-10
411 538	47-54	424 041	13-29	424 163	22-42	452 389	50-09
414 694	42-18	424 041	47-49	424 172	32-30	452 394	12-32
414 762	25-15	424 041	47-50	424 177	27-17	452 413	48-20
414 783	15-37	424 041	47-51	424 178	13-29	452 418	48-19
415 171	25-11	424 041	50-35	424 178	26-40	452 419	19-12
415 179	15-34	424 051	13-20	424 180	48-43	452 605	19-3
415 309	2-38	424 051	13-61	424 181	27-18	452 606	42-24
415 309	2-52	424 051	15-25	424 184	27-19	452 680	31-37
415 312	2-39	424 051	19-29	424 186	49-8	452 766	20-3
415 312	2-51	424 051	19-42	424 189	27-20	452 766	20-11a
415 320	2-43	424 051	22-29	424 204	13-61	452 766	20-27
415 322	10-54	424 051	26-40	424 205	32-31	452 935	53-5
415 323	10-55	424 051	26-41	424 226	19-29	453 124	20-24
415 332	35-24	424 051	27-17	434 126	59-17	453 124	22-15
415 376	29-51	424 051	27-18	434 144	63-17	453 639	54-49
415 379	37-42	424 051	27-19	434 179	37-9a	453 665	29-53
415 408	42-17	424 051	27-20	450 035	56-1	453 675	55-9
415 409	25-9	424 051	32-30	450 380	34-1	453 680	43-43
415 495	14-40	424 051	32-31	450 741	54-25	453 714	27-16
415 495	14-41	424 051	38-12	450 741	65-12	453 732	32-46
415 518	22-32	424 051	42-15	450 742	54-23	453 836	63-16
415 520	35-40	424 051	42-33	451 103	43-1	453 838	63-15

**PIPER AIRCRAFT
PA-28-161 CADET
AIRPLANE PARTS CATALOG**

NUMERICAL INDEX

Part Number	Figure and Index No.	Part Number	Figure and Index No.	Part Number	Figure and Index No.	Part Number	Figure and Index No.
453 856	13-57	458 894	22-45	473 195	53-7	484 175	55-5
453 966	2-50	458 894	26-36	473 195	53-41	484 291	41-14
453 991	37-9a	458 895	27-22	474 642	63-2	484 307	43-48
454 053	20-35	458 895	44-12	475 124	37-8	484 322	37-12
454 053	22-14	458 898	40-8	475 125	37-8	484 348	43-52
454 657	60-1	458 904	27-21	475 210	53-2	484 373	57-5
454 668	35-31	458 910	26-37	476 607	43-59	484 428	41-6
454 681	60-2	458 910	26-39	476 607	62-9	484 482	37-14
454 706	35-31	458 9-06	43-6	476 662	44-11	484 683	20-18
454 706	55-2	458 9-08	34-28	476 678	43-12	484 691	29-59
454 706	60-3	458 9-08	43-41	476 685	43-46	484 698	24-4
454 707	55-2	458 958	3417	476 688	40-9	484 701	26-7
454 708	55-2	458 958	35-6	476 705	43-47	484 705	20-16
454 709	35-30	460 464	44-16	477 618	26-26	484 706	26-12
454 709	55-2	460 594	54-50	477 629	37-37	484 720	20-17
454 743	35-30	460 651	43-44	477 631	43-53	484 727	26-8
454 743	53-36	460 652	43-51	477 640	2-37	484 733	20-15
454 758	55-2	460 691	22-5	477 640	15-33	484 707	48-16
454 806	60-16	460 836	34-22	477 640	15-34	484 769	22-10
454 837	37-32	461 136	47-39	477 640	15-36	484 770	20-20
454 921	64-7	461 391	53-7a	477 640	15-37	484 792	8-12
454 928	36-28	461 391	53-42	477 640	25-15	484 792	22-12
454 929	36-31	461 629	50-47	477 670	44-15	484 841	52-38
454 977	35-15	461 629	64-13	477 672	17-15	486 145	13-13
454 983	56-22	461 657	56-11	477 696	14-10	486 188	22-09
454 958	52-33	461 692	33-13	477 696	29-51	486 274	37-29
454 993	52-35	461 693	33-13	477 708	32-23	486 560	31-40
455 124	20-23	461 695	33-13	477 709	31-24	486 563	47-42
455 124	22-16	462 012	5432	477 709	31-26	487 629	29-50
455 151	56-2	462 024	20-7	477 887	19-34	487 674	7-6
455 173	36-12	462 024	22-11	477 887	19-35	487 718	41-7
455 173	43-58	462 0-09	43-9	478 643	33-13	487 904	50-38
455 350	42-20	462 050	20-21	478 645	33-13	487 904	50-43
455 352	42-21	462 060	43-54	480 696	47-16	487 904	55-6
455 417	60-15	463 380	26-31	480 698	47-19	488 310	36-11
455 417	62-7	464 362	63-1	480 701	31-18	488 315	36-23
455 938	26-1	464 407	63-1	480 701	32-26	488 315	62-8
455 968	27-1	464 412	13-49	480 730	50-19	488 327	42-30
455 968	28-1	465 258	50-46	480 732	31-25	488 380	36-24
456 015	19-14	468 002	63-10	480 732	32-22	488 499	27-13
456 682	45-19	468 006	63-11	480 777	32-28	488 545	54-29
456 682	65-44	469 600	63-20	480 789	32-29	489 388	29-44
456 728	57-10	470 753	33-12	480 800	13-30	489 873	48-45
458 855	40-7	471 084	32-42c	480 801	32-27	489 910	46-42
458 871	43-38	472 036	54-39	481 625	46-14	489 910	47-40
458 881	26-35	472 054	55-7	481 640	48-41	489 910	50-31
458 891	27-23	472 054	55-8	481 640	59-8	491 009	60-14
458 892	44-13	472 330	54-40	481 651	50-20	491 050	26-38
458 893	36-22	472 661	5420	481 772	7-37	491 050	27-5

Reissued: August 1, 1999

**PIPER AIRCRAFT
PA-28-161 CADET
AIRPLANE PARTS CATALOG**

NUMERICAL INDEX

Part Number	Figure and Index No.	Part Number	Figure and Index No.	Part Number	Figure and Index No.	Part Number	Figure and Index No.
491 055	37-20	548 868	33-1	554 979	46-43	588 011	61-10
491 059	36-24	548 910	33-13	554 979	47-41	588 109	53-23
491 059	36-25	550 487	54-30	554 979	48-46	588 391	43-50
491 060	26-37	550 549	54-31	554 979	50-42	588 436	43-49
491 082	44-14	550 972	37-5	554 985	34-24	588 464	55-14
491 907	44-1	551 374	31-36	555 421	63-14	588 469	37-38
492 022	43-7	551 390	31-35	555 422	63-14	596 332	63-5
492 022	45-17	551 424	31-37	555 501	63-14	596 662	33-9
492 100	36-7	551 653	20-35	556 105	36-2	596 664	63-5
492 153	45-2b	551 705	22-34	556 753	63-14	597 257	61-3
492 240	34-7	551 705	24-1	558 792	43-37	597 461	61-1
492 240	35-28	551 764	22-33	558 830	43-39	597 893	63-28
492 241	36-10	551 764	23-1	558 831	43-40	598 242	33-8
494 001	14-39	551 792	20-34	558 900	34-18	598 323	64-11
494 003	53-25	551 792	21-1	558 901	35-12	598 556	33-3
494 025	20-22	553 003	64-9	558 912	34-19	599 012	62-1
494 041	37-14	553 266	15-32	558 913	60-13	651 517	54-22
494 066	48-51	553 878	52-12	560 835	60-12	651 517	58-20
494 087	57-18	554 093	42-22	560 951	45-3	654 186	35-2
494 093	50-19	554 143	52-13	565 523	63-16	688 178	55-13
494 101	15-33	554 144	52-14	571 136	54-38	688 296	55-11
494 101	15-35	554 366	53-29	571 149	31-11	688 296	58-16
494 101	15-36	554 422	32-2a	571 149	32-36	689 100	54-21
494 101	15-37	554 575	60-19	572 557	58-3	689 100	54-22
494 101	25-15	554 598	34-29	572 559	54-8	689 100	58-2
494 103	46-67	554 598	60-20	572 561	58-3	689 100	58-20
494 123	52-36	554 640	53-24	572 562	54-15	750 063	21-10
494 133	32-24	554 659	34-23	572 582	54-19	751 201	54-17
494 159	59-2	554 659	35-11	572 636	55-17	751 201	58-7
494 227	37-42	554 753	41-10	580 887	43-11	751 202	54-10
494 604	43-10	554 757	42-29	581 126	59-3	751 202	58-7
494 678	63-18	554 800	37-33	581 330	51-7	751 381	54-9
497 564	27-20	554 861	26-34	581 332	51-8	751 381	54-16
506 902	63-19	554 861	34-25	581 928	14-19	751 381	58-8
506 902	63-27	554 861	35-5	584 006	63-26	751 405	23-16
507 150	22-28	554 861	36-29	584 714	54-54	751 489	23-7
510 058	15-33	554 861	45-12	585 015	54-34	751 494	23-3
519 853	13-33	554 861	53-40	587 299	31-10	751 494	23-6
519 853	13-45	554 861	56-21	587 299	32-5	751 772	23-10
524 145	42-34	554 861	60-18	587 320	37-14	751 772	23-13
548 082	33-7	554 861	62-3	587 381	13-25	751 799	43-2b
548 160	33-2	554 882	52-34	587 398	13-19	751 815	34-9
548 161	33-2	554 888	34-26	587 404	32-40	751 859	34-4
548 190	33-15	554 888	60-17	587 505	37-14	751 872	43-2a
548 292	33-16	554 888	64-4	587 690	35-42	751 889	26-6
548 330	33-4	554 892	649	587 863	54-59	752 342	24-14
548 561	5-45	554 896	52-32	587 923	59-9	752 342	24-18
548 610	33-6	554 953	36-21	587 961	37-36	752 826	24-15
548 671	45-15	554 958	34-27	587 990	37-39	752 826	24-19

**PIPER AIRCRAFT
PA-28-161 CADET
AIRPLANE PARTS CATALOG**

NUMERICAL INDEX

Part Number	Figure and Index No.	Part Number	Figure and Index No.	Part Number	Figure and Index No.	Part Number	Figure and Index No.
752 830	23-11	756 667	21-2				
752 855	26-15	756 668	21-5				
752 965	24-8	757 216	26-10				
752 966	24-9	757 217	26-11				
753 172	26-9	757 318	28-5				
753 381	26-13	757 580	28-12				
753 407	24-5	757 790	34-8				
753 408	24-20	757 790	35-29				
753 850	24-10	757 831	21-3				
753 910	34-3	757 831	21-6				
753 920	24-2	757 899	34-6				
753 956	26-2	758 452	61-2				
754 535	23-8	758 453	61-5				
754 804	21-8	758 457	28-14				
754 895	35-4	761 039	50-4				
755 048	21-4	761 224	58-4				
755 049	45-16	761 253	58-9				
755 075	54-10a	761 254	58-9				
755 075	54-17a	761 255	54-12				
755 075	58-10	761 255	54-17d				
755 076	58-11	761 255	58-14				
755 082	28-8	761 256	54-10b				
755 096	54-13	761 256	54-17b				
755 096	54-18	761 256	58-12				
755 096	58-15	761 279	54-53				
755 818	24-11	761 821	35-8				
755 882	26-18	761 970	22-35				
755 883	24-12	761 994	22-35				
755 884	24-13	762 003	58-5				
755 885	24-16	762 357	614				
755 886	24-17	762 426	54-11				
755 887	24-3	762 426	54-17c				
755 908	26-3	762 426	58-13				
755 909	26-4	762 585	28-4				
755 950	26-5	762 586	28-15				
755 999	23-09	762 587	28-2				
755 999	23-12	762 616	58-4				
755 999	23-14	762 636	54-14				
756 007	21-7	762 636	54-18a				
756 008	21-9	762 669	35-3				
756 016	28-10	763 019	61-4				
756 018	28-9	763 451	28-3				
756 117	26-14	763 469	58-1				
756 118	26-16	763 808	2-15				
756 118	28-7	764 531	35-32				
756 621	28-11	765 551	35-1				
756 622	28-6	765 553	35-43				
756 665	23-5						
756 666	2-2						

**PIPER AIRCRAFT
PA-28-161 CADET
AIRPLANE PARTS CATALOG**

THIS PAGE INTENTIONALLY LEFT BLANK