



WARRIOR

AIRPLANE PARTS CATALOG

CARD 1 OF 2

**PA-28-151 WARRIOR
PA-28-161 WARRIOR II
PA-28-161 WARRIOR III**

PIPER AIRCRAFT CORPORATION

**Courtesy of Bomar Flying Service
www.bomar.biz**

**PIPER AIRCRAFT
PA-28-151/161 WARRIOR
AIRPLANE PARTS CATALOG**

Published by
Technical Publications

Piper Aircraft Corporation
2926 Piper Drive
Vero Beach, Florida 32960
U.S.A.



Member of GAMA
General Aviation
Manufacturers Association

Added: July 30, 1994

**PIPER AIRCRAFT
PA-28-151/161 WARRIOR
AIRPLANE PARTS CATALOG**

AEROFICHE EXPLANATION AND REVISION STATUS

The Parts Catalog information in this set of Aerofiche cards is arranged in accordance with general specifications of Aerofiche adopted by the General Aviation Manufacturer's Association.

Conversion of Aerofiche alpha/numeric code numbers:

First number is the Aerofiche card identifier.

Letter is the horizontal line reference per card.

Second number is the vertical line reference per card.

Example: 2J16 = Aerofiche card number two of given set, Grid location J16.

REVISIONS

The information compiled in this Aerofiche Parts Catalog is kept current by revisions distributed periodically. Each revision is a complete Aerofiche card replacement and supersedes Aerofiche cards of the same number in the set.

Revisions to this PA-28-151/161 Parts Catalog (761 538) issued June 11, 1979 are as follows:

<u>Effectivity</u>	<u>Publication Date</u>	<u>Aerofiche Card Effectivity</u>
CR891201	December 1, 1989	1 and 2
PR940730	July 30, 1994	1 and 2

Revised: July 30, 1994

**PIPER AIRCRAFT
PA-28-151/161 WARRIOR
AIRPLANE PARTS CATALOG**

INTRODUCTION

This illustrated Parts Catalog provides simple, positive identification of replacement parts for the Piper Model PA-28-151/161 manufactured by the Piper Aircraft Corporation of Vero Beach, Florida.

NOTE: DO NOT USE THIS CATALOG FOR RIGGING AND INSTALLATION PURPOSES.

1. The catalog is divided into thirteen major sections as follows:
 - a. Section I to XII inclusive contains all replacement parts for the complete airplane. Each section is subdivided and each division includes an illustration and a parts listing.
 - b. Section XIII is the Miscellaneous Group. This group includes an illustration and parts list for the Placards and Exterior Stencils, a listing of the Optional Equipment Kits, Repair kits and Special Tools, and a listing of Miscellaneous Hardware and Consumables.
2. The following is a brief explanation of the columns in the parts lists: (Refer to EXAMPLE below).
 - a. The FIGURE AND INDEX NUMBER column indicates the illustration figure number and its part index number. EXAMPLE: (2-1), the 2 is the figure number and the 1 is the index number. The figure number appears only at the top of each parts list page.
 - b. The PART NUMBER column contains the identifying number of the replacement part and this number must be shown on all parts orders.
 - c. The CODE column is for the purpose of indicating special uses of the part. An explanation of the letter code used is shown on the grid (page) preceding each parts listing and pertains to that listing only.
 - d. The NOMENCLATURE column indicates the part name. This name must be shown on all parts orders.
 - e. The NO. REQ. (Number Required) column represents the total quantity of parts used per figure when the part is not indented and the quantity of parts used per assembly when the part is indented. The symbol AR listed in this column means As Required.
 - f. The SERIAL NUMBERS AFFECTED column indicates the part application by airplane serial number. Unless otherwise noted, serial numbers listed with the model year and up (ex. 28-7716001 and up) are intended to include the new style of serial numbers that do not reference the model year (ex. 2816001 and up).

EXAMPLE

Figure and Index Number	Part Number	Code	NOMENCLATURE	No. Req.	SERIAL NUMBERS AFFECTED
2-1	XXXXX-XX		DOOR ASSEMBLY - Baggage compartment	X	
-2	XXXXX-XX		* TUBE ASSEMBLY - Baggage door latch	X	
-3	XXXXX-XX		** CLEVIS - Door latch tube assembly	X	
-4	XXXXX-XX		** CLIP - Door latch tube assembly	X	

In the nomenclature column, the next higher assembly relationship of items covered is shown by the degree of indentation of each item and is indicated by an asterisk (*). One asterisk signifies one indentation, two signifies two indentions, etc. The example listing above is interpreted as follows:

If the DOOR ASSEMBLY (not indented) is ordered, it will include the three items indented under the DOOR ASSEMBLY.

If the TUBE ASSEMBLY (indented one space) is ordered, it will include the two items indented under the TUBE ASSEMBLY.

If you want only a CLEVIS or CLIP, you order only that item.

PIPER AIRCRAFT PA-28-151/161 WARRIOR AIRPLANE PARTS CATALOG

3. Piper Aircraft will supply all attaching parts to its customers in any quantity. When purchasing the attaching parts such as nuts, bolts, washers, cotter pins, etc. from Piper Aircraft, the customer or service center need only order the part(s) needed.
4. All items of Optional Equipment are contained in the parts list in their proper sequence and sections. These items were not marked optional, since they are fully identified by their descriptions.

HOW TO IDENTIFY A PART IF YOU KNOW WHAT IT LOOKS LIKE AND KNOW WHERE IT IS LOCATED

1. Refer to Figure 1 to determine the section number in which the part is used.
2. Refer to the Table of Contents and locate the section. Note the figure numbers that illustrate the various subgroups of this main section. Select the figure title you think might contain the part you wish to identify and proceed to the grid (page) specified. If you don't find the part on this illustration, try another figure in this group.
3. Refer to Figure and Index Number in the parts listing for description of the part.

HOW TO ORDER PARTS

When ordering parts for your Piper airplanes, please observe the following instructions:

1. Place your order with your local distributor or service center.
2. Specify the model and serial number of your airplane.
3. Specify Part Number, Name, Type and Quantity Required.
4. Specify the method of shipment - freight, express, parcel post, air express, air freight or air parcel post. Where the nature of the shipment requires it or when no instructions are given, we reserve the right to ship the most suitable way.
5. Request price and delivery information prior to order placement.

GENERAL INFORMATION

1. **Shortages**
All orders are checked before leaving our Shipping Department. A packing slip is enclosed with the shipment. Claims for errors or shortages must be made within three days after receipt of orders.
2. **Returned Goods**
No material should be returned without first securing written permission. Material sent in without notice will be held at the owner's risk for thirty days and will then be disposed of as we see fit.

Transportation charges must be prepaid on returned goods or the shipment will be refused.

3. **Transportation Liabilities**
The Piper Aircraft Corporation cannot be held liable for damages to parts in transit from the factory. If a shipment is received in a damaged condition, have the delivery man or transportation company make a notation of the damage and file your claim with the carrier. In case of concealed damage, do not attempt to remove the part from the shipping container, or try to repair the damage, call the carrier and have their claim agent inspect the damage before filing your claim with the carrier.

PIPER AIRCRAFT PA-28-151/161 WARRIOR AIRPLANE PARTS CATALOG

MODEL SERIAL NUMBER INFORMATION

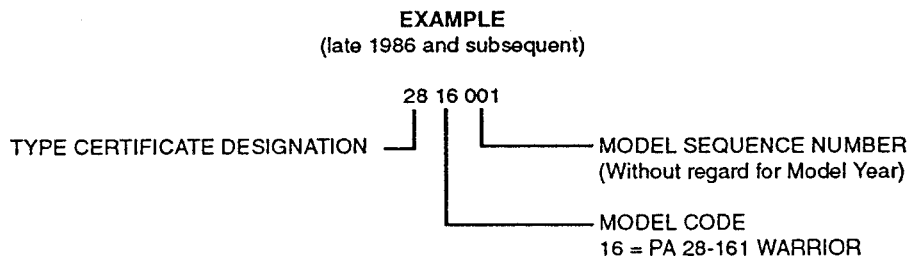
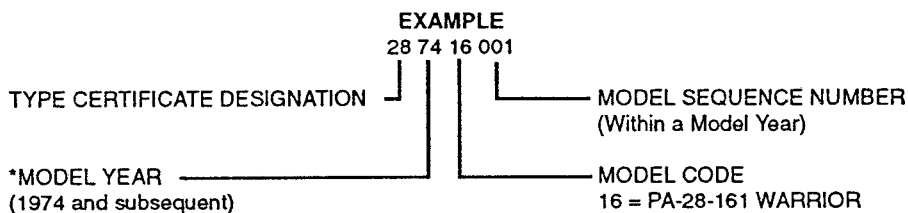
The serial numbers of the aircraft covered by this Parts Catalog are as follows:

Serial Numbers of the 1974 PA-28-151 WARRIOR Models are 28-7415001 thru 28-7415703.
Serial Numbers of the 1975 PA-28-151 WARRIOR Models are 28-7515001 thru 28-7515449.
Serial Numbers of the 1976 PA-28-151 WARRIOR Models are 28-7615002 thru 28-7615435.
Serial Numbers of the 1977 PA-28-151 WARRIOR Models are 28-7715001 thru 28-7715314.
Serial Numbers of the 1977 PA-28-161 WARRIOR II Models are 28-7716002 thru 28-7716323.
Serial Numbers of the 1978 PA-28-161 WARRIOR II Models are 28-7816001 thru 28-7816680.
Serial Numbers of the 1979 PA-28-161 WARRIOR II Models are 28-7916001 thru 28-7916598.
Serial Numbers of the 1980 PA-28-161 WARRIOR II Models are 28-8016001 thru 28-8016373.
Serial Numbers of the 1981 PA-28-161 WARRIOR II Models are 28-8116001 thru 28-8116322.
Serial Numbers of the 1982 PA-28-161 WARRIOR II Models are 28-8216001 thru 28-8216226.
Serial Numbers of the 1983 PA-28-161 WARRIOR II Models are 28-8316001 thru 28-8316112.
Serial Numbers of the 1984 PA-28-161 WARRIOR II Models are 28-8416001 thru 28-8416131.
Serial Numbers of the 1985 PA-28-161 WARRIOR II Models are 28-8516001 thru 28-8516099.
Serial Numbers of the 1986 PA-28-161 WARRIOR II Models are 28-8616001 thru 28-8616057,
2816001 thru 2816010 (less 2816002).
Serial Numbers of the 1987 PA-28-161 WARRIOR II Models are 2816002, 2816011 thru 2816036
(less 2816029 thru 2816033).
Serial Numbers of the 1988 PA-28-161 WARRIOR II Models are 2816029 thru 2816033,
2816037 thru 2816075 (less 2816066).
Serial Numbers of the 1989 PA-28-161 WARRIOR II Models are 2816076 thru 2816094.
Serial Numbers of the 1990 PA-28-161 WARRIOR II Models are 2816095 thru 2816099.
Serial Numbers of the 1992 PA-28-161 WARRIOR II Models are 2816100 thru 2816103.
Serial Numbers of the 1993 PA-28-161 WARRIOR II Models are 2816106 thru 2816109.
Serial Numbers of the 1994 PA-28-161 WARRIOR II Models are 2816104 and 2816105.
Serial Numbers of the 1994 PA-28-161 WARRIOR III Models are 2816110 and up.

SERIAL NUMBER EXPLANATION

The Serial Number on the Manufacturer's Identification Plate is based on either a 3- or 4-set numbering system. In the 4-set system, the first set defines the Type Certificate Designation, the second set is the Model Year, the third set is the Model Code, while the fourth set is the Model Sequence Number (within a model year).

The 3-set system omits the model year* and begins a new sequence with 2816001. This new sequence continues without renumbering for a new year.



PIPER AIRCRAFT PA-28-151/161 WARRIOR AIRPLANE PARTS CATALOG

STANDARD PAINT CHART

	MFG. NO.	PIPER PART NUMBER	
		QUART	GALLON
EXTERIOR			
POLYURETHANE ENAMEL (Dupont Imron)			
Baja Yellow	H7850U	4175 461	1175 461
Juneau White	H7848U	4175 462	1175 462
Ocala Orange	H7857UM	4175 463	1175 463
Madrid Red	H7851UM	4175 464	1175 464
Bahama Blue	H7853U	4175 465	1175 465
Alvocado	H7852U	4175 466	1175 466
Las Vegas Gold	5242U	4176 121	1176 121
Dakota Black	99U	4175 467	1175 467
Denver Brown	H7859U	4176 122	1176 122
Matador Red	H7858U	4175 468	1175 468
Royal Blue	H7856U	4175 469	1175 469
Hickory Brown	H7855U	4175 470	1175 470
Silver	4531U	4176 123	1176 123
Lime Green	H7854U	4175 460	1175 460
Sage Green	K7887U	4176 132	1175 460
Firethorn	K7888UW	4176 133	1176 133
Buckskin	K7890U	4176 135	1176 135
Dark Blue	K7891U	4176 136	1176 136
Platinum Gray	N7819U	4176 126	1176 126
Sandalwood Tan	N7818U	4176 127	1176 127
Dark Claret	K7886U	4176 131	1176 131
Burnished Gold	N8068U	4763 528	1763 528
Light Blue	K8149U	4763 529	1763 529
Dark Saddle	N8070U	4763 530	1763 530
Dark Green	N8071U	4763 531	1763 531
Saffron	K7889UH	4763 532	1763 532
Light Sandalwood	W8275	4763 533	1763 533
Light Platinum	W8274	4763 534	1763 534
Catalyst (Activator)	912S	4179 950	1179 950
Reducer	Y8485S	4179 145	1179 145
Retarder	8100S	4179 599	1179 599
Accelerator	189S	4179 951	
POLYURETHANE PRIMER (Dupont Imron)			
Wash Primer	B9287	4170 766	1179 766
Wash Primer Thinner	K1733	4179 452	1179 452
Acid Thinner	B9289	4179 403	1179 403
INTERIOR			
INSTRUMENT PANEL			
Cadet Dark Grey			170 902
Grey II (Flat Tan)	D127		170 907

**PIPER AIRCRAFT
PA-28-151/161 WARRIOR
AIRPLANE PARTS CATALOG**

THIS PAGE INTENTIONALLY LEFT BLANK

**PIPER AIRCRAFT
PA-28-151/161 WARRIOR
AIRPLANE PARTS CATALOG**

TABLE OF CONTENTS

FIGURE NUMBER	FIGURE TITLE	GRID NUMBER
1	View of Complete Airplane	1A13, 2A13
SECTION I WING GROUP		
2	Wing Installation	1A15
3	Wing Leading Edge Assembly	1A20
4	Wing Trailing Edge Assembly	1A24
5	Aileron Assembly (28-7415001 thru 28-7515459)	1B5
6	Aileron Assembly (28-7615001 and up, and 28-7716001 and up)	1B9
7	Flap Assembly	1B12
SECTION II FUSELAGE GROUP		
8	Fuselage Assembly Complete	1B15
9	Fuselage Upper Forward Cockpit Assembly	1B19
10	Fuselage Upper Center Cockpit Assembly	1B23
11	Fuselage Lower Forward Cockpit Assembly	1C4
12	Fuselage Lower Aft Cockpit Assembly	1C8
13	Fuselage Aft Section	1C11
14	Fuselage Baggage Door Assembly	1C15
15	Fuselage Cabin Door Assembly (28-7415001 thru 28-7615001)	1C18
16	Fuselage Cabin Door Assembly (28-7615002 and up, and 28-7716001 and up)	1C22
17	Fuselage Enclosure Installation	1D3
SECTION III TAIL SURFACES GROUP		
18	Tail Surfaces Installation	1D9
19	Stabilator Assembly	1D13
20	Fin Assembly	1D16
21	Rudder Assembly	1D19
SECTION IV LANDING GEAR GROUP		
22	Nose Gear Installation	1D23
23	Nose Gear Strut Assembly	1E3
24	Nose Wheel Assembly (Cleveland)	1E7
25	Nose Wheel Assembly (McCauley)	1E10
26	Main Gear Installation	1E13
27	Main Wheel Assembly	1E17
28	Brake Assembly	1E20
29	Main and Nose Wheel Fairing Installation (28-7415001 and up, and 28-7716001 thru 7716323)	1E23
30	Main and Nose Wheel Fairing Installation (28-7816001 and up)	1F2
31	Main Landing Gear Strut Fairing Installation	1F6
32	Hand Brake Installation	1F9
33	Toe Brake Installation	1F12
34	Toe Brake Master Cylinder Assembly	1F15

**PIPER AIRCRAFT
PA-28-151/161 WARRIOR
AIRPLANE PARTS CATALOG**

THIS PAGE INTENTIONALLY LEFT BLANK

PIPER AIRCRAFT
PA-28-151/161 WARRIOR
AIRPLANE PARTS CATALOG

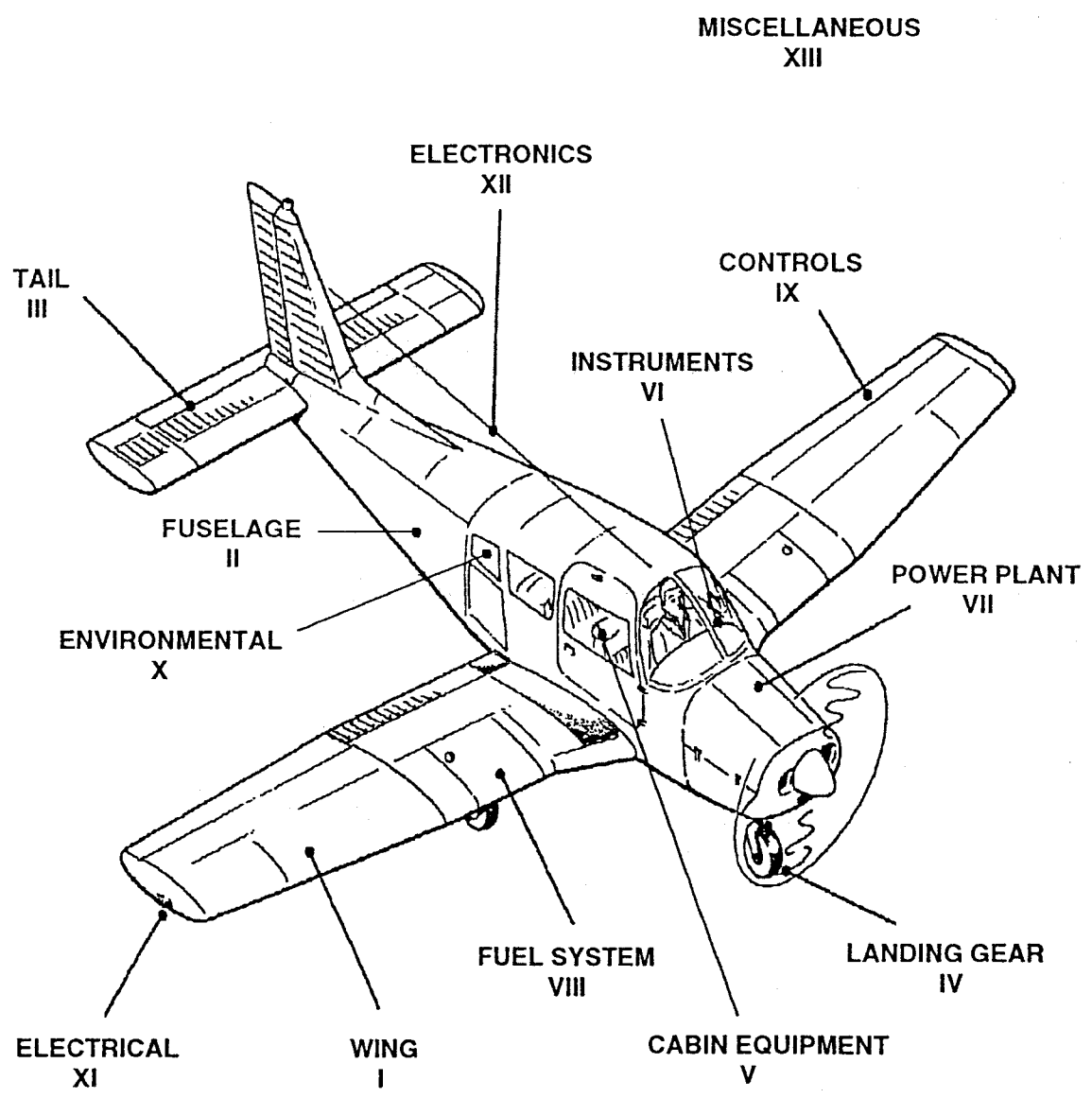


Figure 1. Complete Airplane

**PIPER AIRCRAFT
PA-28-151/161 WARRIOR
AIRPLANE PARTS CATALOG**

THIS PAGE INTENTIONALLY LEFT BLANK

PIPER AIRCRAFT
PA-28-151/161 WARRIOR
AIRPLANE PARTS CATALOG

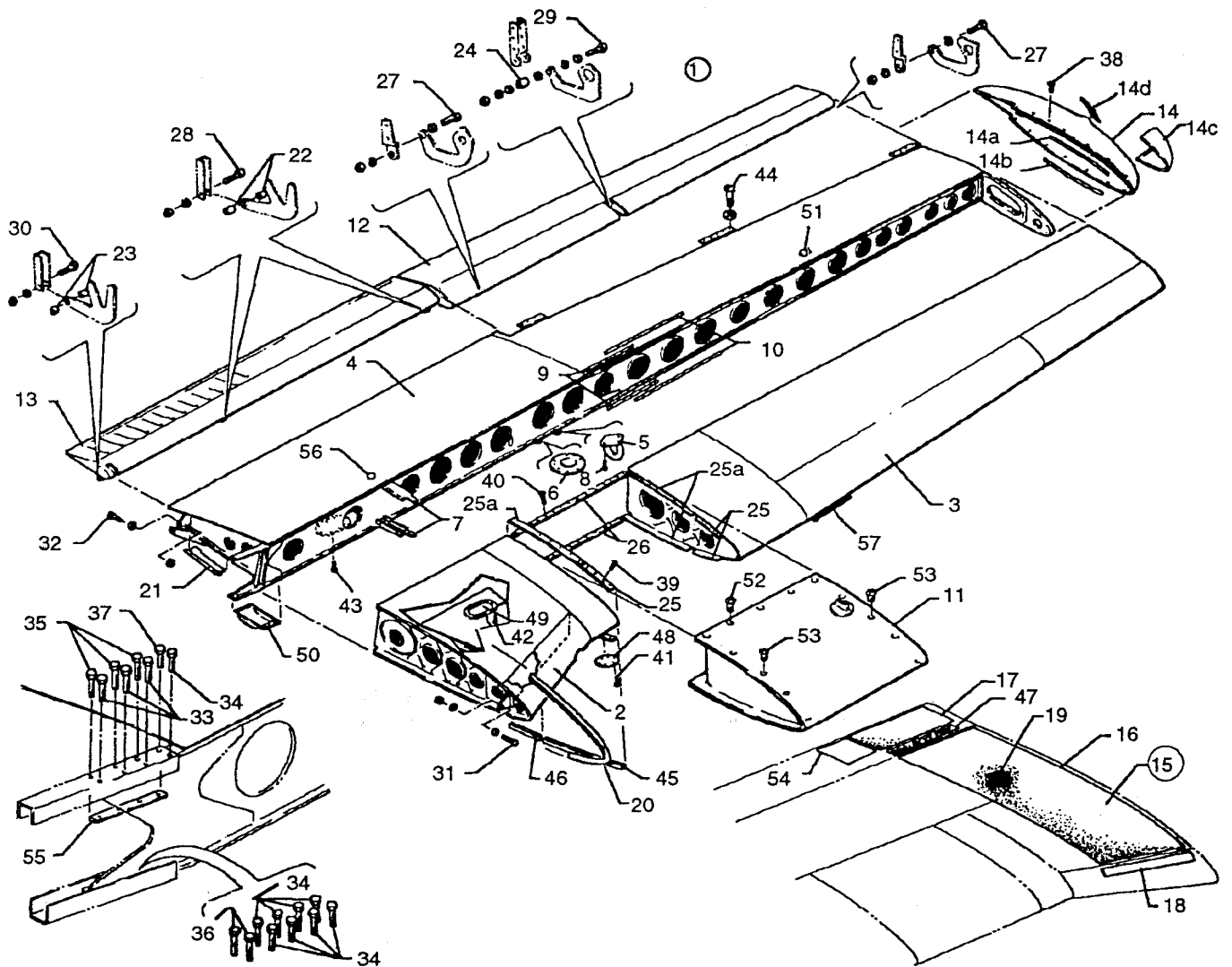


Figure 2. Wing Installation

**PIPER AIRCRAFT
PA-28-151/161 WARRIOR
AIRPLANE PARTS CATALOG**

CODE EXPLANATIONS FOR FIGURE 2

- A - See Figure 3 for component parts.
- B - See Figure 4 for component parts.
- C - See Figure 52 for component parts.
- D - See Figure 5 for component parts.
- E - See Figure 7 for component parts.
- F - Used if navigation or strobe lights are installed.
- G - Used if navigation or strobe lights are not installed.
- H - See Figure 6 for component parts.
- J -
- K - Used on PA-28-151 with serial numbers 28-7615001 and up, and PA-28-161.
- L - Used on PA-28-151 with serial numbers 28-7715254 and up, and PA-28-161.
- M - This assembly includes brake lines, fuel lines, pitot static lines (in left wing only) and inspection cover plates.
- N - Complete kit required if replacing safety walk compound painted on wing.
- P -
- Q -
- R - Used on PA-28-151 with serial numbers 28-7615001 and up, and PA-28-161 with serial numbers 28-7716001 thru 28-8116240.
- S - Used on PA-28-151 with serial numbers 28-7415001 and up, and PA-28-161 with serial numbers 28-7716001 thru 28-8116010.
- T - Used if recognition lights are installed.
- U - Used on PA-28-151 with serial numbers 28-7615001 and up, and PA-28-161 with serial numbers 28-7716001 thru 28-8016075.

**PIPER AIRCRAFT
PA-28-151/161 WARRIOR
AIRPLANE PARTS CATALOG**

Figure and Index Number	Part Number	Code	Nomenclature	No. Req.	Serial Numbers Affected
2-	35109		DRAWING - Wing Installation		28-7415001 thru 28-7515459
	35630	K	DRAWING - Wing Installation		
	35108		DRAWING - Wing Assembly (Complete)		28-7415001 thru 28-7515459
-1	35113-04		WING ASSEMBLY - Left	1	28-7415001 thru 28-7515459
	35630-900	M	WING ASSEMBLY - Left	1	28-7615001 thru 28-7715253
	35630-960	L,M	WING ASSEMBLY - Left	1	
	35113-05		WING ASSEMBLY - Right	1	28-7415001 thru 28-7515459
	35630-901	M	WING ASSEMBLY - Right	1	28-7615001 thru 28-7715253
-2	35630-961	L,M	WING ASSEMBLY - Right	1	
	35299-00	A	* LEADING EDGE ASSEMBLY - Wing inboard, left	1	28-7415001 thru 28-7415642
	35299-06	A	* LEADING EDGE ASSEMBLY - Wing inboard, left	1	28-7415643 thru 28-7515459
	35630-906	A,K	* LEADING EDGE ASSEMBLY - Wing inboard, left	1	
	35299-01	A	* LEADING EDGE ASSEMBLY - Wing inboard, right	1	28-7415001 thru 28-7415642
-3	35299-07	A	* LEADING EDGE ASSEMBLY - Wing inboard, right	1	28-7415643 thru 28-7515459
	35630-907	A,K	* LEADING EDGE ASSEMBLY - Wing inboard, right	1	
	35118-00	A	* LEADING EDGE ASSEMBLY - Wing outboard, left	1	28-7415001 thru 28-7515459
	35630-908	A,K	* LEADING EDGE ASSEMBLY - Wing outboard, left	1	
	35118-01	A	* LEADING EDGE ASSEMBLY - Wing outboard, right	1	28-7415001 thru 28-7515459
-4	35630-909	A,K	* LEADING EDGE ASSEMBLY - Wing outboard, right	1	
	35117-00	B	* TRAILING EDGE ASSEMBLY - Wing aft section, left	1	28-7415001 thru 28-7515459
	35630-912	B	* TRAILING EDGE ASSEMBLY - Wing aft section, left	1	28-7615001 thru 28-7715253
	35630-972	B,L	* TRAILING EDGE ASSEMBLY - Wing aft section, left	1	
	35117-01	B	* TRAILING EDGE ASSEMBLY - Wing aft section, right	1	28-7415001 thru 28-7515459
-5	35630-913	B	* TRAILING EDGE ASSEMBLY - Wing aft section, right	1	28-7615001 thru 28-7715253
	35630-973	B,L	* TRAILING EDGE ASSEMBLY - Wing aft section, right	1	
	18457-00		* RING - Tie down	1	
	35725-02		* PAD - Jack	1	
	62095-00		* CHANNEL - Wing skin stiffener	2	
-7	410 043		* SCREW - (MS24694-S56)	2	
-8	35594-02	K	* STRAP - Spar splice, top and bottom (11.50 L.)	2	
-9	35594-05	K	* STRAP - Spar splice, top and bottom (24.50 L.)	2	
-10	35322-04	C	TANK ASSEMBLY - Fuel, left	1	28-7415001 thru 28-7515459
	35322-05	C	TANK ASSEMBLY - Fuel, right	1	28-7415001 thru 28-7515459
	35633-02	C,K	TANK ASSEMBLY - Fuel, left	1	
	35633-03	C,K	TANK ASSEMBLY - Fuel, right	1	
-11	35114-00	D	AILERON ASSEMBLY - Left	1	28-7415001 thru 28-7515459
	35114-01	D	AILERON ASSEMBLY - Right	1	28-7415001 thru 28-7515459
	35640-00	H,K	AILERON ASSEMBLY - Left	1	
	35640-01	H,K	AILERON ASSEMBLY - Right	1	
-12	65591-00	E	FLAP ASSEMBLY - Left	1	
	65590-01	E	FLAP ASSEMBLY - Right	1	
-13	35115-00	G	TIP ASSEMBLY - Wing, left	1	28-7415001 thru 28-7515459
	35115-10	F	TIP ASSEMBLY - Wing, left	1	28-7415001 thru 28-7515459
	35641-00	G,R	TIP ASSEMBLY - Wing, left	1	
	35641-10	F,R	TIP ASSEMBLY - Wing, left	1	
	36739-04	G	TIP ASSEMBLY - Wing, left	1	28-8116241 and up
	36739-02	F	TIP ASSEMBLY - Wing, left	1	28-8116241 and up
	36739-18	T	TIP ASSEMBLY - Wing, left	1	28-8516001 and up
	36739-62	T	TIP ASSEMBLY - Wing, left	1	2816110 and up
	35115-01	G	TIP ASSEMBLY - Wing, right	1	28-7415001 thru 28-7515459
	35115-11	F	TIP ASSEMBLY - Wing, right	1	28-7415001 thru 28-7515459
	35641-01	G,R	TIP ASSEMBLY - Wing, right	1	
	35641-11	F	TIP ASSEMBLY - Wing, right	1	
	36739-05	G	TIP ASSEMBLY - Wing, right	1	28-8116241 and up
	36739-03	F	TIP ASSEMBLY - Wing, right	1	28-8116241 and up
	36739-19	T	TIP ASSEMBLY - Wing, right	1	28-8516001 and up
	36739-63	T	TIP ASSEMBLY - Wing, right	1	2816110 and up

When ordering, always specify Part Number, Description, and Serial Number of Aircraft

Revised: July 30, 1994

PIPER AIRCRAFT PA-28-151/161 WARRIOR AIRPLANE PARTS CATALOG

Figure and Index Number	Part Number	Code	Nomenclature	No. Req.	Serial Numbers Affected
2-14a	35115-06		* STIFFENER - Wing tip, upper, left	1	28-7415001 thru 28-7515459
	35641-06	K	* STIFFENER - Wing tip, upper, left	1	
	35115-07		* STIFFENER - Wing tip, upper, right	1	
-14b	35641-07	K	* STIFFENER - Wing tip, upper, right	1	28-7415001 thru 28-7515459
	35115-08		* STIFFENER - Wing tip, lower, left	1	
	35641-08	K	* STIFFENER - Wing tip, lower, left	1	
-14c	35115-09		* STIFFENER - Wing tip, lower, right	1	28-7415001 thru 28-7515459
	35641-09	K	* STIFFENER - Wing tip, lower, right	1	
	36739-28	T	* LENS - Wing tip, left	1	
-14d	36739-29	T	* LENS - Wing tip, right	1	28-8516001 and up
	36806-02	T	* SHIELD - Recognition light, wing tip, left	1	28-8516001 and up
-15	763 848	N	* SHIELD - Recognition light, wing tip, right	1	28-8516001 and up
-16	79174-00		KIT - Pressure sensitive wing walk installation	1	
-17	79174-04		* WING WALK - Safety, wing	1	
-18	69736-02		* WING WALK - Safety, flap	1	
-19	179 872		* RETAINER - Wing walk	1	
-20	65773-00		SAFETY WALK COMPOUND - Black (one quart can)	AR	
-21	67723-00		MOULDING - Wing root	2	
-22	67723-01		PLATE ASSEMBLY - Aft wing access, left	1	
	63900-19		PLATE ASSEMBLY - Aft wing access, right	1	
-23	63900-20		BUSHING - Flap hinge, center and outboard	8	
-24	95061-108		BUSHING - Flap hinge, inboard	4	
-25	96926-00		BUSHING - Aileron hinge, center	2	28-7415001 thru 28 7515459
-25a	406 942		CHANNEL - Gang	6	
-26	406 927		CHANNEL - Gang (PS10062-2-7)	6	
-27	400 441		CHANNEL - Gang (PS10062-2-2)	4	
	407 564		BOLT - (AN3-7A)	4	28-7415001 thru 28-7515459
-28	404 887		WASHER - (AN960-10)	12	28-7415001 thru 28-7515459
	401 270		NUT - (MS20365-1032C)	4	28-7415001 thru 28 7515459
	407 564		BOLT - (AN3-11A)	4	
-29	404 887		WASHER - (AN960-10)	4	
	400 444		NUT - (MS20365-1032C)	4	
	407 564		BOLT - (AN3-13A)	2	28-7415001 thru 28-7515459
-30	404 887		WASHER - (AN960-10)	10	28-7415001 thru 28-7515459
	400 444		NUT - (MS20365-1032C)	2	28-7415001 thru 28-7515459
	407 564		BOLT - (AN3-13A)	2	
-31	404 887		WASHER - (AN960-10)	2	
	400 009		NUT - (MS20365-1032C)	2	
	402 680	K	BOLT - (AN4-14A)	2	
-32	407 565		BOLT - (NAS1104-17)	2	
	407 585		WASHER - (AN960-416)	AR	
	404 888		WASHER - (AN960-416L)	AR	
-33	404 561	U	NUT - (MS20365-428C)	2	
	404 530		NUT - (MS21045-4)	2	
	401 186	S	NUT - (MS21042-4)	2	28-8016076 and up
-34	402 915		BOLT - (AN5-6A)	2	
	407 566	S	BOLT - (NAS464P6LA6)	2	28-8116011 and up
	407 587		WASHER - (AN960-516)	AR	
-35	407 567		WASHER - (AN960-616L) (under head)	2	28-8116011 and up
	407 587		WASHER - (AN960-616)	AR	28-8116011 and up
	404 889	S	WASHER - (AN960-616L)	AR	28-8116011 and up
-36	404 532		NUT - (MS20365-524C)	2	
	402 351		NUT - (MS21042-6)	2	28-8116011 and up
	407 567		BOLT - (AN176-12A)	6	
-37	96352-03		WASHER - (AN960-616)	12	
	404 532		WASHER	6	
			NUT - (MS21042-6)	6	

When ordering, always specify Part Number, Description, and Serial Number of Aircraft

PIPER AIRCRAFT PA-28-151/161 WARRIOR AIRPLANE PARTS CATALOG

Figure and Index Number	Part Number	Code	Nomenclature	No. Req.	Serial Numbers Affected
2-34	402 352		BOLT - (AN176-13A)	18	
	407 567		WASH ER - (AN960-616)	32	
	96352-03		WASHER	18	
	404 890		NUT - (MS20365-624C)	18	28-7415001 thru 28-7515459
	404 532		NUT - (MS21042-6)	18	
-35	402 352		BOLT - (AN176-13A)	6	
	407 567		WASHER - (AN960-616)	15	
	404 532		NUT - (MS21042-6)	6	
-36	402 352		BOLT - (AN176-13A)	4	
	96352-03		WASHER	8	
	404 532		NUT - (MS21042-6)	4	
-37	402 349		BOLT - (AN176-14A)	2	
	407 567		WASHER - (AN960-616)	6	
	404 532		NUT - (MS21042-6)	2	
-38	415 535		SCREW - (MS35206-245)	32	
	407 583		WASHER - (AN960-8L)	32	
	477 640	K	NUT - (PS10062-5-3)	28	
-39	415 309		SCREW - (MS27039-0809)	40	
-40	415 312		SCREW - (MS27039-0812)	60	
-41	415 533		SCREW - (MS35206-243)	12	
-42	419 920		SCREW - (8 x 1/2 L) Type B	80	
	406 415		NUT - (A1789-8Z-3)	80	
-43	419 920		SCREW - (8 x 1/2 L) Type B	16	
	406 418		NUT - (NAS395-18-3)	16	
-44	415 320	K	SCREW - (MS27039-1-10)	26	
	407 564	K	WASHER - (AN960-10)	26	
	404 887	K	NUT - (MS20365-1032C)	26	
-45	96927-00		CHANNEL ASSEMBLY - Gang, bottom, forward	2	
-46	96926-00		CHANNEL ASSEMBLY - Gang, bottom, rear	2	
-47	35664-02		PLACARD - Flap warning	1	
-48	35429-00		COVER - Leading edge	2	28-7415001 thru 28 7515459
	38118-05	K	COVER - Leading edge	2	
-49	62109-00		COVER - Inspection	10	
-50	63942-00		COVER - Wing bolt, left	1	
	63942-01		COVER - Wing bolt, right	1	
-51	453 966		BUTTON - Plug (HS48172-K2215)	2	
-52	415 312		SCREW - (MS27039-0812)	AR	
-53	415 309		SCREW - (MS27039-0809)	AR	
-54	87341-04		PLACARD - No step	2	
-55	62121-00		SHIM - Wing attachment	2	
-56	63595-00		BUTTON ASSEMBLY - Plug, gear service access (with retaining ring)	2	
-57	35802-03		STALL STRIP	2	28-8016363 and up

When ordering, always specify Part Number, Description, and Serial Number of Aircraft

Revised: July 30, 1994

PIPER AIRCRAFT
PA-28-151/161 WARRIOR
AIRPLANE PARTS CATALOG

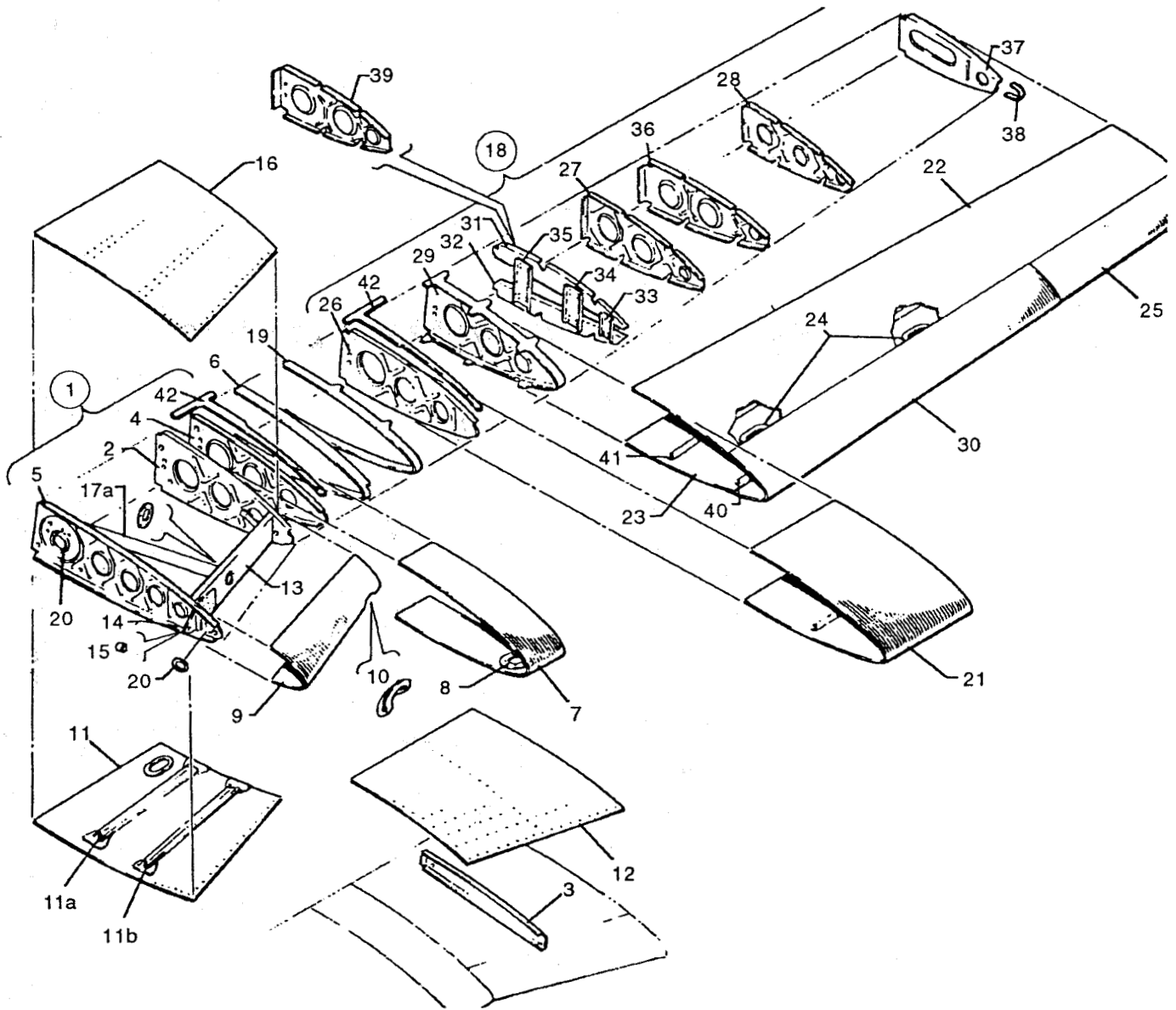


Figure 3. Wing Leading Edge Assembly

**PIPER AIRCRAFT
PA-28-151/161 WARRIOR
AIRPLANE PARTS CATALOG**

CODE EXPLANATIONS FOR FIGURE 3

- A - Used on PA-28-151 with serial numbers 28-7415531, 27-7415535, 27-7415536, 28-7415539 thru 28-7515459. Also used on PA-28-151 with serial numbers 28-7415001 to 28-7415530, 28-7415332 to 28-7415534, 28-7415537 and 28-7415538 if Wing Reinforcement Modification Kit 760 878 has been installed per Service Bulletin 424.
- B -
- C - Used on PA-28-151 with serial numbers 28-7615001 and up, and PA-28-161.
- D - Used if the forward spar fitting assembly incorporates an aluminum attaching plate.

PIPER AIRCRAFT PA-28-151/161 WARRIOR AIRPLANE PARTS CATALOG

Figure and Index Number	Part Number	Code	Nomenclature	No. Req.	Serial Numbers Affected
3-1	35299-00		LEADING EDGE ASSEMBLY - Wing inboard, left	1	28-7415001 thru 28-7415642
	35299-06		LEADING EDGE ASSEMBLY - Wing inboard, left	1	28-7415643 thru 28-7515459
	35630-906	C	LEADING EDGE ASSEMBLY - Wing inboard, left	1	
	35299-01		LEADING EDGE ASSEMBLY - Wing inboard, right	1	28-7415001 thru 28-7415642
	35299-07		LEADING EDGE ASSEMBLY - Wing inboard, right	1	28-7415643 thru 28-7515459
	35630-907	C	LEADING EDGE ASSEMBLY - Wing inboard, right	1	
-2	35426-00		* RIB ASSEMBLY - Wing nose, Sta. 49.25, left	1	28-7415001 thru 28-7415642
	35426-02		* RIB ASSEMBLY - Wing nose, Sta. 49.25, left	1	28-7415643 thru 28-7515459
	62021-00	C	* RIB ASSEMBLY - Wing nose, Sta. 49.25, left	1	
	35426-01		* RIB ASSEMBLY - Wing nose, Sta. 49.25, right	1	28-7415001 thru 28-7415642
	35426-03		* RIB ASSEMBLY - Wing nose, Sta. 49.25, right	1	28-7415643 thru 28-7515459
	62021-01	C	* RIB ASSEMBLY - Wing nose, Sta. 49.25, right	1	
-3	62066-00		* RIB - Wing walk, right	1	
-4	62130-03		* RIB - Wing nose, Sta. 57.00, left	1	28-7415001 thru 28-7415642
	35299-04		* RIB - Wing nose, Sta. 57.00, left	1	28-7415643 thru 28-7515459
	35642-00	C	* RIB - Wing nose, Sta. 57.00, left	1	
	62130-04		* RIB - Wing nose, Sta. 57.00, right	1	28-7415001 thru 28-7415642
	35299-05		* RIB - Wing nose, Sta. 57.00, right	1	28-7415643 thru 28-7515459
	35642-01	C	* RIB - Wing nose, Sta. 57.00, right	1	
-5	95639-02		* RIB - Wing nose, root, left	1	
	95639-03		* RIB - Wing nose, root, right	1	
-6	62091-00		* STRAP - Fuel tank attachment	1	28-7415001 thru 28-7515459
	62091-02	C	* STRAP - Fuel tank attachment	1	
-7	35427-00		* SKIN ASSEMBLY - Inboard wing, left	1	28-7415001 thru 28-7515459
	35427-01		* SKIN ASSEMBLY - Inboard wing, right	1	28-7415001 thru 28-7515459
	38118-00	C	* SKIN ASSEMBLY - Inboard wing	1	
-8	35428-00		** DOUBLER ASSEMBLY - Leading edge wing	1	28-7415001 thru 28-7515459
	38118-03	C	** DOUBLER ASSEMBLY - Leading edge wing	1	
-9	68113-200		* SKIN ASSEMBLY - Leading edge, left	1	
	68113-201		* SKIN ASSEMBLY - Leading edge, right	1	
	68111-00		** DOUBLER - Air inlet	1	
-11	62086-08		* SKIN ASSEMBLY - Bottom inboard root, left	1	28-7415001 thru 28-7415642
	62086-14		* SKIN ASSEMBLY - Bottom inboard root, left	1	28-7415643 thru 28-7515459
	62086-00	C	* SKIN ASSEMBLY - Bottom inboard root, left	1	
	62086-09		* SKIN ASSEMBLY - Bottom inboard root, right	1	28-7415001 thru 28-7415642
	62086-15		* SKIN ASSEMBLY - Bottom inboard root, right	1	28-7415643 thru 28-7515459
	62086-01	C	* SKIN ASSEMBLY - Bottom inboard root, right	1	
-11a	62086-05		* STIFFENER - Bottom inboard skin, left, forward	1	
	62086-06		* STIFFENER - Bottom inboard skin, left, rear	1	
-11b	62086-02		* STIFFENER - Bottom inboard skin, right, rear	1	
	62086-03		* STIFFENER - Bottom inboard skin, right, forward	1	
-12	62061-02		* WING WALK - Forward, right	1	
-13	66623-00		* SPAR - Leading edge, inboard, left	1	
	66623-01		* SPAR - Leading edge, inboard, right	1	
-14	66761-02		* FITTING ASSEMBLY - Forward spar, left	1	
	66761-03		* FITTING ASSEMBLY - Forward spar, right	1	
-15	63900-30	D	* BUSHING - Forward spar attachment	1	
-16	62087-00		* SKIN ASSEMBLY - Top, inboard root, left	1	
-17	66621-00		* DOUBLER - Forward spar	1	
-17a	66620-00		* TUBE ASSEMBLY - Fresh air vent	1	
-18	35118-00		LEADING EDGE ASSEMBLY - Wing outboard, left	1	28-7415001 thru 28-7515459
	35630-908	C	LEADING EDGE ASSEMBLY - Wing outboard, left	1	
	35118-01		LEADING EDGE ASSEMBLY - Wing outboard, right	1	28-7415001 thru 28-7515459
	35630-909	C	LEADING EDGE ASSEMBLY - Wing outboard, right	1	
-19	35140-02		* STRAP - Fuel tank attachment, Sta. 88.75	1	
-20	68119-00		* GASKET - Air duct	2	
-21	35118-04		* SKIN - Middle section, left	1	
	35118-05		* SKIN - Middle section, right	1	

When ordering, always specify Part Number, Description, and Serial Number of Aircraft

**PIPER AIRCRAFT
PA-28-151/161 WARRIOR
AIRPLANE PARTS CATALOG**

Figure and Index Number	Part Number	Code	Nomenclature	No. Req.	Serial Numbers Affected
3-22	35118-06		* SKIN - Aft, top, left	1	
	35118-24	C	* SKIN - Aft, top, left	1	
	35118-07		* SKIN - Aft, top, right	1	28-7415001 thru 28-7515459
	35118-25	C	* SKIN - Aft, top, right	1	
-23	35118-08		* SKIN - Aft, bottom, left	1	28-7415001 thru 28-7515459
	35118-953	C	* SKIN ASSEMBLY - Aft, bottom, left	1	
	35118-09		* SKIN ASSEMBLY - Aft, bottom, right	1	28-7415001 thru 28-7515459
	35118-954	C	* SKIN - Aft, bottom, right	1	
-24	95094-00		** DOUBLER - Cover plate attachment	2	
-25	35118-49		* SKIN - Forward, left	1	
	35118-47		* SKIN - Forward, right	1	
-26	62049-00		* RIB - Wing nose, Sta. 88.75, left	1	
	62049-01		* RIB - Wing nose, Sta. 88.75, right	1	
-27	35165-00		* RIB - Wing nose, Sta. 140.09, left	1	28-7415001 thru 28-7515459
	35118-30	C	* RIB - Wing nose, Sta. 131.60, left	1	
	35165-01		* RIB - Wing nose, Sta. 140.09, right	1	28-7415001 thru 28-7515459
	35118-31	C	* RIB - Wing nose, Sta. 131.60, right	1	
-28	35166-00		* RIB - Wing nose, Sta. 174.00, left	1	
	35166-01		* RIB - Wing nose, Sta. 174.00, right	1	
-29	35182-00		* RIB ASSEMBLY - Wing nose, Sta. 106.19, left	1	
	35182-01		* RIB ASSEMBLY - Wing nose, Sta. 106.19, right	1	
-30	35118-10		* SKIN - Forward, left	1	28-7415001 thru 28-7515459
	35118-28	C	* SKIN - Forward, left	1	
	35118-11		* SKIN - Forward, right	1	28-7415001 thru 28-7515459
	35118-29	C	* SKIN - Forward, right	1	
-31	35593-02	A	* RIB - Wing nose, upper, left, Sta. 117.50	1	
	35593-03	A	* RIB - Wing nose, upper, right, Sta. 117.50	1	
-32	35593-04	A	* RIB - Wing nose, lower, left, Sta. 117.50	1	
	35593-05	A	* RIB - Wing nose, lower, right, Sta. 117.50	1	
-33	35591-02	A	* CHANNEL - Leading edge rib	1	
-34	35591-03	A	* CHANNEL - Leading edge rib	1	
-35	35591-04	A	* CHANNEL - Leading edge rib	1	
-36	35118-22	C	* RIB - Wing nose, Sta. 148.60, left	1	
	35118-23	C	* RIB - Wing nose, Sta. 148.60, right	1	
-37	35615-02	C	* RIB - Wing nose, Sta. 206.70, left	1	
	35615-03	C	* RIB - Wing nose, Sta. 206.70, right	1	
-38	35615-04	C	* STRAP - Skin attachment, Sta. 206.70, left	1	
	35615-05	C	* STRAP - Skin attachment, Sta. 206.70, right	1	
-39	35592-00	C	* RIB - Wing nose, Sta. 117.50, left	1	
	35592-01	C	* RIB - Wing nose, Sta. 117.50, right	1	
-40	35118-12		* STRINGER - Skin, leading edge	1	
-41	35118-13		* STRINGER - Skin, leading edge	1	
-42	96844-03		SPACER - Wing	2	28-8216165 and up

When ordering, always specify Part Number, Description, and Serial Number of Aircraft

Reissued: December 1, 1989

PIPER AIRCRAFT
PA-28-151/161 WARRIOR
AIRPLANE PARTS CATALOG

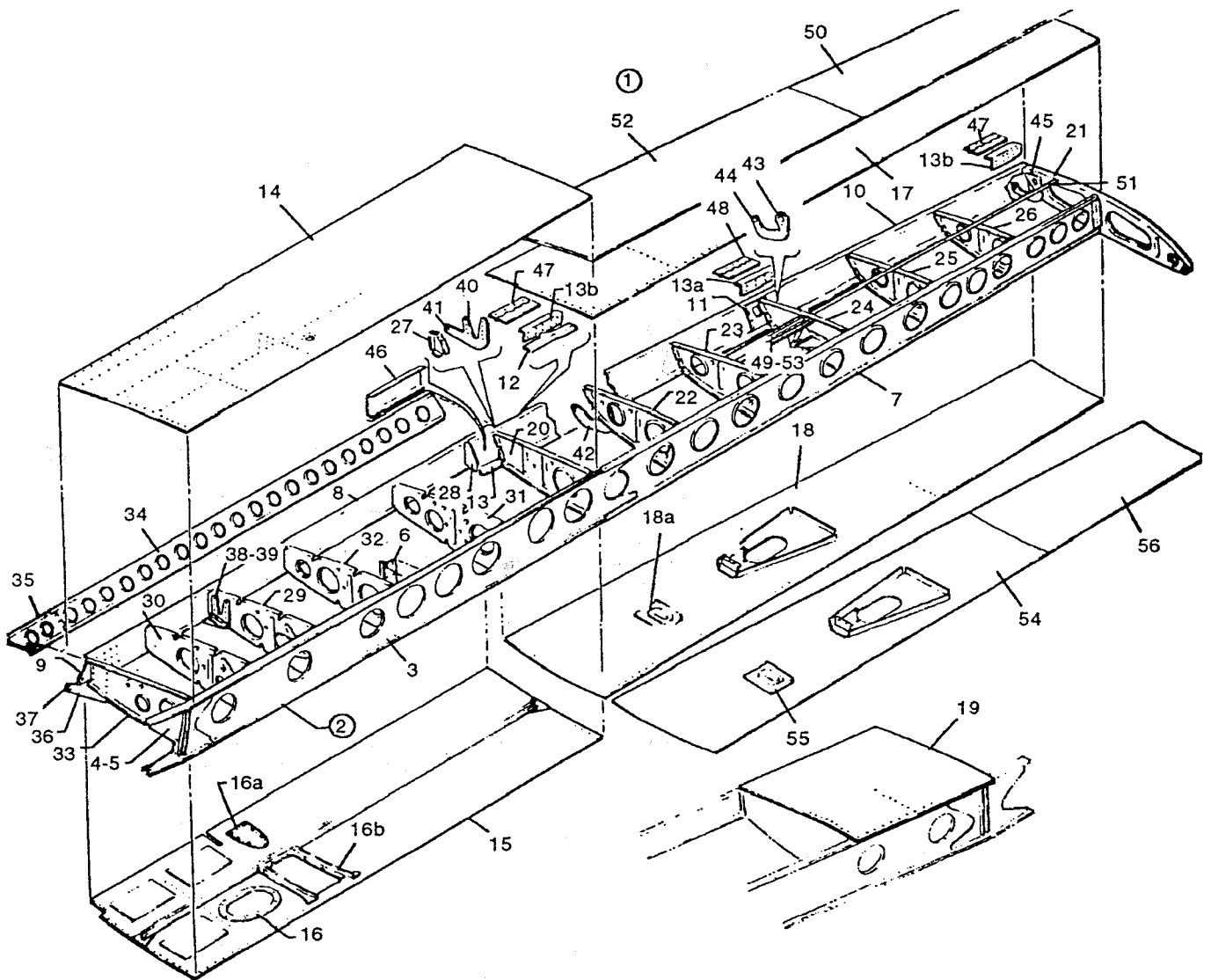


Figure 4. Wing Trailing Edge Assembly

**PIPER AIRCRAFT
PA-28-151/161 WARRIOR
AIRPLANE PARTS CATALOG**

CODE EXPLANATIONS FOR FIGURE 4

- A -
- B - Used on PA-28-151 with serial numbers 28-7615001 and up, and PA-28-161.
- C - Used on PA-28-151 with serial numbers 28-7715254 and up, and PA-28-161.
- D - Used on PA-28-151 with serial numbers 28-7615001 and up, and PA-28-161 with serial numbers 28-7716001 thru 28-7916029.
- E - Used on PA-28-151 with serial numbers 28-7715254 and up, and PA-28-161 with serial numbers 28-7716001 thru 28-7916029.
- F -
- G - Used on PA-28-151 with serial numbers 28-7715254 and up, and PA-28-161 with serial numbers 28-7716001 thru 28-8016271.
- H - Used on PA-28-151 with serial numbers 28-7615001 and up, and PA-28-161 with serial numbers 28-7716001 thru 28-8016271.

PIPER AIRCRAFT

PA-28-151/161 WARRIOR

AIRPLANE PARTS CATALOG

Figure and Index Number	Part Number	Code	Nomenclature	No. Req.	Serial Numbers Affected
4-1	35117-00		TRAILING EDGE ASSEMBLY - Wing aft section, left	1	28-7415001 thru 28-7515459
	35630-912		TRAILING EDGE ASSEMBLY - Wing aft section, left	1	28-7615001 thru 28-7715253
	35630-972	C	TRAILING EDGE ASSEMBLY - Wing aft section, left	1	
	35117-01		TRAILING EDGE ASSEMBLY - Wing aft section, right	1	28-7415001 thru 28-7515459
	35630-913		TRAILING EDGE ASSEMBLY - Wing aft section, right	1	28-7615001 thru 28-7715253
-2	35630-973	C	TRAILING EDGE ASSEMBLY - Wing aft section, right	1	
	35168-00		* SPAR ASSEMBLY - Wing main, left	1	28-7415001 thru 28-7515459
	35168-08	B	* SPAR ASSEMBLY - Wing main, left	1	
	35168-01		* SPAR ASSEMBLY - Wing main, right	1	28-7415001 thru 28-7515459
-3	35168-09	B	* SPAR ASSEMBLY - Wing main, right	1	
	35168-04		** SPAR ASSEMBLY - Main inboard, left	1	28-7415001 thru 28-7515459
	62073-02	B	** SPAR ASSEMBLY - Main inboard, left	1	
	35168-05		** SPAR ASSEMBLY - Main inboard, right	1	28-7415001 thru 28-7515459
-5	62073-03	B	** SPAR ASSEMBLY - Main inboard, right	1	
	62071-00		** DOUBLER ASSEMBLY - Forward, left	1	
	62071-01		** DOUBLER ASSEMBLY - Forward, right	1	
	62072-00		** DOUBLER ASSEMBLY - Aft, left	1	
-6	62072-01		** DOUBLER ASSEMBLY - Aft, right	1	
	62079-00		** TEE - Landing gear attachment	1	
-7	35168-02		** SPAR ASSEMBLY - Main, outboard, left	1	28-7415001 thru 28-7515459
	35168-12	B	** SPAR ASSEMBLY - Main, outboard, left	1	
	35168-03		** SPAR ASSEMBLY - Main, outboard, right	1	28-7415001 thru 28-7515459
	35168-13	B	** SPAR ASSEMBLY - Main, outboard, right	1	
-8	35174-00		* SPAR ASSEMBLY - Wing aft, inboard, left	1	28-7415001 thru 28-7515459
	35174-04	B	* SPAR ASSEMBLY - Wing aft, inboard, left	1	
	35174-01		* SPAR ASSEMBLY - Wing aft, inboard, right	1	28-7415001 thru 28-7515459
	35174-05	B	* SPAR ASSEMBLY - Wing aft, inboard, right	1	
-9	66762-00		** PLATE - Aft spar	1	
-10	35176-00		* SPAR ASSEMBLY - Wing aft, outboard, left	1	28-7415001 thru 28-7515459
	35632-02	B	* SPAR ASSEMBLY - Wing aft, outboard, left	1	
	35176-01		* SPAR ASSEMBLY - Wing aft, outboard, right	1	28-7415001 thru 28-7515459
	35632-03	B	* SPAR ASSEMBLY - Wing aft, outboard, right	1	
-11	35176-04		** DOUBLER - Aft spar, rear, left	1	28-7415001 thru 28-7515459
	35176-05		** DOUBLER - Aft spar, rear, right	1	28-7415001 thru 28-7515459
-12	35418-00		** CAP - Rear spar, upper, left, Sta. 106.19	1	28-7415001 thru 28-7515459
	35418-01		** CAP - Rear spar, upper, right, Sta. 106.19	1	28-7415001 thru 28-7515459
-13	35419-00		** CAP - Rear spar, lower, left, Sta. 106.19	1	28-7415001 thru 28-7515459
	35419-01		** CAP - Rear spar, lower, right, Sta. 106.19	1	28-7415001 thru 28-7515459
-13a	62105-02	B	** DOUBLER - Aft spar, rear	1	
-13b	62105-00	B	** DOUBLER - Aft spar, rear	2	
-14	35420-00		* SKIN ASSEMBLY - Top, inboard, left	1	28-7415001 thru 28-7515459
	35420-04	B	* SKIN ASSEMBLY - Top, inboard, left	1	
	35422-00		* SKIN ASSEMBLY - Top, inboard, right	1	28-7415001 thru 28-7515459
	35422-04	B	* SKIN ASSEMBLY - Top, inboard, right	1	
-15	35421-00		* SKIN ASSEMBLY - Bottom, inboard, left	1	28-7415001 thru 28-7515459
	35421-04	B	* SKIN ASSEMBLY - Bottom, inboard, left	1	
	35421-01		* SKIN ASSEMBLY - Bottom, inboard, right	1	28-7415001 thru 28-7515459
	35421-05	B	* SKIN ASSEMBLY - Bottom, inboard, right	1	
-16	35362-00		** DOUBLER - Wing skin, Sta. 42.72	1	
-16a	37897-02	B	** DOUBLER ASSEMBLY - Main gear strut fairing attachment	1	
				1	
-16b	65690-00		** DOUBLER - Fairing plate, left	1	
	65690-01		** DOUBLER - Fairing plate, right	1	
-17	35117-04		* SKIN - Top, outboard, left	1	28-7415001 thru 28-7515459
	35603-800	D	* SKIN ASSEMBLY - Top, outboard, left	1	
	35117-05		* SKIN - Top, outboard, right	1	28-7415001 thru 28-7515459
	35603-801	D	* SKIN ASSEMBLY - Top, outboard, right	1	

When ordering, always specify Part Number, Description, and Serial Number of Aircraft

PIPER AIRCRAFT

PA-28-151/161 WARRIOR

AIRPLANE PARTS CATALOG

Figure and Index Number	Part Number	Code	Nomenclature	No. Req.	Serial Numbers Affected
4-18	35117-06		* SKIN ASSEMBLY - Bottom, outboard, left	1	28-7415001 thru 28-7515459
	35634-00		* SKIN ASSEMBLY - Bottom, outboard, left	1	28-7615001 thru 28-7715253
	35634-04	G	* SKIN ASSEMBLY - Bottom, outboard, left	1	
	35117-07		* SKIN ASSEMBLY - Bottom, outboard, right	1	28-7415001 thru 28-7515459
	35634-01		* SKIN ASSEMBLY - Bottom, outboard, right	1	28-7615001 thru 28-7715253
	35634-05	G	* SKIN ASSEMBLY - Bottom, outboard, right	1	
-18a	35573-00	H	** DOUBLER ASSEMBLY - Pitot head, left	1	
-19	62061-04		* SKIN ASSEMBLY - Wing walk, right	1	
-20	35163-00		* RIB - Sta. 106.19, left	1	28-7415001 thru 28-7515459
	35616-00	B	* RIB - Sta. 106.19, left	1	
	35163-01		* RIB - Sta. 106.19, right	1	28-7415001 thru 28-7515459
	35616-01	B	* RIB - Sta. 106.19, right	1	
-21	35167-02		* RIB - Sta. 207.65, left	1	28-7415001 thru 28-7515459
	35637-00	B	* RIB - Sta. 207.65, left	1	
	35167-03		* RIB - Sta. 207.65, right	1	28-7415001 thru 28-7515459
	35637-01	B	* RIB - Sta. 207.65, right	1	
-22	35169-00		* RIB - Sta. 123.15, left	1	28-7415001 thru 28-7515459
	35617-00	B	* RIB - Sta. 123.15, left	1	
	35169-01		* RIB - Sta. 123.15, right	1	28-7415001 thru 28-7515459
	35617-01	B	* RIB - Sta. 123.15, right	1	
-23	35170-00		* RIB - Sta. 140.09, left	1	28-7415001 thru 28-7515459
	35618-00	B	* RIB - Sta. 140.09, left	1	
	35170-01		* RIB - Sta. 140.09, right	1	28-7415001 thru 28-7515459
	35618-01	B	* RIB - Sta. 140.09, right	1	
-24	35171-00		* RIB ASSEMBLY - Sta. 157.00, left	1	28-7415001 thru 28-7515459
	35619-00		* RIB ASSEMBLY - Sta. 157.00, left	1	28-7615001 thru 28-7715253
	35619-04	C	* RIB ASSEMBLY - Sta. 157.00, left	1	
	35171-01		* RIB ASSEMBLY - Sta. 157.00, right	1	28-7415001 thru 28-7515459
	35619-01		* RIB ASSEMBLY - Sta. 157.00, right	1	28-7615001 thru 28-7715253
	35619-05	C	* RIB ASSEMBLY - Sta. 157.00, right	1	
-25	35172-00		* RIB - Sta. 174.00, left	1	28-7415001 thru 28-7515459
	35620-00	B	* RIB - Sta. 174.00, left	1	
	35172-01		* RIB - Sta. 174.00, right	1	28-7415001 thru 28-7515459
	35620-01	B	* RIB - Sta. 174.00, right	1	
-26	35173-00		* RIB - Sta. 190.00, left	1	28-7415001 thru 28-7515459
	35621-00	B	* RIB - Sta. 190.00, left	1	
	35173-01		* RIB - Sta. 190.00, right	1	28-7415001 thru 28-7515459
	35621-01	B	* RIB - Sta. 190.00, right	1	
-27	35220-01		* RIB - Sta. 106.19, aft, left	1	28-7415001 thru 28-7515459
	35220-00		* RIB - Sta. 106.19, aft, right	1	28-7415001 thru 28-7515459
-28	35416-00		* RIB - Sta. 101.39, aft, left	1	28-7415001 thru 28-7515459
	35416-01		* RIB - Sta. 101.39, aft, right	1	28-7415001 thru 28-7515459
-29	35378-00		* RIB ASSEMBLY - Sta. 49.25, left	1	
	35378-01		* RIB ASSEMBLY - Sta. 49.25, right	1	
-30	66597-00		* RIB - Sta. 36.22, left	1	
	66597-01		* RIB - Sta. 36.22, right	1	
-31	66598-00		* RIB - Sta. 86.03, left	1	
	66598-01		* RIB - Sta. 86.03, right	1	
-32	66599-00		* RIB - Sta. 64.59, left	1	
	66599-01		* RIB - Sta. 64.59, right	1	
-33	95636-00		* RIB - Sta. 24.24, left	1	
	95636-01		* RIB - Sta. 24.24, right	1	
-34	62129-04		* STIFFENER - Outboard, left	1	
	62129-03		* STIFFENER - Outboard, right	1	
-35	62129-08		* STIFFENER - Inboard, left	1	
	62129-07		* STIFFENER - Inboard, right	1	
-36	65898-00		* SUPPORT ASSEMBLY - Flap, inboard, left	1	
	65898-01		* SUPPORT ASSEMBLY - Flap, inboard, right	1	

When ordering, always specify Part Number, Description, and Serial Number of Aircraft

Reissued: December 1, 1989

PIPER AIRCRAFT PA-28-151/161 WARRIOR AIRPLANE PARTS CATALOG

Figure and Index Number	Part Number	Code	Nomenclature	No. Req.	Serial Numbers Affected
4-37	452 387		* 4 BEARING - (KP3A)	1	
-38	65898-04		* SUPPORT ASSEMBLY - Flap, center	1	
-39	452 387		** BEARING - (KP3A)	1	
-40	35425-00		* SUPPORT ASSEMBLY - Flap, outboard	1	28-7415001 thru 28-7515459
	65898-07	B	* SUPPORT ASSEMBLY - Flap, outboard	1	
-41	452 387		** BEARING - (KP3A)	1	
-42	35435-00		* SUPPORT - Aileron, Sta. 123.15, left	1	28-7415001 thru 28-7515459
	35435-01		* SUPPORT - Aileron, Sta. 123.15, right	1	28-7415001 thru 28-7515459
-43	35249-00		* SUPPORT - Aileron, Sta. 157.00, left	1	28-7415001 thru 28-7525459
	35249-01		* SUPPORT - Aileron, Sta. 157.00, right	1	28-7415001 thru 28-7515459
-44	452 544		** BEARING - (MS20201-KP3A)	1	28-7415001 thru 28-7515459
-45	35431-00		* SUPPORT - Aileron, Sta. 206.70	1	28-7415001 thru 28-7515459
	35431-01		* SUPPORT - Aileron, Sta. 206.70	1	28-7415001 thru 28-7515459
-46	35632-04	B	* DOUBLER - Aft spar, rear, left	1	
	35632-05	B	* DOUBLER - Aft spar, rear, right	1	
-47	62371-08	B	* HINGE ASSEMBLY - Aileron	2	
-48	35636-00	B	* HINGE ASSEMBLY - Aileron	1	
-49	35731-00	E	* CHANNEL ASSEMBLY - Bellcrank support, upper, left	1	
	35731-01	E	* CHANNEL ASSEMBLY - Bellcrank support, upper, right	1	
-50	35603-20		* SKIN - Top, outboard, left	1	28-7916030 and up
	35603-21		* SKIN - Top, outboard, right	1	28-7916030 and up
-51	86517-02		** STRINGER - Support	1	28-7916030 and up
-52	35603-26		* SKIN - Top, center, left	1	28-7916030 and up
	35603-27		* SKIN - Top, center, right	1	28-7916030 and up
-53	35731-00		** CHANNEL ASSEMBLY - Bellcrank support, left	1	28-7916030 and up
	35731-01		** CHANNEL ASSEMBLY - Bellcrank support, right	1	28-7916030 and up
-54	35634-10		* SKIN ASSEMBLY - Bottom, center, left	1	28-8016272 and up
	35634-11		* SKIN ASSEMBLY - Bottom, center, right	1	28-8016272 and up
-55	35573-00		** DOUBLER ASSEMBLY - Pitot head, left	1	28-8016272 and up
-56	35634-14		* SKIN - Bottom, outboard, left	1	28-8016272 and up
	35634-15		* SKIN - Bottom, outboard, right	1	28-8016272 and up

When ordering, always specify Part Number, Description, and Serial Number of Aircraft

PIPER AIRCRAFT
PA-28-151/161 WARRIOR
AIRPLANE PARTS CATALOG

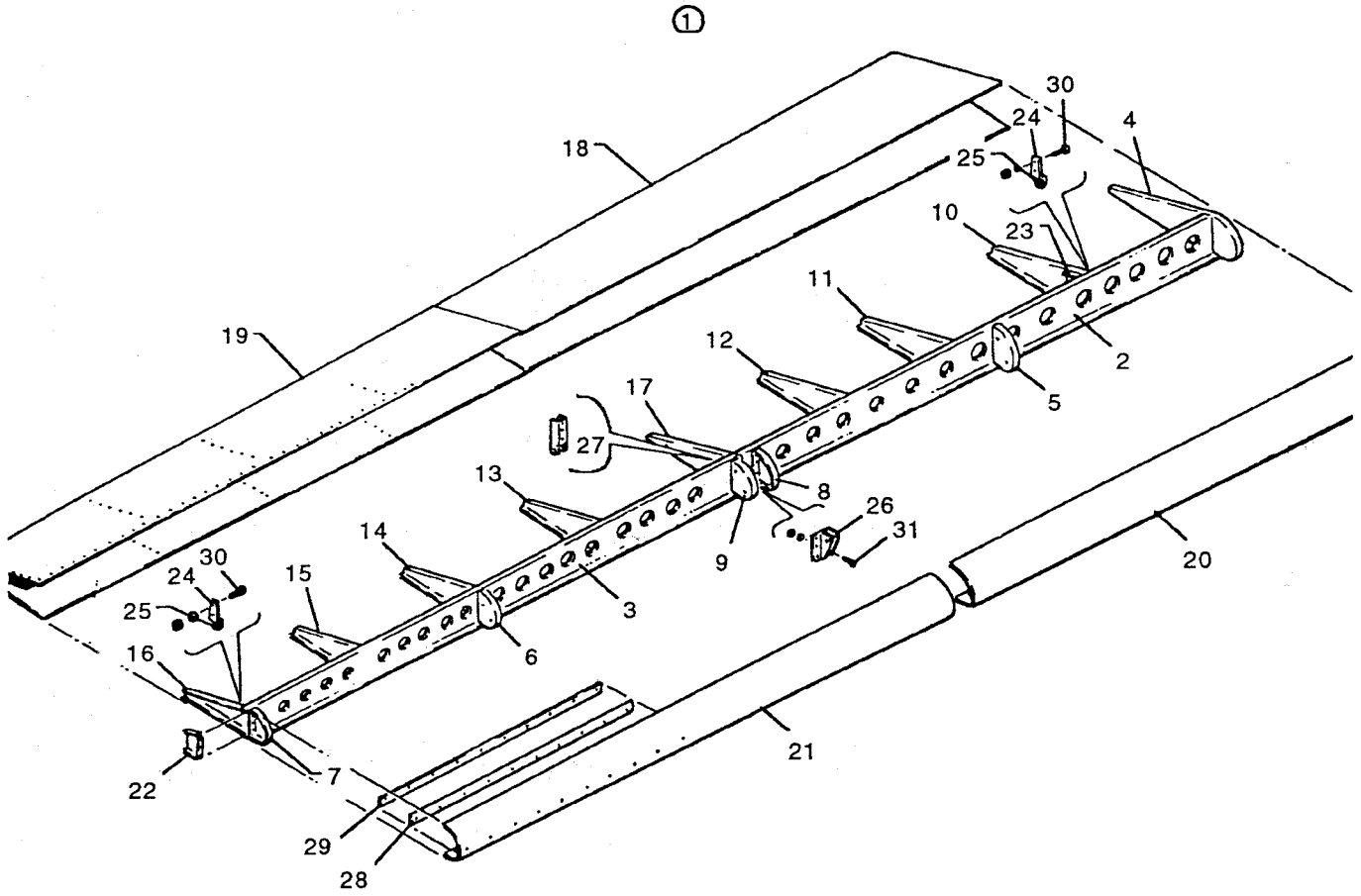


Figure 5. Aileron Assembly
(28-7415001 thru 28-7515459)

Reissued: December 1, 1989

**PIPER AIRCRAFT
PA-28-151/161 WARRIOR
AIRPLANE PARTS CATALOG**

CODE EXPLANATIONS FOR FIGURE 5

**PIPER AIRCRAFT
PA-28-151/161 WARRIOR
AIRPLANE PARTS CATALOG**

Figure and Index Number	Part Number	Code	Nomenclature	No. Req.	Serial Numbers Affected
5-1	35114-00		AILERON ASSEMBLY - Left	1	
	35114-01		AILERON ASSEMBLY - Right	1	
-2	35390-00		* SPAR - Aileron, inboard, left	1	
	35390-01		* SPAR - Aileron, inboard, right	1	
-3	35390-02		* SPAR - Aileron, outboard, left	1	
	35390-03		* SPAR - Aileron, outboard, right	1	
-4	35226-00		* RIB - Aileron, Sta. 107.10, left	1	
	35226-01		* RIB - Aileron, Sta. 107.10, left	1	
-5	35238-00		* RIB - Aileron nose, Sta. 130.50, left	1	
	35238-01		* RIB - Aileron nose, Sta. 130.50, right	1	
-6	35240-00		* RIB - Aileron nose, Sta. 182.97, left	1	
	35240-01		* RIB - Aileron nose, Sta. 182.97, right	1	
-7	35241-00		* RIB - Aileron nose, Sta. 206.95, left	1	
	35241-01		* RIB - Aileron nose, Sta. 206.95, right	1	
-8	35393-01		* RIB - Aileron nose, Sta. 154.43, left	1	
	35393-00		* RIB - Aileron nose, Sta. 154.43, right	1	
-9	35394-00		* RIB - Aileron nose, Sta. 157.50, left	1	
	35394-01		* RIB - Aileron nose, Sta. 157.50, right	1	
-10	35380-00		* RIB - Aileron, Sta. 123.24, left	1	
	35380-01		* RIB - Aileron, Sta. 123.24, right	1	
-11	35381-00		* RIB - Aileron, Sta. 133.58, left	1	
	35381-01		* RIB - Aileron, Sta. 133.58, right	1	
-12	35382-00		* RIB - Aileron, Sta. 144.00, left	1	
	35382-01		* RIB - Aileron, Sta. 144.00, right	1	
-13	35383-00		* RIB - Aileron, Sta. 169.62, left	1	
	35383-01		* RIB - Aileron, Sta. 169.62, right	1	
-14	35384-00		* RIB - Aileron, Sta. 182.97, left	1	
	35384-01		* RIB - Aileron, Sta. 182.97, right	1	
-15	35385-00		* RIB - Aileron, Sta. 194.97, left	1	
	35385-01		* RIB - Aileron, Sta. 194.97, right	1	
-16	35388-00		* RIB - Aileron, Sta. 206.95, left	1	
	35388-01		* RIB - Aileron, Sta. 206.95, right	1	
-17	35392-00		* RIB - Aileron, Sta. 156.56, left	1	
	35392-01		* RIB - Aileron, Sta. 156.56, right	1	
-18	35114-02		* SKIN - Aileron, inboard, left	1	
	35114-03		* SKIN - Aileron, inboard, right	1	
-19	35114-04		* SKIN - Aileron, outboard, left	1	
	35114-05		* SKIN - Aileron, outboard, right	1	
-20	35114-06		* SKIN - Aileron nose, inboard, left	1	
	35114-07		* SKIN - Aileron nose, inboard, right	1	
-21	35114-08		* SKIN - Aileron nose, outboard, left	1	
	35114-09		* SKIN - Aileron nose, outboard, right	1	
-22	35386-00		* DOUBLER - Aileron, left	1	
	35386-01		* DOUBLER - Aileron, right	1	
-23	35387-00		* DOUBLER - Aileron, left	1	
	35387-01		* DOUBLER - Aileron, right	1	
-24	35389-00		* HINGE ASSEMBLY - Aileron, left	2	
	35389-01		* HINGE ASSEMBLY - Aileron, right	2	
-25	452 584		* * BEARING - (PS10020-7-3)	1	
-26	35395-00		* FITTING - Aileron actuator, left	1	
	35395-01		* FITTING - Aileron actuator, right	1	
-27	35470-00		* FITTING - Aileron center hinge, left	1	
	35470-01		* FITTING - Aileron center hinge, right	1	
-28	35527-00		* WEIGHT - Aileron balance	1	
-29	35528-00		* RETAINER - Aileron balance weight	1	
-30	401 266		* BOLT - (AN3-5A)	4	
	407 584		* WASHER - (AN960-10L)	4	
	404 887		* NUT - (MS20365-1032C)	4	

When ordering, always specify Part Number, Description, and Serial Number of Aircraft

Reissued: December 1, 1989

**PIPER AIRCRAFT
PA-28-151/161 WARRIOR
AIRPLANE PARTS CATALOG**

Figure and Index Number	Part Number	Code	Nomenclature	No. Req.	Serial Numbers Affected
5-31	410 039		* SCREW - (MS24694-S51)	2	
	407 584		* WASHER - (AN960-10L)	2	
	404 887		* NUT - (MS20365-1032C)	2	

When ordering, always specify Part Number, Description, and Serial Number of Aircraft

Reissued: December 1, 1989

PIPER AIRCRAFT
PA-28-151/161 WARRIOR
AIRPLANE PARTS CATALOG

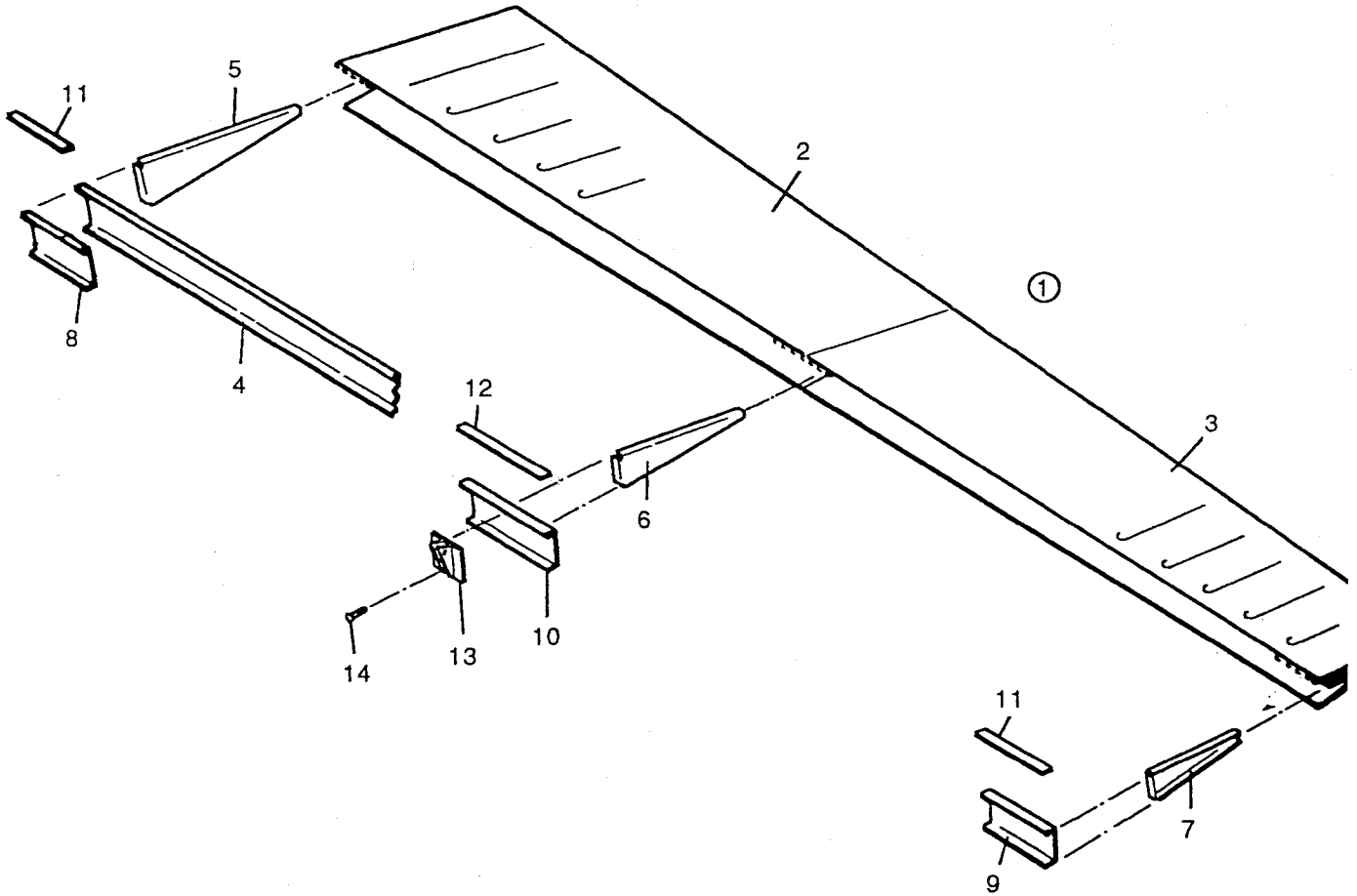


Figure 6. Aileron Assembly
(28-7615001 thru 28-7716001 and up)

Reissued: December 1, 1989

**PIPER AIRCRAFT
PA-28-151/161 WARRIOR
AIRPLANE PARTS CATALOG**

CODE EXPLANATIONS FOR FIGURE 6

A - Used on PA-28-151 with serial numbers 28-7615001 and up, and PA-28-161.

**PIPER AIRCRAFT
PA-28-151/161 WARRIOR
AIRPLANE PARTS CATALOG**

Figure and Index Number	Part Number	Code	Nomenclature	No. Req.	Serial Numbers Affected
6-1	35640-00		AILERON ASSEMBLY - Left	1	
	35640-01		AILERON ASSEMBLY - Right	1	
-2	35640-02		* SKIN - Aileron, left inboard	1	
	35640-03		* SKIN - Aileron, right inboard	1	
-3	35640-04		* SKIN - Aileron, left outboard	1	
	35640-05		* SKIN - Aileron, right outboard	1	
-4	35640-06		* SPAR - Aileron, left	1	
	35640-07		* SPAR - Aileron, right	1	
-5	35640-08		* RIB - Aileron, left inboard	1	
	35640-09		* RIB - Aileron, right inboard	1	
-6	35640-10		* RIB - Aileron, left center	1	
	35640-11		* RIB - Aileron, right center	1	
-7	35640-12		* RIB - Aileron, left outboard	1	
	35640-13		* RIB - Aileron, right outboard	1	
-8	35640-14		* DOUBLER - Aileron, left inboard	1	
	35640-15		* DOUBLER - Aileron, right inboard	1	
-9	35640-16		* DOUBLER - Aileron, left outboard	1	
	35640-17		* DOUBLER - Aileron, right outboard	1	
-10	35640-18		* DOUBLER - Aileron, left center	1	
	35640-19		* DOUBLER - Aileron, right center	1	
-11	35640-20		* FILLER - Aileron	2	
-12	35640-21		* FILLER - Aileron	1	
-13	35640-22		* FITTING - Aileron	1	
-14	410 035		* SCREW - (MS24694-S53)	2	
	407 564		* WASHER - (AN960-10)	2	
	404 887		* NUT - (MS20365-1032C)	2	

When ordering, always specify Part Number, Description, and Serial Number of Aircraft

PIPER AIRCRAFT
PA-28-151/161 WARRIOR
AIRPLANE PARTS CATALOG

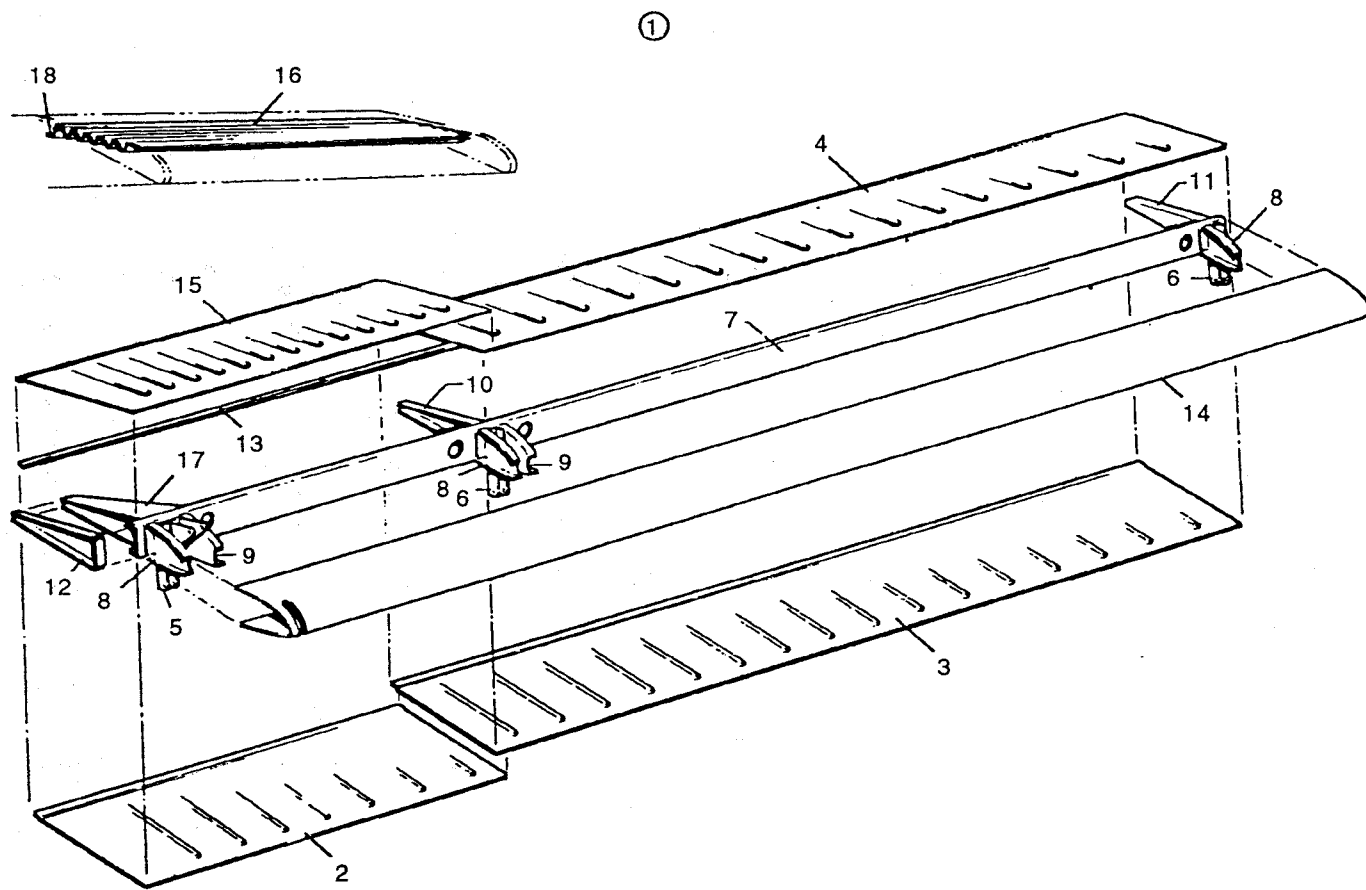


Figure 7. Flap Assembly

**PIPER AIRCRAFT
PA-28-151/161 WARRIOR
AIRPLANE PARTS CATALOG**

CODE EXPLANATIONS FOR FIGURE 7

Reissued: December 1, 1989

**PIPER AIRCRAFT
PA-28-151/161 WARRIOR
AIRPLANE PARTS CATALOG**

Figure and Index Number	Part Number	Code	Nomenclature	No. Req.	Serial Numbers Affected
7-1	65591-00		FLAP ASSEMBLY - Left	1	
	65590-01		FLAP ASSEMBLY - Right	1	
-2	65592-00		* SKIN - Flap, bottom, left, inboard	1	
	65592-01		* SKIN - Flap, bottom, right, inboard	1	
-3	65588-00		* SKIN - Flap, bottom, left and right, outboard	1	
-4	65589-00		* SKIN - Flap, top, left and right, outboard	1	
-5	62324-00		* HINGE - Flap, inboard, left	1	
	62324-01		* HINGE - Flap, inboard, right	1	
-6	65899-00		* BRACKET - Flap hinge center and outboard	2	
-7	62327-00		* SPAR - Flap	1	
-8	62328-00		* RIB - Left flap	3	
	62328-01		* RIB - Right flap	3	
-9	62328-01		* RIB - Left flap	2	
	62328-00		* RIB - Right flap	2	
-10	62332-02		* RIB - Flap, left, wing, Sta. 49.00	1	
	62332-00		* RIB - Flap, right, wing, Sta. 49.00	1	
-11	62330-00		* RIB - Flap, left	1	
	62330-01		* RIB - Flap, right	1	
-12	62331-00		* RIB - Flap, left, inboard	1	
	62331-01		* RIB - Flap, right, inboard	1	
-13	62320-03		* STRIP - Flap rear edge	1	
-14	65586-04		* SKIN - Flap, left, nose	1	
	65586-05		* SKIN - Flap, right, nose	1	
-15	65587-00		* SKIN - Flap, top, left, inboard	1	
	65594-01		* SKIN - Flap, top, right, inboard	1	
-16	65593-01		* CORRUGATION - Flap, top, right, inboard	1	
-17	62336-00		* DOUBLER ASSEMBLY - Left	1	
	62336-01		* DOUBLER ASSEMBLY - Right	1	
-18	65595-01		* ZEE - Flap inboard, right	1	

When ordering, always specify Part Number, Description, and Serial Number of Aircraft

PIPER AIRCRAFT
PA-28-151/161 WARRIOR
AIRPLANE PARTS CATALOG

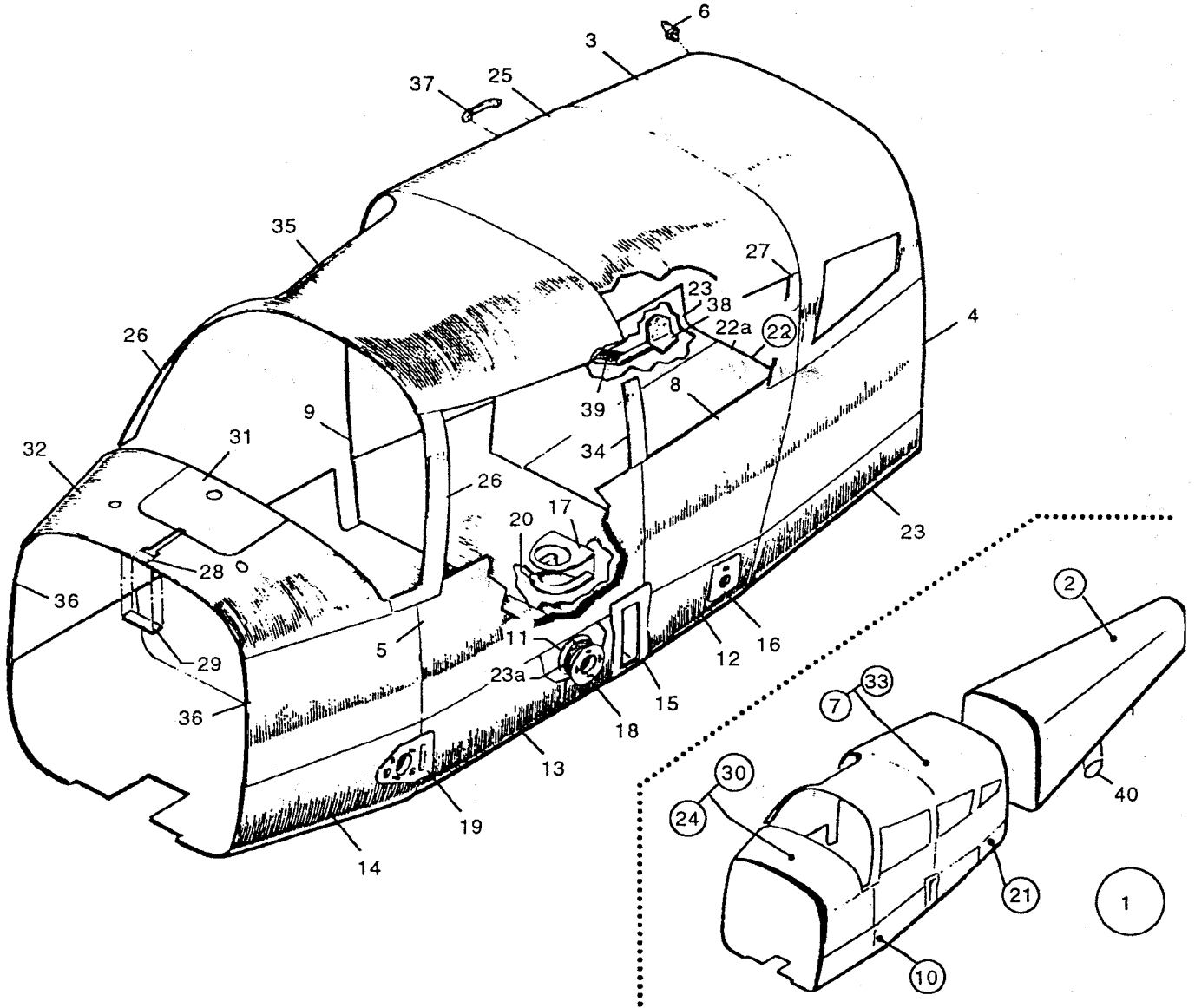


Figure 8. Fuselage Assembly Complete

**PIPER AIRCRAFT
PA-28-151/161 WARRIOR
AIRPLANE PARTS CATALOG**

CODE EXPLANATIONS FOR FIGURE 8

- A - See Figure 13 for component parts.
- B - See Figure 11 for balance of component parts.
- C - See Figure 12 for balance of component parts.
- D - See Figure 9 for balance of component parts.
- E - See Figure 10 for balance of component parts.
- F - Used if cabin overhead fresh air ventilation system is installed.
- G - Used on PA-28-151 with serial numbers 28-7415001 to 28-7415386, 28-7415388 thru 28-7415713.
- H - Used on PA-28-151 with serial numbers 28-7415387, 28-7515001 thru 28-7615001.
- J - Used on PA-28-151 with serial numbers 28-7415387, 28-7515001 and up.
- K - Used on PA-28-151 with serial numbers 28-7415387, 28-7515001 thru 28-7615001.
- L -
- M - Used on PA-28-151 with serial numbers 28-7615002 and up, and PA-28-161.
- N - Used on PA-28-151 with serial numbers 28-7515414 and up, and PA-28-161.
- P - Used on PA-28-151 with serial numbers 28-7615002 and up, and PA-28-161 with serial numbers 28-7716001 thru 28-7716323.
- Q -
- R - When ordering for 1978 and 1979 models, specify with or without provisions for air conditioning. When ordering for 1980 models and up, specify if air conditioning or fresh air ventilation system is installed.
- S - Used on PA-28-161 if air conditioning is installed.

**PIPER AIRCRAFT
PA-28-151/161 WARRIOR
AIRPLANE PARTS CATALOG**

Figure and Index Number	Part Number	Code	Nomenclature	No. Req.	Serial Numbers Affected
8-	76254 76469	M	DRAWING - Fuselage Assembly DRAWING - Fuselage Assembly		28-7415001 thru 28-7615001
-1	76254-05 76254-12 76469-00 76469-02 76469-04	G H P R	FUSELAGE ASSEMBLY FUSELAGE ASSEMBLY FUSELAGE ASSEMBLY FUSELAGE ASSEMBLY FUSELAGE ASSEMBLY	1 1 1 1	28-7816001 thru 2816109 2816110 and up
-2	99466-08 76469-904 99466-22 99466-23	A, A,P A,R A	* AFT SECTION - Fuselage * AFT SECTION - Fuselage * AFT SECTION - Fuselage * AFT SECTION - Fuselage	1 1 1 1	28-7415001 thru 28-7615001 28-7816001 thru 2816109 2816110 and up
-3	79577-00 79577-900	M	* SKIN - Cockpit, top, rear * SKIN - Cockpit, top, rear	1 1	28-7415001 thru 28-7615001
-4	76475-00 76475-900	M	* SKIN - Cockpit, left, rear * SKIN - Cockpit, left, rear	1 1	
-5	76474-00 76474-900	M	* SKIN - Cockpit, left side * SKIN - Cockpit, left side	1 1	28-7415001 thru 28-7615001
-6	487 674		* STUD - Fastener (XX16362 x 3/8 L)	1	
-7	76254-06 76254-11 79803-680	G H M	* COCKPIT ASSEMBLY - Fuselage * COCKPIT ASSEMBLY - Fuselage * COCKPIT ASSEMBLY - Fuselage	1 1 1	
-8	76476-00 76476-900	M	** SKIN - Cockpit, left side ** SKIN - Cockpit, left side	1 1	28-7415001 thru 28-7615001
-9	76476-01 76476-901	M	** SKIN - Cockpit, right side ** SKIN - Cockpit, right side	1 1	28-7415001 thru 28-7615001
-10	35153-00 79803-682	B, B,M	** LOWER COCKPIT ASSEMBLY - Fuselage ** LOWER COCKPIT ASSEMBLY - Fuselage	1 1	28-7415001 thru 28-7615001
-11	66679-00		*** COVER PLATE - Doubler assembly	2	
-12	79578-00 79578-900	M	*** SKIN - Cockpit, center rear, bottom *** SKIN - Cockpit, center rear, bottom	1 1	28-7415001 thru 28-7615001
-13	79585-02 79585-902	M	*** SKIN - Cockpit, center front, bottom *** SKIN - Cockpit, center front, bottom	1 1	28-7415001 thru 28-7615001
-14	79582-02 79582-902	M	*** SKIN - Cockpit, front, bottom *** SKIN - Cockpit, front, bottom	1 1	28-7415001 thru 28-7615001
-15	62541-00 62541-01		*** DOUBLER - Cockpit, left *** DOUBLER - Cockpit, right	1 1	
-16	62549-00		*** DOUBLER - Lower cockpit	2	
-17	65556-00 65556-02	S	*** DOUBLER - Lower cockpit air scoop (with 4 hole) *** DOUBLER - Lower cockpit air scoop (less 4 hole)	1 1	28-7816001 and up
-18	68539-00		*** DOUBLER ASSEMBLY - Lower cockpit	2	
-19	68540-00 68540-01		*** DOUBLER ASSEMBLY - Lower cockpit, left *** DOUBLER ASSEMBLY - Lower cockpit, right	1 1	
-20	66609-00 66965-00	F	*** SCOOP - Cabin air exhaust *** SCOOP - Cabin air exhaust	1 1	
-21	35164-00 76469-907	C, C,M	*** LOWER COCKPIT ASSEMBLY - Aft *** LOWER COCKPIT ASSEMBLY - Aft	1 1	28-7415001 thru 28-7615001
-22	35164-04 76469-964	M	**** SKIN ASSEMBLY - Bottom center **** SKIN ASSEMBLY - Bottom center	1 1	28-7415001 thru 28-7615001
-22a	79581-900	M	***** SKIN - Bottom center	1	
-23	79580-00 79580-900 79580-01 79580-901	M	***** SKIN - Rear left, bottom ***** SKIN - Rear left, bottom ***** SKIN - Rear right, bottom ***** SKIN - Rear right, bottom	1 1 1 1	28-7415001 thru 28-7615001 28-7415001 thru 28-7615001
-23a	68584-00		*** GASKET - Cover plate	2	

When ordering, always specify Part Number, Description, and Serial Number of Aircraft

Revised: July 30, 1994

**PIPER AIRCRAFT
PA-28-151/161 WARRIOR
AIRPLANE PARTS CATALOG**

Figure and Index Number	Part Number	Code	Nomenclature	No. Req.	Serial Numbers Affected
8-24	76299-05	G	** UPPER COCKPIT ASSEMBLY - Fuselage	1	
	76299-12	H	** UPPER COCKPIT ASSEMBLY - Fuselage	1	
	79803-684	M	** UPPER COCKPIT ASSEMBLY - Fuselage	1	
-25	79573-02		*** SKIN - Upper cockpit, top, center	1	28-7415001 thru 28-7615001
	79573-901	M	*** SKIN - Upper cockpit, top, center	1	
-26	76255-00		*** SKIN - Windshield, left side, trim	1	
	62420-11		*** SKIN - Windshield, right side, trim	1	28-7415001 thru 28-7615001
	79561-03	M	*** SKIN - Windshield, right side, trim	1	
-27	76297-00		*** SKIN ASSEMBLY - Upper cockpit, left side, rear window	1	
	76297-01		*** SKIN ASSEMBLY - Upper cockpit, right side, rear window	1	
-28	62507-00		*** FILLER - Forward upper cockpit, top	1	
-29	68817-50		*** DOUBLER - Forward upper cockpit, top	1	
-30	76299-06	D,G	*** UPPER COCKPIT ASSEMBLY - Forward	1	
	76299-11	D,H	*** UPPER COCKPIT ASSEMBLY - Forward	1	
	79803-338	D,M	*** UPPER COCKPIT ASSEMBLY - Forward	1	
-31	78112-03	G	**** COVER - Cowl deck	1	
	78112-05	J	**** COVER - Cowl deck	1	
-32	99390-07	G	*** SKIN - Forward upper cockpit, top	1	
	79569-00	K	*** SKIN - Forward upper cockpit, top	1	
	79569-901	M	*** SKIN - Forward upper cockpit, top	1	
-33	76130-15	E	*** UPPER COCKPIT ASSEMBLY - Center	1	28-7415001 thru 28-7615001
	79803-138	E,M	*** UPPER COCKPIT ASSEMBLY - Center	1	
-34	76256-00		**** SKIN - Window trim, left side, center	1	
	76257-00		**** SKIN - Window trim, right side, center	1	
-35	76130-08		**** SKIN - Upper cockpit, top, front	1	28-7415001 thru 28-7615001
	79576-901	M	**** SKIN - Upper cockpit, top, front	1	
-36	65611-07		**** SKIN - Cockpit, left front	1	28-7415001 thru 28-7615001
	79563-905	M	**** SKIN - Cockpit, left front	1	
	65611-06		**** SKIN - Cockpit, right front	1	28-7415001 thru 28-7615001
	79563-901	M	**** SKIN - Cockpit, right front	1	
-37	761 077		*** KIT - Cabin assist handle replacement	1	28 7415001 thru 28-7515413
	481 772	N	*** HANDLE - (N12865)	1	
-38	65384-00		STEP ASSEMBLY - Fuselage	1	
-39	65431-00		* STRIP - Safety	1	
-40	79427-02		COVER - ADF antenna closeout	1	

When ordering, always specify Part Number, Description, and Serial Number of Aircraft

PIPER AIRCRAFT
PA-28-151/161 WARRIOR
AIRPLANE PARTS CATALOG

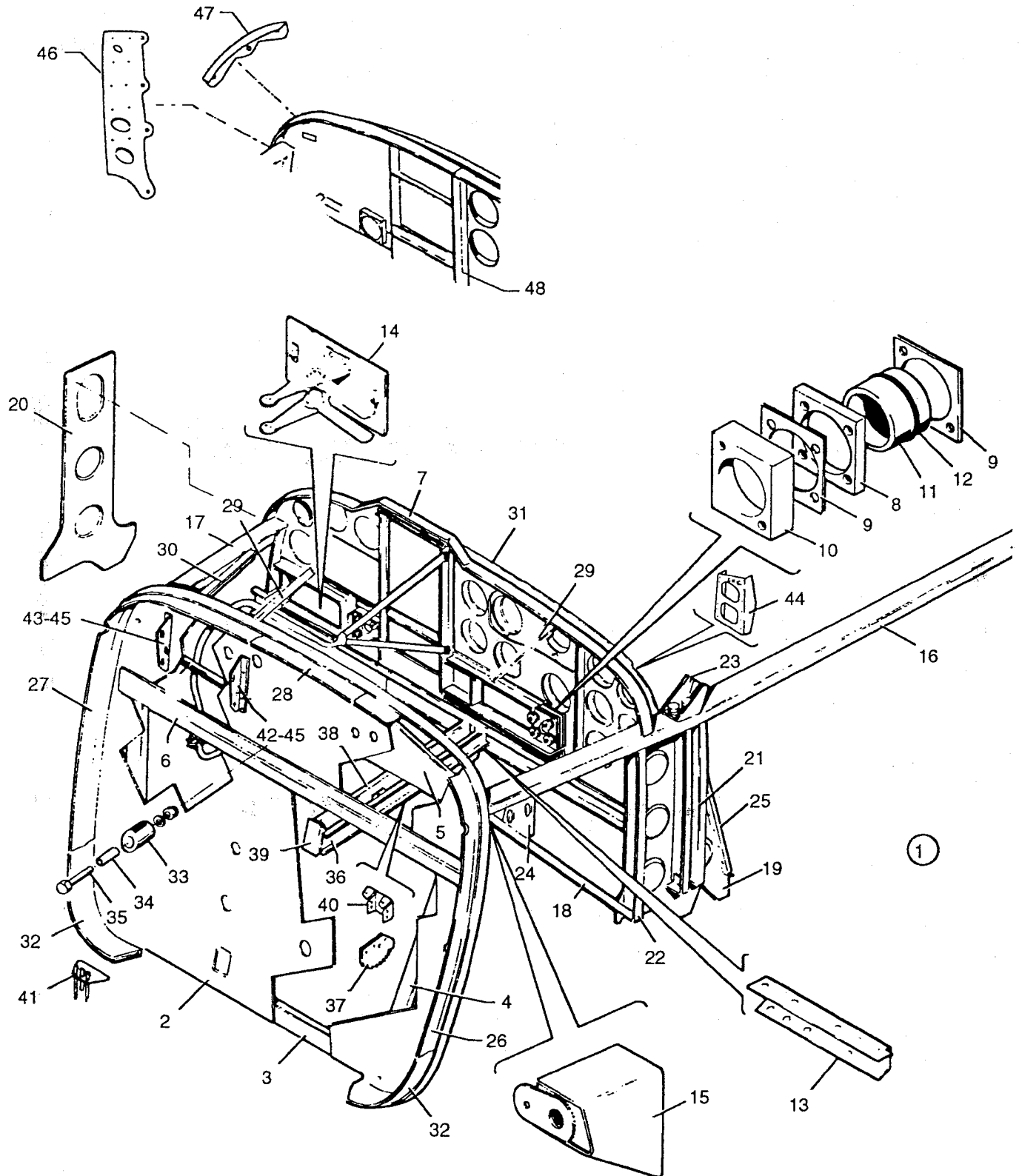


Figure 9. Fuselage Upper Forward Cockpit Assembly

**PIPER AIRCRAFT
PA-28-151/161 WARRIOR
AIRPLANE PARTS CATALOG**

CODE EXPLANATIONS FOR FIGURE 9

- A - Used on PA-28-151 with serial numbers 28-7415001 thru 28-7415386, 28-7415388 thru 28-7415713.
- B - Used on PA-28-151 with serial numbers 28-7415387, 28-7515001 thru 28-7615001.
- C - Used on PA-28-151 with serial numbers 28-7615002 and up, and PA-28-161.
- D - Used on PA-28-161 28 volt system.
- E - Used on PA-28-151 with serial numbers 28-7715214 and up, and PA-28-161.
- F - Used on PA-28-151 with serial numbers 28-7715001 and up, and PA-28-161 with serial numbers 28-7716001 thru 28-8016382.
- G - Used on PA-28-151 with serial numbers 28-7515002 and up, and PA-28-161.
- H - Used on PA-28-151 with serial numbers 28-7415387, 28-7515001 and up, and PA-28-161 with serial numbers 28-7716001 thru 28-8116018.
- J - Used on PA-28-151 with serial numbers 28-7415001 and up, and PA-28-161 with serial numbers 28-7716001 thru 28-7716249.
- K - Used on PA-28-161 with serial numbers 28-7716250 and up.
- L - See Figure 40A for Instrument Panel on serial numbers 2816110 and up.
- M - Used if Century 21 AutoPilot is installed.
- N - Used if King KAP100/150 AutoPilot is installed.

**PIPER AIRCRAFT
PA-28-151/161 WARRIOR
AIRPLANE PARTS CATALOG**

Figure and Index Number	Part Number	Code	Nomenclature	No. Req.	Serial Numbers Affected
9-1	76299-06	A	UPPER COCKPIT ASSEMBLY - Forward	1	
	76299-11	B	UPPER COCKPIT ASSEMBLY - Forward	1	
	79803-338	C	UPPER COCKPIT ASSEMBLY - Forward	1	
-2	35144-02		* FRAME ASSEMBLY - Firewall	1	
-3	62438-00		** CHANNEL - Upper cockpit assembly, firewall	1	
-4	63436-00		** CHANNEL - Upper cockpit, firewall, left	1	
	63436-01		** CHANNEL - Upper cockpit, firewall, right	1	
-5	67266-02		** BEAM - Upper cockpit, firewall	1	
-6	63423-04		** CHANNEL ASSEMBLY - Toe brake reinforcement	1	
-7	67120-17	A	* PANEL ASSEMBLY - Instrument	1	
	79329-02	H	* PANEL ASSEMBLY - Instrument	1	
	79329-07	L	* PANEL ASSEMBLY - Instrument	1	28-8116019 thru 2816109
-8	68272-02		** PLATE - Control wheel	2	
-9	68272-03		** PLATE - Control wheel	4	
-10	68272-04		** PLATE - Control wheel	2	
-11	68273-02		** BUSHING - Control wheel	2	
-12	484 792		** O-RING - Control wheel (MS28775-218)	2	
-13	67125-00		** CHANNEL - Hand brake	1	
-14	79863-03		** CONTROL ASSEMBLY - Heat and defroster	1	
-15	62425-00		* FITTING - Engine mount center, left	1	28-7415001 thru 28-7715213
	62425-01		* FITTING - Engine mount center, right	1	28-7415001 thru 28-7715213
	79739-02	E	* FITTING - Engine mount center, left	1	
	79739-03	E	* FITTING - Engine mount center, right	1	
-16	76489-02		* LONGERON - Upper, left	1	
-17	62473-00		* LONGERON - Upper, right, front	1	28-7415001 thru 28-7615001
	62473-02	C	* LONGERON - Upper, right, front	1	
-18	62485-00		* CHANNEL - Left	1	
	62485-01		* CHANNEL - Right	1	
-19	76136-00		* WEB - Fuselage, left side	1	
-20	62499-02		* WEB ASSEMBLY - Fuselage, right side	1	
-21	62653-06		* FRAME ASSEMBLY - Upper forward cockpit, left	1	
-22	62674-03		* ZEE - Upper forward cockpit, left	1	
	62674-01		* ZEE - Upper forward cockpit, right	1	
-23	62522-00		* FITTING - Upper forward cockpit, Sta. 73.00	1	28-7415001 thru 28-7615001
	79553-00	C	* FITTING - Upper forward cockpit, Sta. 73.00, left	1	
	79553-01	C	* FITTING - Upper forward cockpit, Sta. 73.00, right	1	
-24	66541-00		* PLATE ASSEMBLY - Voltage regulator support, left	1	28-7415001 thru 28-7415713
	79468-00		* PLATE ASSEMBLY - Voltage regulator support, left	1	28-7515001 thru 28-7615445
	79655-02	F	* PLATE ASSEMBLY - Voltage regulator support, left	1	
	39769-02		* PLATE ASSEMBLY - Voltage regulator support, left	1	28-8116001 thru 2816011
	39769-04		* PLATE ASSEMBLY - Voltage regulator support, left	1	2816012 and up
-25	76137-02		* CHANNEL - Sta. 73.04	1	
-26	65134-02	J	* FLANGE - Nose cowl attaching, left	1	
	79795-06	K	* FLANGE - Nose cowl attaching, left	1	
-27	65134-03	J	* FLANGE - Nose cowl attaching, right	1	
	79795-05	K	* FLANGE - Nose cowl attaching, right	1	
-28	65134-04	J	* FLANGE - Nose cowl attaching, top	1	
	79795-07	K	* FLANGE - Nose cowl attaching, top	1	
-29	67259-02		* ANGLE - Stiffener, upper forward cockpit	2	
	67259-12		* ANGLE - Stiffener, upper forward cockpit	1	2816012 and up
-30	67258-00		* ANGLE - Stiffener, upper forward cockpit	1	
-31	79567-03	M,L	PANEL - Instrument, upper left	1	28-8116019 thru 2816109
	39875-02	N,L	PANEL - Instrument, upper left	1	28-8316001 thru 2816109
-32	65134-05	J	FLANGE - Nose cowl attaching, bottom, right	1	
	65134-06	J	FLANGE - Nose cowl attaching, bottom, left	1	
-33	63927-00		BUMPER - Tee bar	1	

When ordering, always specify Part Number, Description, and Serial Number of Aircraft

Revised: July 30, 1994

**PIPER AIRCRAFT
PA-28-151/161 WARRIOR
AIRPLANE PARTS CATALOG**

Figure and Index Number	Part Number	Code	Nomenclature	No. Req.	Serial Numbers Affected
9-34	63900-64		BUSHING - Tee bar bumper	1	
-35	400 444		BOLT - (AN3-13A)	1	
	407 564		WASHER - (AN960-10)	1	
	404 887		NUT - (MS20365-1032C)	1	
-36	67137-00		CHANNEL ASSEMBLY - Brake support, left	1	
-37	63354-00		* RATCHET - Brake handle	1	
-38	67138-03		CHANNEL ASSEMBLY - Brake support, right	1	
-39	67139-00		CHANNEL - Brake support, forward	1	
-40	89300-02		CHANNEL ASSEMBLY - Brake support, aft	1	
-41	35847-02		VENTASSEMBLY - Battery	1	28-8316001 and up
-42	35846-02		ANGLE ASSEMBLY - Battery support, left	1	28-8316001 and up
-43	35846-03		ANGLE ASSEMBLY - Battery support, right	1	28-8316001 and up
-44	39876-02	N	DOUBLER - Instrument panel, upper left	1	28-8316001 and up
-45	83330-02	D	SHELF ASSEMBLY - Battery support	1	
-46	38999-02		BRACKET ASSEMBLY - Instrument panel, left	1	2816110 and up
	38999-03		BRACKET ASSEMBLY - Instrument panel, right	1	2816110 and up
-47	79332-00		BRACKET ASSEMBLY - Instrument panel, left	1	2816110 and up
	79424-00		BRACKET ASSEMBLY - Instrument panel, right	1	2816110 and up
-48	89251-02		SUPPORT ASSEMBLY T-BAR - Instrument panel	1	2816110 and up

When ordering, always specify Part Number, Description, and Serial Number of Aircraft

PIPER AIRCRAFT
PA-28-151/161 WARRIOR
AIRPLANE PARTS CATALOG

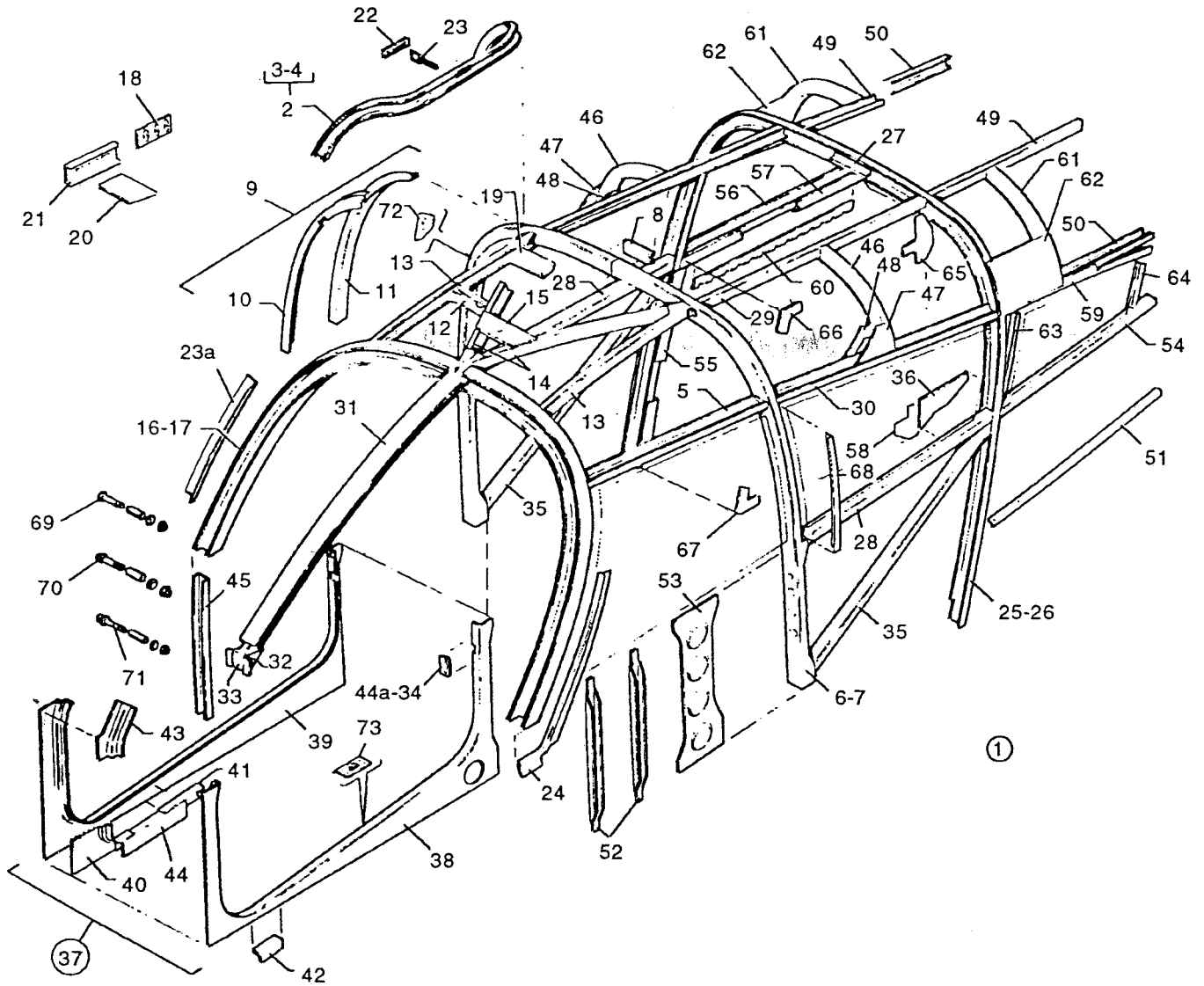


Figure 10. Fuselage Upper Center Cockpit Assembly

**PIPER AIRCRAFT
PA-28-151/161 WARRIOR
AIRPLANE PARTS CATALOG**

CODE EXPLANATIONS FOR FIGURE 10

- A - Used if .250 thick windshield is installed.
- B - Used on PA-28-151 with serial numbers 28-7615002 and up, and PA-28-161.

**PIPER AIRCRAFT
PA-28-151/161 WARRIOR
AIRPLANE PARTS CATALOG**

Figure and Index Number	Part Number	Code	Nomenclature	No. Req.	Serial Numbers Affected
10-1	76130-15		UPPER COCKPIT ASSEMBLY - Center	1	28-7415001 thru 28-7615001
	79803-138	B	UPPER COCKPIT ASSEMBLY - Center	1	
-2	76130-12		* PAN ASSEMBLY - Upper center	1	28-7415001 thru 28-7615001
	79561-02	B	* PAN ASSEMBLY - Upper center	1	
-3	76130-14		** PAN - Outer	1	28-7415001 thru 28-7615001
	79561-09	B	** PAN - Outer	1	
-4	76130-13		** PAN - Inner	1	28-7415001 thru 28-7615001
	79561-10	B	** PAN - Inner	1	
-5	76132-00		* CHANNEL - Left front window, top	1	28-7415001 thru 28-7615001
	76132-03	B	* CHANNEL - Left front window, top	1	
-6	62426-05		* FRAME ASSEMBLY - Fuselage, Sta. 108.16	1	28-7415001 thru 28-7615001
	62426-06	B	* FRAME ASSEMBLY - Fuselage, Sta. 108.16	1	
-7	62427-00		** CHANNEL - Fuselage frame, left	1	
	62427-02		** CHANNEL - Fuselage frame, right	1	
-8	62429-00		** CHANNEL - Splice plate	1	
-9	62511-02		* PAN ASSEMBLY - Side	1	28-7415001 thru 28-7615001
	79561-903	B	* PAN ASSEMBLY - Side	1	
-10	62494-02		** PAN - Inner	1	28-7415001 thru 28-7615001
	79561-08	B	** PAN - Inner	1	
-11	62495-02		** PAN - Outer	1	28-7415001 thru 28-7615001
	79561-07	B	** PAN - Outer	1	
-12	63038-02		* CHANNEL - Support	1	
-13	76131-00		* CHANNEL - Upper center cockpit, left	1	28-7415001 thru 28-7615001
	76131-03	B	* CHANNEL - Upper center cockpit, left	1	
	76131-02		* CHANNEL - Upper center cockpit, right	1	28-7415001 thru 28-7615001
	76131-04	B	* CHANNEL - Upper center cockpit, right	1	
-14	66968-00		* CHANNEL ASSEMBLY - Upper center fuselage, left	1	28-7415001 thru 28-7615001
	66969-02	B	* CHANNEL ASSEMBLY - Upper center fuselage, left	1	
	66968-01		* CHANNEL ASSEMBLY - Upper center fuselage, right	1	28-7415001 thru 28-7615001
	66969-03	B	* CHANNEL ASSEMBLY - Upper center fuselage, right	1	
-15	79161-00		* DOUBLER - Antenna	1	
-16	62518-17		* FRAME ASSEMBLY - Canted, fuselage, Sta. 85.60	1	28-7415001 thru 28-7615001
	76468-00	B	* FRAME ASSEMBLY - Canted, fuselage, Sta. 85.60	1	
-17	62518-14		** CHANNEL ASSEMBLY - Left	1	28-7415001 thru 28-7615001
	76468-02	B	** CHANNEL ASSEMBLY - Left	1	
	62518-15		** CHANNEL ASSEMBLY - Right	1	28-7415001 thru 28-7615001
	76468-03	B	** CHANNEL ASSEMBLY - Right	1	
-18	69738-00		* PLATE ASSEMBLY - Door latch	1	
-19	76239-00		* CHANNEL - Upper cockpit	1	
-20	76365-00		* PLATE - Door latch	1	
-21	69740-00		* CHANNEL - Door latch	1	28-7415001 thru 28-7615001
	69740-02	B	* CHANNEL - Door latch	1	
-22	79234-00		* PLATE - Door latch	1	
-23	63037-00		* LOOP ASSEMBLY - Door latch	1	
-23a	79561-04	B	* JAMB - Door, forward	1	

When ordering, always specify Part Number, Description, and Serial Number of Aircraft

Reissued: December 1, 1989

**PIPER AIRCRAFT
PA-28-151/161 WARRIOR
AIRPLANE PARTS CATALOG**

Figure and Index Number	Part Number	Code	Nomenclature	No. Req.	Serial Numbers Affected
10-24	62420-08		RETAINER - Windshield, left	1	28-7415001 thru 28-7415490
	79296-12	A	RETAINER - Windshield, left	1	28-7415001 thru 28-7415490
	62420-23		RETAINER - Windshield, left, upper	1	28-7415491 thru 28-7615001
	69891-10	B	RETAINER - Windshield, left, upper	1	
	79296-24	A	RETAINER - Windshield, left, upper	1	28-7415491 thru 28-7615001
	69891-12	A,B	RETAINER - Windshield, left, upper	1	
	62420-25		RETAINER - Windshield, left, lower	1	28-7415491 thru 28-7615001
	69891-02	B	RETAINER - Windshield, left, lower	1	
	79296-26	A	RETAINER - Windshield, left, lower	1	28-7415491 thru 28-7615001
	69891-04	A,B	RETAINER - Windshield, left, lower	1	
	62420-10		RETAINER - Windshield, right	1	28-7415001 thru 28-7415490
	79296-13	A	RETAINER - Windshield, right	1	28-7415001 thru 28-7415490
	62420-24		RETAINER - Windshield, right, upper	1	28-7415491 thru 28-7615001
	69891-11	B	RETAINER - Windshield, right, upper	1	
	79296-25	A	RETAINER - Windshield, right, upper	1	28-7415491 thru 28-7615001
	69891-13	A,B	RETAINER - Windshield, right, upper	1	
	62420-26		RETAINER - Windshield, right, lower	1	28-7415491 thru 28-7615001
	69891-03	B	RETAINER - Windshield, right, lower	1	
	79296-27	A	RETAINER - Windshield, right, lower	1	28-7415491 thru 28-7615001
	69891-05	A,B	RETAINER - Windshield, right, lower	1	
-25	62412-02		FRAME ASSEMBLY - Fuselage, Sta. 128.737, upper	1	
-26	62410-00		* CHANNEL - Upper frame, left	1	
	62410-01		* CHANNEL - Upper frame, right	1	
-27	62430-00		* CHANNEL - Splice plate	1	
-28	65572-00		LONGERON - Upper center cockpit, left	1	
	65572-01		LONGERON - Upper center cockpit, right	1	
-29	62477-00		CHANNEL - Upper center cockpit, left	1	
	62477-01		CHANNEL - Upper center cockpit, right	1	
-30	67262-02		CHANNEL - Upper center cockpit, left	1	
	67262-03		CHANNEL - Upper center cockpit, right	1	
-31	62509-02		HAT ASSEMBLY - Windshield	1	28-7415001 thru 28-7615001
	62509-03	B	HAT ASSEMBLY - Windshield	1	
	62509-04	A,B	HAT ASSEMBLY - Windshield	1	
-32	62505-00		* BRACKET - Windshield	1	
-33	62423-00		* FITTING - Upper engine mount	1	
-34	63293-02		PLATE - Striker	1	28-7415001 thru 28-7615001
-35	65570-00		CHANNEL - Upper center cockpit, left	1	
	65570-01		CHANNEL - Upper center cockpit, right	1	
-36	65117-00		GUSSET - Upper center cockpit, left	1	
	65116-00		GUSSET - Upper center cockpit, right	1	
-37	76139-00		PAN ASSEMBLY - Lower, upper cockpit	1	28-7415001 thru 28-7615001
	76467-00		PAN ASSEMBLY - Lower, upper cockpit	1	
-38	62492-00		* PAN - Inboard	1	28-7415001 thru 28-7615001
	76467-03		* PAN - Inboard	1	
-39	62493-00		* PAN - Outboard	1	28-7415001 thru 28-7615001
	76467-02	B	* PAN - Outboard	1	
-40	76139-02		* PAN ASSEMBLY - Inboard and outboard, front	1	28-7415001 thru 28-7615001
-41	76139-03		* PAN ASSEMBLY - Inboard and outboard, rear	1	28-7415001 thru 28-7615001
-42	62656-00		* ANGLE ASSEMBLY - Door holder	1	
-43	62501-00		* CHANNEL - Door frame splice	1	28-7415001 thru 28-7615001
	76467-04	B	* CHANNEL - Door frame splice	1	
-44	76138-00		* CHANNEL - Pan upper cockpit	1	28-7415001 thru 28-7615001
-44a	79639-02	B	* CATCH ASSEMBLY - Cabin door	1	

When ordering, always specify Part Number, Description, and Serial Number of Aircraft

**PIPER AIRCRAFT
PA-28-151/161 WARRIOR
AIRPLANE PARTS CATALOG**

Figure and Index Number	Part Number	Code	Nomenclature	No. Req.	Serial Numbers Affected
10-45	62697-00		CHANNEL ASSEMBLY - Right door, front, Sta. 72.60	1	28-7415001 thru 28-7615001
	62697-02	B	CHANNEL ASSEMBLY - Right door, front	1	
-46	99690-00		CHANNEL - Upper cockpit, left	1	
	99690-01		CHANNEL - Upper cockpit, right	1	
-47	99692-00		DOUBLER - Shoulder harness, left	1	
	99692-01		DOUBLER - Shoulder harness, right	1	
-48	99741-00		GUSSET - Headliner attachment, left	2	
	99741-01		GUSSET - Headliner attachment, right	1	
-49	62639-00		CHANNEL - Upper center cockpit, left	1	
	62639-01		CHANNEL - Upper center cockpit, right	1	
-50	67291-00		STRINGER - Upper center cockpit, left	1	
	67291-01		STRINGER - Upper center cockpit, right	1	
-51	62677-00		STIFFENER - Left side, rear	1	
-52	99421-00		SUPPORT- Left	2	
-53	62644-00		WEB - Upper center fuselage, left	1	
-54	62637-00		CHANNEL - Fuselage rear, left	1	
55	62636-00		CHANNEL - Baggage door frame, front	1	
-56	62635-00		CHANNEL - Baggage door frame, top, inner	1	
-57	62634-00		CHANNEL - Baggage door frame, top, outer	1	
-58	62571-00		GUSSET - Baggage door frame, bottom, rear	1	
-59	67267-00		CHANNEL - Support, left	1	
	67267-01		CHANNEL - Support, right	1	
-60	62419-11		HINGE HALF - Baggage door	1	
-61	99691-00		CHANNEL - Upper cockpit, rear, left	1	
	99691-01		CHANNEL - Upper cockpit, rear, right	1	
-62	99693-00		DOUBLER - Shoulder harness, rear	2	
-63	76261-00		ANGLE - Support, left	1	
	76261-01		ANGLE - Support, right	1	
-64	76262-00		ANGLE - Support, left	1	
-65	76279-00		GUSSET - Baggage door frame, top, rear	1	
-66	62632-00		GUSSET - Baggage door frame, top, front	1	
-67	62633-00		GUSSET - Baggage door frame, bottom, front	1	
-68	76259-00		ANGLE - Window, left	1	
-69	400 883		BOLT - (AN23-31A)	1	
	407 584		WASHER - (AN960-10L)	1	
	404 887		NUT - (M520365-1032C)	1	
	63900-48		BUSHING	1	
-70	402 057		BOLT - (AN44-17A)	1	
	407 586		WASHER - (AN960-516L)	1	
	404 837		NUT - (M520364-524C)	1	
	63900-47		BUSHING	1	
-71	402 057		BOLT - (AN44-17A)	1	
	407 586		WASHER - (AN960-51 6L)	1	
	404 837		NUT - (M520364-524C)	1	
	63900-46		BUSHING	1	
-72	78123-00		PLATE - Striker, upper door latch	1	28-7415001 thru 28-7615001
-73	96866-00		PLATE - Striker, lower door latch	1	28-7415001 thru 28-7615001

When ordering, always specify Part Number, Description, and Serial Number of Aircraft

Reissued: December 1, 1989

PIPER AIRCRAFT
PA-28-151/161 WARRIOR
AIRPLANE PARTS CATALOG

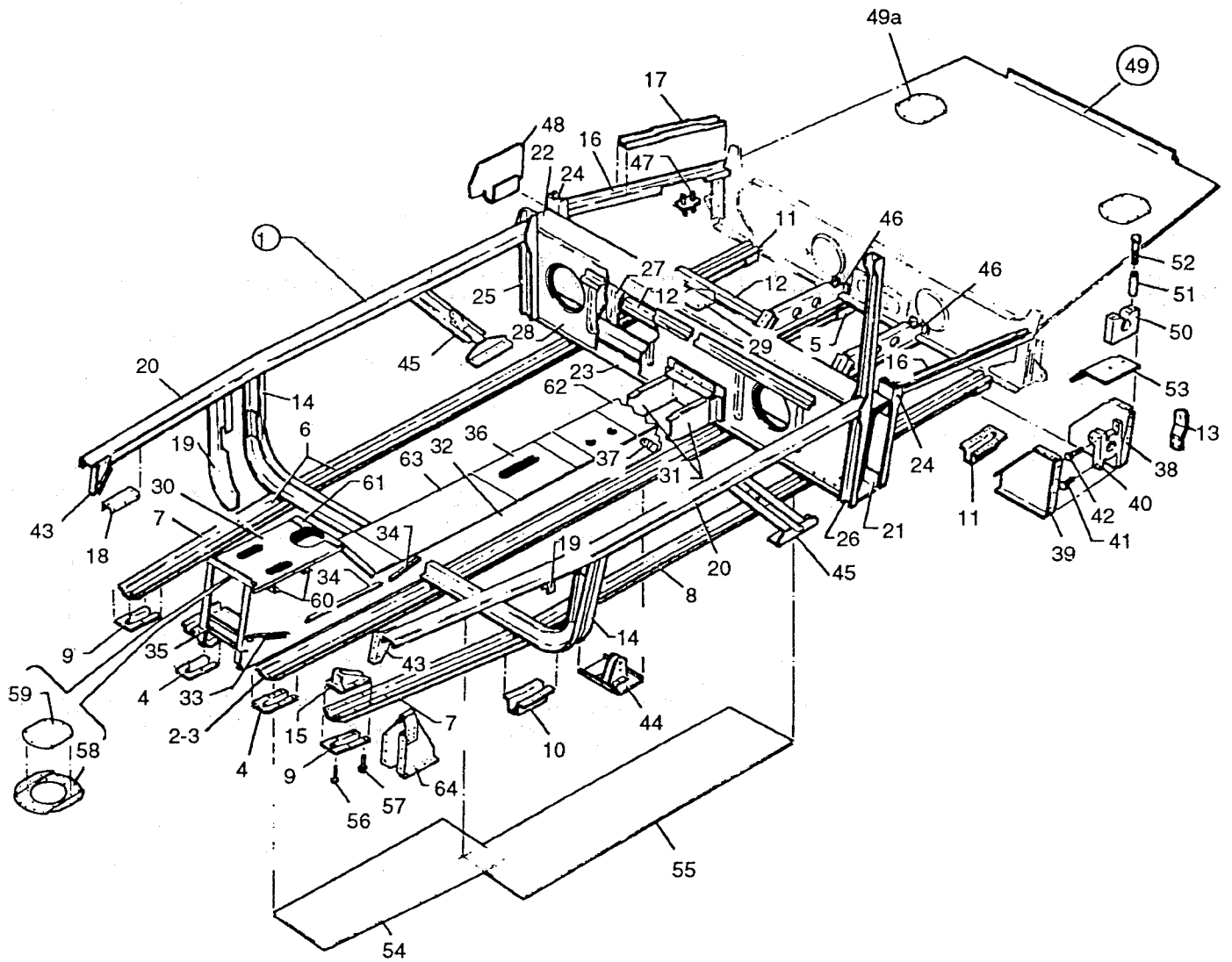


Figure 11. Fuselage Lower Forward Cockpit Assembly

**PIPER AIRCRAFT
PA-28-151/161 WARRIOR
AIRPLANE PARTS CATALOG**

CODE EXPLANATIONS FOR FIGURE 11

- A - See Figure 12 for component parts.
- B - Used PA-28-161 with serial numbers 2816094 and up.
- C - Used on PA-28-151 with serial numbers 28-7615002 and up, and PA-28-161.
- D - Used on PA-28-161 if air conditioning is installed.
- E - Used on PA-28-151 with serial numbers 28-7415001 and up, and PA-28-161 with serial numbers 28-7716001 thru 28-8216236.

PIPER AIRCRAFT PA-28-151/161 WARRIOR AIRPLANE PARTS CATALOG

Figure and Index Number	Part Number	Code	Nomenclature	No. Req.	Serial Numbers Affected
11-	82235		DRAWING - Fire Extinguisher Installation		
-1	35153-00		LOWER COCKPIT ASSEMBLY - Fuselage	1	28-7415001 thru 28-7615001
	79803-682	C	LOWER COCKPIT ASSEMBLY - Fuselage	1	
-2	76112-04		* HAT ASSEMBLY - Inboard	2	28-7415001 thru 28-7615001
	76469-946	C	* HAT ASSEMBLY - Inboard	2	
-3	76114-00		** HAT	1	
-4	62543-00		** FAIRING - Front	1	
	62543-02	D	** FAIRING - Front	1	28-7816001 and up
-5	62554-00		** FAIRING - Aft	1	
-6	76112-05		* HAT ASSEMBLY - Outboard, left	1	28-7415001 thru 28-7615001
	76469-947	C	* HAT ASSEMBLY - Outboard, left	1	
	76112-06		* HAT ASSEMBLY - Outboard, right	1	28-7415001 thru 28-7615001
	76469-948	C	* HAT ASSEMBLY - Outboard, right	1	
-7	62528-00		** HAT - Front, left	1	
	62528-01		** HAT - Front, right	1	
-8	76115-00		** HAT - Rear, left	1	
	76115-01		** HAT - Rear, right	1	
-9	62544-00		** FAIRING - Front, left	1	
	62544-01		** FAIRING - Front, right	1	
-10	62558-00		** FAIRING - Center, left	1	
	62558-01		** FAIRING - Center, right	1	
-11	62554-00		** FAIRING - Rear	1	
-12	62268-00	E	* HAT ASSEMBLY - Battery box support, front	1	
	62268-02	E	* HAT ASSEMBLY - Battery box support, rear	1	
-13	79319-00		* ATTACHMENT - Seat belt	1	
-14	76126-00		* FRAME ASSEMBLY - Fuselage, Sta. 73.04	1	
-15	62441-00		* FITTING - Engine lower, left	1	
	62441-01		* FITTING - Engine lower, right	1	
-16	62525-00		* STRINGER - Rear of spar box, left	1	
	62525-01		* STRINGER - Rear of spar box, right	1	
-17	62551-00		* CHANNEL - Lower cockpit, left	1	
	62551-01		* CHANNEL - Lower cockpit, right	1	
-18	62582-00		* CHANNEL - Lower cockpit	2	
-19	76120-00		* CHANNEL - Sta. 67.68, left	1	
	76120-01		* CHANNEL - Sta. 67.68, right	1	
-20	76490-02		* LONGERON - Lower cockpit, left	1	
	76490-03		* LONGERON - Lower cockpit, right	1	
-21	35161-00		* BOX ASSEMBLY - Spar lower cockpit	1	
-22	62539-00		** CHANNEL - Spar box, top	1	
-23	62540-00		** CHANNEL - Spar box, bottom	1	
-24	62428-00		** CHANNEL - Spar box, left	1	
	62428-01		** CHANNEL - Spar box, right	1	
-25	67286-00		** CHANNEL - Spar box, right	1	
-26	62546-00		** CHANNEL - Spar box, left	1	
-27	99123-00		** WEB - Spar box, rear	1	
-28	99129-03		** WEB - Spar box, front	1	
-29	99045-00		** BRACKET - Flap return spring	1	
-30	62601-03		* PLATE - Tunnel, top, front	1	
-31	76119-00		* CHANNEL - Tunnel, side extension, left	1	
	76119-01		* CHANNEL - Tunnel, side extension, right	1	
-32	76218-00		* CHANNEL - Tunnel, side, left	1	
	76218-01		* CHANNEL - Tunnel, side, right	1	
-33	62603-00		* ANGLE - Tunnel heat duct, left	1	
	62603-01		* ANGLE - Tunnel heat duct, right	1	
-34	99417-00		* ANGLE - Tunnel heat duct	4	
-35	62620-00		* BRACKET - Pulley	2	
-36	62875-00		* PLATE ASSEMBLY - Tunnel	1	

When ordering, always specify Part Number, Description, and Serial Number of Aircraft

**PIPER AIRCRAFT
PA-28-151/161 WARRIOR
AIRPLANE PARTS CATALOG**

Figure and Index Number	Part Number	Code	Nomenclature	No. Req.	Serial Numbers Affected
11-37	96887-02		* BRACKET - Seat belt attachment, left	1	
	96887-00		* BRACKET - Seat belt attachment, right	1	
-38	62536-04		* SUPPORT - Rear seat bottom, left	1	
	62536-05		* SUPPORT - Rear seat bottom, right	1	
-39	62550-00		* SUPPORT - Rear seat bottom, left	1	
	62550-01		* SUPPORT - Rear seat bottom, right	1	
-40	62421-00		* FITTING - Flap torque tube assembly, left	1	
	62421-01		* FITTING - Flap torque tube assembly, right	1	
-41	401 266		* BOLT - (AN3-5A)	6	
	407 564		* WASHER - (AN960-10)	6	
	407 584		* WASHER - (AN960-10L)	6	
	404 887		* NUT - (MS20365-1032C)	6	
-42	401 269		* BOLT - (AN3-10A)	2	
	407 564		* WASHER - (AN960-10)	4	
	404 887		* NUT - (MS20365-1032C)	2	
-43	62581-01		* BRACKET - Lower cockpit, left	1	
	62581-00		* BRACKET - Lower cockpit, right	1	
-44	65636-00		* BRACKET ASSEMBLY - Pulley mounting	1	
-45	96890-00		* HAT ASSEMBLY - Seat belt attachment, left	1	
	96890-01		* HAT ASSEMBLY - Seat belt attachment, right	1	
-46	62763-00		* SUPPORT - Torque shaft center	2	
-47	63909-00	E	* VENT ASSEMBLY - Battery	1	
-48	62542-00		* GUSSET - Lower cockpit, left	1	
	62542-01		* GUSSET - Lower cockpit, right	1	
-49	35164-00	A	* LOWER COCKPIT ASSEMBLY - Aft	1	28-7415001 thru 28-7615001
	76469-907	A,C	* LOWER COCKPIT ASSEMBLY - Aft	1	
-49a	62109-00		* * COVER - Inspection access	2	
-50	65050-00		* BLOCK - Rear seat support	2	
-51	65003-03		* BUSHING - Rear seat support	4	
-52	400 451		* BOLT - (AN3-20A)	4	
	407 564		* WASHER - (AN960-10)	6	
	404 887		* NUT - (MS20365-1032C)	4	
-53	35481-00		* PLATE - Flap torque tube support, left	1	
	35481-01		* PLATE - Flap torque tube support, right	1	
-54	76123-04		* FLOORBOARD - Front, left	1	
	76123-05		* FLOORBOARD - Front, right	1	
-55	96684-00		* FLOORBOARD - Rear	2	
-56	415 322		* BOLT - (MS27039-1-12)	4	
	407 694		* WASHER - (AN960-D-1)	8	
	404 887		* NUT - (MS20365-1032C)	4	
-57	415 323		* BOLT - (MS27039-1-13)	8	
	407 694		* WASHER - (AN960-D10)	16	
	404 887		* NUT - (MS20365-1032C)	8	
-58	36565-03	C	* DOUBLER ASSEMBLY - Transponder antenna access	1	
-59	36565-02	C	* PLATE - Transponder antenna access	1	
-60	62664-00		* ZEE ASSEMBLY - Tunnel	2	
-61	63288-00		PLATE - Tunnel, top, center front	1	
-62	76121-00		PLATE - Tunnel, top, rear	1	
-63	63287-00		PLATE - Tunnel, top, center rear	1	
-64	79258-00		BRACKET ASSEMBLY - Rudder pedal stop, left	1	
	79258-01		BRACKET ASSEMBLY - Rudder pedal stop, right	1	

When ordering, always specify Part Number, Description, and Serial Number of Aircraft

Revised: July 30, 1994

PIPER AIRCRAFT
PA-28-151/161 WARRIOR
AIRPLANE PARTS CATALOG

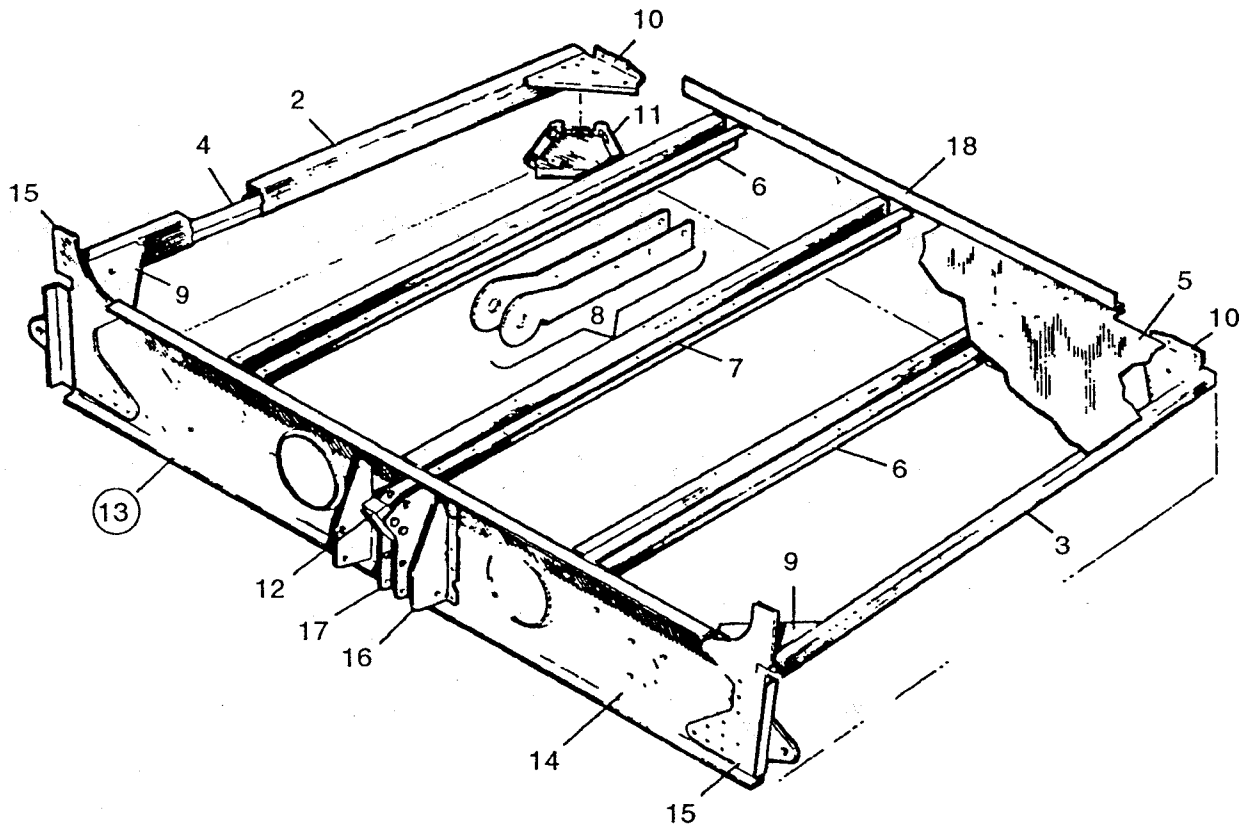


Figure 12. Fuselage Lower Aft Cockpit Assembly

**PIPER AIRCRAFT
PA-28-151/161 WARRIOR
AIRPLANE PARTS CATALOG**

CODE EXPLANATIONS FOR FIGURE 12

- A - Used on PA-28-151 with serial numbers 28-7615002 and up and PA28-161.
- B - Used if access covers are installed.

**PIPER AIRCRAFT
PA-28-151/161 WARRIOR
AIRPLANE PARTS CATALOG**

Figure and Index Number	Part Number	Code	Nomenclature	No. Req.	Serial Numbers Affected
12-1	35164-00		LOWER COCKPIT ASSEMBLY - Aft	1	28-7415001 thru 28-7615001
	76469-907	A	LOWER COCKPIT ASSEMBLY - Aft	1	
-2	66796-00		* CHANNEL ASSEMBLY - Right	1	
-3	62660-07		* STRINGER ASSEMBLY - Left	1	28-7415001 thru 28-7615001
	62537-00	A	* STRINGER ASSEMBLY - Left	1	
-4	62660-08		* CHANNEL ASSEMBLY - Right	1	28-7415001 thru 28-7615001
	62534-00	A	* CHANNEL ASSEMBLY - Right	1	
-5	66795-00		* FLOOR ASSEMBLY - Baggage compartment	1	
	66795-02	B	** FLOOR - Baggage compartment	1	
-6	62660-09		* HAT - Baggage floor, outboard	2	28-7415001 thru 28-7615001
	62531-00	A	* HAT - Baggage floor, outboard	2	
-7	62660-11		* HAT - Baggage floor, center	1	28-7415001 thru 28-7615001
	62531-00	A	* HAT - Baggage floor, center	1	
-8	99699-00		* CHANNEL - Seat belt attachment	1	
-9	62529-00		* BRACKET - Baggage compartment, left	1	
	62619-00		* BRACKET - Baggage compartment, right	1	
-10	62618-00		* BRACKET - Baggage compartment, left	1	
	62618-01		* BRACKET - Baggage compartment, right	1	
-11	65383-00		* DOUBLER ASSEMBLY - Step	1	
-12	35162-00		* BLOCK - Rear seat support	1	
-13	62695-04		* FRAME ASSEMBLY - Lower, Sta. 128.737	1	
-14	62411-02		** CHANNEL - Lower cockpit	1	
-15	62448-02		** FITTING - Lower cockpit, left	1	
	62448-03		** FITTING - Lower cockpit, right	1	
-16	62563-02		** BRACKET - Lower cockpit, left	1	
	62563-01		** BRACKET - Lower cockpit, right	1	
-17	35142-00		** BRACKET - Rear seat belt support, left	1	
	35142-01		** BRACKET - Rear seat belt support, right	1	
-18	62859-00		ANGLE - Lower cockpit	1	

When ordering, always specify Part Number, Description, and Serial Number of Aircraft

Revised: July 30, 1994

**PIPER AIRCRAFT
PA-28-151/161 WARRIOR
AIRPLANE PARTS CATALOG**

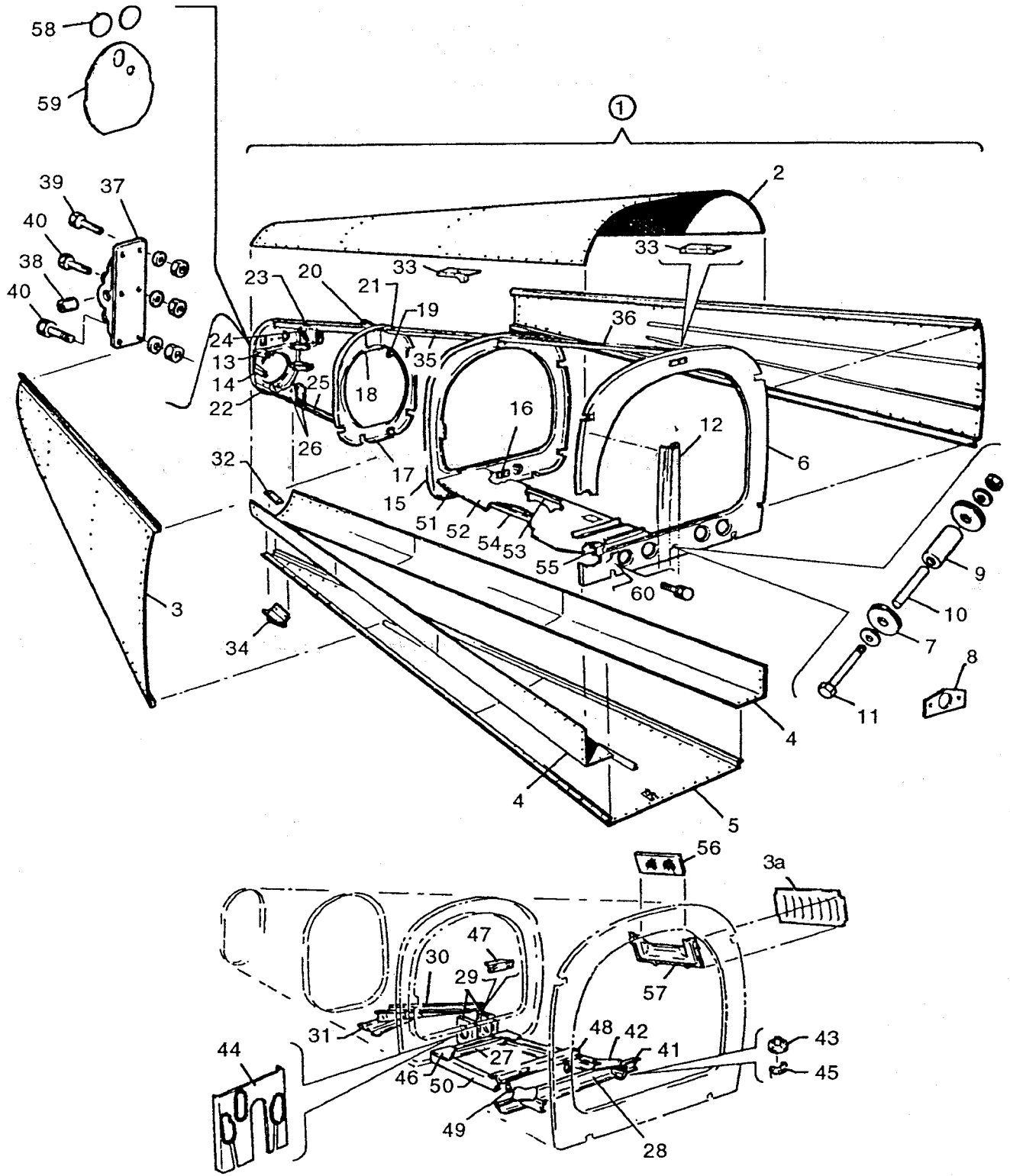


Figure 13. Fuselage Aft Section

**PIPER AIRCRAFT
PA-28-151/161 WARRIOR
AIRPLANE PARTS CATALOG**

CODE EXPLANATIONS FOR FIGURE 13

- A -
- B - Used on PA-28-151 with serial numbers 28-7615002 and up, and PA-28-161 with serial numbers 28-7716001 thru 28-7716323.
- C -
- D - Used on PA-28-151 with serial numbers 28-7415001 and up, and PA-28-161 with serial numbers 28-7716001 thru 28-7716323.
- E - When ordering for 1978 and 1979 models, specify with or without provisions for air conditioning. When ordering for 1980 models and up, specify if air conditioning or fresh air ventilation system is installed.
- F - Used when air conditioning is installed.
- G - Used when fresh air ventilation system is installed.

**PIPER AIRCRAFT
PA-28-151/161 WARRIOR
AIRPLANE PARTS CATALOG**

Figure and Index Number	Part Number	Code	Nomenclature	No. Req.	Serial Numbers Affected
13-1	99466-08		FUSELAGE ASSEMBLY - Aft section	1	28-7415001 thru 28-7615001
	76469-904	B	FUSELAGE ASSEMBLY - Aft section	1	
	99466-22	E	FUSELAGE ASSEMBLY - Aft section	1	28-7816001 thru 2816109
	99466-23		FUSELAGE ASSEMBLY - Aft section	1	2816110 and up
-2	99468-02	D	* SKIN - Upper	1	
	99468-03	F	* SKIN - Upper	1	28-7816001 and up
-3	99470-04	D	* SKIN ASSEMBLY - Side, left	1	
	99470-00		* SKIN ASSEMBLY - Side, left	1	28-7816001 and up
	99470-800	G	* SKIN ASSEMBLY - Side, left	1	28-8016001 and up
	99549-08	F	* SKIN ASSEMBLY - Side, left	1	28-7816001 and up
	99470-05	D	* SKIN ASSEMBLY - Side, right	1	
	99470-01		* SKIN ASSEMBLY - Side, right	1	28-7816001 and up
	99549-07	F	* SKIN ASSEMBLY - Side, right	1	28-7816001 and up
-3a	99559-00	F	** LOUVER - Air conditioning exhaust, left	1	28-7816001 and up
	99559-01	F	** LOUVER - Air conditioning exhaust, right	1	28-7816001 and up
-4	99471-00	D	* SKIN - Lower side, left	1	
	99471-02	F	* SKIN - Lower side, left	1	28-7816001 and up
	99471-01	D	* SKIN - Lower side, right	1	
	99471-03	F	* SKIN - Lower side, right	1	28-7816001 and up
-5	99469-05	D	* SKIN ASSEMBLY - Lower center	1	
	99469-04	F	* SKIN ASSEMBLY - Lower center	1	28-7816001 thru 2816109
	99469-03		* SKIN ASSEMBLY - Lower center	1	2816110 and up
-6	65640-00		* BULKHEAD ASSEMBLY - Fuselage, Sta. 156.00	1	
-7	62711-04		** PULLEY	2	
-8	62665-02		** FAIRLEAD	4	
-9	63900-60		** BUSHING - Pulley	1	
-10	63900-59		** BUSHING - Pulley	1	
-11	400 446		** BOLT - (AN3-16A)	1	
	407 585		** WASHER - (AN960-416L)	2	
	404 888		** NUT - (MS20365-1032C)	1	
-12	62630-00		* CHANNEL - Baggage door, right	1	
-13	62413-00		* FITTING ASSEMBLY - Upper, left	1	
	62413-01		* FITTING ASSEMBLY - Upper, right	1	
-14	62414-00		* FITTING ASSEMBLY - Lower, left	1	
	62414-01		* FITTING ASSEMBLY - Lower, right	1	
-15	62443-00		* BULKHEAD ASSEMBLY - Fuselage, Sta. 191.00	1	
-16	67249-00		** FAIRLEAD	1	
-17	62444-05		* BULKHEAD ASSEMBLY - Fuselage, Sta. 228.30	1	
-18	62753-00		** BRACKET - Stabilator trim	1	
-19	62817-00		** BRACKET - Stabilator trim indicator pulley	1	
-20	62453-00		** FITTING - Frame, Sta. 228.30	1	
-21	66955-00		** DOUBLER - Frame, top, Sta. 228.30	1	
-22	62445-00		* BULKHEAD ASSEMBLY - Fuselage, Sta. 255.125	1	
-23	62451-00		* STRINGER ASSEMBLY - Hat section	1	
-24	62452-00		** BRACKET - Stabilator pulley, left	1	
	62452-01		** BRACKET - Stabilator pulley, right	1	
-25	62455-00		* STRINGER ASSEMBLY - Hat section	1	
-26	62457-00		** BRACKET - Stabilator pulley, left	1	
	62457-01		** BRACKET - Stabilator pulley, right	1	
-27	99273-00	F	* STIFFENER - Condenser door frame	1	28-7816001 and up
-28	99278-03	F	* ZEE ASSEMBLY - Condenser door frame	1	28-7816001 and up
-29	99552-02	F	* BRACKET ASSEMBLY - Condenser door bellcrank, left	1	28-7816001 and up
	99552-00	F	* BRACKET ASSEMBLY - Condenser door bellcrank, right	1	28-7816001 and up
-30	99558-00	F	* BRACKET - Motor mount, condenser actuator	1	28-7816001 and up
-31	99545-00	F	* BRACKET ASSEMBLY - Motor support	1	28-7816001 and up
-32	62471-00		* SPACER - Tail skid	2	
-33	99813-02		* DOUBLER - Antenna mount, forward	1	
	99805-03		* DOUBLER - Antenna mount, aft	1	
-34	66769-00		* SKID ASSEMBLY - Tail	1	
-35	79267-00		* STRINGER - Top, Sta. 191.00 to Sta. 228.30	1	
-36	65114-00		* STRINGER - Top, Sta. 156.00 to Sta. 191.00	1	

When ordering, always specify Part Number, Description, and Serial Number of Aircraft

Revised: July 30, 1994

**PIPER AIRCRAFT
PA-28-151/161 WARRIOR
AIRPLANE PARTS CATALOG**

Figure and Index Number	Part Number	Code	Nomenclature	No. Req.	Serial Numbers Affected
13-37	62645-04		* FITTING ASSEMBLY - Stabilator attachment	2	
	553 266		** BOLT - Elevator stop (NKN428-3-7)	2	
	404 224		** NUT - (AN315-3R)	2	
-38	452 394		** BEARING - (DW4K2)	2	
-39	402 890		* BOLT - (NA5464P3A5)	4	
	407 564		* WASHER - (AN960-10)	4	
	407 584		* WASHER - (AN960-10L)	4	
	404 556		* NUT - (M521045 L3)	4	
-40	402 897		* BOLT - (NA5464P3A4)	8	
	407 564		* WASHER - (AN960 10)	8	
	407 584		* WASHER - (AN960-10L)	8	
	404 556		* NUT - (M521045-L3)	8	
-41	99487-00	F	* BRACE - Condenser frame, left	1	28-7816001 and up
	99487-01	F	* BRACE - Condenser frame, right	1	28-7816001 and up
-42	99488-00	F	* GUSSET - Condenser frame, forward	2	28-7816001 and up
-43	99609-00	F	* VENT ASSEMBLY - Evaporator	1	28-7816001 and up
-44	76497-02	F	* PANEL ASSEMBLY - Fairlead	1	28-7816001 and up
-45	22482-00	F	* SCOOP - Evaporator vent	1	28-7816001 and up
-46	99280-00	F	* GUSSET - Condenser frame, aft, left	1	28-7816001 and up
	99280-01	F	* GUSSET - Condenser frame, aft, right	1	28-7816001 and up
-47	99555-00	F	* BRACKET - Brace	1	28-7816001 and up
-48	99496-00	F	* BRACKET ASSEMBLY - Condenser door actuation	1	28 7816001 and up
-49	99561-00	F	** BEARING ASSEMBLY - Condenser door actuation	2	28-7816001 and up
-50	99272-00	F	* CHANNEL - Condenser door frame	2	28-7816001 and up
-51	67367-00	D	SHELF ASSEMBLY - Battery	1	
	85417-02		SHELF ASSEMBLY - Battery	1	2816110 and up
-52	67366-00	D	* WEB - Battery shelf	1	
	85416-802		* WEB - Battery shelf	1	2816110 and up
-53	62463-00	D	* CHANNEL - Battery shelf, inboard	1	
	62463-00		* CHANNEL - Battery shelf, inboard	1	2816110 and up
-54	62464-00	D	* CHANNEL - Battery shelf, outboard	1	
	62464-00		* CHANNEL - Battery shelf, outboard	1	2816110 and up
-55	62465-00	D	* CHANNEL - Battery shelf, front	2	
	62465-00		* CHANNEL - Battery shelf, front	3	2816110 and up
-56	99631-00	F	FILTER - Air conditioning exhaust	2	28-7816001 and up
-57	99615-00	F	COVER - Air conditioning exhaust louver, left	1	28-7816001 and up
	99615-01	F	COVER - Air conditioning exhaust louver, right	1	28-7816001 and up
-58	63078-06		DISC - Closeout	2	
-59	65494-00		PLATE ASSEMBLY - Aft fuselage closeout	1	
-60	400 438		BOLT - (AN3-4A)	4	
	407 694		WASHER - (AN960-D10)	4	

When ordering, always specify Part Number, Description, and Serial Number of Aircraft

PIPER AIRCRAFT
PA-28-151/161 WARRIOR
AIRPLANE PARTS CATALOG

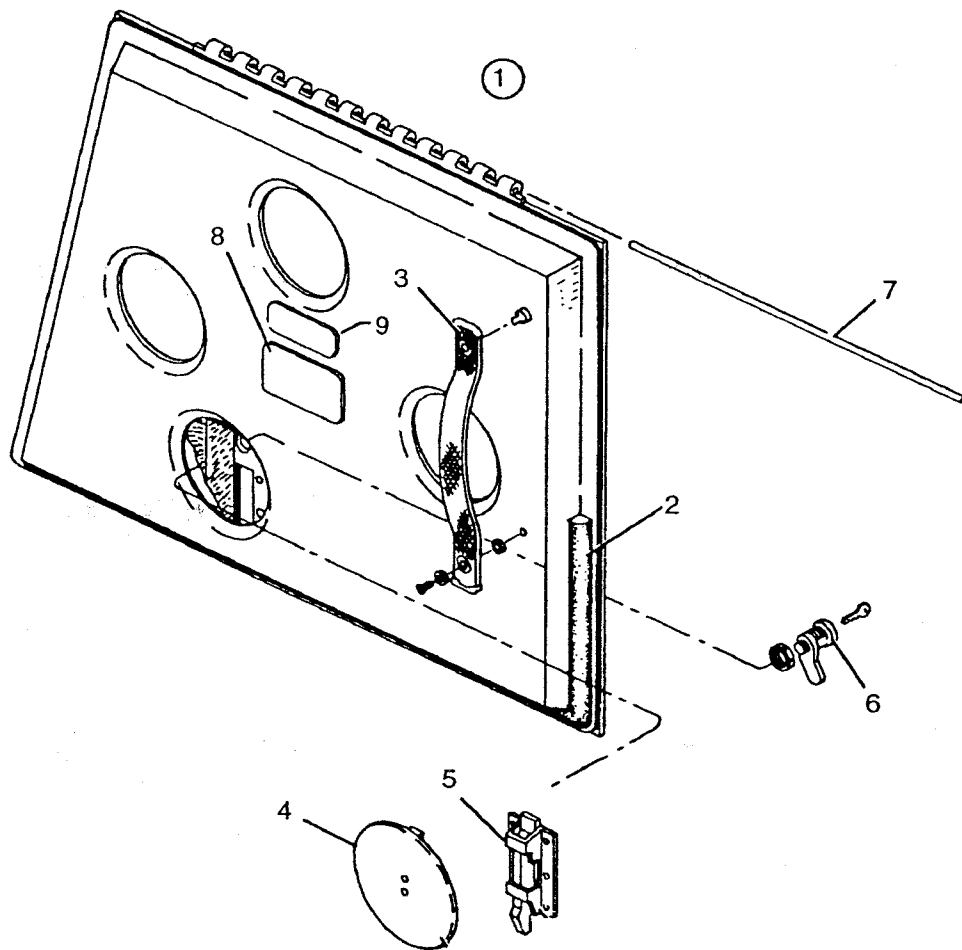


Figure 14. Fuselage Baggage Door Assembly

Reissued: December 1, 1989

**PIPER AIRCRAFT
PA-28-151/161 WARRIOR
AIRPLANE PARTS CATALOG**

CODE EXPLANATIONS FOR FIGURE 14

- A - If matching cabin door lock, baggage door lock, and ignition switch are desired, order Kit 470 728 for PA-28-151 with serial numbers 28-7415001 thru 28-7615001. Order Kit 87329-03 for PA-28-151 with serial numbers 28-7615002 and up, and PA-28-161.
- B - Used on PA-28-151 with serial numbers 28-7715001 and up, and PA-28-161 with serial numbers 28-7716001 and up.

**PIPER AIRCRAFT
PA-28-151/161 WARRIOR
AIRPLANE PARTS CATALOG**

Figure and Index Number	Part Number	Code	Nomenclature	No. Req.	Serial Numbers Affected
14-1	66793-18		DOOR ASSEMBLY - Baggage (bonded) (less lock assembly)	1	
-2	19063-02		* MOULDING - Baggage door (quarter-round type)	9	
	189 139		* MOULDING - Baggage door (bulb type)	9	
-3	65440-801		* STRAP ASSEMBLY - Baggage door (11 L)	1	
	65440-07		* STRAP ASSEMBLY - Baggage door (11.75 L)	1	
-4	12761-02		* COVER ASSEMBLY - Lock access (4.75 dia.)	1	
	79452-00		* COVER - Lock access (5.75 dia.)	1	
-5	472 010		* LATCH - (H38-.064-.460)	1	
-6	87329-08	A	LOCK ASSEMBLY - Baggage door	1	
-7	62400-02		PIN - Hinge	1	
-8	65530-00		PLACARD - Baggage compartment	1	28-7415001 thru 28-7615445
	69669-171	B	PLACARD - Baggage compartment	1	
-9	87341-05		PLACARD - Max. Baggage	1	

When ordering, always specify Part Number, Description, and Serial Number of Aircraft

Reissued: December 1, 1989

**PIPER AIRCRAFT
PA-28-151/161 WARRIOR
AIRPLANE PARTS CATALOG**

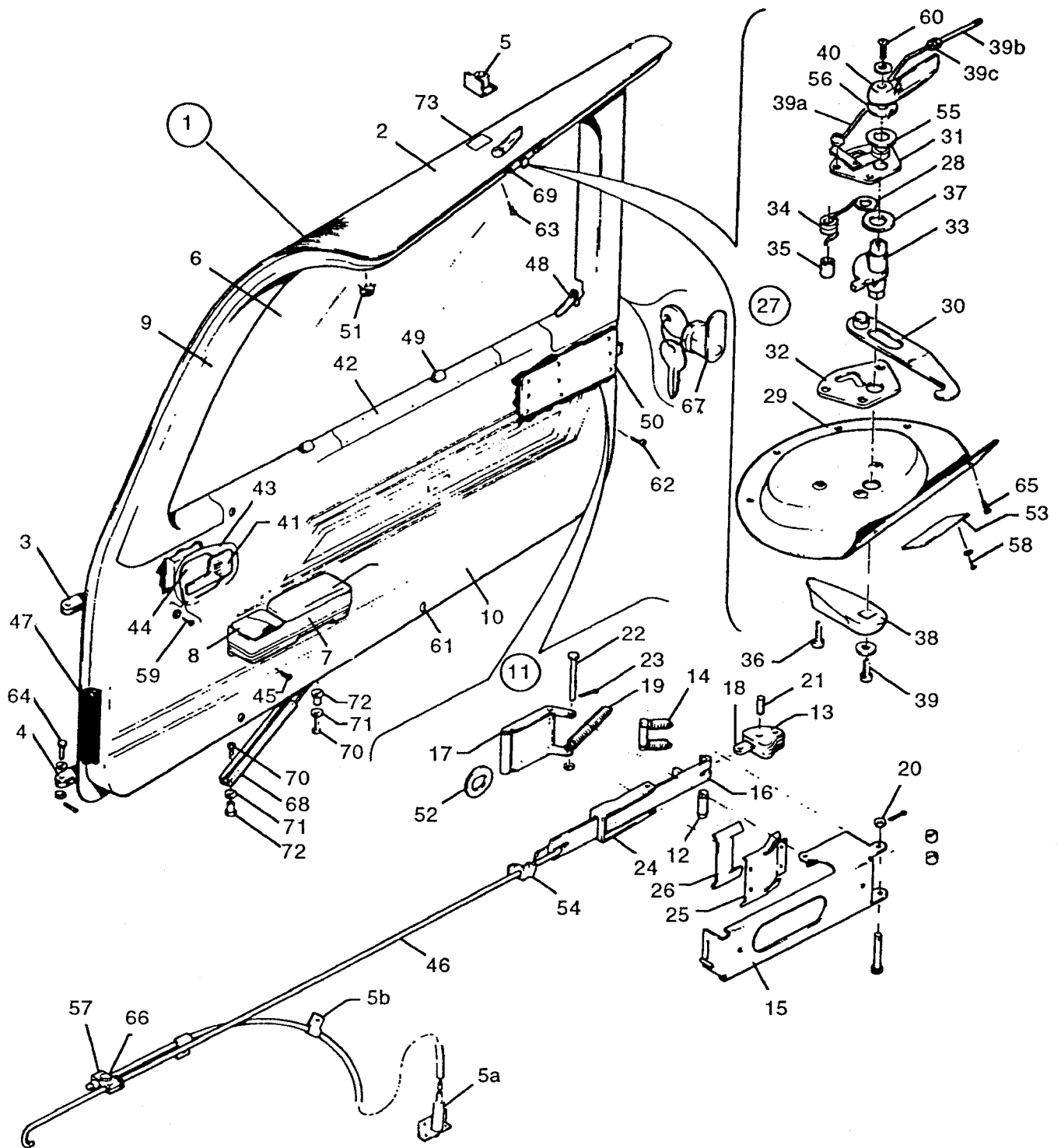


Figure 15. Fuselage Cabin Door Assembly
(28-7415001 thru 28-7615001)

**PIPER AIRCRAFT
PA-28-151/161 WARRIOR
AIRPLANE PARTS CATALOG**

CODE EXPLANATIONS FOR FIGURE 15

- A - Complete door assembly not available. Order component parts.
- B - If matching cabin door lock, baggage door lock, and ignition switch are desired, order Kit 470 728.
- C - When ordering specify color red, blue/green, gold, black or green.
- D - Complete door assembly does not include lock assembly.

**PIPER AIRCRAFT
PA-28-151/161 WARRIOR
AIRPLANE PARTS CATALOG**

Figure and Index Number	Part Number	Code	Nomenclature	No. Req.	Serial Numbers Affected
15-1	79209-02	A,D	DOOR ASSEMBLY - Cabin (complete) (with 080 thick window)	1	
	79209-14	A,D	DOOR ASSEMBLY - Cabin (complete) (with 125 thick window)	1	
	76145-00		* DOOR ASSEMBLY - Cabin	1	
-3	66913-03		** HINGE - Cabin door, top	1	
-4	66914-02		** HINGE - Cabin door, bottom	1	
-5	96872-00		** BRACKET ASSEMBLY - Upper door latch	1	
-5a	96863-00		** ACTUATOR ASSEMBLY - Lower door latch	1	
-5b	454 887		** CLAMP - (PS10017-1-3)	3	
-6	76150-02		* WINDOW - Cabin door, tinted (.080 thick)	1	
	76150-04		* WINDOW - Cabin door, clear (.080 thick)	1	
	76435-00		* WINDOW - Cabin door, clear (.125 thick)	1	
	76435-02		* WINDOW - Cabin door, tinted (.125 thick)	1	
-7	66710-17		* HOUSING ASSEMBLY - Armrest	1	
-8	763 003		** BOX ASSEMBLY - Ash tray (S-25-AR-C)	1	
-8a	66710-44	C	* PAD - Armrest	1	
	66710-26		* PAD - Armrest, white	1	28-7415001 thru 28-7415713
-9	79209-10		* COVER ASSEMBLY - Door trim, upper	1	
-10	579 889		* PANEL ASSEMBLY - Door trim, red	1	
	579 888		* PANEL ASSEMBLY - Door trim, blue	1	
	579 887		* PANEL ASSEMBLY - Door trim, gold	1	
	579 886		* PANEL ASSEMBLY - Door trim, black	1	
	579 885		* PANEL ASSEMBLY - Door trim, white	1	
	579 884		* PANEL ASSEMBLY - Door trim, green	1	
-11	68188-00		* LATCH ASSEMBLY - Door	1	
-12	14627-03		** PIN - Door latch	1	
-13	69224-00		** TONGUE ASSEMBLY - Door latch	1	
-14	14635-02		** SPRING	2	
-15	79434-00		** HOUSING ASSEMBLY - Door latch	1	
-16	66654-00		** PLATE ASSEMBLY	1	
-17	79594-00		** PLATE	1	
-18	81262-68		** LINK	1	
-19	83302-43		** SPRING	1	
-20	407 562		** WASHER - (AN960-6)	1	
	424 163		** PIN - (MS20392-1C53)	1	
	424 051		** COTTER PIN - (MS24665-132)	1	
-21	480 694		** ROLL PIN - (59 028-125-05625)	1	
-22	424 162		** PIN - (MS20392-1C49)	1	
-23	424 051		** COTTER PIN - (MS24665-132)	1	
	407 562		** WASHER - (AN960-6)	1	
	14843-90		** BUSHING	1	
-24	66641-00		** PLATE - Door latch stop	1	
-25	21843-00		** PLATE - Seal support	1	
-26	21844-00		** SEAL	1	
-27	96919-00		* LATCH ASSEMBLY - Door, auxiliary	1	
-28	407 641		** WASHER	1	
-29	68180-00		** PAN - Door latch	1	
-30	63036-00		** HOOK ASSEMBLY - Door latch	1	
-31	68179-00		** PLATE - Door latch	1	
-32	68179-02		** PLATE - Door latch	1	
-33	63042-02		** CAM - Door latch	1	
-34	63045-00		** SPRING - Door latch	1	
-35	63900-50		** BUSHING	3	
-36	414 769		** SCREW - (AN507-832R14)	3	
	404 833		** NUT - (MS20364-832C)	3	
-37	407 569		** WASHER - (AN960-816)	1	
-38	63039-00		** HANDLE - Door, auxiliary, white	1	

When ordering, always specify Part Number, Description, and Serial Number of Aircraft

**PIPER AIRCRAFT
PA-28-151/161 WARRIOR
AIRPLANE PARTS CATALOG**

Figure and Index Number	Part Number	Code	Nomenclature	No. Req.	Serial Numbers Affected
15-39	415 179		** SCREW - (AN526C-832R8)	1	
	407 586		** WASHER - Door handle (AN960-51-6L)	1	
-39a	96869-00		** ROD ASSEMBLY - Door latch	1	
-39b	96868-00		** PIN - Door latch	1	
-39c	404 224		** NUT - (AN315-3R)	1	
-40	63039-00		* HANDLE - Door, auxiliary, white	1	
-41	464 046		* HANDLE ASSEMBLY - Door (113-837-020)	1	
-42	76158-02		* ANGLE - Door trim, forward	1	
	76158-00		* ANGLE - Door trim, upper center	1	
	76159-00		* ANGLE - Door trim, lower center	1	
	76158-03		* ANGLE - Door trim, rear	1	
-43	459 441		* ESCUTCHEON - (113-837-239B)	1	
-44	581 489		* TRIM PLATE - Black (311-837-247)	1	
-45	419 594		* SCREW - (AN530-10R36)	2	
-46	99783-00		* ROD - Door latch	1	
-47	19063-02		* MOULDING - Cabin door (quarter-round type)	13	
	189 139		* MOULDING - Cabin door (bulb type)	13	
-48	99997-00		* EXTRUSION - Vinyl	6	
-49	99943-00		* RETAINER - Side panel	2	
-50	63012-00		* PLATE - Door latch trim	1	
-51	581 928		* BUTTON - Plug (207-200201-00-0103)	2	
-52	21176-00		* SPACER - Door lock	2	
-53	68555-05		* PLACARD - Door lock, white	1	
-54	587 221		* SPRING - (113-837-199)	1	
-55	62833-21		* WASHER - Neoprene	1	
-56	407 680		* WASHER - (AN960C-816)	1	
-57	96864-00		* CLAMP - Lower door latch	2	
-58	419 680		* SCREW - (P510012-3)	2	
	494 001		* WASHER - (P510016-4)	2	
-59	486 160		* SCREW - (N00-014-2161)	1	
	494 141		* WASHER - (N00-012-1131)	1	
-60	415 378		* SCREW - (M551957-45)	1	
	407 677		* WASHER - (AN960C-51-6L)	1	
-61	419 681		* SCREW - (P510012-4)	2	
	494 001		* WASHER - (P510016-4)	2	
-62	419 929		* SCREW - (4 x 3/8L Type A)	2	
-63	419 933		* SCREW - (4 x 1/2L Type A)	2	
-64	424 204		* PIN - (M520392-3C13)	2	
	407 585		* WASHER - (AN960-416L)	4	
	424 051		* COTTER PIN - (M524665-132)	2	
-65	414 736		* SCREW - (M524693-C28)	2	
-66	401 266		* BOLT - (AN3-5A)	1	
	407 564		* WASHER - (AN960-10)	1	
	404 887		* NUT - (M520365-1032C)	1	
-67	752 301	B	LOCK ASSEMBLY - Cabin door	1	
-68	65727-00		DOOR HOLDER ASSEMBLY	1	
-69	453 856		BUMPER - (SJ-5003) White	2	
-70	400 862		BOLT - (AN23-10A)	2	
-71	62833-39		WASHER - Door holder (neoprene)	2	
-72	63020-02		BUSHING - Door holder	2	
-73	87334-02		PLACARD - Door release		

When ordering, always specify Part Number, Description, and Serial Number of Aircraft

Reissued: December 1, 1989

**PIPER AIRCRAFT
PA-28-151/161 WARRIOR
AIRPLANE PARTS CATALOG**

CODE EXPLANATIONS FOR FIGURE 16

- A - Used on PA-28-151 with serial numbers 28-7615002 and up, and PA-28-161 .
- B - Complete door assembly not available. Order component parts.
- C - When ordering, specify color red, blue/green, gold, black, green or bark. Specify color bark I when ordering for PA-28-151 with serial numbers 28-7715001 and up, and PA-28-161 with serial numbers 28-7716001 thru 28-7716075. Specify color bark II or black for PA-28-161 with serial numbers 28-7716076 and up.
- D - When ordering, specify color red, blue/green, gold, black or green.
- E - Cabin door lock unlocks in a counterclockwise direction. If matching cabin door lock, baggage door lock and ignition switch are desired, order Kit 470 728.
- F - Cabin door lock unlocks in a clockwise direction. If matching cabin door lock, baggage door lock and ignition switch are desired, order Kit 87329-03.
- G -
- H - Used on PA-28-151 with serial numbers 28-7715001 and up, and PA-28-161 with serial numbers 28-7716001 thru 28-8216236.
- J - Used on PA-28-151 with serial numbers 28-7715001 and up, and PA-28-161 with serial numbers 28-7716001 thru 28-7716323.
- K -
- L - Used with door latch hook assembly that has a 3/8 O.D. welded stud.
- M - Used with door latch hook assembly that has a 1/4 O.D. welded stud and 3/8 O.D. removable roller.
- N - Used on PA-28-151 with serial numbers 28-7715001 and up, and PA-28-161 with serial numbers 28-7716001 thru 28-8116213.
- P - Used on serial numbers 28-8116214 and up. Also used on serial numbers 28-8016001 thru 28-8116213 if luxurious Interior is installed.
- Q - Used on serial numbers 28-8116214 and up. Also used on serial numbers 28-8116001 thru 28-8116213 if luxurious Interior is installed.
- R - Used on PA-28-161 with serial numbers 28-8116214 thru 28-8216242. Also used on PA-28-161 with serial numbers 28-8116001 thru 28-8116213 if luxurious Interior is installed.
- S - Used on PA-28-161 with serial numbers 28-8116214 thru 28-8216236. Also used on PA-28-161 with serial numbers 28-8016001 thru 28-8116213 if luxurious Interior is installed.
- T - Used if Luxurious Interior is not installed.

PIPER AIRCRAFT PA-28-151/161 WARRIOR AIRPLANE PARTS CATALOG

Figure and Index Number	Part Number	Code	Nomenclature	No. Req.	Serial Numbers Affected
16-	79546 36722		DRAWING - Doors Installation DRAWING - Door Snubber Installation		28-7716001 and up
-1	79545-02	B	DOOR ASSEMBLY - Complete (less lock assembly)	1	
-2	189 139		* MOULDING - Cabin door (bulb type)	13	
-3	66710-17		* HOUSING ASSEMBLY - Armrest	1	
-4	763 003		* * BOX ASSEMBLY - Ash tray (S-25-AR-C)	1	
-5	66710-44	D	* PAD - Armrest	1	28-7615002 thru 28-7615445
	580 730	J	* PAD - Armrest, mushroom	1	
	580 731	H	* PAD - Armrest, camel	1	
	579 227		* PAD - Armrest, firethorn red (vinyl)	1	28-8116001 thru 28-8216236
	579 472		* PAD - Armrest, firethorn red (fabric)	1	28-8016001 and up
	559 793		* PAD - Armrest, firethorn red (leather)	1	28-8316001 and up
	680 001		* PAD - Armrest, red (vinyl)	1	28-8316001 and up
	579 473		* PAD - Armrest, buckskin (velour)	1	28-8016001 thru 28-8216236
	680 003		* PAD - Armrest, light buckskin (vinyl)	1	28-8316001 and up
	559 805		* PAD - Armrest, light buckskin (leather)	1	28-8316001 and up
	579 228		* PAD - Armrest, dark blue (vinyl)	1	28-8116001 thru 28-8216236
	579 474		* PAD - Armrest, dark blue (fabric)	1	28-8016001 and up
	559 758		* PAD - Armrest, dark blue (leather)	1	28-8316001 and up
	680 002		* PAD - Armrest, blue (vinyl)	1	28-8316001 and up
	579 226		* PAD - Armrest, dark cedar (knit)	1	28-8116001 and up
	579 115		* PAD - Armrest, dark cedar (velour)	1	28-8216001 thru 28-8216236
	559 782		* PAD - Armrest, dark cedar (leather)	1	28-8316001 and up
	579 113		* PAD - Armrest, dark carmine (velour)	1	28-8216001 thru 28-8216236
	579 114		* PAD - Armrest, sandalwood (fabric)	1	28-8216001 and up
	680 131		* PAD - Armrest, patrician sandalwood (fabric)	1	28-8316001 and up
	680 000		* PAD - Armrest, dark saddle (knit)	1	28-8316001 and up
	559 770		* PAD - Armrest, dark saddle (leather)	1	28-8316001 and up
-6	79542-04		* COVER - Cabin door, upper, white	1	
-7	579 616		* PANEL ASSEMBLY - Cabin door trim, red	1	28-7615002 thru 28-7615445
	579 617		* PANEL ASSEMBLY - Cabin door trim, blue/green	1	28-7615002 thru 28-7615445
	579 618		* PANEL ASSEMBLY - Cabin door trim, gold	1	28-7615002 thru 28-7615445
	579 619		* PANEL ASSEMBLY - Cabin door trim, black	1	28-7615002 thru 28-7615445
	579 620		* PANEL ASSEMBLY - Cabin door trim, green	1	28-7615002 thru 28-7615445
	580 708	J	* PANEL ASSEMBLY - Cabin door trim, mushroom/black	1	
	580 798	N,T	* PANEL ASSEMBLY - Cabin door trim, camel/black	1	
	579 410	R	* PANEL ASSEMBLY - Cabin door trim, white/camel/black	1	
	579 256	T	* PANEL ASSEMBLY - Cabin door trim, firethorn red	1	28-8116001 thru 28-8116213
	579 262	R	* PANEL ASSEMBLY - Cabin door trim, firethorn red (vinyl)	1	
	579 338	P	* PANEL ASSEMBLY - Cabin door trim, firethorn red (velour)	1	
	680 048		* PANEL ASSEMBLY - Cabin door trim, red (vinyl)	1	28-8316001 and up
	579 339	S	* PANEL ASSEMBLY - Cabin door trim, buckskin (velour)	1	
	680 050		* PANEL ASSEMBLY - Cabin door trim, light buckskin (vinyl)	1	28-8316001 and up
	579 257	T	* PANEL ASSEMBLY - Cabin door trim, dark blue	1	28-8116001 thru 28-8116213
	579 263	R	* PANEL ASSEMBLY - Cabin door trim, dark blue (vinyl)	1	
	579 316	P	* PANEL ASSEMBLY - Cabin door trim, dark blue (velour)	1	
	680 117		* PANEL ASSEMBLY - Cabin door trim, light blue (velour)	1	28-8316001 and up
	680 049		* PANEL ASSEMBLY - Cabin door trim, blue (vinyl)	1	28-8316001 and up
	579 261	Q	* PANEL ASSEMBLY - Cabin door trim, dark cedar (knit)	1	
	579 082		* PANEL ASSEMBLY - Cabin door trim, dark cedar (velour)	1	28-8216001 and up
	579 080		* PANEL ASSEMBLY - Cabin door trim, dark carmine (velour)	1	28-8216001 and up
	579 081		* PANEL ASSEMBLY - Cabin door trim, sandalwood (fabric)	1	28-8216001 and up
	680 047		* PANEL ASSEMBLY - Cabin door trim, dark saddle (fabric)	1	28-8316001 and up
-8	99943-00		* RETAINER - Side panel	2	

When ordering, always specify Part Number, Description, and Serial Number of Aircraft

**PIPER AIRCRAFT
PA-28-151/161 WARRIOR
AIRPLANE PARTS CATALOG**

Figure and Index Number	Part Number	Code	Nomenclature	No. Req.	Serial Numbers Affected
16-9	79475-20		* WINDOW - Cabin door (.080 thick), clear	1	
	79475-59		* WINDOW - Cabin door (.125 thick), clear	1	
	79475-58		* WINDOW - Cabin door (.080 thick), tinted	1	
	79475-60		* WINDOW - Cabin door (.125 thick), tinted	1	
-10	79475-16		* DOOR ASSEMBLY - Cabin (less window and lock assembly)	1	
-11	79475-07		** HINGE - Cabin door, upper	1	
-12	79475-08		** HINGE - Cabin door, lower	1	
-13	79475-22		** RETAINER - Window	1	
-14	419 967		** SCREW - Set (1/4-28 x 1/4 L.)	1	
	486 145		** SCREW - Set (P70FS420-4C) (1/4-20 x 1/4 L.)	1	
-15	79515-35		** COVER - Cabin door latch	1	
-16	79515-13		** HANDLE - Cabin door	1	
-17	79647-02		** KNOB - Door handle	1	
-18	79515-04		** LATCH ASSEMBLY - Door	1	
-19	79515-06		*** TUBE ASSEMBLY - Door latch	1	
-20	65146-00		**** SPRING - Door latch tube (2.00 L.)	1	
	587 398		**** SPRING - Door latch tube (1.50 L.)	1	
-21	400 113		**** BOLT - (AN4-20)	1	
	407 565		**** WASHER - (AN960-416)	3	
	404 101		**** NUT - (AN310-4)	1	
	424 051		**** COTTER PIN - (MS24665-132)	1	
-22	79515-07		*** BOX ASSEMBLY - Door latch	1	
-23	79515-08		*** LINK - Door latch mechanism	2	
-24	79515-15		*** BUSHING - Door latch mechanism	1	
-25	79530-02		*** HANDLE - Door latch mechanism	1	
-26	587 381		*** SPRING - (EO240-037-1750S)	1	
-27	62833-105		*** WASHER - Door latch mechanism	1	
-28	79532-02		*** LATCH - Cabin door	1	
-29	400 665		*** BOLT - (AN21-31)	2	
	407 562		*** WASHER - (AN960-6)	2	
	404 391		*** NUT - (AN320-1)	2	
	424 041		*** COTTER PIN - (MS24665-5)	2	
-30	424 178		*** PIN - (MS20392-2C-19)	1	
	424 041		*** COTTER PIN - (MS24665-5)	1	
-31	480 800		*** PIN - Spring (MS9048-111)	1	
-32	407 582		*** WASHER - (AN960-6L)	2	
-33	99997-00		* EXTRUSION - Vinyl	7	
-34	519 853		* SCREW - (MS24622-43)	1	
	62833-107		* WASHER - Teflon	1	
	407 680		* WASHER - (AN960-C816)	1	
-35	36598-02		* LATCH ASSEMBLY - Door, auxiliary	1	
-36	407 680		** WASHER - (AN960-C816)	1	
-37	79475-34		** PAN - Door latch, white	1	
-38	62833-06		** WASHER	1	
-39	63045-00		** SPRING - Door latch	1	
-40	36590-02		** HANDLE - Door, auxiliary	1	
-41	63042-03		** CAM - Door latch	1	
-42	63036-03		** HOOK ASSEMBLY - Door latch (with 3/8 O.D. welded stud)	1	
	63036-04		** HOOK ASSEMBLY - Door latch (with 1/4 O.D. welded stud)	1	
-43	63900-50		** BUSHING	3	
-44	68179-00	L	** PLATE - Door latch	1	
	68179-07	M	** PLATE - Door latch	1	
-45	68179-02	L	** PLATE - Door latch	1	
	68179-08	M	** PLATE - Door latch	1	

When ordering, always specify Part Number, Description, and Serial Number of Aircraft

Reissued: December 1, 1989

**PIPER AIRCRAFT
PA-28-151/161 WARRIOR
AIRPLANE PARTS CATALOG**

Figure and Index Number	Part Number	Code	Nomenclature	No. Req.	Serial Numbers Affected
16-46	519 853		** SCREW - (MS24622-43)	1	
	407 586		** WASHER - (AN960-516L)	1	
	62833-107		** WASHER - Teflon	1	
-47	36572-03		** ROLLER - Door latch (3/8 O.D.)	1	
-48	63039-00		* HANDLE - Door, auxiliary latch	1	
-49	62833-21		* WASHER - Neoprene	1	
-50	464 412		* HANDLE - Door assist (PS10091-1)	1	
-51	419 594		* SCREW - (AN530-10R36)	2	
-52	79542-06	C	* PAN - Door latch	1	
-53	752 301	E	** LOCK ASSEMBLY - Cabin door	1	
	87329-07	F	** LOCK ASSEMBLY - Cabin door	1	
-54	68555-05		PLACARD - Door lock	1	
-55	65727-00		DOOR HOLDER ASSEMBLY	1	
-56	400 862		BOLT - (AN23-10A)	2	
-57	36722-04	K	SEAL - Door snubber (150 long)	1	28-8016305 and up
-58	453 856		BUMPER - (SJ-5003)	2	
-59	62833-39		WASHER - Door holder (neoprene)	1	
-60	63020-02		BUSHING - Door holder	1	
-61	87334-02		PLACARD - Door release	1	
-62	424 204		PIN - (MS20392-3C13)	2	
	407 585		WASHER - (AN960-416L)	4	
	424 051		NUT - (MS24665-132)	2	
-63	69669-117		PLACARD - Open	1	
-64	69669-118		PLACARD - Latch	1	

When ordering, always specify Part Number, Description, and Serial Number of Aircraft

PIPER AIRCRAFT
PA-28-151/161 WARRIOR
AIRPLANE PARTS CATALOG

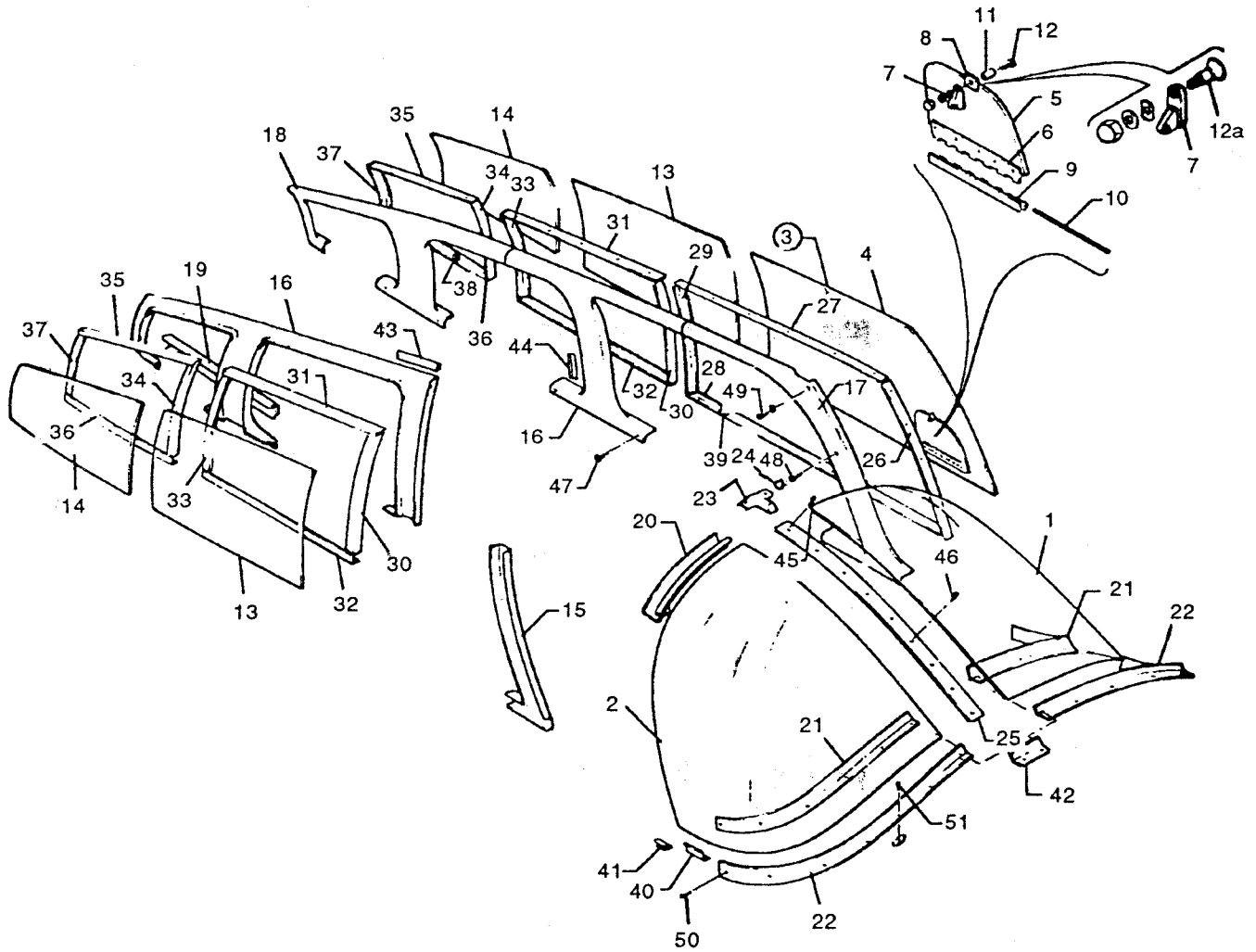


Figure 17. Fuselage Enclosure Installation

Reissued: December 1, 1989

**PIPER AIRCRAFT
PA-28-151/161 WARRIOR
AIRPLANE PARTS CATALOG**

CODE EXPLANATIONS FOR FIGURE 17

- A - Used if .125 thick windshield is installed.
- B - Used if .250 thick windshield is installed.
- C - Used if latch assembly attachment screw is bonded to window assembly.
- D - Used if latch assembly attachment screw requires a .191 hole drilled in window assembly.
- E -
- F - Used on PA-28-151 with serial numbers 28-7615002 and up, and PA-28-161.
- G - Used on PA-28-151 with serial numbers 28-7715001 and up, and PA-28-161 with serial numbers 28-7716001 thru 28-8216236.
- H - Used on PA-28-151 with serial numbers 28-7715001 and up, and PA-28-161 with serial numbers 28-7716001 thru 28-7716323.

PIPER AIRCRAFT PA-28-151/161 WARRIOR AIRPLANE PARTS CATALOG

Figure and Index Number	Part Number	Code	Nomenclature	No. Req.	Serial Numbers Affected
17-	63070 76361 79171		DRAWING - Windshield Installation DRAWING - Window Installation DRAWING - Window Frame Installation		
-1	63070-46 63070-42 79296-16 79296-18		WINDSHIELD - Left, clear (.125 thick) WINDSHIELD - Left, tinted (.125 thick) WINDSHIELD - Left, clear (.250 thick) WINDSHIELD - Left, tinted (.250 thick)	1 1 1 1	
-2	63070-45 63070-41 79296-17 79296-19		WINDSHIELD - Right, clear (.125 thick) WINDSHIELD - Right, tinted (.125 thick) WINDSHIELD - Right, clear (.250 thick) WINDSHIELD - Right, tinted (.250 thick)	1 1 1 1	
-3	65826-05 65826-06		WINDOW ASSEMBLY - Front, left, clear WINDOW ASSEMBLY - Front, left, tinted	1 1	
-4	65798-03 65798-04		WINDOW - Front, left, clear WINDOW - Front, left, tinted	1 1	
-5	65896-00 65896-02		WINDOW ASSEMBLY - Storm, clear WINDOW ASSEMBLY - Storm, tinted	1 1	
-6	65895-00		HINGE - Half	1	
-7	65742-00		LATCH ASSEMBLY - Storm window	1	
-8	65741-00	D	SPACER - Storm window, latch	1	
-9	65782-00		HINGE - Half	1	
-10	63744-09		PIN - Hinge	1	
-11	65003-10	D	BUSHING - Storm window latch	1	
-12	415 497 408 823 407 041 477 696	D D D D	SCREW - (MS35206-232) WASHER - Shake proof (3502-10-71) WASHER - Lock (MS35338-41) NUT - (8061-NP)	1 1 1 1	
-12a	79572-00 408 826 407 041 477 696	C C C C	SCREW - Storm window attachment WASHER - Shake proof (3502-10-71) WASHER - (MS35338-41) NUT - Dome (8061-NP)	1 1 1 1	
-13	76275-00 76275-02 76275-03 76275-04 76276-00 76276-02 76276-03 76276-04		WINDOW - Center, left, clear (.080 thick) WINDOW - Center, left, tinted (.080 thick) WINDOW - Center, left, clear (.125 thick) WINDOW - Center, left, tinted (.125 thick) WINDOW - Center, right, clear (.080 thick) WINDOW - Center, right, tinted (.080 thick) WINDOW - Center, right, clear (.125 thick) WINDOW - Center, right, tinted (.125 thick)	1 1 1 1 1 1 1 1	
-14	76277-00 76277-02 76277-03 76277-04 76278-00 76278-02 76278-03 76278-04		WINDOW - Rear, left, clear (.080 thick) WINDOW - Rear, left, tinted (.080 thick) WINDOW - Rear, left, clear (.125 thick) WINDOW - Rear, left, tinted (.125 thick) WINDOW - Rear, right, clear (.080 thick) WINDOW - Rear, right, tinted (.080 thick) WINDOW - Rear, right, clear (.125 thick) WINDOW - Rear, right, tinted (.125 thick)	1 1 1 1 1 1 1 1	
-15	79171-02 79171-13 79171-22	F	COVER - Window, right COVER - Window, right COVER - Window, right	1 1 1	28-7415001 thru 28-7615001 2816110 and up
-16	79171-11 79171-31 79171-08 79171-28		COVER ASSEMBLY - Window frame, center, left COVER ASSEMBLY - Window frame, center, left COVER ASSEMBLY - Window frame, center, right COVER ASSEMBLY - Window frame, center, right	1 1 1 1	2816110 and up 2816110 and up

When ordering, always specify Part Number, Description, and Serial Number of Aircraft

Revised: July 30, 1994

PIPER AIRCRAFT PA-28-151/161 WARRIOR AIRPLANE PARTS CATALOG

Figure and Index Number	Part Number	Code	Nomenclature	No. Req.	Serial Numbers Affected
17 -17	79171-12		COVER ASSEMBLY - Window frame, front, left	1	28-7415001 thru 28-7615001
	79171-14	F	COVER ASSEMBLY - Window frame, front, left	1	
	79171-32		COVER ASSEMBLY - Window frame, front, left	1	2816110 and up
-18	79171-10		COVER ASSEMBLY - Window frame, rear, left	1	
	79171-30		COVER ASSEMBLY - Window frame, rear, left	1	2816110 and up
	79171-09		COVER ASSEMBLY - Window frame, rear, right	1	
	79171-29		COVER ASSEMBLY - Window frame, rear, right	1	2816110 and up
-19	555 699		COVER ASSEMBLY - Window sill, red	1	28-7415001 thru 28-7615445
	555 700		COVER ASSEMBLY - Window sill, blue/green	1	28 7415001 thru 28-7615445
	555 701		COVER ASSEMBLY - Window sill, gold	1	28-7415001 thru 28-7615445
	555 702		COVER ASSEMBLY - Window sill, black	1	28-7415001 thru 28-7615445
	555 703		COVER ASSEMBLY - Window sill, white	1	28-7415001 thru 28-7615445
	555 704		COVER ASSEMBLY - Window sill, green	1	28-7415001 thru 28-7615445
	555 985	H	COVER ASSEMBLY - Window sill, mushroom	1	
	556 315		COVER ASSEMBLY - Window sill, white	1	28-8116001 thru 28-8216236
	556 119	G	COVER ASSEMBLY - Window sill, camel	1	
	556 940		COVER ASSEMBLY - Window sill, firethorn red (vinyl)	1	28-8116001 thru 28-8216236
	556 693		COVER ASSEMBLY - Window sill, firethorn red (velour)	1	28-8016001 and up
	559 794		COVER ASSEMBLY - Window sill, firethorn red (leather)	1	28-8316001 and up
	557 199		COVER ASSEMBLY - Window sill, red (vinyl)	1	28-8316001 and up
	556 694		COVER ASSEMBLY - Window sill, buckskin (velour)	1	28-8016001 thru 28-8216236
	557 201		COVER ASSEMBLY - Window sill, light buckskin (vinyl)	1	28-8316001 and up
	559 806		COVER ASSEMBLY - Window sill, light buckskin (leather)	1	28-8316001 and up
	556 941		COVER ASSEMBLY - Window sill, dark blue (vinyl)	1	28-8116001 thru 28-8216236
	556 713		COVER ASSEMBLY - Window sill, dark blue (velour)	1	28 8016001 and up
	559 759		COVER ASSEMBLY - Window sill, dark blue (leather)	1	28-8316001 and up
	557 200		COVER ASSEMBLY - Window sill, blue (vinyl)	1	28-8316001 and up
	556 939		COVER ASSEMBLY - Window sill, dark cedar (knit)	1	28-8116001 and up
	557 059		COVER ASSEMBLY - Window sill, dark cedar (velour)	1	28-8216001 and up
	559 783		COVER ASSEMBLY - Window sill, dark cedar (leather)	1	28-8316001 and up
	557 057		COVER ASSEMBLY - Window sill, dark carmine (velour)	1	28-8216001 and up
	557 058		COVER ASSEMBLY - Window sill, sandalwood (fabric)	1	28-8216001 and up
	557 198		COVER ASSEMBLY - Window sill, dark saddle (fabric)	1	28-8316001 and up
	559 771		COVER ASSEMBLY - Window sill, dark saddle (leather)	1	28-8316001 and up
-20	63149-16		COVER - Windshield bow, upper, left	1	28-7415001 thru 28-7615001
	63149-20	F	COVER - Windshield bow, upper, left	1	
	63149-24		COVER - Windshield bow, upper, left	1	2816110 and up
	63149-17		COVER - Windshield bow, upper, right	1	28-7415001 thru 28-7615001
	63149-21	F	COVER - Windshield bow, upper, right	1	
	63149-25		COVER - Windshield bow, upper, right	1	2816110 and up
-21	63070-43		COLLAR - Inside, left	1	
	63070-44		COLLAR - Inside, right	1	
-22	63070-11		COLLAR - Outside, left	1	
	63070-05		COLLAR - Outside, right	1	
-23	67556-02		TRIM - Windshield	1	28-7415001 thru 28-7615001
	67556-04	F	TRIM - Windshield	1	
-24	581 928		BUTTON - Plug (207-200201-00-0103)	10	
-25	63070-07		TRIM STRIP - Windshield, center	1	28-7415001 thru 28-7615001
	79557-00	F	TRIM STRIP - Windshield, center	1	
-26	63071-02		RETAINER - Front window, front, left	1	28-7415001 thru 28-7615001
	79562-00	F	RETAINER - Front window, front, left	1	
-27	76143-00		RETAINER - Front window, top, left	1	
-28	76197-00		RETAINER - Front window, bottom, left	1	
-29	63071-12		RETAINER - Front window, rear, left	1	
-30	76264-00		RETAINER - Center window, front, left	1	
	63071-18		RETAINER - Center window, front, right	1	
-31	76265-00		RETAINER - Center window, top, left	1	
	76266-00		RETAINER - Center window, top, right	1	

When ordering, always specify Part Number, Description, and Serial Number of Aircraft

**PIPER AIRCRAFT
PA-28-151/161 WARRIOR
AIRPLANE PARTS CATALOG**

Figure and Index Number	Part Number	Code	Nomenclature	No. Req.	Serial Numbers Affected
17-32	76268-00		RETAINER - Center window, bottom, left	1	
	76269-00		RETAINER - Center window, bottom, right	1	
-33	76267-00		RETAINER - Center window, rear, left	1	
	76267-01		RETAINER - Center window, rear, right	1	
-34	76270-00		RETAINER - Rear window, front, left	1	
	76270-01		RETAINER - Rear window, front, right	1	
-35	76271-00		RETAINER - Rear window, top	1	
-36	76273-00		RETAINER - Rear window, bottom, left	1	
	76274-00		RETAINER - Rear window, bottom, right	1	
-37	76272-00		RETAINER - Rear window, rear, left	1	
	76272-01		RETAINER - Rear window, rear, right	2	
-38	78086-00		RETAINER - Side panel	2	
-39	99943-00		RETAINER - Side panel	9	
-40	79154-00		RETAINER - Windshield attachment, left	1	
	79155-00		RETAINER - Windshield attachment, right	1	
-41	99943-00		RETAINER - Side panel	2	
-42	69219-00		PLATE - Windshield collar, outside, center	1	
-43	99997-00		EXTRUSION - Vinyl	30	
-44	78057-00		RETAINER - Window frame extrusion	12	
-45	415 535	B	SCREW - (MS35206-245)	1	
	415 544	A	SCREW - (MS35206-244)	1	
-46	415 537	B	SCREW - (MS35206-247)	8	
	415 536	A	SCREW - (MS35206-246)	8	
-47	419 929		SCREW - (4 x 3/8 L.) Type A	12	
-48	419 641		SCREW - (4 x 1/2 L.) Type A	90	
-49	419 681		SCREW - (PS10012-4)	6	
	494 001		WASHER - (PS10016-4)	6	
-50	415 495		SCREW - (MS35206-230)	2	
-51	415 495		SCREW - (MS35206-230)	24	
	406 823		ANCHOR NUT - (NAS686A06K)	24	

When ordering, always specify Part Number, Description, and Serial Number of Aircraft

Reissued: December 1, 1989

**PIPER AIRCRAFT
PA-28-151/161 WARRIOR
AIRPLANE PARTS CATALOG**

THIS PAGE INTENTIONALLY LEFT BLANK

PIPER AIRCRAFT
PA-28-151/161 WARRIOR
AIRPLANE PARTS CATALOG

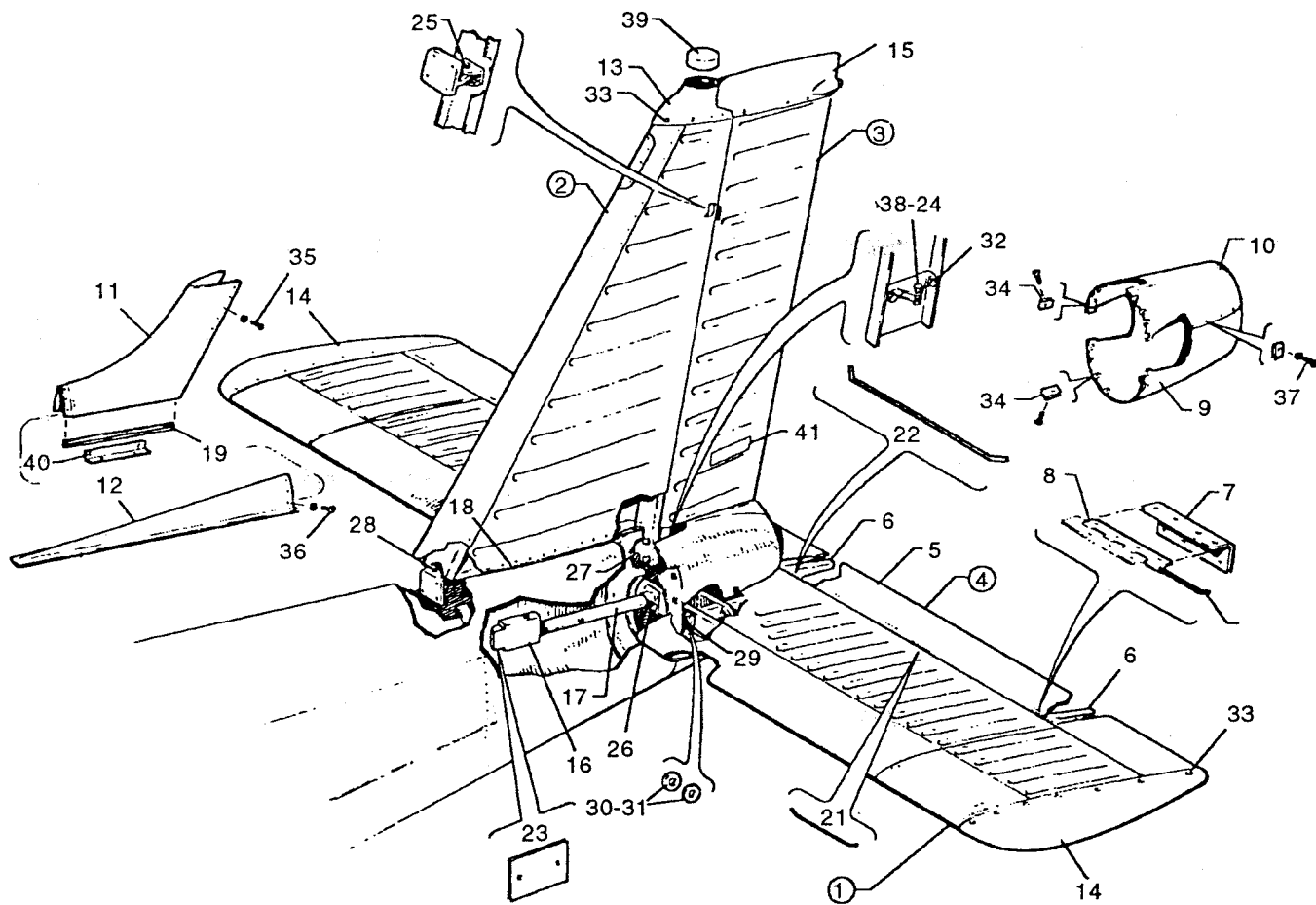


Figure 18. Tail Surfaces Installation

**PIPER AIRCRAFT
PA-28-151/161 WARRIOR
AIRPLANE PARTS CATALOG**

CODE EXPLANATIONS FOR FIGURE 18

- A - See Figure 19 for component parts.
- B - See Figure 20 for component parts.
- C - See Figure 21 for component parts.
- D - Used if rotating beacon is installed. Also used if neither strobe light nor rotating beacon is installed.
- E - Used if strobe lights are installed.
- F - Used on PA-28-151, and PA-28-161 with serial numbers 28-7716001 thru 28-7816175.
- G - Used on PA-28-161 only.
- H - Used on PA-28-151 with serial numbers 28-7415001 and up, and PA-28-161 with serial numbers 28-7716001 thru 28-7916617.
- J - Used on PA-28-151 with serial numbers 28-7415001 and up, and PA-28-161 with serial numbers 28-7716001 thru 28-8216023
Also used on PA-28-161 with serial numbers 28-8216024 and up if aircraft complies with United Kingdom requirements.

PIPER AIRCRAFT PA-28-151/161 WARRIOR AIRPLANE PARTS CATALOG

Figure and Index Number	Part Number	Code	Nomenclature	No. Req.	Serial Numbers Affected
18-	62002		DRAWING - Tail Surfaces Installation		
-1	68426-00	A	STABILATOR ASSEMBLY	1	
-2	66975-03	B,H	FIN ASSEMBLY	1	
	66975-04	B	FIN ASSEMBLY	1	28-8016001 and up
-3	65342-02	C	RUDDER ASSEMBLY	1	
-4	63585-00		TAB ASSEMBLY - Stabilator, left	1	
	63585-01		TAB ASSEMBLY - Stabilator, right	1	
-5	63586-00		* SKIN - Stabilator trim tab, left	2	
	63586-01		* SKIN - Stabilator trim tab, right	2	
-6	63587-00		* RIB - Outboard	1	
	63587-01		* RIB - Inboard	1	
-7	63588-00		* DOUBLER - Tab assembly	3	
-8	63560-02		* HINGE - Half, stabilator tab	3	
-9	66822-09		FAIRING - Tail cone, bottom	1	
-10	66822-10		FAIRING - Tail cone, top	1	
-11	99619-04		FAIRING - Dorsal fin, aft	1	
-12	99621-02		FAIRING - Dorsal fin, forward	1	
-13	65345-03	D	TIP ASSEMBLY - Fin	1	
	99032-02	E	TIP ASSEMBLY - Fin	1	
-14	63584-10		TIP ASSEMBLY - Stabilator	2	
-15	99868-00		TIP ASSEMBLY - Rudder (with provisions for tail light)	1	
	36706-02		TIP ASSEMBLY - Rudder (without provisions for tail light)	1	
-16	99803-03		BALANCE WEIGHT ASSEMBLY - Stabilator	1	
-17	69624-02		*TUBE ASSEMBLY - Stabilator	1	
-18	63186-02		MOULDING - Extruded	2	
-19	63186-21		MOULDING - Extruded	2	
-20	62002-02		PIN - Hinge	2	
-21	62002-03		PIN - Hinge	2	
-22	62002-04		PIN - Hinge	1	
-23	96564-00		PLATE - Stabilator balance	AR	
-24	407 564		WASHER - (AN960-10)	AR	
	407 584		WASHER - (AN960-10L)	AR	
-25	400 056		BOLT - (AN3-11)	1	
	407 564		WASHER - (AN960-10)	6	
	407 584		WASHER - (AN960-10L)	2	
	404 100		NUT - (AN310-3)	1	
	424 051		COTTER PIN - (MS24665-132)	1	
-26	400 450		BOLT - (AN3-17A)	2	
	407 564		WASHER - (AN960-10)	6	
	404 887		NUT - (MS20365-1032C)	2	
-27	400 003		BOLT - (AN4-6A)	4	
	407 565		WASHER - (AN960-416)	8	
	404 888		NUT - (MS20365-428C)	4	
-28	400 003		BOLT - (AN4-6A)	1	
	407 585	F	WASHER - (AN960-416L)	1	
	407 565	G	WASHER - (AN960-416)	2	28-7816176 and up
-29	402 680		BOLT - (NAS1104-17)	2	
	407 565		WASHER - (AN960-416)	4	
	404 561		NUT - (H-10-4)	2	
-30	407 585		WASHER - (AN960-416L)	AR	
-31	407 565		WASHER - (AN960-416)	AR	
-32	553 266		BOLT - (NKN428-3-7)	2	
	404 224		NUT - (AN315-3R)	2	
-33	510 058		SCREW - (MS24694-C5)	44	
	494 101		WASHER - (PS10092-1-2C)	44	
	477 640		NUT - (PS10062-5-3)	44	

When ordering, always specify Part Number, Description, and Serial Number of Aircraft

Reissued: December 1, 1989

**PIPER AIRCRAFT
PA-28-151/161 WARRIOR
AIRPLANE PARTS CATALOG**

Figure and Index Number	Part Number	Code	Nomenclature	No. Req.	Serial Numbers Affected
18-34	415 378		SCREW - (MS51957-45)	16	
	477 640		NUT - (PS10062-5-3)	16	
-35	410 054		SCREW - (MS24694-65)	18	
	494 101		WASHER - (P510092-1-2C)	18	
-36	410 241		SCREW - (M5246945-6)	6	
	494 101		WASHER - (P510092-1-2C)	6	
	477 640		NUT - (P510062 5 3)	6	
-37	410 054		SCREW - (M524694-65)	10	
	494 101		WASHER - (P510092-1-2C)	10	
	477 640		NUT - (P510062-5-3)	10	
-38	401 269		BOLT - (AN3-10A)	1	
	407 564		WASHER - (AN960-10)	2	
	404 887		NUT - (M520365-1032C)	1	
-39	63264-00		COVER - Fin tip	1	
-40	79277-00		ANGLE - Dorsal fin fitting, left	1	
	79277-01		ANGLE - Dorsal fin fitting, right	1	
-41	87341-02		PLACARD - Do not push	2	

When ordering, always specify Part Number, Description, and Serial Number of Aircraft

PIPER AIRCRAFT
PA-28-151/161 WARRIOR
AIRPLANE PARTS CATALOG

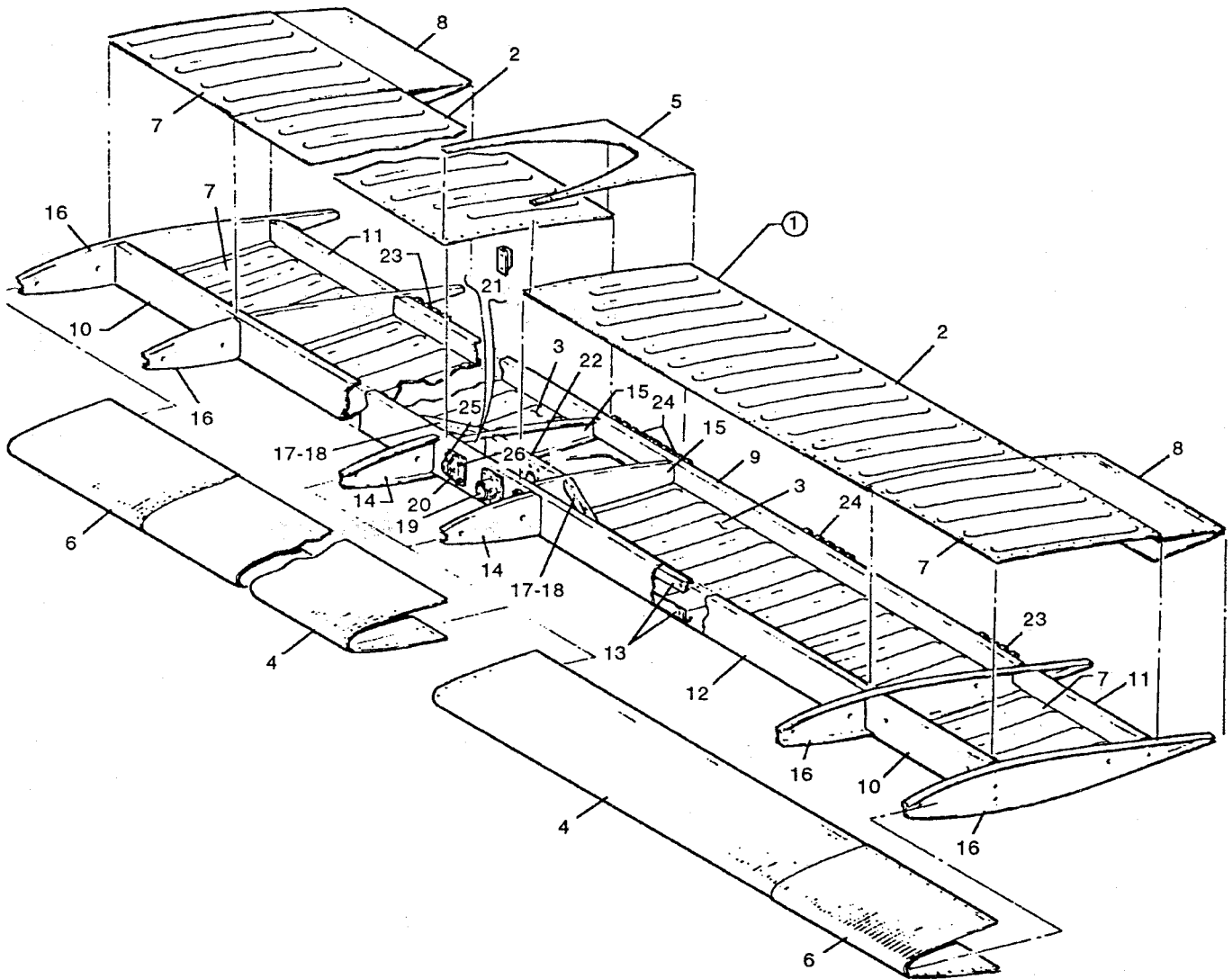


Figure 19. Stabilator Assembly

**PIPER AIRCRAFT
PA-28-151/161 WARRIOR
AIRPLANE PARTS CATALOG**

CODE EXPLANATIONS FOR FIGURE 19

**PIPER AIRCRAFT
PA-28-151/161 WARRIOR
AIRPLANE PARTS CATALOG**

Figure and Index Number	Part Number	Code	Nomenclature	No. Req.	Serial Numbers Affected
19-1	68426-00		STABILATOR ASSEMBLY	1	
-2	63392-00		* SKIN - Stabilator, aft top, left	1	
	63392-01		* SKIN - Stabilator, aft top, right	1	
-3	63393-00		* SKIN - Stabilator, aft bottom, left	1	
	63393-01		* SKIN - Stabilator, aft bottom, right	1	
-4	63573-00		* SKIN - Stabilator, leading edge, left	1	
	63573-01		* SKIN - Stabilator, leading edge, right	1	
-5	63575-00		* SKIN - Stabilator, center, top	1	
	63575-02		* SKIN - Stabilator, center, bottom	1	
-6	68429-00		* SKIN - Stabilator, leading edge, left	1	
	68429-01		* SKIN - Stabilator, leading edge, right	1	
-7	68430-00		* SKIN - Stabilator, top and bottom, left	1	
	68430-01		* SKIN - Stabilator, top and bottom, right	1	
-8	68431-00		* SKIN - Stabilator, top, left, bottom, right	2	
	68431-01		* SKIN - Stabilator, top, right, bottom, left	2	
-9	63572-00		* SPAR - Stabilator, rear	1	
-10	68427-00		* SPAR - Stabilator, outboard, forward	2	
-11	68428-00		* SPAR - Stabilator, outboard, aft	2	
-12	63561-05		* SPAR - Stabilator, main	1	
-13	63562-00		* CAP - Stabilator, spar	2	
-14	63569-00		* RIB - Stabilator, nose	2	
-15	63570-00		* RIB - Stabilator, aft	2	
-16	63571-00		* RIB - Stabilator, tip	4	
-17	63566-03		* STIFFENER - Stabilator, top, left	1	
	63566-02		* STIFFENER - Stabilator, top, right	1	
-18	63566-02		* STIFFENER - Stabilator, bottom, left	1	
	63566-03		* STIFFENER - Stabilator, bottom, right	1	
-19	63567-03		* FITTING - Balance weight attachment	2	
-20	63563-00		* FITTING - Stabilator hinge	2	
-21	63564-00		* ANGLE - Stabilator	2	
-22	63565-02		* CLOSURE	1	
-23	63560-02		* HINGE - Extruded, outboard	2	
-24	63560-03		* HINGE - Extruded, inboard and center	4	
-25	400 003		* BOLT - (AN4-6A)	4	
	407 565		* WASHER - (AN960-416)	8	
	404 888		* NUT - (MS20365-428)	4	
-26	400 004		* BOLT - (AN4-7A)	4	
	407 565		* WASHER - (AN960-416)	8	
	404 888		* NUT - (MS20365-428)	4	

When ordering, always specify Part Number, Description, and Serial Number of Aircraft

Reissued: December 1, 1989

PIPER AIRCRAFT
PA-28-151/161 WARRIOR
AIRPLANE PARTS CATALOG

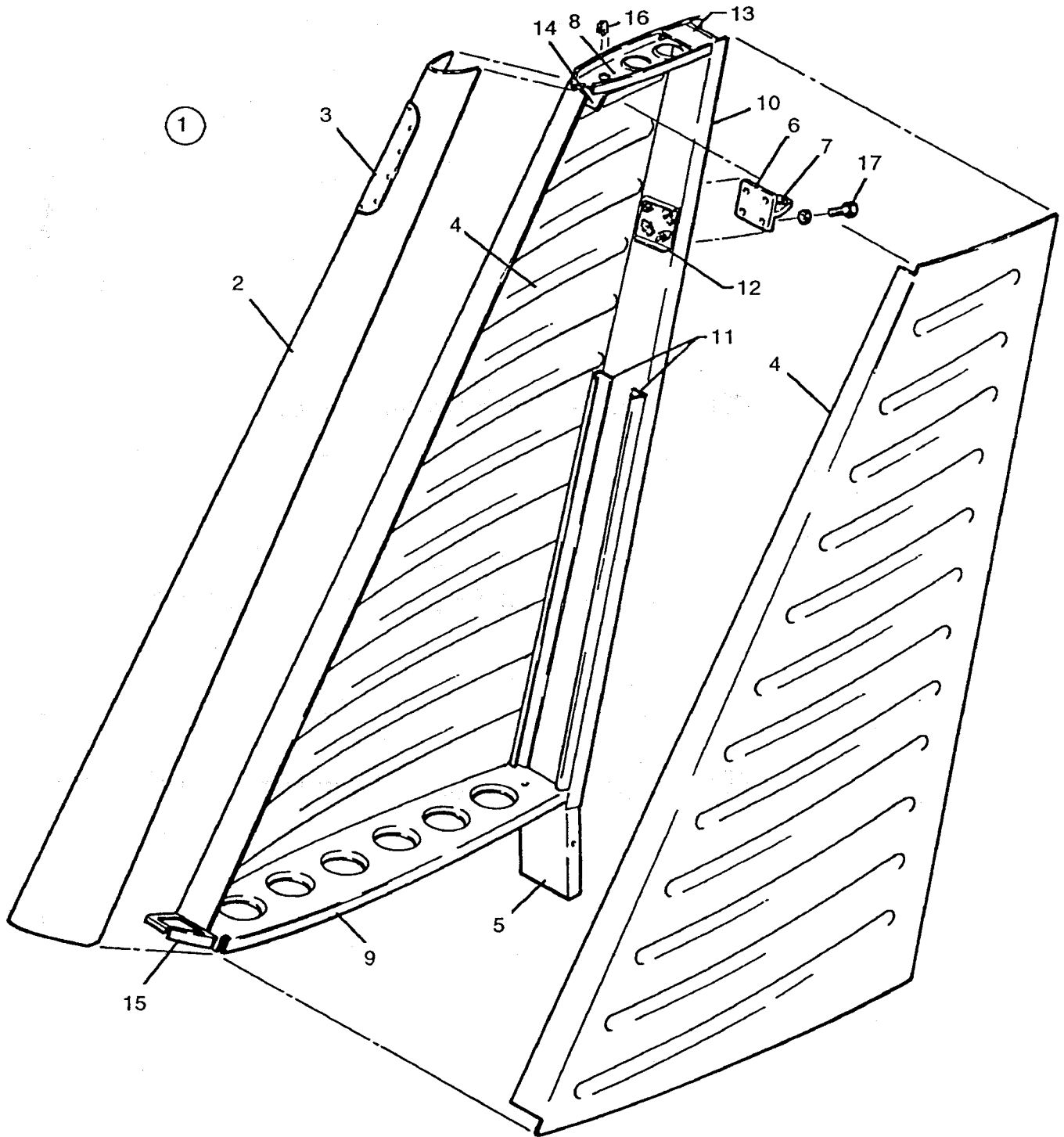


Figure 20. Fin Assembly

**PIPER AIRCRAFT
PA-28-151/161 WARRIOR
AIRPLANE PARTS CATALOG**

CODE EXPLANATIONS FOR FIGURE 20

A - Used on PA-28-151 with serial numbers 28-7415001 and up, and PA-28-161 with serial numbers 28-7716001 thru 28-7916617.

**PIPER AIRCRAFT
PA-28-151/161 WARRIOR
AIRPLANE PARTS CATALOG**

Figure and Index Number	Part Number	Code	Nomenclature	No. Req.	Serial Numbers Affected
20-1	66975-03	A	FIN ASSEMBLY	1	
	66975-04		FIN ASSEMBLY	1	28-8016001 and up
-2	66964-00	A	* SKIN ASSEMBLY - Fin nose	1	
	63513-00		* SKIN ASSEMBLY - Fin nose	1	28-8016001 and up
-3	66964-02	A	** COVER - Air vent	1	
-4	63398-00		* SKIN - Fin, left	1	
	63398-01		* SKIN - Fin, right	1	
-5	63501-03		* FITTING - Fin root	1	
-6	63502-00		* HINGE ASSEMBLY - Fin	1	
-7	452 387		** BEARING - (KP3A)	1	
-8	66972-00		* RIB ASSEMBLY - Fin top	1	
-9	63506-00		* RIB ASSEMBLY - Fin bottom	1	
-10	63504-00		* SPAR Fin - rear	1	
-11	65034-00		* STIFFENER - Fin spar, left	1	
	65034-01		* STIFFENER - Fin spar, right	1	
-12	63509-00		* DOUBLER ASSEMBLY - Fin	1	
-13	63515-00		* BRACKET - Fin antenna	1	
-14	63510-00		* CLIP - Fin	1	
-15	79268-00		* RIB - Fin nose	1	
-16	477 672		* NUT - (MU-832-38 025 x 050-L-F-10)	10	
-17	401 266		* BOLT - (AN3-5A)	4	
	407 584		* WASHER - (AN960-10L)	4	

When ordering, always specify Part Number, Description, and Serial Number of Aircraft

PIPER AIRCRAFT
PA-28-151/161 WARRIOR
AIRPLANE PARTS CATALOG

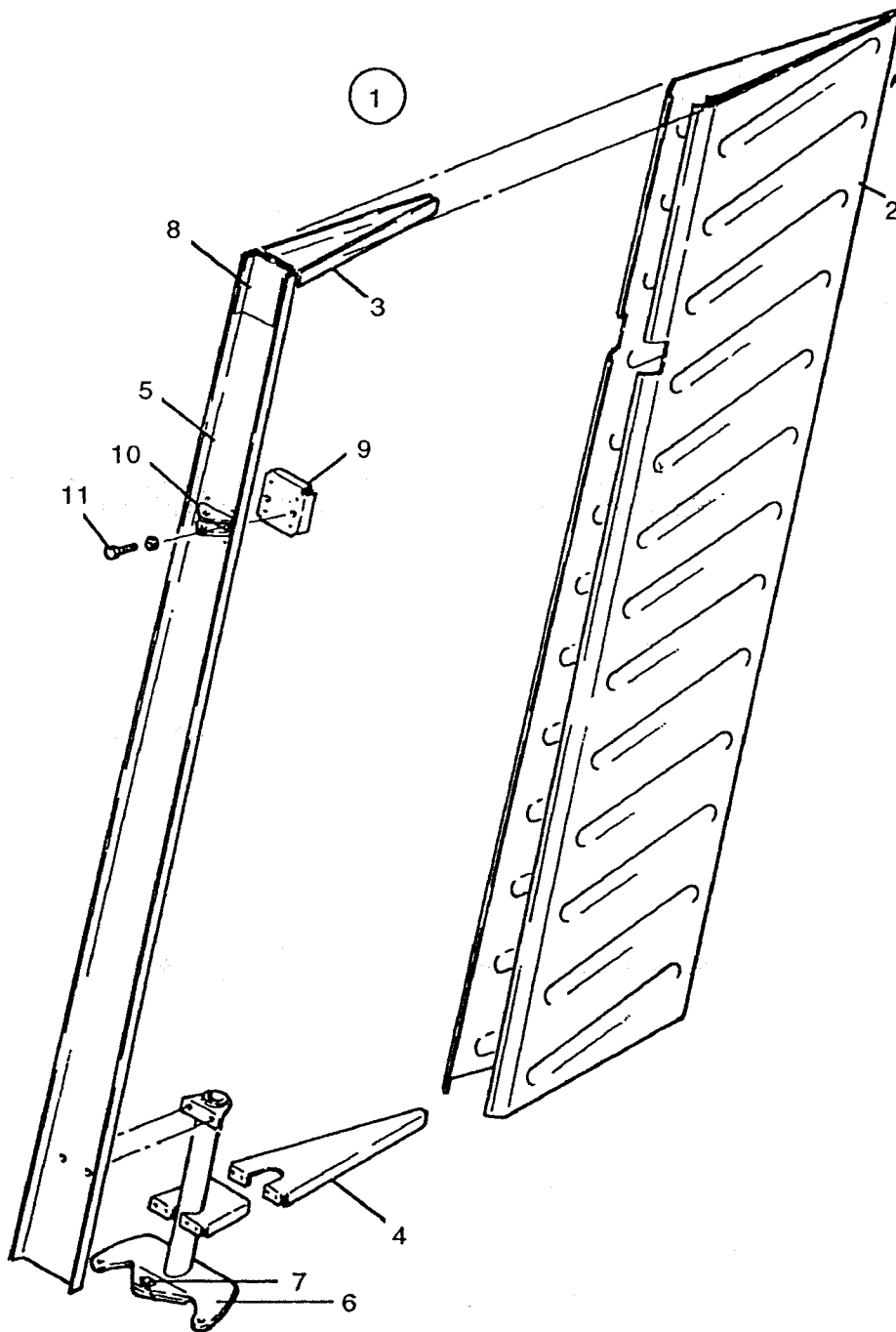


Figure 21. Rudder Assembly

**PIPER AIRCRAFT
PA-28-151/161 WARRIOR
AIRPLANE PARTS CATALOG**

CODE EXPLANATIONS FOR FIGURE 21

**PIPER AIRCRAFT
PA-28-151/161 WARRIOR
AIRPLANE PARTS CATALOG**

Figure and Index Number	Part Number	Code	Nomenclature	No. Req.	Serial Numbers Affected
21-1	65342-02		RUDDER ASSEMBLY	1	
-2	63396-02		*SKIN - Rudder	1	
-3	63545-00		*Rib - Rudder, top	1	
-4	63544-00		*RIB - Rudder, bottom	1	
-5	63543-00		*SPAR - Rudder	1	
-6	63546-00		*HORN ASSEMBLY - Rudder	1	
-7	452 387		**BEARING - (KP3A)	1	
-8	65341-00		*DOUBLER - Rudder, top	1	
-9	63395-00		*DOUBLER ASSEMBLY - Rudder	1	
-10	63550-00		*FITTING - Rudder, hinge	1	
-11	400 438		*BOLT - (AN3-4A)	2	
	407 584		*WASHER - (AN960-10L)	2	

When ordering, always specify Part Number, Description, and Serial Number of Aircraft

Reissued: December 1, 1989

**PIPER AIRCRAFT
PA-28-151/161 WARRIOR
AIRPLANE PARTS CATALOG**

THIS PAGE INTENTIONALLY LEFT BLANK

PIPER AIRCRAFT
PA-28-151/161 WARRIOR
AIRPLANE PARTS CATALOG

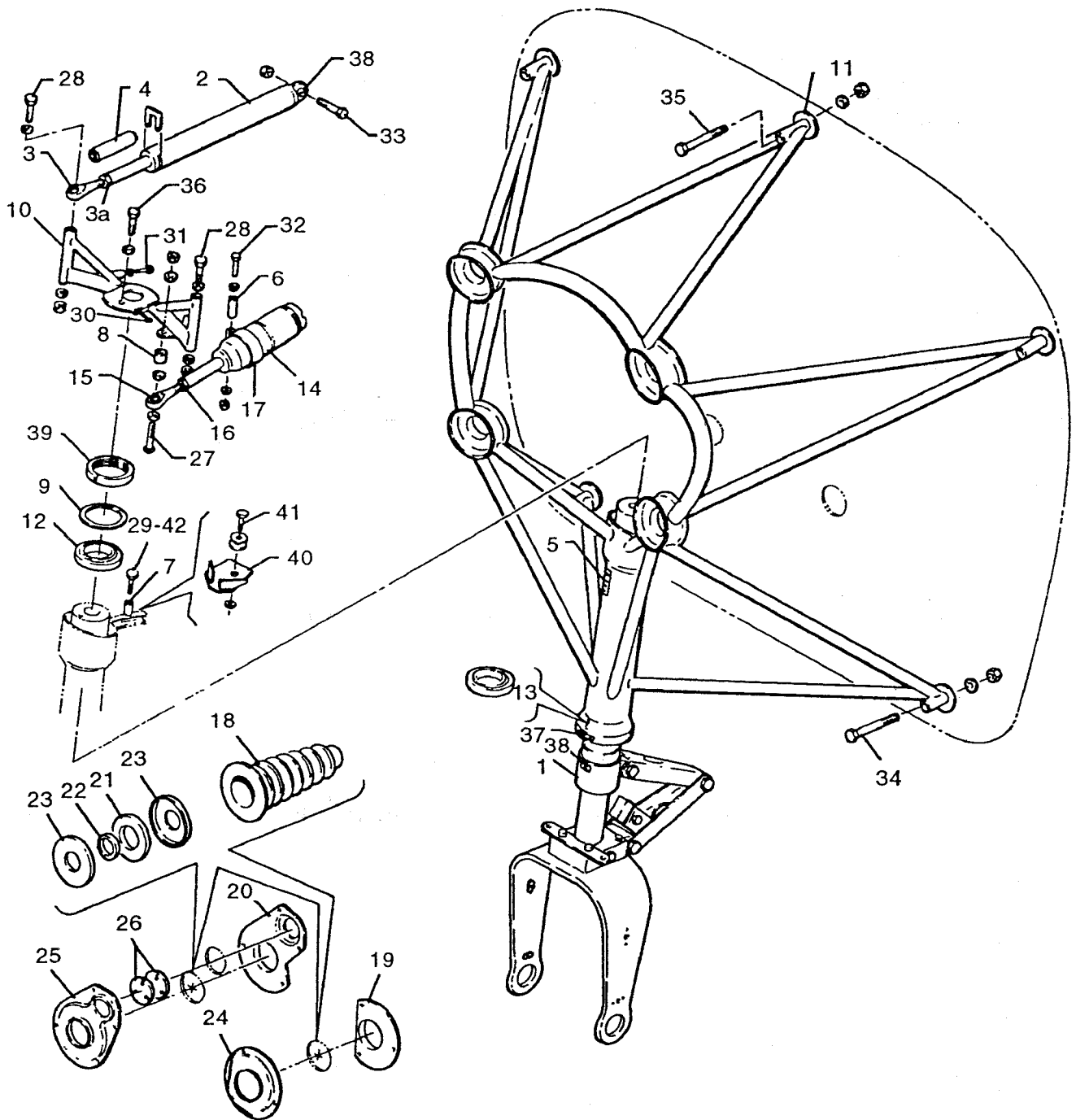


Figure 22. Nose Gear Installation

Reissued: December 1, 1989

**PIPER AIRCRAFT
PA-28-151/161 WARRIOR
AIRPLANE PARTS CATALOG**

CODE EXPLANATIONS FOR FIGURE 22

- A - See Figure 23 for component parts.
- B -
- C - Used on PA-28-151 with serial numbers 28-7415598 and up, and PA-28-161.
- D - See Figure 30 for PA-28-161 with serial numbers 28-7816001 and up if nose wheel fairing is installed.
- E - Used if shock absorber is stamped with Monroe part number 18756.
- F - Used with 1/4 female threaded rod end bearing.
- G - Used on PA-28-151. Also used on PA-28-161 with serial numbers 28-7816001 thru 28-8416095.

PIPER AIRCRAFT PA-28-151/161 WARRIOR AIRPLANE PARTS CATALOG

Figure and Index Number	Part Number	Code	Nomenclature	No. Req.	Serial Numbers Affected
22-	35107		DRAWING - Nose Landing Gear Installation		
-1	35123-03	A	STRUTASSEMBLY - Nose (less tire, tube and wheel assembly)	1	
-2	35262-02	G	BUNGEE ASSEMBLY - Nose wheel	2	
	87468-02		ROD ASSEMBLY - Nose wheel steering	2	28-8416096 and up
-3	452 335		* BEARING - (PS10020-2-1RX) (1/4 female threads)	1	
	452 605		* BEARING - (NAS659-3-5) (5/16 male threads)	1	
-3a	404 323		* NUT - (AN316-5R)	1	
-3b	452 341		* BEARING - (PS10020-9-3)	1	
-4	35538-00	F	SCREW - Bungee adjusting	2	
-5	69669-27		PLACARD - Oleo service instruction	1	
-6	63900-41		BUSHING	1	
-7	63900-138		BUSHING	1	
-8	95061-118		BUSHING	1	
-9	85012-72		WASHER - Nose gear strut	1	
-10	35192-00		HORN ASSEMBLY - Nose wheel steering	1	
-11	35122-20		MOUNTASSEMBLY - Engine	1	
-12	452 419		BEARING - Nose gear, upper (15266-00)	1	
-13	452 332		BEARING - Nose gear, lower (KP33B)	1	
-14	456 015		DAMPENER ASSEMBLY - Shimmy (PS50152-5)	1	
-15	452 334		* BEARING - (PS10020-1-6RX)	1	
-16	404 225		* NUT - (AN315-4R)	1	
	407 136		* WASHER - (AN936-A416)	1	
-17	66750-00	E	CLAMP ASSEMBLY - Shimmy dampener	1	
-18	35270-00		BOOT - Nose wheel bungee	2	
-19	35281-00		PLATE - Bungee seal	1	
-20	35432-00		PLATE - Bungee seal	1	
-21	35282-04		RING - Bungee seal	1	
	35282-03		RING - Bungee seal	1	
-22	63656-02		PACKING - Seal	2	
-23	35283-00		HOUSING - Bungee seal	4	
-24	35284-03		HOUSING - Bungee seal	1	
-25	35433-00		HOUSING - Seal ring retainer	1	
-26	63915-17		DISC - Firewall seal	2	
-27	400 444		BOLT - (AN3-13A)	1	
	62833-101		WASHER - (.56 O.D.)	1	
	407 564		WASHER - (AN960-10)	1	
	404 887		NUT - (MS20365-1032C)	1	
-28	400 461	B	BOLT - (AN3-36A)	2	28-7415001 thru 28-7415597
	400 462	C,D	BOLT - (AN3-37A)	2	
	62833-101	D	WASHER - (.56 O.D.)	2	
	407 584	D	WASHER - (AN960-10L)	2	
	404 887	D	NUT - (MS20365-1032C)	2	
-29	424 226	G	PIN - (MS20392-3C59)	1	
	407 585	G	WASHER - (AN960-416L)	1	
	424 051	G	COTTER PIN - (MS24665-132)	1	
-30	402 324		BOLT - (AN174-25A)	1	
	407 585		WASHER - (AN960-416L)	1	
	404 836		NUT - (MS20364-428C)	1	
-31	402 775		BOLT - (NAS4-12)	2	
	404 322		NUT - (AN316-4R)	2	
-32	400 058		BOLT - (AN3-13)	1	
	407 584		WASHER - (AN960-10L)	2	
	404 100		NUT - (AN310-3)	1	
	424 051		COTTER PIN - (MS24665-132)	1	
-33	400 440		BOLT - (AN3-6A)	2	
	404 887		NUT - (MS20365-1032C)	2	

When ordering, always specify Part Number, Description, and Serial Number of Aircraft

Reissued: December 1, 1989

**PIPER AIRCRAFT
PA-28-151/161 WARRIOR
AIRPLANE PARTS CATALOG**

Figure and Index Number	Part Number	Code	Nomenclature	No. Req.	Serial Numbers Affected
22-34	401 405		BOLT - (AN6-25A)	4	
	401 406		BOLT - (AN6-26A)	4	2816001 and up
	407 587		WASHER - (AN960-616L)	4	2816001 and up
	407 567		WASHER - (AN960-616)	4	
	477 887		NUT - (PS10062-8-624C)	4	
-35	401 415		BOLT - (AN6-35A)	1	
	401 416		BOLT - (AN6-36A)	1	2816001 and up
	407 587		WASHER - (AN960-616L)	1	2816001 and up
	407 567		WASHER - (AN960-616)	1	
	477 887		NUT - (PS10062-8-624C)	1	
-36	401 918		BOLT - (AN74A-3)	1	
	407 585		WASHER - (AN960-416L)	1	
-37	35669-04		PLACARD - Turn limit	1	
-38	35669-05		PLACARD - Turn limit center mark	1	
-39	13071-00		NUT - Nose gear	1	
-40	87469-02		STOP ASSEMBLY - Nose wheel	1	28-8416096 thru 28-8616057
-41	400 002		BOLT - (AN4-5A)	1	28-8416096 thru 28-8616057
	407 565		WASHER - (AN960-416)	1	28-8416096 thru 28-8616057
	407 585		WASHER - (AN960-41 6L)	1	28-8416096 thru 28-8616057
	404 888		NUT - (MS20365-428C)	1	28-8416096 thru 28-8616057
	400 059		BOLT - (AN3-14)	1	28-8416096 thru 28-8616057
-42	407 564		WASHER - (AN960-10)	1	28-8416096 thru 28-8616057
	407 584		WASHER - (AN960-10L)	1	28-8416096 thru 28-8616057
	63900-41		BUSHING	1	28-8416096 thru 28-8616057
	404 100		NUT - (AN310-3)	1	28-8416096 thru 28-8616057
	424 051		COTTER PIN - (MS24665-132)	1	28-8416096 thru 28-8616057

When ordering, always specify Part Number, Description, and Serial Number of Aircraft

PIPER AIRCRAFT
PA-28-151/161 WARRIOR
AIRPLANE PARTS CATALOG

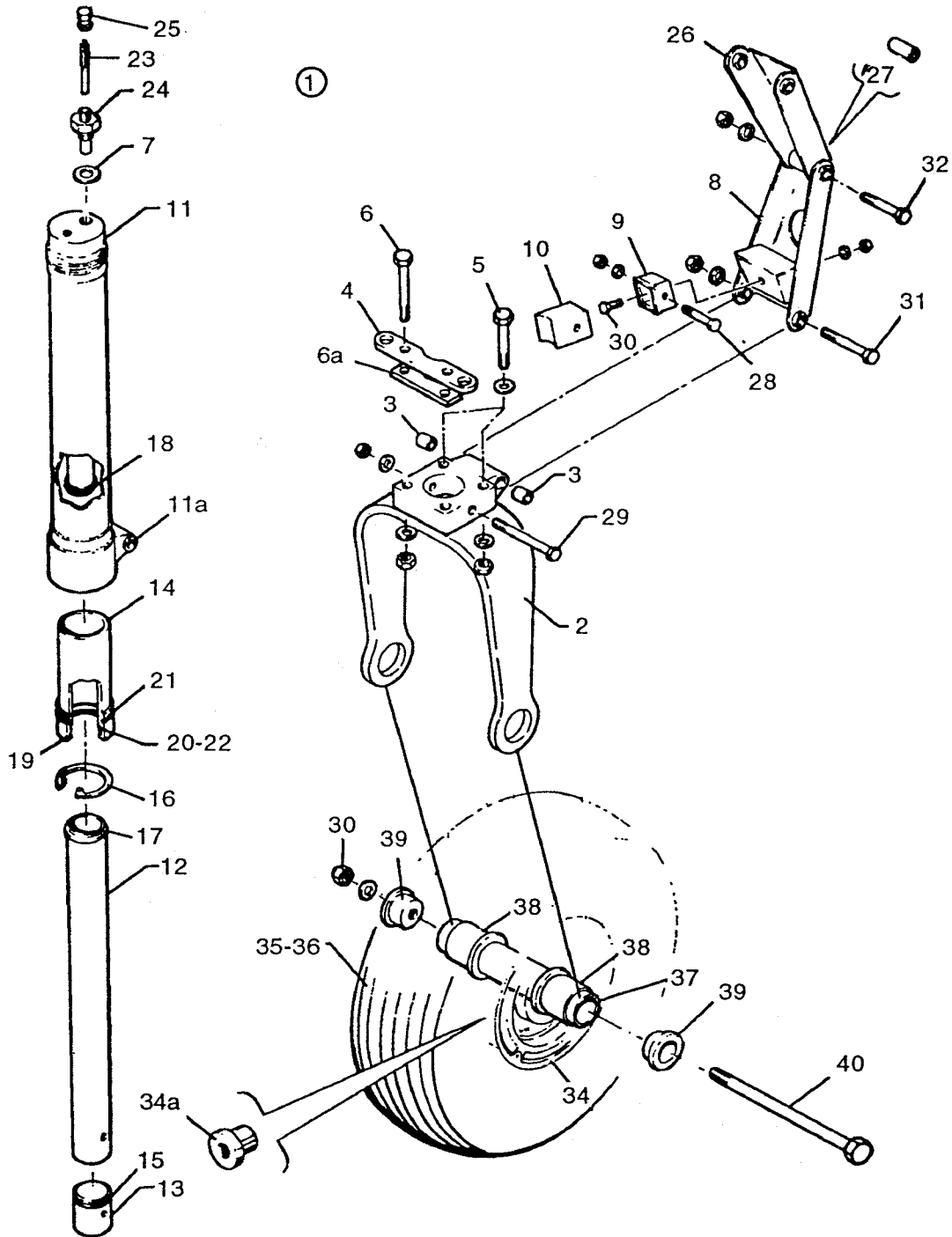


Figure 23. Nose Gear Strut Assembly

Reissued: December 1, 1989

**PIPER AIRCRAFT
PA-28-151/161 WARRIOR
AIRPLANE PARTS CATALOG**

CODE EXPLANATIONS FOR FIGURE 23

- A - See Figure 24 for component parts.
- B - See Figure 25 for component parts.
- C - Used with McCauley nose wheel assembly only.
- D - Before ordering tube assembly, ascertain if the top of the nose wheel piston bearing (item no. 14) incorporates a 20 inch long by .028 inch deep chamfer in the outer diameter. If the chamfer does not exist, also order a new piston bearing P N 66843-02.

**PIPER AIRCRAFT
PA-28-151/161 WARRIOR
AIRPLANE PARTS CATALOG**

Figure and Index Number	Part Number	Code	Nomenclature	No. Req.	Serial Numbers Affected
23-	35107		DRAWING - Nose Landing Gear Installation		
	35123-03		STRUT ASSEMBLY - Nose (less tire, tube and wheel assembly)	1	
-2	35123-02		* FORK ASSEMBLY - Nose wheel	1	
-3	452 766		** BEARING - Block assembly (P32-4)	2	
-4	65276-02		** LINK - Tow bar	1	
-5	401 195		** BOLT - (AN5-17A)	2	
	407 586		** WASHER - (AN960-516L)	4	
	404 889		** NUT - (MS20365-524C)	2	
-6	401 361		** BOLT - (AN5-22A)	1	
	407 586		** WASHER - (AN960-516L)	1	
	404 889		** NUT - (MS20365-524C)	1	
-6a	65432-00		** SPACER - Toe bar link	1	
-7	462 024		* GASKET - Air valve (AN901-5A)	1	
-8	63383-00		* LINK ASSEMBLY - Nose wheel, lower	1	
-9	79071-00		* BRACKET ASSEMBLY - Bumper block	1	
-10	79072-00		* BLOCK - Bumper, rubber	1	
-11	65007-04	D	* TUBE ASSEMBLY - Outer	1	
-11a	452 766		** BEARING - (P32-4)	2	
-12	65280-00		* TUBE - Landing gear strut, inner	1	
-13	15206-02		* PLUG - Nose wheel oleo piston tube	1	
-14	66843-02		* BEARING - Nose wheel piston	1	
-15	484 733		* RING - O piston tube (15207-00)	1	
-16	484 705		* RING - Retaining (5000-200)	1	
-17	484 720		* SNAP RING - (3478)	1	
-18	484 683		* RING - Piston (R19046)	1	
-19	187 625		* STRIP - Wiper (10V70) (5-1/4 L)	1	
-20	484 770		* PACKING - Quad ring (4222)	1	
-21	462 050		* PACKING - O ring (AN6230-2)	1	
-22	494 025		* WASHER - Back up (AN6246-27)	1	
-23	455 124		* CORE - (AN809-1) Air valve	1	
-24	453 124		* VALVE - (AN812-1) Air valve	1	
-25	454 053		* CAP - (AN813-1B) Airvalve	1	
-26	13074-02		* LINK ASSEMBLY - Nose wheel, upper	1	
-27	452 766		** BEARING - (P32-4)	2	
-28	401 273		* BOLT - (AN3-14A)	1	
	407 564		* WASHER - (AN960-10)	2	
	404 887		* NUT - (MS20365-1032C)	1	
-29	401 330		* BOLT - (AN4-32A)	1	
	407 565		* WASHER - (AN960-416)	1	
	404 888		* NUT - (MS20365-428C)	1	
-30	400 438		* BOLT - (AN3-4A)	1	
	407 564		* WASHER - (AN960-10)	1	
	404 887		* NUT - (MS20365-1032C)	1	
-31	402 339		* BOLT - (AN175-31A)	2	
	407 566		* WASHER - (AN960-516)	2	
	404 889		* NUT - (MS20365-524C)	2	
-32	401 359		* BOLT - (AN5-20A)	1	
	407 566		* WASHER - (AN960-516)	1	
	404 889		* NUT - (MS20365-524C)	1	

When ordering, always specify Part Number, Description, and Serial Number of Aircraft

Reissued: December 1, 1989

**PIPER AIRCRAFT
PA-28-151/161 WARRIOR
AIRPLANE PARTS CATALOG**

Figure and Index Number	Part Number	Code	Nomenclature	No. Req.	Serial Numbers Affected
23-33	407 567		WASHER - (AN960-616)	2	
	404 890		NUT - (MS20364-624C)	2	
-34	551 792	A	WHEEL ASSEMBLY - Nose (40-77B) Cleveland	1	
	551 772	B	WHEEL ASSEMBLY - Nose (D-30500) McCauley	1	
-34a	758 397	C	* BUSHING - Valve stem (A-30653)	1	
-35	451 728		TIRE - (5.00 x 5, 4 ply) McCreary	1	
	761 974		TIRE - (5.00 x 5, 4 ply) B. F. Goodrich	1	
-36	451 739		TUBE - (5.00 x 5)	1	
-37	35156-00		AXLE- Nosewheel	1	
-38	35157-00		SPACER ASSEMBLY - Axle	2	
-39	35158-00		PLUG - Axle	2	
-40	401 450		BOLT - Axle (AN6-70A)	1	

When ordering, always specify Part Number, Description, and Serial Number of Aircraft

PIPER AIRCRAFT
PA-28-151/161 WARRIOR
AIRPLANE PARTS CATALOG

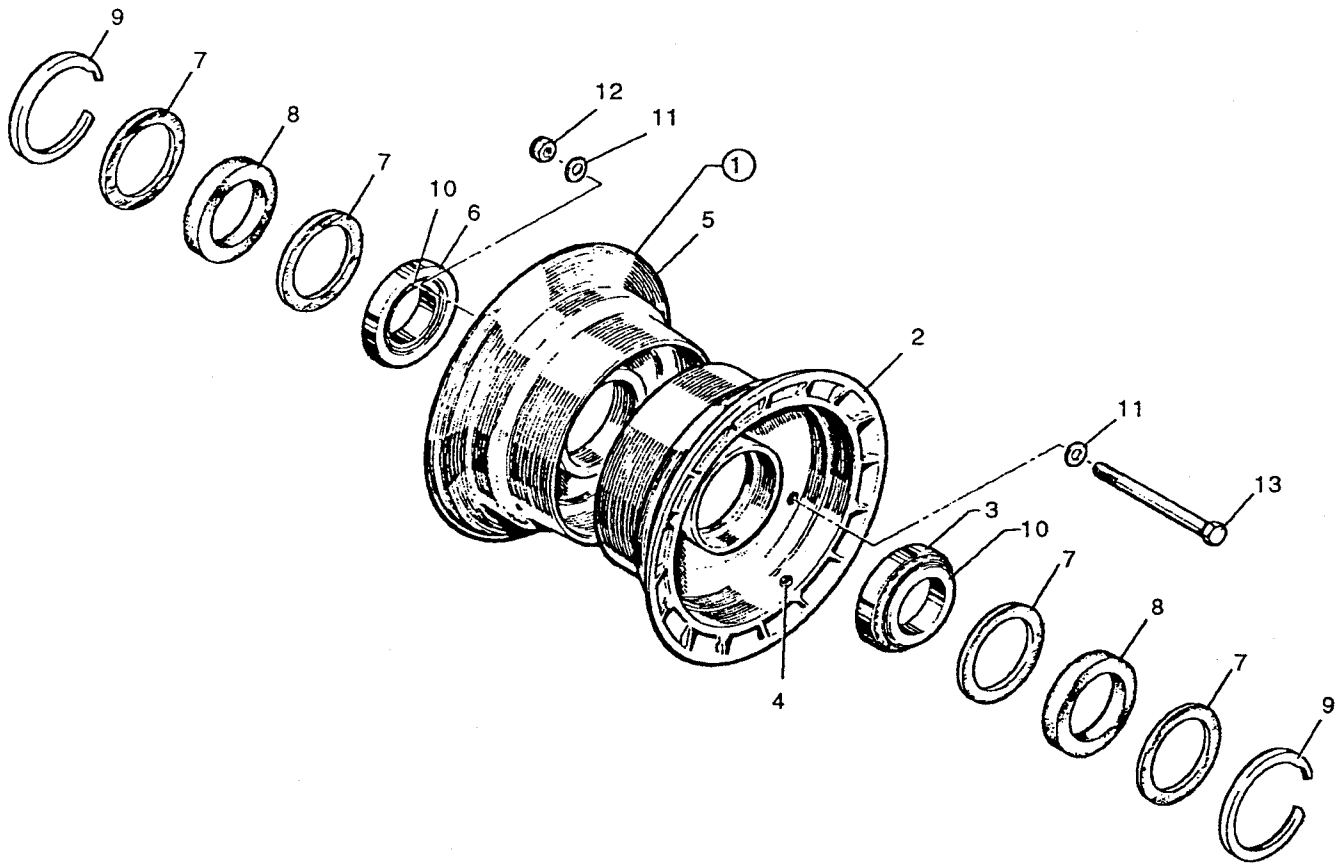


Figure 24. Nose Wheel Assembly (Cleveland)

Reissued: December 1, 1989

**PIPER AIRCRAFT
PA-28-151/161 WARRIOR
AIRPLANE PARTS CATALOG**

CODE EXPLANATIONS FOR FIGURE 24

**PIPER AIRCRAFT
PA-28-151/161 WARRIOR
AIRPLANE PARTS CATALOG**

Figure and Index Number	Part Number	Code	Nomenclature	No. Req.	Serial Numbers Affected
24-1	551 792		WHEEL ASSEMBLY - Nose (40-77B)	1	
-2	756 667		* WHEEL HALF ASSEMBLY - Outer (162-53) (with valve hole)	1	
-3	757 831		** CUP - Bearing (08231)	1	
-4	755 048		** GROMMET - (217-00100)	1	
-5	756 668		* WHEEL HALF ASSEMBLY - Inner (161-55)	1	
-6	757 831		** CUP - Bearing (08231)	1	
-7	756 007		* RING - Grease seal (153-8)	4	
-8	754 804		* FELT - Grease seal (154-6)	2	
-9	756 008		* RING - Snap (155-2)	2	
-10	750 063		* BEARING - Cone (08125)	2	
-11	407 565		* WASHER - Wheel bolt (AN960-416)	6	
-12	404 888		* NUT - Wheel bolt (AN365-428)	3	
-13	400 015		* BOLT - Wheel (AN4-22A)	3	

When ordering, always specify Part Number, Description, and Serial Number of Aircraft

Reissued: December 1, 1989

PIPER AIRCRAFT
PA-28-151/161 WARRIOR
AIRPLANE PARTS CATALOG

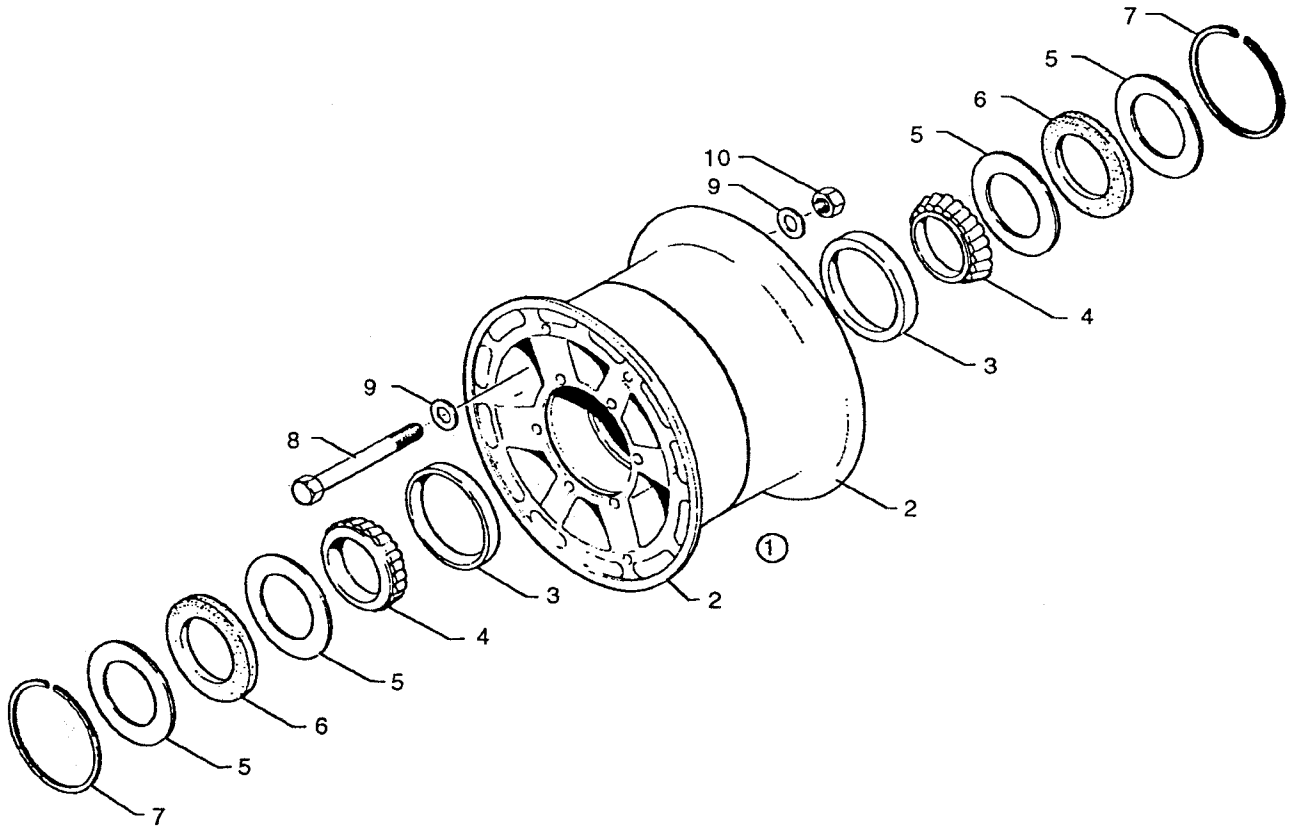


Figure 25. Nose Wheel Assembly (McCauley)

**PIPER AIRCRAFT
PA-28-151/161 WARRIOR
AIRPLANE PARTS CATALOG**

CODE EXPLANATIONS FOR FIGURE 25

Reissued: December 1, 1989

**PIPER AIRCRAFT
PA-28-151/161 WARRIOR
AIRPLANE PARTS CATALOG**

Figure and Index Number	Part Number	Code	Nomenclature	No. Req.	Serial Numbers Affected
25-1	551 772		WHEEL ASSEMBLY - Nose (D-30500)	1	
-2	756 686		* WHEEL - Half (C-30598)	2	
-3	763 215		* * CUP - Bearing (A-30078-1)	1	
-4	758 391		* BEARING - Cone (A-30078-2)	2	
-5	762 560		* RETAINER - (A-30048)	4	
-6	754 856		* FELT - (A-30047)	2	
-7	762 561		* RING - Retaining (A-1636-23)	2	
-8	758 393		* BOLT - (A-2513-73)	3	
-9	756 685		* WASHER - (A-1638-1)	6	
-10	752 571		* NUT - (A-1639-1)	3	

When ordering, always specify Part Number, Description, and Serial Number of Aircraft

**PIPER AIRCRAFT
PA-28-151/161 WARRIOR
AIRPLANE PARTS CATALOG**

CODE EXPLANATIONS FOR FIGURE 26

- A - See Figure 27 for component parts.
- B - See Figure 28 for component parts.
- C - Used on PA-28-151, and PA-28-161 with serial numbers 28-7716001 thru 28-7816253. Order Greaser Bolt Replacement Kit 760 910 if shoulder bolt is installed.
- D - Used on PA-28-151, and PA-28-161 with serial numbers 28-7716001 thru 28-7716150.
- E - Used on PA-28-151, and PA-28-161 with serial numbers 28-7716001 thru 28-7716323.
- F -
- G - Used on PA-28-151, and PA-28-161 with serial numbers 28-7716001 thru 28-7816253.

PIPER AIRCRAFT PA-28-151/161 WARRIOR AIRPLANE PARTS CATALOG

Figure and Index Number	Part Number	Code	Nomenclature	No. Req.	Serial Numbers Affected
26-	62211		DRAWING - Main Gear Installation		
-1	35644-04		GEAR ASSEMBLY - Main, left (less tire, tube, wheel and brake assembly)	1	
	35644-05		GEAR ASSEMBLY - Main, right (less tire, tube, wheel and brake assembly)	1	
-2	78738-02		* STUB AXLE AND OLEO PISTON ASSEMBLY - Left	1	
	78738-03		* STUB AXLE AND OLEO PISTON ASSEMBLY - Right	1	
-3	62833-27		* WASHER - Torque link bolt	2	
-4	78033-00		* LINK ASSEMBLY - Torque	2	
-5	460 691		* * FITTING - Lubricator (AN944-101)	2	
-6	65319-04		* CYLINDER	1	
-7	63307-00		* RING - Piston spacer	1	
-8	63314-00		* RETAINING RING - Piston	1	
-9	486 188		* RING - Scraper (AN6231-18)	1	
-10	484 769		* PACKING - Quad ring (4326)	1	
-11	462 024		* GASKET - Air valve (AN901-5A)	1	
-12	484 792	D	* PACKING - O Ring (MS28775-218)	1	
-13	65430-03		* ORIFICE ASSEMBLY	1	
-14	454 053		* CAP - (AN813-1B) Air valve	1	
-15	453 124		* VALVE - (AN812-1) Air	1	
-16	455 124		* CORE - (AN809-1) Air valve	1	
-17	63311-00		* WASHER - Bearing (.063 thick)	4	
-17a	63311-03		* WASHER - Bearing (.005 thick)	AR	
-18	63315-00		* CYLINDER HEAD	1	
-19	63310-00		* SPACER - Torque link	2	
-20	460 691	G	* FITTING - Lubricator (AN944-101)	1	
-21	407 566		* WASHER - (AN960-516)	3	
	407 586		* WASHER - (AN960-516L)	AR	
-22	63312-00		* WASHER - Torque link spacer	1	
-23	63312-02		* WASHER - Torque link bolt	2	
-24	401 918		* BOLT - (AN74-A3)	6	
-25	79543-02	C	* BOLT - Main gear torque	1	
	400 302		* BOLT - Main gear torque (AN8-21)	1	28-7816254 and up
	404 105		* NUT - (AN310-8)	1	
	407 589		* WASHER - (AN960-816L)	2	
	407 569		* WASHER - (AN960-816)	1	
	424 059		* COTTER PIN - (MS24665-283)	1	
-26	400 165		* BOLT - (AN5-22)	1	
	407 566		* WASHER - (AN960-516)	3	
	407 586		* WASHER - (AN960-516L)	3	
	404 122		* NUT - (AN310-C5)	1	
	424 095		* PIN - Cotter (MS24665-151)	1	
-27	400 166		* BOLT - (AN5-23)	1	
	407 566		* WASHER - (AN960-516)	AR	
	407 586		* WASHER - (AN960-516L)	AR	
	404 122		* NUT - (AN310-C5)	1	
	424 095		* PIN - Cotter (MS24665-151)	1	
-28	63308-00		SPACER - Wheel (.50 wide)	1	
-29	507 150		WASHER - (MS15795-804)	2	
-30	424 051		PIN - Cotter (MS24665-132)	2	
-31	401 311		BOLT - (AN4-11A)	4	
	404 565		WASHER - (AN960-416)	4	
	404 888		NUT - (MS20365-428C)	4	
-32	416 346		SCREW - (AN525-416-20)	4	
	404 565		WASHER - (AN960-416)	4	
	404 888		NUT - (MS20365-428C)	4	

When ordering, always specify Part Number, Description, and Serial Number of Aircraft

Reissued: December 1, 1989

**PIPER AIRCRAFT
PA-28-151/161 WARRIOR
AIRPLANE PARTS CATALOG**

Figure and Index Number	Part Number	Code	Nomenclature	No. Req.	Serial Numbers Affected
26-33	415 518		SCREW - (MS35206-228)	3	
	407 562		WASHER - (AN960-6)	6	
	404 909		NUT - (MS20365-632C)	3	
-34	551 764	A	WHEEL ASSEMBLY - (6.00 x 6) (40-86B)	2	
-35	551 705	B	BRAKE ASSEMBLY - (30-55)	2	
-36	761 970		TIRE - (6.00 x 6, 4 ply) B. F. Goodrich	2	
	761 994		TIRE - (6 00 x 6, 4 ply) McCreary Airhawk	2	
-37	451 735		TUBE - (6.00 x 6)	2	
-38	63901-17		HOSE - Brake line	1	
-39	63370-05	E	BRACKET ASSEMBLY - Wheel fairing, left	1	
	63370-04	E	BRACKET ASSEMBLY - Wheel fairing, right	1	
	37880-02		BRACKET ASSEMBLY - Wheel fairing, left	1	28-7816001 and up
	37880-03		BRACKET ASSEMBLY - Wheel fairing, right	1	28-7816001 and up
-40	63332-03		CLIP - Hose, top and bottom	2	
-41	63332-05		CLIP - Hose, center	1	
-42	66820-00		NUT - Wheel retainer	1	
-43	63484-00		SPACER - Main gear axle (153 wide)	1	
-44	424 163		PIN - Clevis (AN392-53)	2	
-45	400 003		BOLT - (AN4-6A)	6	
	407 565		WASHER - (AN960-416)	9	
	406 637		NUT - (H10-4)	6	
-46	400 003		BOLT - (AN4-6A)	2	
	407 565		WASHER - (AN960-416)	2	
	404 888		NUT - (MS20365-428C)	2	
-47	458 894		ELBOW - (AN822-4D)	2	
-48	400 003		BOLT - (AN4-6A)	6	
	407 565		WASHER - (AN960 416)	9	
	404 836	E	NUT - (MS20364-428C)	6	
	406 637		NUT - (H10-4)	6	28-7816001 and up

When ordering, always specify Part Number, Description, and Serial Number of Aircraft

PIPER AIRCRAFT
PA-28-151/161 WARRIOR
AIRPLANE PARTS CATALOG

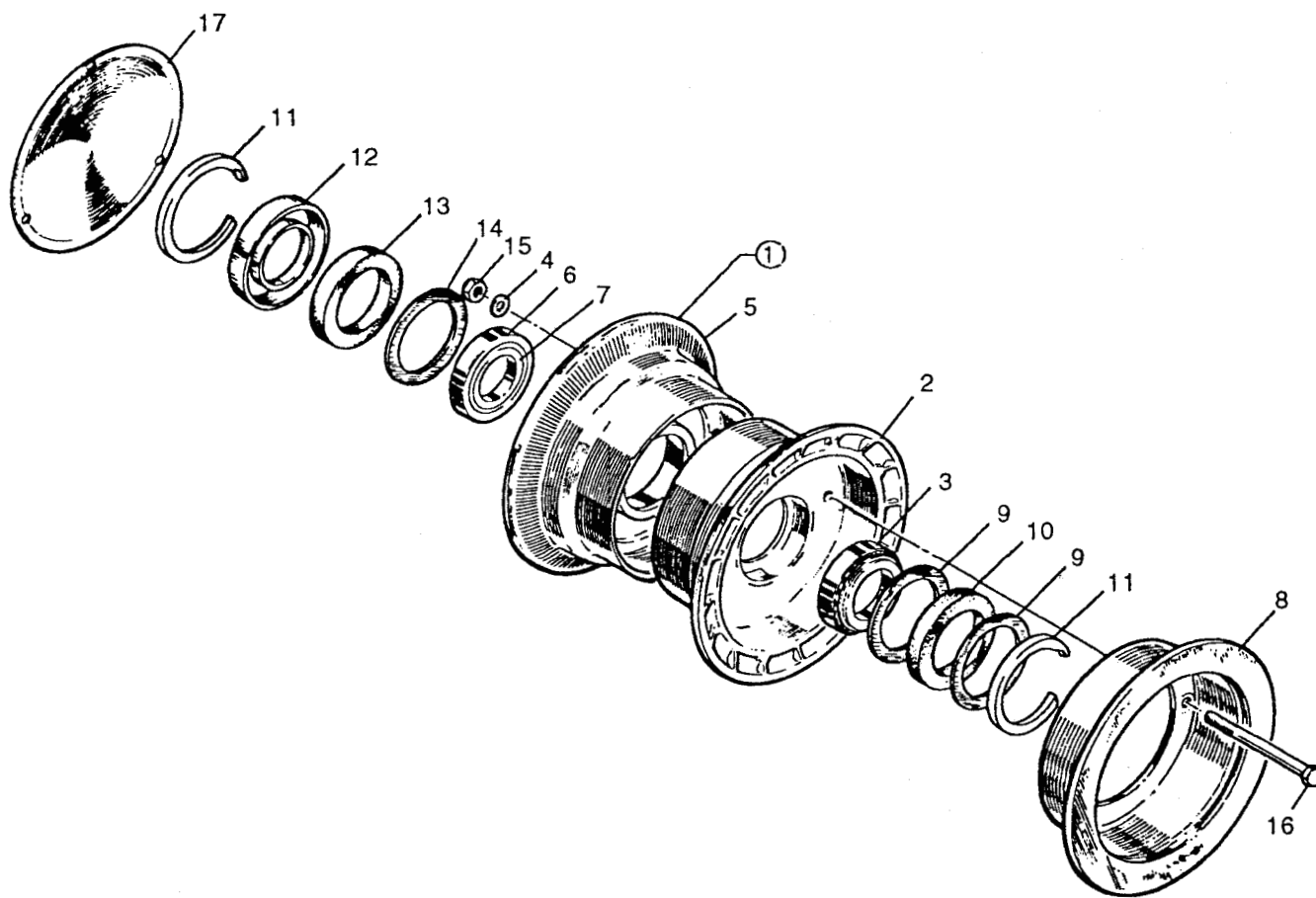


Figure 27. Main Wheel Assembly

Reissued: December 1, 1989

**PIPER AIRCRAFT
PA-28-151/161 WARRIOR
AIRPLANE PARTS CATALOG**

CODE EXPLANATIONS FOR FIGURE 27

**PIPER AIRCRAFT
PA-28-151/161 WARRIOR
AIRPLANE PARTS CATALOG**

Figure and Index Number	Part Number	Code	Nomenclature	No. Req.	Serial Numbers Affected
27-1	551 764		WHEEL ASSEMBLY - Main (40-86B)	2	
-2	756 666		* WHEEL HALF ASSEMBLY - Inner (161-47)	1	
-3	751 494		** CUP - Bearing (13836)	1	
-4	407 566		* WASHER - Wheel bolt (AN960-516)	3	
-5	756 665		* WHEEL HALF ASSEMBLY - Outer (162-45)	1	
-6	751 494		** CUP - Bearing (13836)	1	
-7	751 489		* BEARING - Cone, timken (13889)	2	
-8	754 535		* DISC ASSEMBLY - Brake (164-20)	1	
-9	755 999		* RING - Grease seal (153-4)	2	
-10	751 772		* FELT - Grease seal (3021)	1	
-11	752 830		* RING - Snap (3023)	2	
-12	755 999		* RING - Grease seal (153-4)	1	
-13	751 772		* FELT - Grease seal (3021)	1	
-14	755 999		* RING - Grease seal (153-4)	1	
-15	404 889		* NUT - Wheel bolt (AN365-524)	3	
-16	751 405		* BOLT - Wheel (AN5-35A)	3	
-17	83710-02		SHIELD - Dust, wheel cover	2	28-7716001 and up

When ordering, always specify Part Number, Description, and Serial Number of Aircraft

Reissued: December 1, 1989

PIPER AIRCRAFT
PA-28-151/161 WARRIOR
AIRPLANE PARTS CATALOG

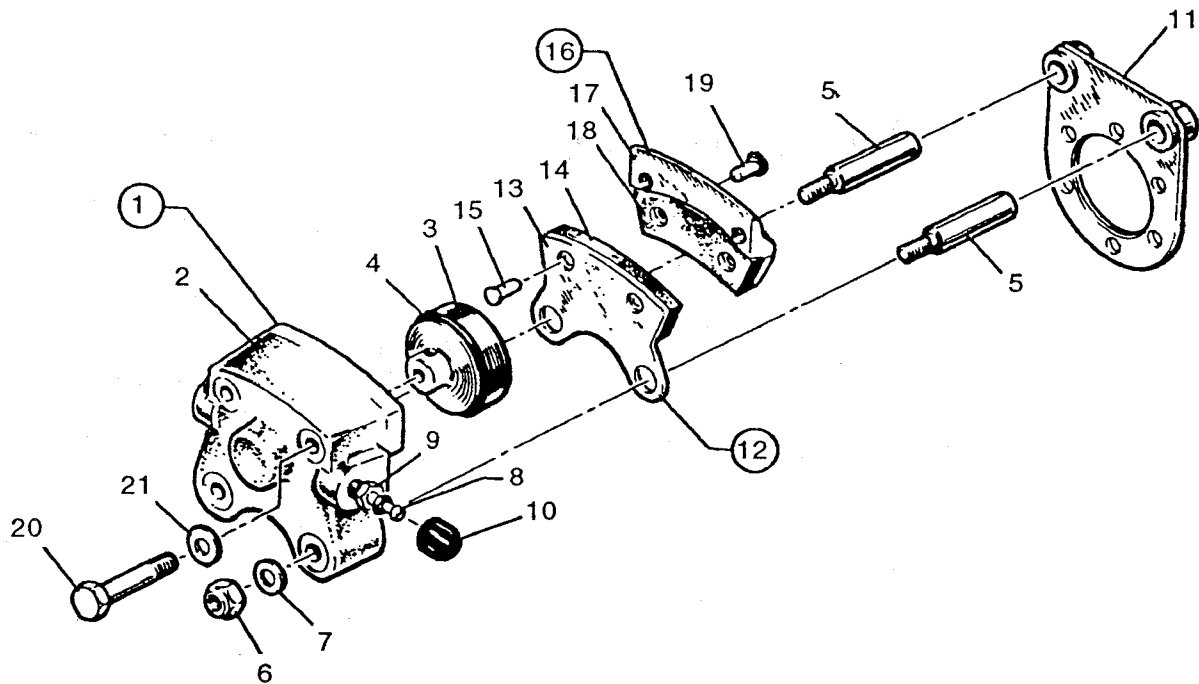


Figure 28. Brake Assembly

**PIPER AIRCRAFT
PA-28-151/161 WARRIOR
AIRPLANE PARTS CATALOG**

CODE EXPLANATIONS FOR FIGURE 28

Reissued: December 1, 1989

**PIPER AIRCRAFT
PA-28-151/161 WARRIOR
AIRPLANE PARTS CATALOG**

Figure and Index Number	Part Number	Code	Nomenclature	No. Req.	Serial Numbers Affected
28-1	551 705		BRAKE ASSEMBLY - (30-55)	1	
-2	753 920		CYLINDER - Brake (61-21)	1	
-3	755 887		PISTON - (62-15)	1	
-4	484 698		O-RING - (AN6227-27)	1	
-5	753 407		BOLT - Anchor (69-4)	2	
-6	404 836		NUT - Anchor bolt (MS20364-428C)	2	
-7	407 585		WASHER - Anchor bolt (AN960-416L)	2	
-8	752 965		SCREW - Bleeder (FC6446)	1	
-9	752 966		SEAT - Bleeder (37-206)	1	
-10	753 850		CAP - Bleeder (183-1)	1	
-11	755 818		TORQUE PLATE ASSEMBLY - (75-16)	1	
-12	755 883		PLATE ASSEMBLY - Pressure (73-11)	1	
-13	755 884		PLATE - Pressure (63-12)	1	
-14	752 342		LINING - (66-30)	1	
-15	752 826		RIVET - (561)	2	
-16	755 885		PLATE ASSEMBLY - Back (74-10)	1	
-17	755 886		PLATE - Back (64-15)	1	
-18	752 342		LINING - (66-30)	1	
-19	752 826		RIVET - (561)	2	
-20	753 408		BOLT - Through (LP4-17AM)	2	
-21	407 585		WASHER - Through bolt (AN960-416L)	2	

When ordering, always specify Part Number, Description, and Serial Number of Aircraft

PIPER AIRCRAFT
PA-28-151/161 WARRIOR
AIRPLANE PARTS CATALOG

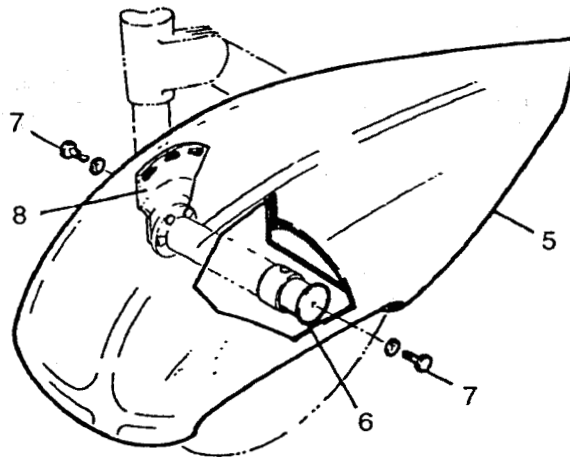
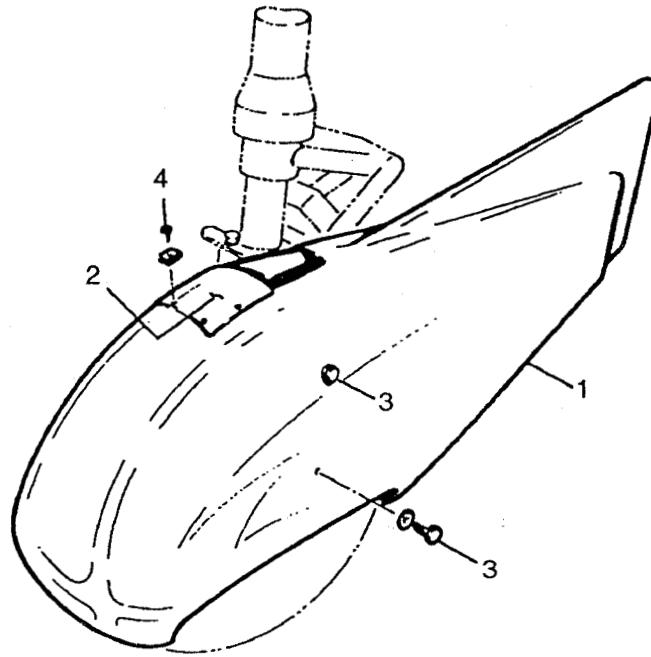


Figure 29. Main and Nose Wheel Fairing Installation
(28-7415001 and up, and 28-7716001 thru 28-7716323)

Reissued: December 1, 1989

**PIPER AIRCRAFT
PA-28-151/161 WARRIOR
AIRPLANE PARTS CATALOG**

CODE EXPLANATIONS FOR FIGURE 29

A - Used on PA-28-151 with serial numbers 28-7415041 and up, and PA-28-161 with serial numbers 28-7716001 thru 28-7716323.

**PIPER AIRCRAFT
PA-28-151/161 WARRIOR
AIRPLANE PARTS CATALOG**

Figure and Index Number	Part Number	Code	Nomenclature	No. Req.	Serial Numbers Affected
29-	35513		DRAWING Nose Wheel Fairing Installation		
	65237		DRAWING Main Wheel Fairing Installation		
-1	35512-00		FAIRING ASSEMBLY - Nose wheel	1	
-2	65332-00		COVER - Nose wheel fairing	1	
-3	401 311		BOLT - (AN4-11A)	4	
	407 565		WASHER - (AN960-416)	4	
-4	415 449		SCREW - (AN526 832-R8)	4	
	477 674		NUT - (P510062-5-4)	4	
-5	65203-02		FAIRING ASSEMBLY - Main wheel, left	1	
	65203-03		FAIRING ASSEMBLY - Main wheel, right	1	
-6	66821-04		SUPPORT ASSEMBLY - Wheel fairing, main	2	
-7	400 003		BOLT - (AN4-6A)	4	
	407 565		WASHER - (AN960-416)	4	
-8	63370-05		BRACKET ASSEMBLY - Wheel fairing, left	1	
	63370-04		BRACKET ASSEMBLY - Wheel fairing, right	1	

When ordering, always specify Part Number, Description, and Serial Number of Aircraft

Reissued: December 1, 1989

PIPER AIRCRAFT
PA-28-151/161 WARRIOR
AIRPLANE PARTS CATALOG

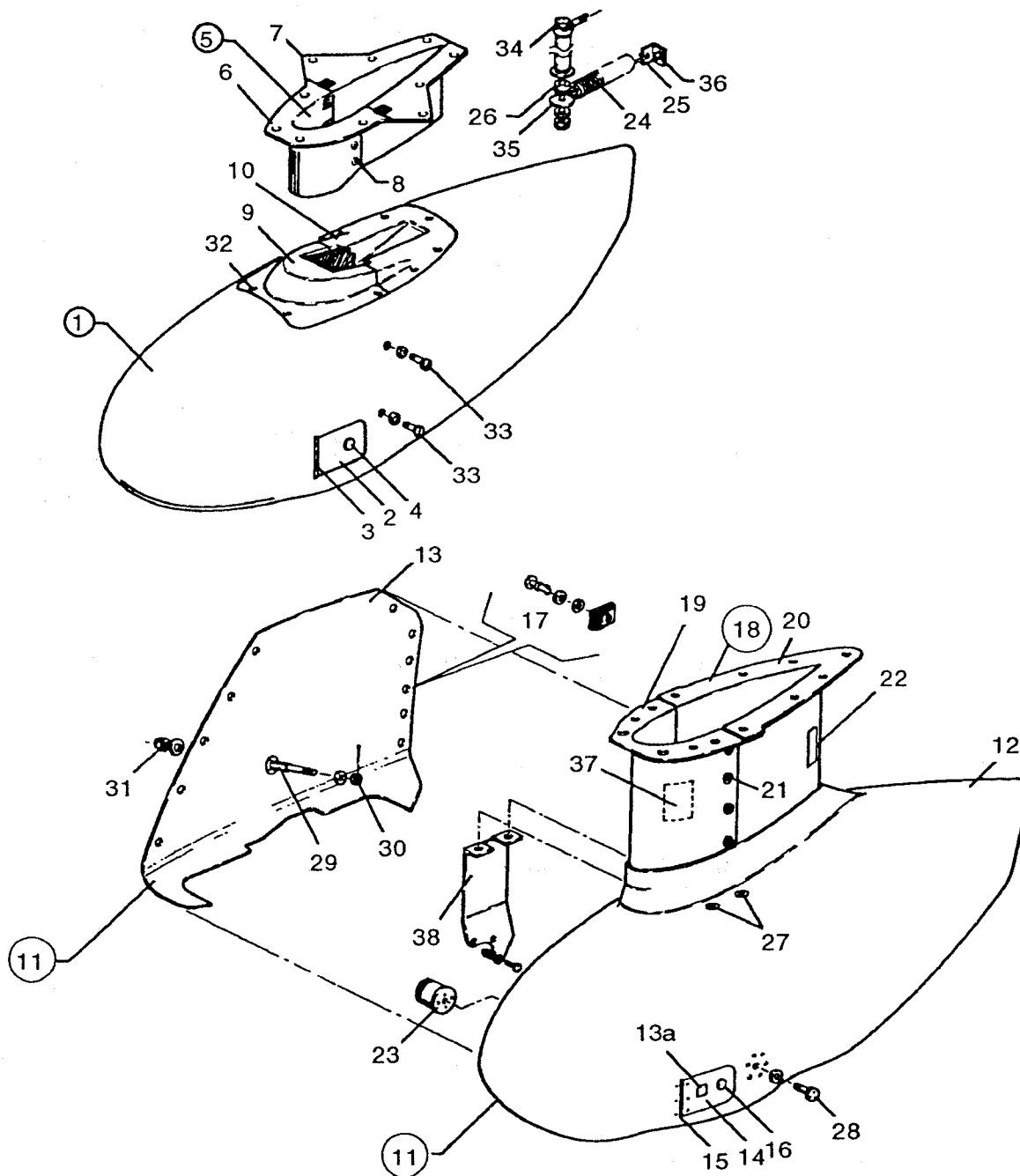


Figure 30. Main and Nose Wheel Fairing Installation
(28-7816001 and up)

**PIPER AIRCRAFT
PA-28-151/161 WARRIOR
AIRPLANE PARTS CATALOG**

CODE EXPLANATIONS FOR FIGURE 30

- A - Ascertain if main landing gear fiberglass wheel and strut fairing replacement kit 763 918 has been installed on serial numbers 28-7816001 thru 28-7916228 per Service Letter 862. (New fiberglass fairings are identified by camloc fasteners attaching inner and outer fairing halves together. Obsolete cycolac fairings are identified by screws, washers and nuts attaching inner and outer fairing halves together). If Kit 763 918 has been installed per Service Letter 862, order individual items listed for serial numbers 28-7916229 and up as desired. If Kit 763 918 has not been installed on serial numbers 28-7816001 thru 28-7916228, and individual items are desired for a particular wheel, one of the following Main Landing Gear Fiberglass Wheel and Strut Fairing Kits must be ordered as a replacement: 763 956 for left wheel or 763 957 for right wheel After above listed Kit/Kits have been installed on aircraft, order individual fiberglass items listed for serial numbers 28-7916229 and up, as desired.
- B - Used with cycolac fairing assemblies only.
- C - Used with fiberglass fairing assemblies only.
- D - Used if nose gear fairing incorporates a door assembly in side of wheel fairing.
- E - Used if nose gear fairing does not incorporate a door assembly in side of wheel fairing.
- F - Ascertain material thickness of fairing currently installed on aircraft If existing fairing measures .093 thick, a complete new fairing assembly P/N 37893-02 must be ordered and installed. If existing fairing measures .125 thick, order individual fairing as desired.

PIPER AIRCRAFT

PA-28-151/161 WARRIOR

AIRPLANE PARTS CATALOG

Figure and Index Number	Part Number	Code	Nomenclature	No. Req.	Serial Numbers Affected
30-	79893 37896		DRAWING - Main Wheel Fairing Installation (Fiberglass) DRAWING - Nose Wheel Fairing Installation		
-1	35838-10		FAIRING ASSEMBLY - Nose wheel (fiberglass)	1	
-2	37882-02	B	* DOOR ASSEMBLY - Wheel fairing	1	
-3	37882-04	B	** HINGE ASSEMBLY - Door	1	
-4	472 017	B	** LATCH - Door (KM610-32)	1	
-5	37893-02		FAIRING ASSEMBLY - Nose gear strut	1	
-6	37893-06	F	* FAIRING - Nose gear strut, forward	1	
-7	37893-07	F	* FAIRING - Nose gear strut, aft	1	
-8	414 762		* SCREW - (MS24693-S51)	6	
	494 101		* WASHER - (PS10092-1-2C)	6	
	477 640		* NUT - (PS10062-5-3)	6	
-9	37928-03	D	COVER - Nose wheel fairing, forward	1	
	36568-02	E	COVER - Nose wheel fairing, forward	1	
-10	37928-04	D	COVER - Nose wheel fairing, aft	1	
	36568-03	E	COVER - Nose wheel fairing, aft	1	
-11	79890-900	A	FAIRING ASSEMBLY - Main wheel, left, complete (fiberglass)	1	28-7916229 and up
	79890-901	A	FAIRING ASSEMBLY - Main wheel, right, complete (fiberglass)	1	28-7916229 and up
-12	79890-43	A	* SHELL ASSEMBLY - Main wheel, outboard, left (fiberglass)	1	28-7916229 and up
	79890-44	A	* SHELL ASSEMBLY - Main wheel, outboard, right (fiberglass)	1	28-7916229 and up
-13	79890-45	A	* ACCESS ASSEMBLY - Main wheel, inboard, left (fiberglass)	1	28-7916229 and up
	79890-46	A	* ACCESS ASSEMBLY - Main wheel, inboard, right (fiberglass)	1	28-7916229 and up
-13a	35669-44	B	* PLACARD - Tire pressure	1	
-14	37882-02		* DOOR ASSEMBLY - Wheel fairing	1	
-15	37882-04		** HINGE ASSEMBLY - Door	1	
-16	472 017		** LATCH - Door (KM610-32)	1	
-17	414 793	B	* SCREW - (MS24693-S50)	26	
	494 101	B	* WASHER - (PS10092-1-2C)	26	
	477 640	B	* NUT - (PS10062-5-3)	26	
	587 594	C	* STUD - (PS10077-1-9)	15	
	594 003	C	* SEAL - Washer (85-43-201-38)	15	
	584 140	C	* RETAINER - (PS10077-1-66)	15	
	484 198	C	* RECEPTACLE - (PS10017-1-63)	15	
-18	79892-02	A	FAIRING ASSEMBLY - Main gear strut, left, complete (fiberglass)	1	28-7916229 and up
	79892-03	A	FAIRING ASSEMBLY - Main gear strut, right, complete (fiberglass)	1	28-7916229 and up
-19	79892-04	A	* FAIRING ASSEMBLY - Main gear strut, forward, left (fiberglass)	1	28-7916229 and up
	79892-05	A	* FAIRING ASSEMBLY - Main gear, strut, forward, right (fiberglass)	1	28-7916229 and up
-20	79892-10	A	* FAIRING ASSEMBLY - Main gear strut, aft, left (fiberglass)	1	28-7916229 and up
	79892-09	A	* FAIRING ASSEMBLY - Main gear strut, aft, right (fiberglass)	1	28-7916229 and up
-21	486 218	B	* SCREW - (PS10015-F8-16BL)	8	
	494 037	B	* WASHER - (PS10092-1-3C)	8	
	477 816	B	* NUT - (PS10062-5-9)	8	
	587 593	C	* STUD - (PS10077-1-8)	8	
	594 003	C	* SEAL - Washer (85-43-201-38)	8	
	584 140	C	* RETAINER - (PS10077-1-66)	8	
	484 198	C	* RECEPTACLE - (PS10077-1-63)	8	
-22	35669-23		PLACARD - Gear	1	
-23	66821-04	B	SUPPORT ASSEMBLY - Wheel fairing, main (1.44 long)	2	
	66821-05	C	SUPPORT ASSEMBLY - Wheel fairing, main (1.62 long)	2	
-24	67168-00		SPRING - Nose gear	2	
-25	69486-00		ANGLE - Nose gear spring attachment	2	
-26	63900-108		BUSHING - Nose gear spring	2	
-27	416 633		SCREW - (MS24693-5273)	4	
	494 037		WASHER - (PS10092-1-3C)	4	
-28	400 004		BOLT - (AN4-7A)	2	
	407 565		WASHER - (AN960-416)	2	

When ordering, always specify Part Number, Description, and Serial Number of Aircraft

**PIPER AIRCRAFT
PA-28-151/161 WARRIOR
AIRPLANE PARTS CATALOG**

Figure and Index Number	Part Number	Code	Nomenclature	No. Req.	Serial Numbers Affected
30-29	37881-02	B	BOLT - Main wheel fairing attachment (3.96 long)		
	37881-03	C	BOLT - Main wheel fairing attachment (4.22 long)	2	
-30	407 565		WASHER - (AN960-416)	AR	
	404 888		NUT - (MS20365-428C)	2	
-31	407 801		WASHER - (AN970-4)	4	
	404 888		NUT - (MS20365-428C)	2	
-32	414 762		SCREW - (MS24693-S51)	19	
	494 101		WASHER - (PS10092-12C)	19	
-33	401 311		BOLT - (AN4-11A)	4	
	407 585		WASHER - (AN960-41-6L)	4	
-34	400 464		BOLT - (AN3-41A)	2	
	407 584		WASHER - (AN960-10L)	6	
	404 887		NUT - (MS20365-1032C)	2	
-35	62833-07		WASHER - Nose gear spring	4	
-36	415 535		SCREW - (MS35206-245)	2	
	407 563		WASHER - (AN960-8)	2	
	404 910		NUT - (MS20365-832C)	2	
-37	63933-00	C	PLACARD - Oleo service instructions	2	
-38	37880-02		BRACKET ASSEMBLY - Wheel fairing, left	1	
	37880-03		BRACKET ASSEMBLY - Wheel fairing, right	1	

When ordering, always specify Part Number, Description, and Serial Number of Aircraft

Reissued: December 1, 1989

PIPER AIRCRAFT
PA-28-151/161 WARRIOR
AIRPLANE PARTS CATALOG

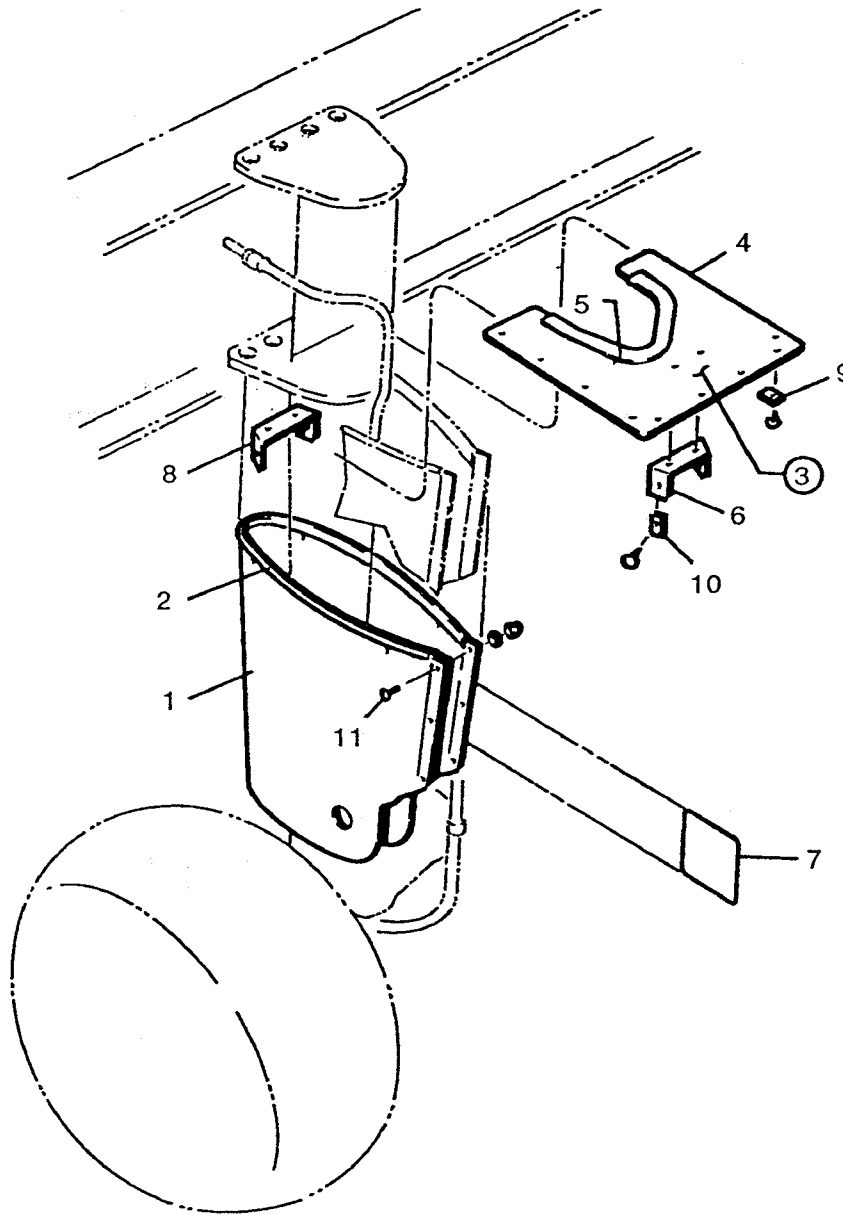


Figure 31. Main Landing Gear Strut Fairing Installation

**PIPER AIRCRAFT
PA-28-151/161 WARRIOR
AIRPLANE PARTS CATALOG**

CODE EXPLANATIONS FOR FIGURE 31

- A - See Figure 30 for main gear strut fairings on the PA-28-161 with serial numbers 28-7816001 and up when main wheel fairings are installed.

**PIPER AIRCRAFT
PA-28-151/161 WARRIOR
AIRPLANE PARTS CATALOG**

Figure and Index Number	Part Number	Code	Nomenclature	No. Req.	Serial Numbers Affected
31-	65693		DRAWING - Strut Fairing Installation, Main Landing Gear		
-1	63338-00		FAIRING ASSEMBLY - Main gear	2	
-2	63186-04		* MOULDING - Extruded	1	
-3	65688-00		PLATE ASSEMBLY - Fairing, left	1	
	65688-01		PLATE ASSEMBLY - Fairing, right	1	
-4	65688-02		* PLATE - Fairing, left	1	
	65688-03		* PLATE - Fairing, right	1	
-5	63186-33		* MOULDING - Extruded	1	
-6	63341-00		* CLIP - Fairing	2	
-7	63933-00		PLACARD - Oleo service instructions	2	
-8	63342-00		CLIP - Fairing	2	
-9	415 449		SCREW - (AN526-832R8)	8	
-10	419 920		SCREW - (8 x 1/2)	4	
	406 373		NUT - (NAS395-17-1)	4	
-11	415 171		SCREW - (AN526C-632-5)	3	
	407 562		WASHER - (AN960-6)	3	
	404 909		NUT - (MS20365-632C)	3	

When ordering, always specify Part Number, Description, and Serial Number of Aircraft

PIPER AIRCRAFT
PA-28-151/161 WARRIOR
AIRPLANE PARTS CATALOG

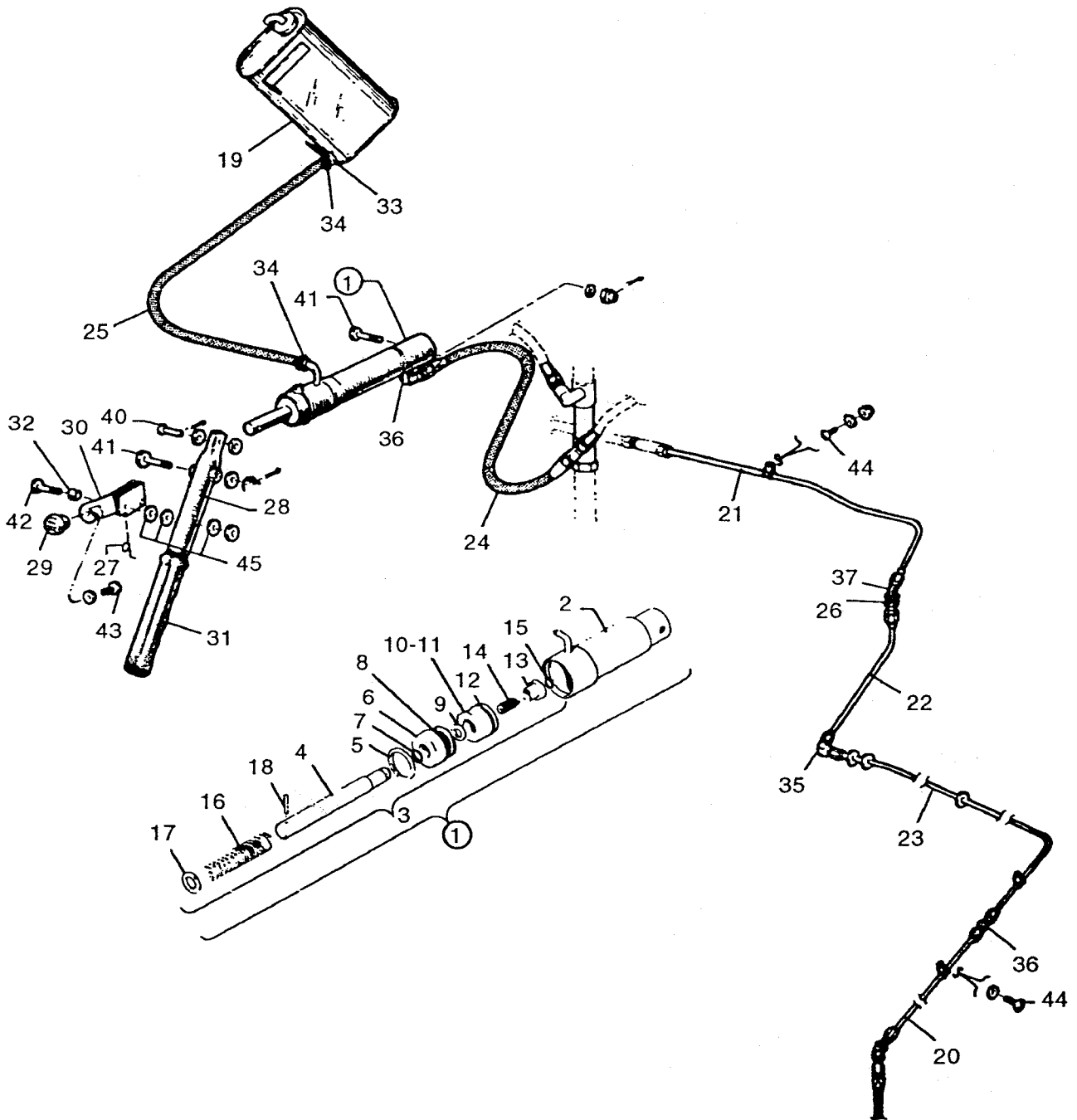


Figure 32. Hand Brake Installation

Reissued: December 1, 1989

**PIPER AIRCRAFT
PA-28-151/161 WARRIOR
AIRPLANE PARTS CATALOG**

CODE EXPLANATIONS FOR FIGURE 32

PIPER AIRCRAFT PA-28-151/161 WARRIOR AIRPLANE PARTS CATALOG

Figure and Index Number	Part Number	Code	Nomenclature	No. Req.	Serial Numbers Affected
32-	65842		DRAWING - Hand Brake Installation		
-1	455 938		CYLINDER ASSEMBLY - Master (10-22)	1	
-2	753 956		*HYDRAULIC CYLINDER ASSEMBLY - (189-9)	1	
-3	755 948		*PISTON ROD ASSEMBLY - (182-7)	1	
-4	755 949		**ROD - Piston (142-9)	1	
-5	755 950		**RING - Snap (155-10)	1	
-6	751 889		**GLAND - Packing (141-10)	1	
-7	484 701		**PACKING - O-Ring (AN6227-7)	1	
-8	484 727		**PACKING - O-Ring (AN6227-12)	1	
-9	753 172		**WASHER - Dyna-seal (110 x 3/16)	1	
-10	757 216		**PISTON ASSEMBLY - (92-19)	1	
-11	757 217		***PISTON - (48-10)	1	
-12	484 706		***PACKING - O-Ring (AN6227-11)	1	
-13	753 381		**BUSHING - (145-15)	1	
-14	756 117		**SPRING - (82-8)	1	
-15	752 855		**RING - Snap (155-5)	1	
-16	756 118		**SPRING - (82-9)	1	
-17	407 567		**WASHER - (AN960-616)	1	
-18	755 882		**ROLL PIN - (223-1)	1	
-19	63355-09		RESERVOIR ASSEMBLY - Brake cylinder	1	
-20	63325-00		LINE ASSEMBLY	2	
-21	63466-00		LINE ASSEMBLY - Right	1	
-22	67700-58		LINE ASSEMBLY	2	
-23	68467-00		LINE ASSEMBLY	2	
-24	63901-09		HOSE ASSEMBLY - Flexible	1	
-25	63913-10		HOSE - Flexible	1	
-26	477 618		NUT - (AN924-4D)	4	
-27	63356-00		SPRING - Brake handle	1	
-28	63357-00		HANDLE ASSEMBLY - Brake	1	
-29	63914-07		KNOB ASSEMBLY - Parking brake	1	
-30	67135-03		LATCH ASSEMBLY - Brake handle	1	
-31	463 380		GRIP - Brake handle	1	
-32	63900-131		BUSHING	1	
-33	63915-06		DISC - Firewall seal	1	
-34	554 861		CLAMP - (SAE TY F-4)	2	
-35	458 881		ELBOW - (AN821-4D)	2	
-36	458 894		ELBOW - (AN822-4D)	1	
-37	458 910		ELBOW - (AN837-4D) Left	1	
	491 060		UNION - (AN832-4D) Right	1	
-38	491 050		UNION - (AN815-4D)	2	
-39	458 910		ELBOW - (AN837-4D)	2	
-40	424 178		PIN - (AN393-19)	1	
	407 584		WASHER - (AN960-10L)	2	
	424 051		PIN - Cotter (MS24665-132)	1	
-41	400 113		BOLT - (AN4 20)	2	
	407 565		WASHER - (AN960-416)	6	
	404 101		NUT - (AN310-4)	2	
	424 051		PIN - Cotter (MS24665-132)	2	
-42	400 876		BOLT - (AN23-24A)	1	
	404 887		NUT - (MS20365-1032C)	1	
-43	416 994		SCREW - (AN526-1032R6)	1	
	407 124		WASHER - (AN935-10L)	1	
-44	417 775		SCREW - (AN520-10R8)	5	
	407 584		WASHER - (AN960-10L)	5	
-45	407 564		WASHER - (AN960-10)	3	

When ordering, always specify Part Number, Description, and Serial Number of Aircraft

Reissued: December 1, 1989

PIPER AIRCRAFT
PA-28-151/161 WARRIOR
AIRPLANE PARTS CATALOG

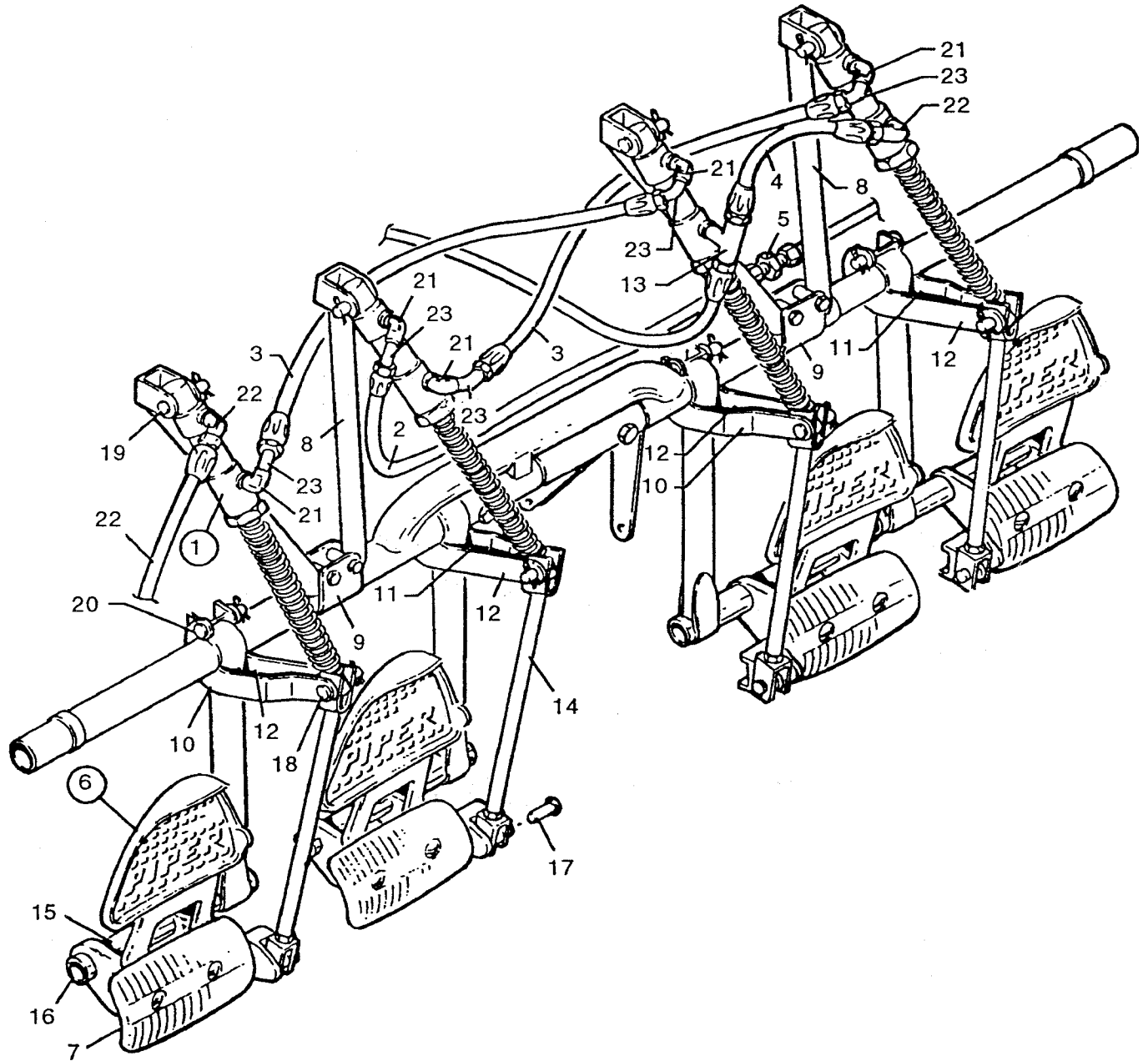


Figure 33. Toe Brake Installation

**PIPER AIRCRAFT
PA-28-151/161 WARRIOR
AIRPLANE PARTS CATALOG**

CODE EXPLANATIONS FOR FIGURE 33

- A - See Figure 34 for component parts.
- B - No longer available. Order Master Cylinder Assembly part number 455 968 (Cleveland 10-30) or 455 944 (Gar-Kenyon 17000) as a replacement.

PIPER AIRCRAFT PA-28-151/161 WARRIOR AIRPLANE PARTS CATALOG

Figure and Index Number	Part Number	Code	Nomenclature	No. Req.	Serial Numbers Affected
33-	35135		DRAWING - Control System Installation		
	63476		DRAWING - Dual Toe Brake Line Installation		
-1	455 948	A,B	CYLINDER ASSEMBLY - Master (10-27) Cleveland	4	
	455 968	A	CYLINDER ASSEMBLY - Master (10-30) Cleveland	4	
	455 944	A	CYLINDER ASSEMBLY - Master (17000) Gar-Kenyon	4	
-2	63901-09		HOSE ASSEMBLY - Flexible	2	
-3	63901-21		HOSE ASSEMBLY - Flexible	2	
-4	63901-22		HOSE ASSEMBLY - Flexible	1	
-5	491 050		UNION - (AN815-4D)	1	
-6	63485-00		PEDAL ASSEMBLY - Toe brake, left	2	
	63485-01		PEDAL ASSEMBLY - Toe brake, right	2	
-7	62867-02		* PAD ASSEMBLY - Brake pedal	1	
-8	63464-00		BRACE ASSEMBLY - Toe brake	2	
-9	63468-00		BRACKET - Toe brake	2	
-10	63469-00		ARM - Toe brake	2	
-11	63469-01		ARM - Toe brake	2	
-12	63470-00		ARM - Toe brake	4	
-13	488 499		TEE - (MS20825-4D)	1	
-14	79430-00		CLEVIS ASSEMBLY - Toe brake	4	
-15	63478-00		SPACER - Toe pedal	4	
-16	453 714		BEARING - Brake pedal (PS10065-37)	8	
-17	424 177		PIN - Flat head (MS20392-2C17)	4	
	407 564		WASHER - (AN960-10)	4	
	424 051		COTTER PIN - (MS24665-132)	4	
-18	424 181		PIN - Flat head (MS20392-2C25)	4	
	407 564		WASHER - (AN960-10)	4	
	424 051		COTTER PIN - (MS24665-132)	4	
-19	424 184		PIN - Flat head (MS20392-2C31)	4	
	407 564		WASHER - (AN960-10)	4	
	424 051		COTTER PIN - (MS24665-132)	4	
-20	424 189		PIN - Flat head (MS20392-2C39)	4	
	497 564		WASHER - (AN960-10)	4	
	424 051		COTTER PIN - (MS24665-132)	4	
-21	458 904		ELBOW - (AN914-1D)	5	
-22	458 894		ELBOW - (MS20882-4D)	2	
-23	458 891		ELBOW - (MS20823-4D)	5	

When ordering, always specify Part Number, Description, and Serial Number of Aircraft

PIPER AIRCRAFT
PA-28-151/161 WARRIOR
AIRPLANE PARTS CATALOG

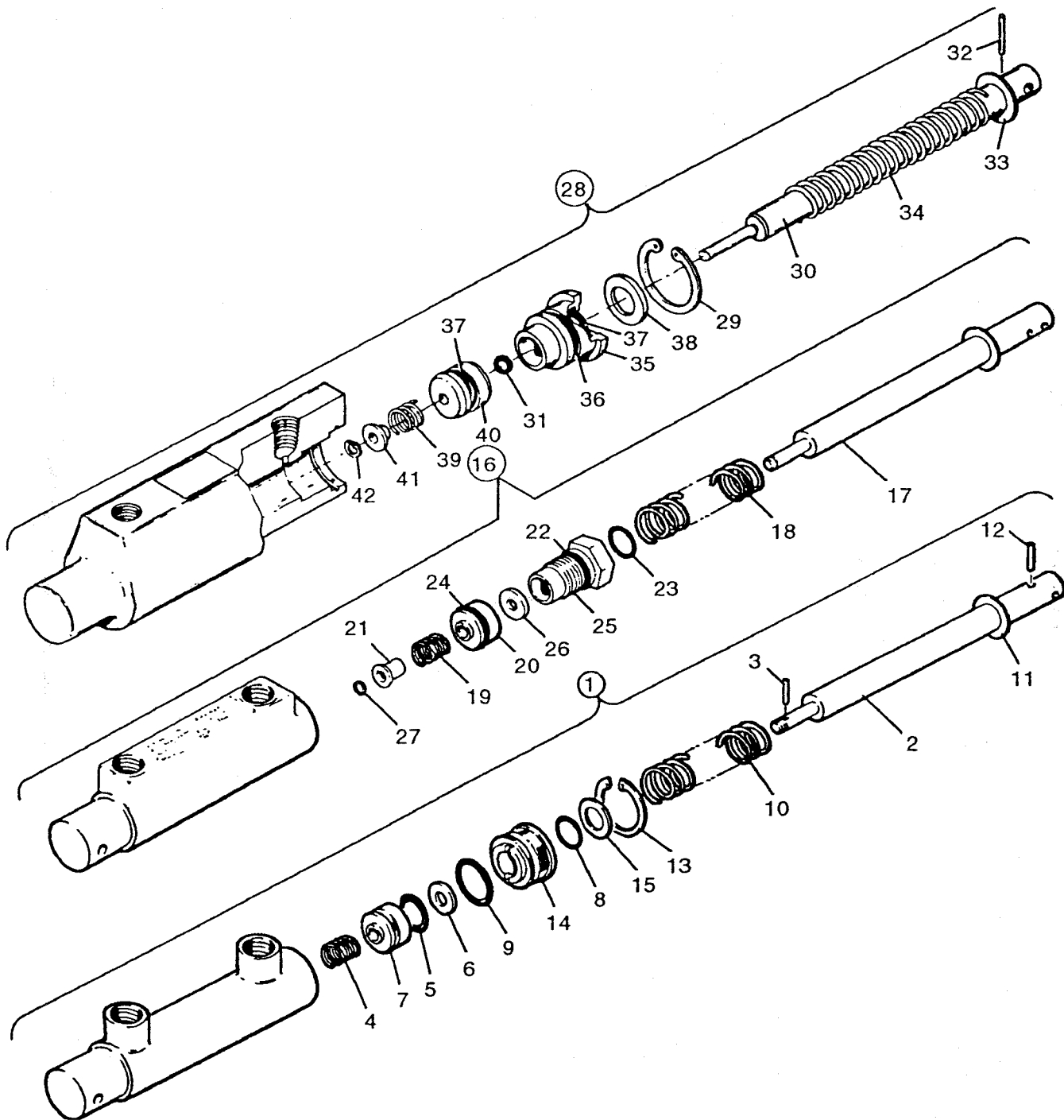


Figure 34. Toe Brake Master Cylinder Assembly

Reissued: December 1, 1989

**PIPER AIRCRAFT
PA-28-151/161 WARRIOR
AIRPLANE PARTS CATALOG**

CODE EXPLANATIONS FOR FIGURE 34

- A - No longer available. Order Master Cylinder Assembly Part Number 455 968 (Cleveland 10-301 or 455 944 (Gar-Kenyon 17000) as a replacement

**PIPER AIRCRAFT
PA-28-151/161 WARRIOR
AIRPLANE PARTS CATALOG**

Figure and Index Number	Part Number	Code	Nomenclature	No. Req.	Serial Numbers Affected
34-1	455 948		CYLINDER ASSEMBLY - Master (10-27) Cleveland	4	
-2	757 316		* PISTON ROD ASSEMBLY - (182-01100)	1	
-3	757 317		** ROLL PIN - (223-00600)	1	
-4	757 580		** SPRING - (082-02100)	1	
-5	484 748		** O-RING - (AN6227-8)	1	
-6	756 620		** WASHER - Seal (095-25200)	1	
-7	757 437		** PISTON - (148-01200)	1	
-8	484 701		* O-ING - (AN6227-7)	1	
-9	484 706		* O-RING - (AN6227-11)	1	
-10	756 118		* SPRING - (82-9)	1	
-11	756 622		* WASHER - (095-10100)	1	
-12	757 318		* ROLL PIN - (223-00500)	1	
-13	756 019		* RETAINING RING - (155-01200)	1	
-14	755 028		* GLAND - Packing (141-01200)	1	
-15	756 621		* WASHER - Wiper (095-01300)	1	
-16	455 944		CYLINDER ASSEMBLY - Master (17000) Gar-Kenyon	4	
-17	757 480		* PISTON ROD AND RING ASSEMBLY - (95404) includes spring retaining ring	1	
-18	762 276		* SPRING - (17005)	1	
-19	762 277		* SPRING - (17006)	1	
-20	757 479		* PISTON - (17003)	1	
-21	762 275		* SLEEVE - (17007)	1	
-22	752 584		* O-RING - (MS28775-113)	1	
-23	484 788		* O-RING - (MS28775-012)	1	
-24	752 585		* O-RING - (MS28775-110)	1	
-25	754 848		* FITTING - (17002)	1	
-26	494 177		* SEAL - (110-3/16)	1	
-27	762 531		* RING - Retaining (XRC-313)	1	
-28	455 968		CYLINDER ASSEMBLY - Master (10-30) Cleveland	4	
-29	762 587		* RING - Snap (155-47)	1	
-30	763 451		* PISTON ROD ASSEMBLY - (182-22)	1	
-31	762 585		** O-RING - (101-1)	1	
-32	757 318		** ROLL PIN - (223-00500)	1	
-33	756 622		** WASHER - (095-10100)	1	
-34	756 118		** SPRING - (82-9)	1	
-35	755 082		** GLAND - Packing (141-25)	1	
-36	756 018		** O-RING - (101-01100)	1	
-37	756 016		** O-RING - (101-00800)	2	
-38	756 621		** WASHER - Wiper (095-01300)	1	
-39	757 580		** SPRING - (082-02100)	1	
-40	763 450		** PISTON - (148-25)	1	
-41	758 457		** BUSHING - (145-58)	1	
-42	762 586		** RING - Snap (T5304-15)	1	

When ordering, always specify Part Number, Description, and Serial Number of Aircraft

Reissued: December 1, 1989

**PIPER AIRCRAFT
PA-28-151/161 WARRIOR
AIRPLANE PARTS CATALOG**

THIS PAGE INTENTIONALLY LEFT BLANK

PIPER AIRCRAFT
PA-28-151/161 WARRIOR
AIRPLANE PARTS CATALOG

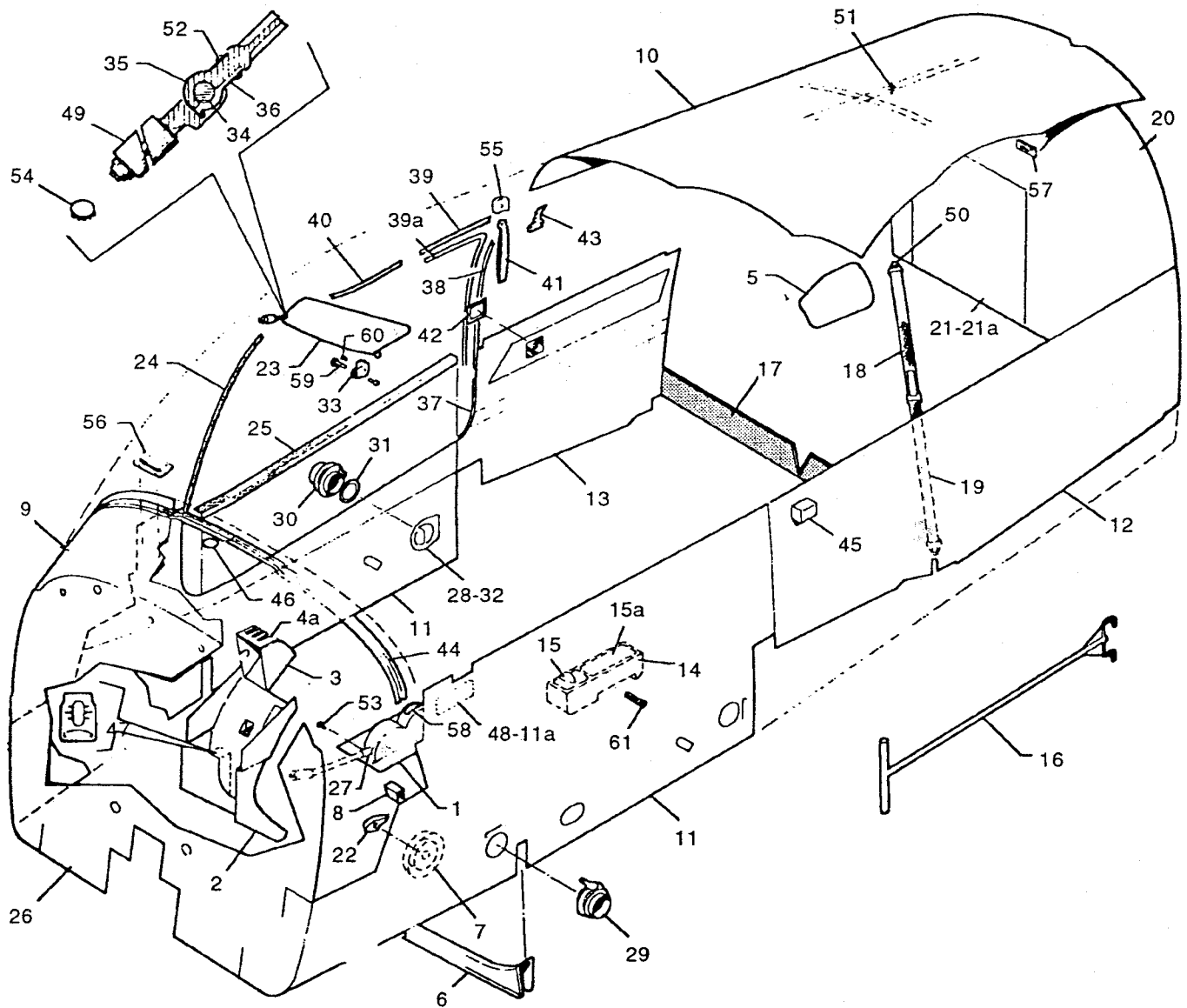


Figure 35. Cockpit Finishing Installation

Reissued: December 1, 1989

**PIPER AIRCRAFT
PA-28-151/161 WARRIOR
AIRPLANE PARTS CATALOG**

CODE EXPLANATIONS FOR FIGURE 35

- A - Used if aft fresh air vent is not installed.
- B - Used if aft fresh air vent is installed.
- C - Used if overhead fresh air vent system is installed.
- D - When ordering, specify color red, blue/green, gold, black, green or bark. Specify color bark I when ordering for PA-28-151 with serial numbers 28-7715001 and up, and PA-28-161 with serial numbers 28-7716001 thru 28-7716075. Specify color bark II for PA-28-161 with serial numbers 28-7716076 and up.
- E - When ordering, specify color red, blue/green, gold, black, green or bark II.
- F -
- G -
- H - Used on PA-28-151 with serial numbers 28-7715001 and up, and PA-28-161.
- J - Used on PA-28-151 with serial numbers 28-7515004 and up, and PA-28-161.
- K - Used on PA-28-151 with serial numbers 28-7615002 and up, and PA-28-161.
- L - Used on PA-28-151 with serial numbers 28-7515001 and up, and PA-28-161.
- M - When ordering for PA-28-151 with serial numbers 28-7715001 and up, and PA-28-161 with serial numbers 28-7716001 thru 28-7716075, specify color bark I. When ordering for PA-28-161 with serial numbers 28-7716076 and up, specify color bark II or black.
- N - Used on PA-28-161 if air conditioning is installed.
- P - When ordering, specify color bark II or black.
- Q - Used on PA-28-151 with serial numbers 28-7715001 and up, and PA-28-161 with serial numbers 28-7716001 thru 28-7716323.
- R - Used on PA-28-151 with serial numbers 28-7715001 and up, and PA-28-161 with serial numbers 28-7716001 thru 28-7916617.
- S - Used if shoulder belts with inertia reel are installed.
- T - Used if fixed shoulder harnesses are installed.
- U - Used on PA-28-151 with serial numbers 28-7715001 and up, and PA-28-161 with serial numbers 28-7716001 thru 28-8016382.
- V - Used on PA-28-151 with serial numbers 28-7715001 and up, and PA-28-161 with serial numbers 28-7716001 thru 28-8116213.
- X - Used if Luxurious Interior is not installed.
- Y - Used on serial numbers 28-8116214 and up. Also used on serial numbers 28-8016001 thru 28-8116213 if Luxurious Interior is installed.
- Z - Used on serial numbers 28-8116214 and up. Also used on serial numbers 28-8116001 thru 28-8116213 if Luxurious Interior is installed.
- AA - Used on PA-28-151 with serial numbers 28-7715001 and up, and PA-28-161 with serial numbers 28-7716001 thru 28-8216236.
- AB - Used on serial numbers 28-8116214 thru 28-8216236. Also used on serial numbers 28-8016001 thru 28-8116213 if Luxurious Interior is installed.
- AC - Used on serial numbers 28-8116214 thru 28-8216236. Also used on serial numbers 28-8116001 thru 28-8116213 if Luxurious Interior is installed.
- AD - Used if air conditioning is not installed.

PIPER AIRCRAFT PA-28-151/161 WARRIOR AIRPLANE PARTS CATALOG

Figure and Index Number	Part Number	Code	Nomenclature	No. Req.	Serial Numbers Affected
35-	76109		DRAWING - Cockpit Finishing Installation		28-7415001 thru 28-7615445
	79768	H	DRAWING - Cockpit Finishing Installation		
	99902		DRAWING - Side Panel Installation		
	66991		DRAWING - Sun Visor Installation		
-1	67785-17	D	COVER ASSEMBLY - Flap handle	1	
-2	67330-10	D	COVER - Console	1	
	67330-07		COVER - Console, white	1	28-7415001 thru 28-7415713
	67330-12		COVER - Console	1	2816110 and up
-3	67232-12		COVER ASSEMBLY - Engine controls, red	1	28-7415001 thru 28-7615445
	67232-13		COVER ASSEMBLY - Engine controls, tan	1	28-7415001 thru 28-7615445
	67232-15		COVER ASSEMBLY - Engine controls, black	1	28-7415001 thru 28-7615445
	67232-21		COVER ASSEMBLY - Engine controls, green	1	28-7415001 thru 28-7615445
	67232-22		COVER ASSEMBLY - Engine controls, white	1	28-7415001 thru 28-7415713
	67232-25		COVER ASSEMBLY - Engine controls, blue/green	1	28-7415001 thru 28-7615445
	67232-40	H,M	COVER ASSEMBLY - Engine controls	1	
	67232-47		COVER ASSEMBLY - Engine controls	1	2816110 and up
-4	65846-00		* PLACARD - Engine controls	1	
-5	78054-02		COVER ASSEMBLY - Shoulder harness, left	1	
	78054-08		COVER ASSEMBLY - Shoulder harness, left	1	2816110 and up
	99801-02		COVER ASSEMBLY - Shoulder harness, right	1	
	99801-03		COVER ASSEMBLY - Shoulder harness, right	1	2816110 and up
-6	65674-07		COVER ASSEMBLY - Trim, red	2	28-7415001 thru 28-7615445
	65674-05		COVER ASSEMBLY - Trim, brown	2	28-7415001 thru 28-7615445
	65674-09		COVER ASSEMBLY - Trim, black	2	28-7415001 thru 28-7615445
	65674-11		COVER ASSEMBLY - Trim, green	2	28-7415001 thru 28-7615445
	65674-13		COVER ASSEMBLY - Trim, blue/green	2	28-7415001 thru 28-7615445
	65674-15	P	COVER ASSEMBLY - Trim	2	
-7	99635-09	D	COVER ASSEMBLY - Fuel selector	1	
	99295-13		COVER ASSEMBLY - Fuel selector, white	1	28-7415001 thru 28-7415713
-8	63144-00		COVER - Inboard	2	
-9	67325-03		COVER - Cowl	1	
-10	76462-00		HEADLINER - Cockpit (464 385)	1	
-11	579 734	A	PANEL ASSEMBLY - Left front cockpit, red	1	28-7415001 thru 28-7615445
	579 735	A	PANEL ASSEMBLY - Left front cockpit, blue/green	1	28-7415001 thru 28-7615445
	579 736	A	PANEL ASSEMBLY - Left front cockpit, gold	1	28-7415001 thru 28-7615445
	579 737	A	PANEL ASSEMBLY - Left front cockpit, black	1	28-7415001 thru 28-7615445
	579 861	A	PANEL ASSEMBLY - Left front cockpit, white	1	28-7415001 thru 28-7415713
	579 739	A	PANEL ASSEMBLY - Left front cockpit, green	1	28-7415001 thru 28-7615445
	579 740	B	PANEL ASSEMBLY - Left front cockpit, red	1	28-7415001 thru 28-7615445
	579 741	B	PANEL ASSEMBLY - Left front cockpit, blue/green	1	28-7415001 thru 28-7615445
	579 742	B	PANEL ASSEMBLY - Left front cockpit, gold	1	28-7415001 thru 28-7615445
	579 743	B	PANEL ASSEMBLY - Left front cockpit, black	1	28-7415001 thru 28-7615445
	579 855	B	PANEL ASSEMBLY - Left front cockpit, white	1	28-7415001 thru 28-7415713
	579 745	B	PANEL ASSEMBLY - Left front cockpit, green	1	28-7415001 thru 28-7615445
	580 742	Q	PANEL ASSEMBLY - Left front cockpit, mushroom/black (with black carpet)	1	
	580 724	Q	PANEL ASSEMBLY - Left front cockpit, mushroom/black (with heather carpet)	1	
	580 794	Q	PANEL ASSEMBLY - Left front cockpit, camel/black (with black carpet)	1	
	580 793	Q	PANEL ASSEMBLY - Left front cockpit, camel/black (with heather carpet)	1	
	579 414	X	PANEL ASSEMBLY - Left front cockpit, camel/black (with heather carpet)	1	28-7816001 thru 28-8116213
	579 415		PANEL ASSEMBLY - Left front cockpit, camel/black (with black carpet)	1	28-7816001 thru 28-8016382

When ordering, always specify Part Number, Description, and Serial Number of Aircraft

Revised: July 30, 1994

PIPER AIRCRAFT

PA-28-151/161 WARRIOR

AIRPLANE PARTS CATALOG

Figure and Index Number	Part Number	Code	Nomenclature	No. Req.	Serial Numbers Affected
35-11	579 196	X	PANEL ASSEMBLY - Left front cockpit, firethorn red (with heather carpet)	1	28-8116001 thru 28-8116213
	579 482		PANEL ASSEMBLY - Left front cockpit, firethorn red (with raspberry carpet)	1	28-8016001 thru 28-8016382
	579 378	Y	PANEL ASSEMBLY - Left front cockpit, firethorn red (with firethorn red carpet)		
	579 483		PANEL ASSEMBLY - Left front cockpit, buckskin (with brown carpet)	1	28-8016001 thru 28-8016382
	579 379	AB	PANEL ASSEMBLY - Left front cockpit, buckskin (with medium saddle carpet)		
	579 195	X	PANEL ASSEMBLY - Left front cockpit, dark blue (with heather carpet)	1	28-8116001 thru 28-8116213
	579 484	Y	PANEL ASSEMBLY - Left front cockpit, dark blue (with dark blue carpet)		
	680 125		PANEL ASSEMBLY - Left front cockpit, light blue (velour) (with light blue carpet)	1	28-8316001 and up
	579 295	Z	PANEL ASSEMBLY - Left front cockpit, dark cedar (with dark cedar carpet) (knit)		
	579 103		PANEL ASSEMBLY - Left front cockpit, dark cedar (with dark cedar carpet) (velour)	1	28-8216001 and up
	579 101		PANEL ASSEMBLY - Left front cockpit, dark carmine (with dark carmine carpet) (velour)	1	28-8216001 and up
	579 102		PANEL ASSEMBLY - Left front cockpit, sandalwood (with dark saddle carpet) (fabric)	1	28-8216001 and up
	680 094		PANEL ASSEMBLY - Left front cockpit, dark saddle (fabric) (with dark saddle carpet)	1	28-8316001 and up
	579 691	A	PANEL ASSEMBLY - Right front cockpit, red	1	28-7415001 thru 28-7615001
	579 692	A	PANEL ASSEMBLY - Right front cockpit, blue/green	1	28-7415001 thru 28-7615001
	579 693	A	PANEL ASSEMBLY - Right front cockpit, gold	1	28-7415001 thru 28-7615001
	579 694	A	PANEL ASSEMBLY - Right front cockpit, black	1	28-7415001 thru 28-7615001
	579 891	A	PANEL ASSEMBLY - Right front cockpit, white	1	28-7415001 thru 28-7415713
	579 696	A	PANEL ASSEMBLY - Right front cockpit, green	1	28-7415001 thru 28-7615001
	579 631	A	PANEL ASSEMBLY - Right front cockpit, red	1	28-7615002 thru 28-7615445
	579 632	A	PANEL ASSEMBLY - Right front cockpit, blue/green	1	28-7615002 thru 28-7615445
	579 633	A	PANEL ASSEMBLY - Right front cockpit, gold	1	28-7615002 thru 28-7615445
	579 634	A	PANEL ASSEMBLY - Right front cockpit, black	1	28-7615002 thru 28-7615445
	579 639	A	PANEL ASSEMBLY - Right front cockpit, green	1	28-7615002 thru 28-7615445
	579 685	B	PANEL ASSEMBLY - Right front cockpit, red	1	28-7415001 thru 28-7615001
	579 686	B	PANEL ASSEMBLY - Right front cockpit, blue/green	1	28-7415001 thru 28-7615001
	579 687	B	PANEL ASSEMBLY - Right front cockpit, gold	1	28-7415001 thru 28-7615001
	579 688	B	PANEL ASSEMBLY - Right front cockpit, black	1	28-7415001 thru 28-7615001
	579 897	B	PANEL ASSEMBLY - Right front cockpit, white	1	28-7415001 thru 28-7415713
	579 690	B	PANEL ASSEMBLY - Right front cockpit, green	1	28-7415001 thru 28-7615001
	579 626		PANEL ASSEMBLY - Right front cockpit, red	1	28-7615002 thru 28-7615445
	579 627		PANEL ASSEMBLY - Right front cockpit, blue/green	1	28-7615002 thru 28-7615445
	579 628		PANEL ASSEMBLY - Right front cockpit, gold	1	28-7615002 thru 28-7615445
	579 629		PANEL ASSEMBLY - Right front cockpit, black	1	28-7615002 thru 28-7615445
	579 630		PANEL ASSEMBLY - Right front cockpit, green	1	28-7615002 thru 28-7615445
	580 736	Q	PANEL ASSEMBLY - Right front cockpit, mushroom (with black carpet)		
	580 714	Q	PANEL ASSEMBLY - Right front cockpit, mushroom (with heather carpet)		
	580 781	U	PANEL ASSEMBLY - Right front cockpit, camel/black (with black carpet)		

When ordering, always specify Part Number, Description, and Serial Number of Aircraft

PIPER AIRCRAFT

PA-28-151/161 WARRIOR

AIRPLANE PARTS CATALOG

Figure and Index Number	Part Number	Code	Nomenclature	No. Req.	Serial Numbers Affected
35-11	580 780	V	PANEL ASSEMBLY - Right front cockpit, camel/black (with heather carpet)	1	
	579 276	X	PANEL ASSEMBLY - Right front cockpit, firethorn red (with heather carpet)	1	28-8116001 thru 28-8116213
	580 847		PANEL ASSEMBLY - Right front cockpit, firethorn red (with raspberry carpet) (luxurious)	1	28-8016001 thru 28-8016382
	580 850	Y	PANEL ASSEMBLY - Right front cockpit, firethorn red (with firethorn red carpet)	1	
	580 848		PANEL ASSEMBLY - Right front cockpit, buckskin (with brown carpet)(luxurious)	1	28-8016001 thru 28-8016382
	580 851	AB	PANEL ASSEMBLY - Right front cockpit, buckskin (with medium saddle carpet)	1	
	579 277	X	PANEL ASSEMBLY - Right front cockpit, dark blue (with heather carpet)	1	28-8116001 thru 28-8116213
	580 849	Y	PANEL ASSEMBLY - Right front cockpit, dark blue, (with dark blue carpet)	1	
	680 121		PANEL ASSEMBLY - Right front cockpit, light blue (velour) (with light blue carpet)	1	28-8316001 and up
	579 275	Z	PANEL ASSEMBLY - Right front cockpit, dark cedar (with dark cedar carpet) (knit)	1	
	579 094		PANEL ASSEMBLY - Right front cockpit, dark cedar (with dark cedar carpet) (velour)	1	28-8216001 and up
	579 092		PANEL ASSEMBLY - Right front cockpit, dark carmine (with dark carmine carpet) (velour)	1	28-8216001 and up
	579 093		PANEL ASSEMBLY - Right front cockpit, sandalwood (with dark saddle carpet) (fabric)	1	28-8216001 and up
	680 066		PANEL ASSEMBLY - Right front cockpit, dark saddle (with dark saddle carpet)	1	28-8316001 and up
-11a	79884-03		* PLATE - Placard attachment, left	1	28-7816001 thru 28-7916617
-12	579 913		PANEL ASSEMBLY - Left rear cockpit, red	1	28-7415001 thru 28-7615445
	579 912		PANEL ASSEMBLY - Left rear cockpit, blue/green	1	28-7415001 thru 28-7615445
	579 911		PANEL ASSEMBLY - Left rear cockpit, gold	1	28-7415001 thru 28-7615445
	579 910		PANEL ASSEMBLY - Left rear cockpit, black	1	28-7415001 thru 28-7615445
	579 909		PANEL ASSEMBLY - Left rear cockpit, white	1	28-7415001 thru 28-7415713
	579 908		PANEL ASSEMBLY - Left rear cockpit, green	1	28-7415001 thru 28-7615445
	580 711	R	PANEL ASSEMBLY - Left rear cockpit, mushroom/black	1	
	580 779	V	PANEL ASSEMBLY - Left rear cockpit, camel/black	1	
	579 411	AB	PANEL ASSEMBLY - Left rear cockpit, white/camel/black	1	
	579 264	X	PANEL ASSEMBLY - Left rear cockpit, firethorn red	1	28-8116001 thru 28-8116213
	579 267	AC	PANEL ASSEMBLY - Left rear cockpit, firethorn red (vinyl)	1	
	579 340	Y	PANEL ASSEMBLY - Left rear cockpit, firethorn red (fabric)	1	
	680 055		PANEL ASSEMBLY - Left rear cockpit, red (vinyl)	1	28-8316001 and up
	579 341	AB	PANEL ASSEMBLY - Left rear cockpit, buckskin (fabric)	1	
	680 057		PANEL ASSEMBLY - Left rear cockpit, light buckskin (vinyl)	1	28-8316001 and up
	579 265	X	PANEL ASSEMBLY - Left rear cockpit, dark blue	1	28-8116001 thru 28-8116213
	579 268	AC	PANEL ASSEMBLY - Left rear cockpit, dark blue (vinyl)	1	
	579 317	Y	PANEL ASSEMBLY - Left rear cockpit, dark blue (fabric)	1	
	680 118		PANEL ASSEMBLY - Left rear cockpit, light blue (velour)	1	28-8316001 and up
	680 056		PANEL ASSEMBLY - Left rear cockpit, blue (vinyl)	1	28-8316001 and up
	579 266	Z	PANEL ASSEMBLY - Left rear cockpit, dark cedar (knit)	1	
	579 085		PANEL ASSEMBLY - Left rear cockpit, dark cedar (velour)	1	28-8216001 and up
	579 083		PANEL ASSEMBLY - Left rear cockpit, dark carmine (velour)	1	28-8216001 and up
	579 084		PANEL ASSEMBLY - Left rear cockpit, sandalwood (fabric)	1	28-8216001 and up
	680 054		PANEL ASSEMBLY - Left rear cockpit, dark saddle (fabric)	1	28-8316001 and up

When ordering, always specify Part Number, Description, and Serial Number of Aircraft

Reissued: December 1, 1989

PIPER AIRCRAFT

PA-28-151/161 WARRIOR

AIRPLANE PARTS CATALOG

Figure and Index Number	Part Number	Code	Nomenclature	No. Req.	Serial Numbers Affected
35-13	579 877		PANEL ASSEMBLY - Right rear cockpit, red	1	28-7415001 thru 28-7615445
	579 876		PANEL ASSEMBLY - Right rear cockpit, blue/green	1	28-7415001 thru 28-7615445
	579 875		PANEL ASSEMBLY - Right rear cockpit, gold	1	28-7415001 thru 28-7615445
	579 874		PANEL ASSEMBLY - Right rear cockpit, black	1	28-7415001 thru 28-7615445
	579 873		PANEL ASSEMBLY - Right rear cockpit, white	1	28-7415001 thru 28-7415713
	579 872		PANEL ASSEMBLY - Right rear cockpit, green	1	28-7415001 thru 28-7615445
	580 715	R	PANEL ASSEMBLY - Right rear cockpit, mushroom/black	1	
	580 784	V	PANEL ASSEMBLY - Right rear cockpit, camel/black	1	
	579 413	AB	PANEL ASSEMBLY - Right rear cockpit, white/camel/black	1	
	579 280	X	PANEL ASSEMBLY - Right rear cockpit, firethorn red	1	28-8116001 thru 28-8116213
	579 346		PANEL ASSEMBLY - Right rear cockpit, firethorn red (luxurious)	1	28-8016001 thru 28-8016382
	579 285	AC	PANEL ASSEMBLY - Right rear cockpit, firethorn red (vinyl)	1	
	579 282	Z	PANEL ASSEMBLY - Right rear cockpit, firethorn red (fabric)	1	
	680 077		PANEL ASSEMBLY - Right rear cockpit, red (vinyl)	1	28-8316001 and up
	579 347		PANEL ASSEMBLY - Right rear cockpit, buckskin (luxurious)	1	28-8016001 thru 28-8016382
	579 283	AC	PANEL ASSEMBLY - Right rear cockpit, buckskin (fabric)	1	
	680 079		PANEL ASSEMBLY - Right rear cockpit, light buckskin (vinyl)	1	28-8316001 and up
	579 281	X	PANEL ASSEMBLY - Right rear cockpit, dark blue	1	28-8116001 thru 28-8116213
	579 286	AC	PANEL ASSEMBLY - Right rear cockpit, dark blue (vinyl)	1	
	579 356	Y	PANEL ASSEMBLY - Right rear cockpit, dark blue (fabric)	1	
	680 122		PANEL ASSEMBLY - Right rear cockpit, light blue (velour)	1	28-8316001 and up
	680 078		PANEL ASSEMBLY - Right rear cockpit, blue (vinyl)	1	28-8316001 and up
	579 284	Z	PANEL ASSEMBLY - Right rear cockpit, dark cedar (knit)	1	
	579 121		PANEL ASSEMBLY - Right rear cockpit, dark cedar (velour)	1	28-8216001 and up
	579 119		PANEL ASSEMBLY - Right rear cockpit, dark carmine (velour)	1	28-8216001 and up
	579 120		PANEL ASSEMBLY - Right rear cockpit, sandalwood (fabric)	1	28-8216001 and up
	680 076		PANEL ASSEMBLY - Right rear cockpit, dark saddle (fabric)	1	28-8316001 and up
-14	66710-16		HOUSING ASSEMBLY - Ash tray	1	
-15	763 003		* BOX ASSEMBLY - Ash tray (S-25-AR-C)	1	
-15a	66710-44	E	PAD - Armrest	1	28-7415001 thru 28-7615445
	66710-26		PAD - Armrest, white	1	28-7415001 thru 28-7415713
	580 730	R	PAD - Armrest, mushroom	1	
	580 731	AA	PAD - Armrest, camel	1	
	579 227		PAD - Armrest, firethorn red (vinyl)	1	28-8116001 thru 28-8216236
	579 472		PAD - Armrest, firethorn red (fabric)	1	28-8016001 and up
	559 793		PAD - Armrest, firethorn red (leather)	1	28-8316001 and up
	680 001		PAD - Armrest, red (vinyl)	1	28-8316001 and up
	579 473		PAD - Armrest, buckskin (velour)	1	28-8016001 thru 28-8216236
	680 003		PAD - Armrest, light buckskin (vinyl)	1	28-8316001 and up
	559 805		PAD - Armrest, light buckskin (leather)	1	28-8316001 and up
	579 228		PAD - Armrest, dark blue (vinyl)	1	28-8116001 thru 28-8216236
	579 474		PAD - Armrest, dark blue (fabric)	1	28-8016001 and up
	559 758		PAD - Armrest, dark blue (leather)	1	28-8316001 and up
	680 002		PAD - Armrest, blue (vinyl)	1	28-8316001 and up
	579 226		PAD - Armrest, dark cedar (knit)	1	28-8116001 and up
	579 115		PAD - Armrest, dark cedar (velour)	1	28-8216001 thru 28-8216236
	559 782		PAD - Armrest, dark cedar (leather)	1	28-8316001 and up
	579 113		PAD - Armrest, dark carmine (velour)	1	28-8216001 thru 28-8216236
	579 114		PAD - Armrest, sandalwood (fabric)	1	28-8216001 and up
	680 131		PAD - Armrest, patrician sandalwood (fabric)	1	28-8316001 and up
	680 000		PAD - Armrest, dark saddle (knit)	1	28-8316001 and up
	559 770		PAD - Armrest, dark saddle (leather)	1	28-8316001 and up
-16	99458-00		BAR ASSEMBLY - Tow	1	
-17	89268-02		GRILL ASSEMBLY - Air exhaust	1	

When ordering, always specify Part Number, Description, and Serial Number of Aircraft

PIPER AIRCRAFT

PA-28-151/161 WARRIOR

AIRPLANE PARTS CATALOG

Figure and Index Number	Part Number	Code	Nomenclature	No. Req.	Serial Numbers Affected
35-18	66804-00		STRAP ASSEMBLY - Baggage tie down, black (tip end)	1	
-19	66805-00		STRAP ASSEMBLY - Baggage tie down, black (buckle end)	1	
-20	35461-00		BULKHEAD ASSEMBLY - Cabin, rear	1	
	35461-04	C	BULKHEAD ASSEMBLY - Cabin, rear	1	
	36589-02	N	BULKHEAD ASSEMBLY - Cabin, rear	1	28-7816001 thru 28-8016047
	79836-02	N	BULKHEAD ASSEMBLY - Cabin, rear	1	28-8016048 and up
-21	35461-05	AD	* DOOR ASSEMBLY - Access cover	1	
-21a	79445-00	N	DOOR ASSEMBLY - Access cover	1	28-7816001 and up
-22	99181-00		HANDLE ASSEMBLY - Fuel selector valve	1	28-7415001 thru 28-7515003
	99181-03	J	HANDLE ASSEMBLY - Fuel selector valve	1	
-23	65866-00		BLADE - Sun visor	2	28-7415001 thru 28-7615445
	65866-00	H	BLADE - Sun visor, copilot	1	
	79784-02		BLADE - Sun visor, pilot (with power setting table)	1	28-7715001 and up
	35663-02		BLADE - Sun visor, pilot (with power setting table)	1	28-7716001 thru 2816109
	35663-05		BLADE - Sun visor, pilot (with power setting table)	1	2816110 and up
-24	69403-03		WINDLACING - Door seal	1	
-25	76191-00		SILL - Door	1	28-7415001 thru 28-7615001
	76191-02	K	SILL - Door	1	
-26	99818-00		BLANKET - Firewall	1	28-7716001 thru 2816076
	99818-02		BLANKET - Firewall	1	2816077 and up
	65496-02		* INSULATION - Firewall	1	2816077 and up
-27	65672-05		SHIELD - Flap handle cover	1	
-28	65735-18	E	CUP - Air vent	4	
	65735-12		CUP - Air vent, white	4	28-7415001 thru 27-7415713
-29	68416-02		VENT ASSEMBLY - Air, forward, left (complete)	1	
	68416-03		VENT ASSEMBLY - Air, forward, right (complete)	1	
-30	68556-00		VENT ASSEMBLY - Air, aft, left (complete)	1	
	68556-01		VENT ASSEMBLY - Air, aft, right (complete)	1	
-31	68584-00		GASKET - Air vent assembly	4	
-32	65735-19	E	FLANGE - Air vent	4	
	65735-13		FLANGE - Air vent, white	4	28-7415001 thru 27-7415713
-33	65865-00		RETAINER - Sun visor	2	
-34	65867-00		ROD - Sun visor	2	
-35	65870-00		CLIP - Sun visor, upper left, lower right	2	
-36	65871-00		CLIP - Sun visor, lower left, upper right	2	
-37	63142-02		TRIM STRIP - Door frame, bottom, rear	1	28-7415001 thru 28-7615001
	63142-56	K	TRIM STRIP - Door frame, bottom, rear	1	
-38	63142-39		TRIM STRIP - Door frame, top, rear	1	28-7415001 thru 28-7615001
-39	63142-47		TRIM STRIP - Door frame, top, rear	1	28-7415001 thru 28-7615001
-39a	63142-55	K	TRIM STRIP - Door frame, top, rear	1	
-40	63142-48		TRIM STRIP - Door frame, top, front	1	28-7415001 thru 28-7615001
	63142-51	K	TRIM STRIP - Door frame, top, front	1	
-41	79455-00		LOOP ASSEMBLY - Assist	1	
-42	65269-02		DOUBLER - Ash tray	2	
-43	76221-00	S	CLIP - Shoulder harness retaining	1	
	76221-00	T	CLIP - Shoulder harness retaining	4	28-8116001 thru 28-8216236
-44	99967-00		RETAINER - Glare shield, left	1	
	99968-00		RETAINER - Glare shield, right	1	
-45	489 388		ASH RECEIVER - (Complete) Chrome (2A20580)	2	
-46	99464-00		BUTTON - Plug	1	
-47	65219-00		PLACARD - Rudder trim	1	
-48	69669-32		PLACARD - Operation limitations, mph	1	28-7415001 thru 28-7615445
	69669-76		PLACARD - Operation limitations, knots	1	28-7415001 thru 28-7615445
	69669-143	R	PLACARD - Operation limitations, knots	1	
	35669-134		PLACARD - Operation limitations, knots	1	28-8016001 and up
-49	65869-00		BEARING - Sun visor	4	

When ordering, always specify Part Number, Description, and Serial Number of Aircraft

Revised: July 30, 1994

**PIPER AIRCRAFT
PA-28-151/161 WARRIOR
AIRPLANE PARTS CATALOG**

Figure and Index Number	Part Number	Code	Nomenclature	No. Req.	Serial Numbers Affected
35-50	401 266		BOLT - (AN3-5A)	4	
	407 584		WASHER - (AN960-10L)	4	
	63900-28		BUSHING	4	
-51	487 629		STUD ASSEMBLY - Coat hanger (KM894-1A)	2	
-52	415 376		SCREW - (MS51957-27)	4	
	407 130		WASHER - (AN936-B6)	4	
	477 696		NUT - Dome (8061-NP)	4	
-53	15086-00		SCREW - Self tapping (4 x 1/4) (486 187)	2	
-54	453 665		BUTTON - Plug (UCC-SS48179-K2215)	2	
-55	79456-00		CAP - Assist strap	1	
-56	79404-00		COVER - Radio cooling trim	1	
-57	66787-00		PLACARD - Cabin bulkhead	1	
-58	67786-00		PLACARD - Stabilator trim	1	
-59	36588-04		SCREW AND POST ASSEMBLY - Retainer	1	
-60	484 691		RIVET - Plastic (201-120751-00-0103)	2	
-61	419 594		SCREW - (AN530-10R36)	2	

When ordering, always specify Part Number, Description, and Serial Number of Aircraft

PIPER AIRCRAFT
PA-28-151/161 WARRIOR
AIRPLANE PARTS CATALOG

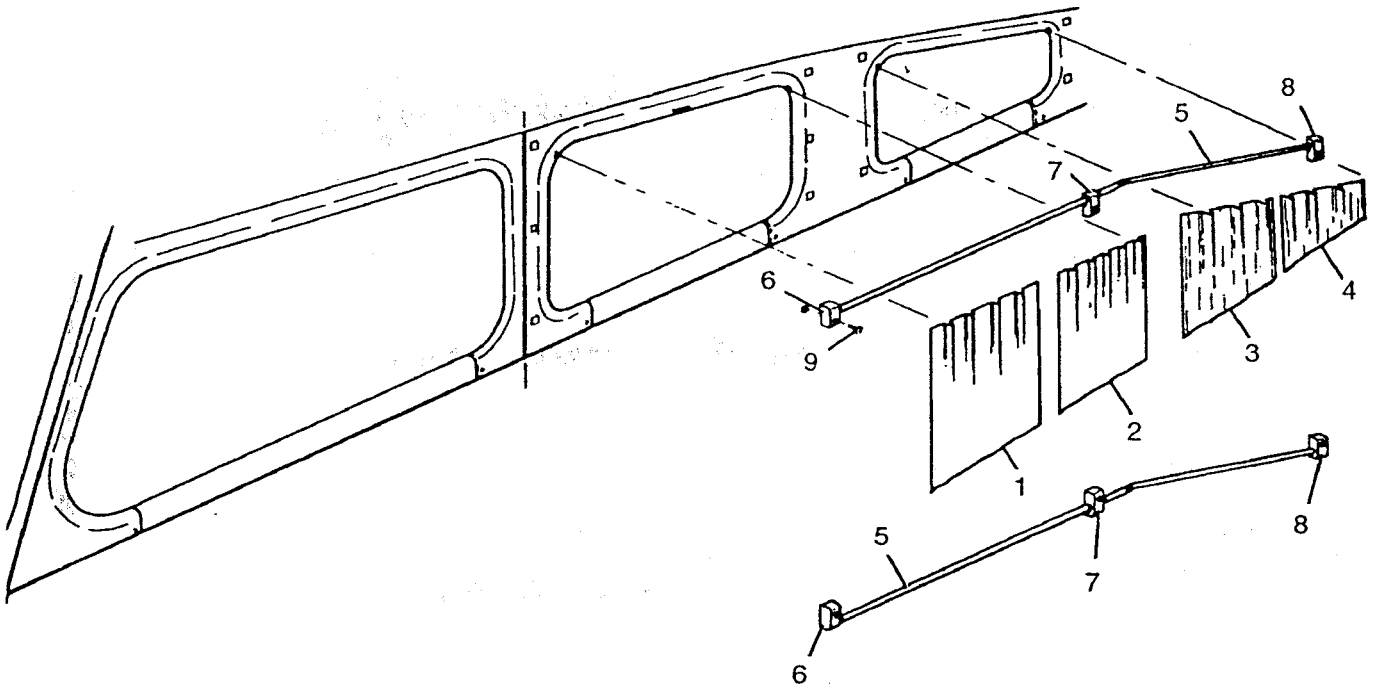


Figure 36. Window Curtains Installation
(28-8016001 and up)

Reissued: December 1, 1989

**PIPER AIRCRAFT
PA-28-151/161 WARRIOR
AIRPLANE PARTS CATALOG**

CODE EXPLANATIONS FOR FIGURE 36

**PIPER AIRCRAFT
PA-28-151/161 WARRIOR
AIRPLANE PARTS CATALOG**

Figure and Index Number	Part Number	Code	Nomenclature	No. Req.	Serial Numbers Affected
36-	67955		DRAWING - Curtain and Rod Installation		
-1	67968-12		CURTAIN ASSEMBLY - Window, center front, left	1	
	67968-13		CURTAIN ASSEMBLY - Window, center front, right	1	
-2	67968-14		CURTAIN ASSEMBLY - Window, center rear, left	1	
	67968-15		CURTAIN ASSEMBLY - Window, center rear, right	1	
-3	67968-16		CURTAIN ASSEMBLY - Window, rear, left	1	
	67968-17		CURTAIN ASSEMBLY - Window, rear, right	1	
-4	67968-18		CURTAIN ASSEMBLY - Window, rear, left	1	
	67968-19		CURTAIN ASSEMBLY - Window, rear, right	1	
-5	67969-15		ROD - Window curtain	4	
-6	67969-02		BRACKET - Curtain rod attachment, front	4	
-7	67969-04		BRACKET - Curtain rod attachment, center	4	
-8	67969-03		BRACKET - Curtain rod attachment, rear	4	
-9	415 539		SCREW - (M535206-249)	12	
	477 778		NUT - (P510062-6-2)	12	

When ordering, always specify Part Number, Description, and Serial Number of Aircraft

Reissued: December 1, 1989

PIPER AIRCRAFT
PA-28-151/161 WARRIOR
AIRPLANE PARTS CATALOG

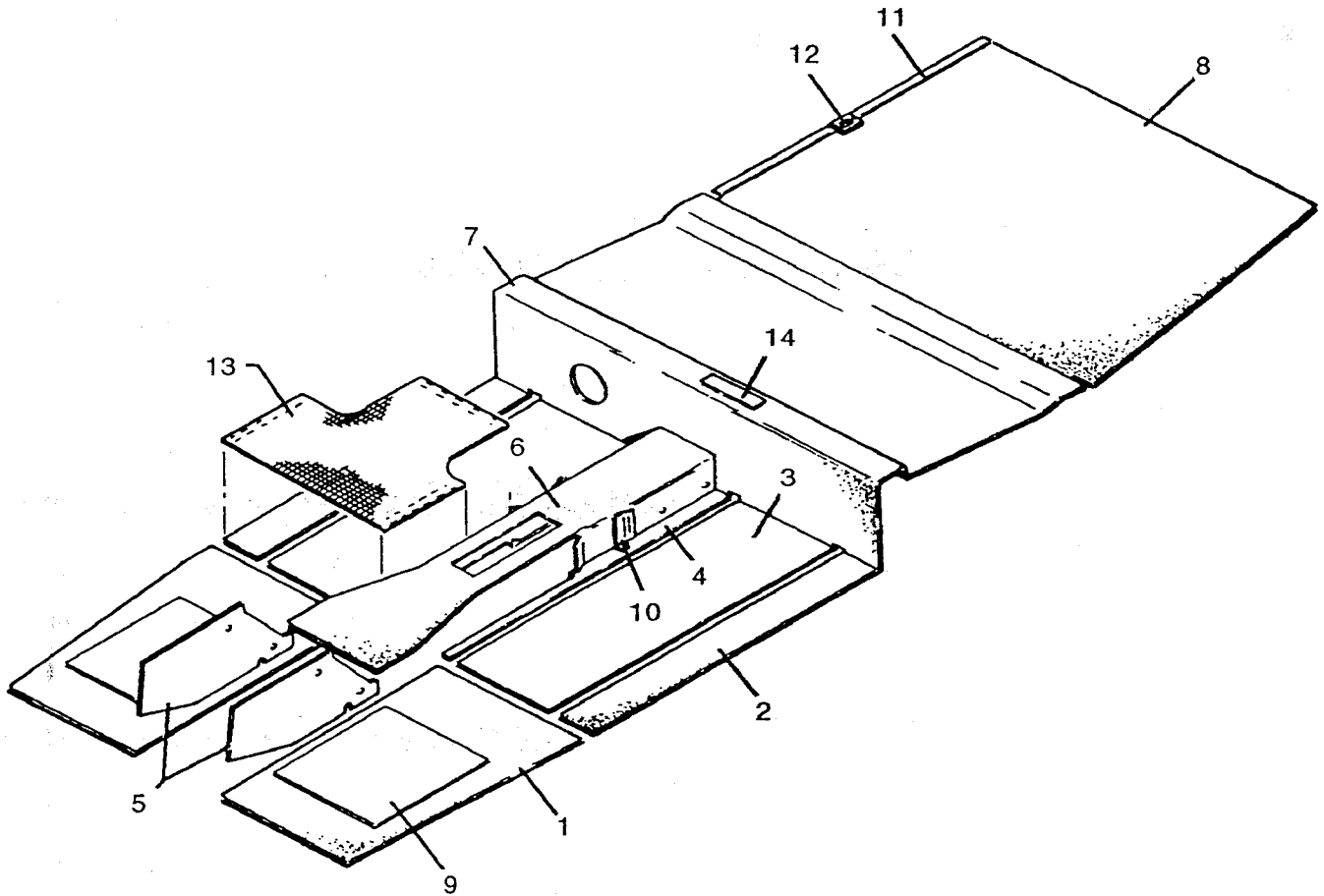


Figure 37. Carpet Installation

**PIPER AIRCRAFT
PA-28-151/161 WARRIOR
AIRPLANE PARTS CATALOG**

CODE EXPLANATIONS FOR FIGURE 37

- A - When ordering, specify color. For PA-28-151 with serial numbers 28-7415001 thru 28-7415713, specify color red, black, blue, fawn or green. For PA-28-151 with serial numbers 28-7715001 and up, and PA-28-161 with serial numbers 28-7716001 and up, specify color heather, black, palm, raspberry, brown, dark blue, light blue, firethorn red, medium saddle, dark cedar, dark carmine, or dark saddle.
- B - Used if sound reduction carpeting is installed.
- C -
- D - Used on PA-28-151 with serial numbers 28-7515001 and up, and PA-28-161 with serial numbers 28-7716001 thru 28-8016382.
- E - Used on PA-28-151 with serial numbers 28-7715001 and up, and PA-28-161 with serial numbers 28-7716001 thru 28-8216236.
- F -
- G - Used on PA-28-151 with serial numbers 28-7515001 thru 28-7715314, and PA-28-161 with serial numbers 28-7716001 thru 28-7816072.
- H - Used on PA-28-151 with serial numbers 28-7715001 thru 28-7715314, and PA-28-161 with serial numbers 28-7716001 thru 28-7816072.

PIPER AIRCRAFT

PA-28-151/161 WARRIOR

AIRPLANE PARTS CATALOG

Figure and Index Number	Part Number	Code	Nomenclature	No. Req.	Serial Numbers Affected	
37-2	67905-06		CARPET - Floor, Sta. 74.00 to Sta. 105.00, outboard, green	2	28-7415001 thru 28-7415713	
	591 026		CARPET - Floor, Sta. 74.00 to Sta. 105.00, outboard, red	2	28-7515001 thru 28-7615445	
	591 027	D	CARPET - Floor, Sta. 74.00 to Sta. 105.00, outboard, black	2		
	591 028		CARPET - Floor, Sta. 74.00 to Sta. 105.00, outboard, blue	2	28-7515001 thru 28-7615445	
	591 030		CARPET - Floor, Sta. 74.00 to Sta. 105.00, outboard, green	2	28-7515001 thru 28-7615445	
	591 501	E	CARPET - Floor, Sta. 74.00 to Sta. 105.00, outboard, heather	2		
	79236-16	AB	CARPET - Floor, Sta. 74.00 to Sta. 105.00, outboard	2		
	591 275	B	CARPET - Floor, Sta. 74.00 to Sta. 105.00, outboard, red	2	28-7515001 thru 28-7615445	
	591 276	B,D	CARPET - Floor, Sta. 74.00 to Sta. 105.00, outboard, black	2		
	591 277	B	CARPET - Floor, Sta. 74.00 to Sta. 105.00, outboard, blue	2	28-7515001 thru 28-7615445	
	591 279	B	CARPET - Floor, Sta. 74.00 to Sta. 105.00, outboard, green	2	28-7515001 thru 28-7615445	
	591 620		CARPET - Floor, Sta. 74.00 to Sta. 105.00, outboard, palm	2	28-8016001 thru 28-8016382	
	591 622		CARPET - Floor, Sta. 74.00 to Sta. 105.00, outboard, raspberry	2	28-8016001 thru 28-8016382	
	591 623		CARPET - Floor, Sta. 74.00 to Sta. 105.00, outboard, brown	2	28-8016001 thru 28-8016382	
	591 806		CARPET - Floor, Sta. 74.00 to Sta. 105.00, outboard, dark blue	2	28-8016001 and up	
	592 078		CARPET - Floor, Sta. 74.00 to Sta. 105.00, outboard, light blue	2	28-8316001 and up	
	591 859		CARPET - Floor, Sta. 74.00 to Sta. 105.00, outboard, firethorn red	2	28-8016001 and up	
	591 860		CARPET - Floor, Sta. 74.00 to Sta. 105.00, outboard, medium saddle	2	28-8016001 thru 28-8216236	
	591 943		CARPET - Floor, Sta. 74.00 to Sta. 105.00, outboard, dark cedar	2	28-8116001 and up	
	591 996		CARPET - Floor, Sta. 74.00 to Sta. 105.00, outboard, dark carmine	2	28-8216001 and up	
	591 997		CARPET - Floor, Sta. 74.00 to Sta. 105.00, outboard, dark saddle	2	28-8216001 and up	
	-3	67906-02		CARPET - Floor, Sta. 74.00 to Sta. 105.00, center, red	2	28-7415001 thru 28-7415713
		67906-03		CARPET - Floor, Sta. 74.00 to Sta. 105.00, center, black	2	28-7415001 thru 28-7415713
		67906-04		CARPET - Floor, Sta. 74.00 to Sta. 105.00, center, blue	2	28-7415001 thru 28-7415713
		57906-05		CARPET - Floor, Sta. 74.00 to Sta. 105.00, center, fawn	2	28-7415001 thru 28-7415713
		67906-06		CARPET - Floor, Sta. 74.00 to Sta. 105.00, center, green	2	28-7415001 thru 28-7415713
		591 031		CARPET - Floor, Sta. 74.00 to Sta. 105.00, center, red	2	28-7515001 thru 28-7615445
		591 032	D	CARPET - Floor, Sta. 74.00 to Sta. 105.00, center, black	2	
		591 033		CARPET - Floor, Sta. 74.00 to Sta. 105.00, center, blue	2	28-7515001 thru 28-7615445
		591 035		CARPET - Floor, Sta. 74.00 to Sta. 105.00, center, green	2	28-7515001 thru 28-7615445
		591 503	E	CARPET - Floor, Sta. 74.00 to Sta. 105.00, center, heather	2	
		79236-05	AB	CARPET - Floor, Sta. 74.00 to Sta. 105.00, center	2	
		591 182	B	CARPET - Floor, Sta. 74.00 to Sta. 105.00, center, red	2	28-7515001 thru 28-7615445
		591 183	B,D	CARPET - Floor, Sta. 74.00 to Sta. 105.00, center, black	2	
		591 184	B	CARPET - Floor, Sta. 74.00 to Sta. 105.00, center, blue	2	28-7515001 thru 28-7615445
		591 186	B	CARPET - Floor, Sta. 74.00 to Sta. 105.00, center, green	2	28-7515001 thru 28-7615445
		591 624		CARPET - Floor, Sta. 74.00 to Sta. 105.00, center, palm	2	28-8016001 thru 28-8016382
591 626			CARPET - Floor, Sta. 74.00 to Sta. 105.00, center, raspberry	2	28-8016001 thru 28-8016382	
591 627			CARPET - Floor, Sta. 74.00 to Sta. 105.00, center, brown	2	28-8016001 thru 28-8016382	
591 807			CARPET - Floor, Sta. 74.00 to Sta. 105.00, center, dark blue	2	28-8016001 and up	
592 079			CARPET - Floor, Sta. 74.00 to Sta. 105.00, center, light blue	2	28-8316001 and up	
591 861			CARPET - Floor, Sta. 74.00 to Sta. 105.00, center, firethorn red	2	28-8016001 and up	
591 862			CARPET - Floor, Sta. 74.00 to Sta. 105.00, center, medium saddle	2	28-8016001 thru 28-8216236	
591 944			CARPET - Floor, Sta. 74.00 to Sta. 105.00, center, dark cedar	2	28-8116001 and up	
591 998			CARPET - Floor, Sta. 74.00 to Sta. 105.00, center, dark carmine	2	28-8216001 and up	
591 999			CARPET - Floor, Sta. 74.00 to Sta. 105.00, center, dark saddle	2	28-8216001 and up	
-4		76199-02		CARPET - Floor, Sta. 74.00 to Sta. 105.00, inboard, left, red	1	28-7415001 thru 28-7415713
		76199-04		CARPET - Floor, Sta. 74.00 to Sta. 105.00, inboard, left, black	1	28-7415001 thru 28-7415713
		76199-06		CARPET - Floor, Sta. 74.00 to Sta. 105.00, inboard, left, blue	1	28-7415001 thru 28-7415713
		76199-08		CARPET - Floor, Sta. 74.00 to Sta. 105.00, inboard, left, fawn	1	28-7415001 thru 28-7415713
		76199-10		CARPET - Floor, Sta. 74.00 to Sta. 105.00, inboard, left, green	1	28-7415001 thru 28-7415713
	591 157		CARPET - Floor, Sta. 74.00 to Sta. 105.00, inboard, left, red	1	28-7515001 thru 28-7615445	
	591 158	D	CARPET - Floor, Sta. 74.00 to Sta. 105.00, inboard, left, black	1		
	591 159		CARPET - Floor, Sta. 74.00 to Sta. 105.00, inboard, left, blue	1	28-7515001 thru 28-7615445	
	591 161		CARPET - Floor, Sta. 74.00 to Sta. 105.00, inboard, left, green	1	28-7515001 thru 28-7615445	

When ordering, always specify Part Number, Description, and Serial Number of Aircraft

Reissued: December 1, 1989

**PIPER AIRCRAFT
PA-28-151/161 WARRIOR
AIRPLANE PARTS CATALOG**

Figure and Index Number	Part Number	Code	Nomenclature	No. Req.	Serial Numbers Affected
37-4	591 549	E	CARPET - Floor, Sta. 74.00 to Sta. 105.00, inboard, left, heather	1	
	591 708		CARPET - Floor, Sta. 74.00 to Sta. 105.00, inboard, left, palm	1	28-8016001 thru 28-8016382
	591 710		CARPET - Floor, Sta. 74.00 to Sta. 105.00, inboard, left, raspberry	1	28-8016001 thru 28-8016382
	591 711		CARPET - Floor, Sta. 74.00 to Sta. 105.00, inboard, left, brown	1	28-8016001 thru 28-8016382
	591 829		CARPET - Floor, Sta. 74.00 to Sta. 105.00, inboard, left, dark blue	1	28-8016001 and up
	592 100		CARPET - Floor, Sta. 74.00 to Sta. 105.00, inboard, left, light blue	1	28-8316001 and up
	591 907		CARPET - Floor, Sta. 74.00 to Sta. 105.00, inboard, left, firethorn red	1	28-8016001 and up
	591 908		CARPET - Floor, Sta. 74.00 to Sta. 105.00, inboard, left, medium saddle	1	28-8016001 thru 28-8216236
	591 166		CARPET - Floor, Sta. 74.00 to Sta. 105.00, inboard, left, dark cedar	1	28-8116001 and up
	592 042		CARPET - Floor, Sta. 74.00 to Sta. 105.00, inboard, left, dark carmine	1	28-8216001 and up
	592 043		CARPET - Floor, Sta. 74.00 to Sta. 105.00, inboard, left, dark saddle	1	28-8216001 and up
	76199-03		CARPET - Floor, Sta. 74.00 to Sta. 105.00, inboard, right, red	1	28-7415001 thru 28-7415713
	76199-05		CARPET - Floor, Sta. 74.00 to Sta. 105.00, inboard, right, black	1	28-7415001 thru 28-7415713
	76199-07		CARPET - Floor, Sta. 74.00 to Sta. 105.00, inboard, right, blue	1	28-7415001 thru 28-7415713
	76199-09		CARPET - Floor, Sta. 74.00 to Sta. 105.00, inboard, right, fawn	1	28-7415001 thru 28-7415713
	76199-11		CARPET - Floor, Sta. 74.00 to Sta. 105.00, inboard, right, green	1	28-7415001 thru 28-7415713
	591 162		CARPET - Floor, Sta. 74.00 to Sta. 105.00, inboard, right, red	1	28-7515001 thru 28-7615445
	591 163	D	CARPET - Floor, Sta. 74.00 to Sta. 105.00, inboard, right, black	1	
	591 164		CARPET - Floor, Sta. 74.00 to Sta. 105.00, inboard, right, blue	1	28-7515001 thru 28-7615445
	591 166		CARPET - Floor, Sta. 74.00 to Sta. 105.00, inboard, right, green	1	28-7515001 thru 28-7615445
	591 551	E	CARPET - Floor, Sta. 74.00 to Sta. 105.00, inboard, right, heather	1	
	591 712		CARPET - Floor, Sta. 74.00 to Sta. 105.00, inboard, right, palm	1	28-8016001 thru 28-8016382
	591 714		CARPET - Floor, Sta. 74.00 to Sta. 105.00, inboard, right, raspberry	1	28-8016001 thru 28-8016382
	591 715		CARPET - Floor, Sta. 74.00 to Sta. 105.00, inboard, right, brown	1	28-8016001 thru 28-8016382
	591 830		CARPET - Floor, Sta. 74.00 to Sta. 105.00, inboard, right, dark blue	1	28-8016001 and up
	592 101		CARPET - Floor, Sta. 74.00 to Sta. 105.00, inboard, right, light blue	1	28-8316001 and up
	591 909		CARPET - Floor, Sta. 74.00 to Sta. 105.00, inboard, right, firethorn red	1	28-8016001 and up
	591 910		CARPET - Floor, Sta. 74.00 to Sta. 105.00, inboard, right, medium saddle	1	28-8016001 thru 28-8216236
	591 967		CARPET - Floor, Sta. 74.00 to Sta. 105.00, inboard, right, dark cedar	1	28-8116001 and up
	592 044		CARPET - Floor, Sta. 74.00 to Sta. 105.00, inboard, right, dark carmine	1	28-8216001 and up
	592 045		CARPET - Floor, Sta. 74.00 to Sta. 105.00, inboard, right, dark saddle	1	28-8216001 and up
	67904-02		CARPET - Tunnel, side, left, red	1	28-7415001 thru 28-7415713
	67904-04		CARPET - Tunnel, side, left, black	1	28-7415001 thru 28-7415713
	67904-06		CARPET - Tunnel, side, left, blue	1	28-7415001 thru 28-7415713
	67904-08		CARPET - Tunnel, side, left, fawn	1	28-7415001 thru 28-7415713
	67904-10		CARPET - Tunnel, side, left, green	1	28-7415001 thru 28-7415713
	591 016		CARPET - Tunnel, side, left, red	1	28-7515001 thru 28-7615445
	591 017	D	CARPET - Tunnel, side, left, black	1	
	591 018		CARPET - Tunnel, side, left, blue	1	28-7515001 thru 28-7615445
	591 020		CARPET - Tunnel, side, left, green	1	28-7515001 thru 28-7615445
	591 497	E	CARPET - Tunnel, side, left, heather	1	
	591 612		CARPET - Tunnel, side, left, palm	1	28-8016001 thru 28-8016382

When ordering, always specify Part Number, Description, and Serial Number of Aircraft

PIPER AIRCRAFT PA-28-151/161 WARRIOR AIRPLANE PARTS CATALOG

Figure and Index Number	Part Number	Code	Nomenclature	No. Req.	Serial Numbers Affected	
37-5	591 614		CARPET - Tunnel, side, left, raspberry	1	28-8016001 thru 28-8016382	
	591 615		CARPET - Tunnel, side, left, brown	1	28-8016001 thru 28-8016382	
	591 804		CARPET - Tunnel, side, left, dark blue	1	28-8016001 and up	
	592 076		CARPET - Tunnel, side, left, light blue	1	28-8316001 and up	
	591 855		CARPET - Tunnel, side, left, firethorn red	1	28-8016001 and up	
	591 856		CARPET - Tunnel, side, left, medium saddle	1	28-8016001 thru 28-8216236	
	591 941		CARPET - Tunnel, side, left, dark cedar	1	28-8116001 and up	
	591 992		CARPET - Tunnel, side, left, dark carmine	1	28-8216001 and up	
	591 993		CARPET - Tunnel, side, left, dark saddle	1	28-8216001 and up	
	67904-03		CARPET - Tunnel, side, right, red	1	28-7415001 thru 28-7415713	
	67904-05		CARPET - Tunnel, side, right, black	1	28-7415001 thru 28-7415713	
	67904-07		CARPET - Tunnel, side, right, blue	1	28-7415001 thru 28-7415713	
	67904-09		CARPET - Tunnel, side, right, fawn	1	28-7415001 thru 28-7415713	
	67904-11		CARPET - Tunnel, side, right, green	1	28-7415001 thru 28-7415713	
	591 021		CARPET - Tunnel, side, right, red	1	28-7515001 thru 28-7615445	
	591 022	D	CARPET - Tunnel, side, right, black	1		
	591 023		CARPET - Tunnel, side, right, blue	1	28-7515001 thru 28-7615445	
	591 025		CARPET - Tunnel, side, right, green	1	28-7515001 thru 28-7615445	
	591 499	E	CARPET - Tunnel, side, right, heather	1		
	591 616		CARPET - Tunnel, side, right, palm	1	28-8016001 thru 28-8016382	
	591 618		CARPET - Tunnel, side, right, raspberry	1	28-8016001 thru 28-8016382	
	591 619		CARPET - Tunnel, side, right, brown	1	28-8016001 thru 28-8016382	
	591 805		CARPET - Tunnel, side, right, dark blue	1	28-8016001 and up	
	592 077		CARPET - Tunnel, side, right, light blue	1	28-8316001 and up	
	591 857		CARPET - Tunnel, side, right, firethorn red	1	28-8016001 and up	
	591 858		CARPET - Tunnel, side, right, medium saddle	1	28-8016001 thru 28-8216236	
	591 942		CARPET - Tunnel, side, right, dark cedar	1	28-8116001 and up	
	591 994		CARPET - Tunnel, side, right, dark carmine	1	28-8216001 and up	
	591 995		CARPET - Tunnel, side, right, dark saddle	1	28-8216001 and up	
	-6	76160-02		CARPET - Tunnel, top, red	1	28-7415001 thru 28-7415713
		76160-03		CARPET - Tunnel, top, black	1	28-7415001 thru 28-7415713
		76160-04		CARPET - Tunnel, top, blue	1	28-7415001 thru 28-7415713
		76160-05		CARPET - Tunnel, top, fawn	1	28-7415001 thru 28-7415713
		76160-06		CARPET - Tunnel, top, green	1	28-7415001 thru 28-7415713
		591 142		CARPET - Tunnel, top, red	1	28-7515001 thru 28-7615445
		591 143	D	CARPET - Tunnel, top, black	1	
		591 144		CARPET - Tunnel, top, blue	1	28-7515001 thru 28-7615445
		591 146		CARPET - Tunnel, top, green	1	28-7515001 thru 28-7615445
		591 543	E	CARPET - Tunnel, top, heather	1	
		591 696		CARPET - Tunnel, top, palm	1	28-8016001 thru 28-8016382
		591 698		CARPET - Tunnel, top, raspberry	1	28-8016001 thru 28-8016382
		591 699		CARPET - Tunnel, top, brown	1	28-8016001 thru 28-8016382
591 825			CARPET - Tunnel, top, dark blue	1	28-8016001 and up	
592 096			CARPET - Tunnel, top, light blue	1	28-8316001 and up	
591 899			CARPET - Tunnel, top, firethorn red	1	28-8016001 and up	
591 900			CARPET - Tunnel, top, medium saddle	1	28-8016001 thru 28-8216236	
591 962			CARPET - Tunnel, top, dark cedar	1	28-8116001 and up	
592 034			CARPET - Tunnel, top, dark carmine	1	28-8216001 and up	
592 035			CARPET - Tunnel, top, dark saddle	1	28-8216001 and up	
67903-02			CARPET - Spar box complete, red	1	28-7415001 thru 28-7415713	
67903-04			CARPET - Spar box complete, black	1	28-7415001 thru 28-7415713	
67903-06			CARPET - Spar box complete, blue	1	28-7415001 thru 28-7415713	
67903-08			CARPET - Spar box complete, fawn	1	28-7415001 thru 28-7415713	
67903-10			CARPET - Spar box complete, green	1	28-7415001 thru 28-7415713	
591 006			CARPET - Spar box complete, red	1	28-7515001 thru 28-7615445	
591 007		G	CARPET - Spar box complete, black	1		
591 008			CARPET - Spar box complete, blue	1	28-7515001 thru 28-7615445	
591 010			CARPET - Spar box complete, green	1	28-7515001 thru 28-7615445	
591 493		H	CARPET - Spar box complete, heather	1		

When ordering, always specify Part Number, Description, and Serial Number of Aircraft

Reissued: December 1, 1989

PIPER AIRCRAFT PA-28-151/161 WARRIOR AIRPLANE PARTS CATALOG

Figure and Index Number	Part Number	Code	Nomenclature	No. Req.	Serial Numbers Affected
37-8	66802-06		CARPET - Baggage compartment, red	1	28-7415001 thru 28-7415713
	66802-07		CARPET - Baggage compartment, black	1	28-7415001 thru 28-7415713
	66802-08		CARPET - Baggage compartment, blue	1	28-7415001 thru 28-7415713
	66802-09		CARPET - Baggage compartment, fawn	1	28-7415001 thru 28-7415713
	66802-10		CARPET - Baggage compartment, green	1	28-7415001 thru 28-7415713
	591 471		CARPET - Baggage compartment, red	1	28-7515001 thru 28-7615445
	591 472	D	CARPET - Baggage compartment, black	1	
	591 473		CARPET - Baggage compartment, blue	1	28-7515001 thru 28-7615445
	591 474		CARPET - Baggage compartment, green	1	28-7515001 thru 28-7615445
	591 491	E	CARPET - Baggage compartment, heather	1	
	591 608		CARPET - Baggage compartment, palm	1	28-8016001 thru 28-8016382
	591 610		CARPET - Baggage compartment, raspberry	1	28-8016001 thru 28-8016382
	591 611		CARPET - Baggage compartment, brown	1	28-8016001 thru 28-8016382
	591 803		CARPET - Baggage compartment, dark blue	1	28-8016001 and up
	592 075		CARPET - Baggage compartment, light blue	1	28-8316001 and up
	591 853		CARPET - Baggage compartment, firethorn red	1	28-8016001 and up
	591 854		CARPET - Baggage compartment, medium saddle	1	28-8016001 thru 28-8216236
	591 940		CARPET - Baggage compartment, dark cedar	1	28-8116001 and up
	591 990		CARPET - Baggage compartment, dark carmine	1	28-8216001 and up
	591 991		CARPET - Baggage compartment, dark saddle	1	28-8216001 and up
-9	63130-02		PLATE - Heel	2	
-10	99433-00		CLIP - Carpet, heat duct, left	1	
	99433-01		CLIP - Carpet, heat duct, right	1	
-11	63185-06		TRIM STRIP - Baggage compartment	1	
-12	63293-02		PLATE - Striker, baggage door	1	
-13	37870-03		COVER ASSEMBLY - Floor, left	1	
	37870-02		COVER ASSEMBLY - Floor, right	1	
-14	35669-194		PLACARD - Seat reinstallation instructions	1	

When ordering, always specify Part Number, Description, and Serial Number of Aircraft

PIPER AIRCRAFT
PA-28-151/161 WARRIOR
AIRPLANE PARTS CATALOG

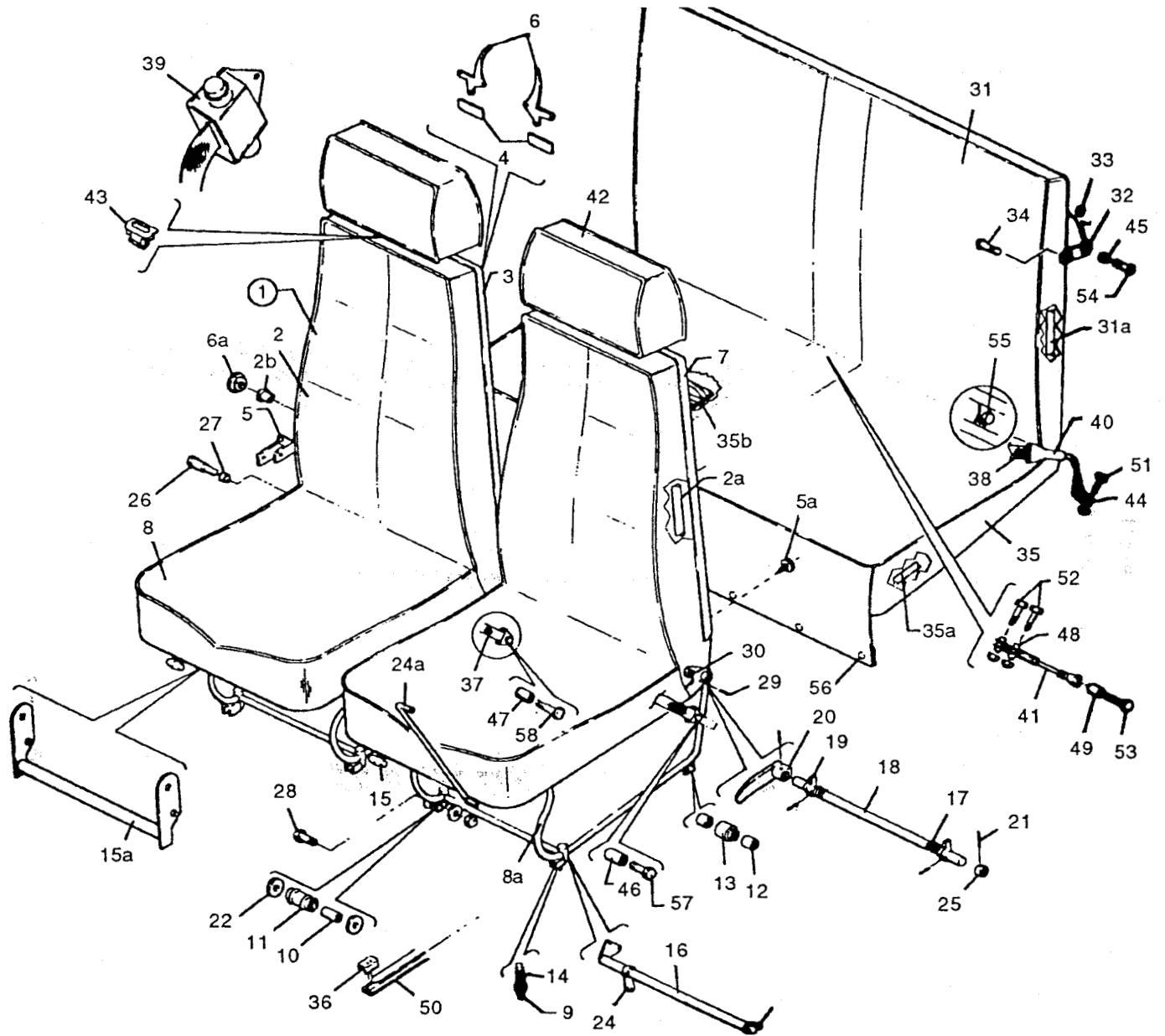


Figure 38. Seats Installation

Reissued: December 1, 1989

**PIPER AIRCRAFT
PA-28-151/161 WARRIOR
AIRPLANE PARTS CATALOG**

CODE EXPLANATIONS FOR FIGURE 38

- A - See Figure 38 for vertically adjustable front seat components.
- B - When ordering this part, serial number of aircraft must be supplied. When ordering for PA-28-151 with serial numbers 28-7415001 thru 28-7615445, specify color red, blue/green, gold, black, white or green. When ordering for PA-28-151 with serial numbers 28-7715001 and up, and PA-28-161 with serial numbers 28-7716001 thru 28-7916113, specify color red (color code 7326), blue (color code 7327), gold (color code 7328), black, green, navajo sepia, navajo cactus, yellow/dark red or blue/green. When ordering for PA-28-161 with serial numbers 28-7916114 thru 28-8216236, specify color red (color code 792), blue (color code 793), gold (color code 794), navajo sepia, or navajo cactus. Also specify trim color black or camel, if applicable, for 1977 and up model aircraft.
- C - Used on PA-28-151 with serial numbers 28-7415001 thru 28-7515413. If Seat Assembly incorporates a "U" shaped handle for seat track releasing mechanism, order part for PA-28-151 with serial numbers 28-7515414 and up, and PA-28-161.
- D - Used on PA-28-151 with serial numbers 28-7415001 thru 28-7515413. Headrest Assembly incorporates a flat steel plate (8 inches long) in center of headrest for attachment to seat back.
- E - Used on PA-28-151 with serial numbers 28-7515414 and up, and PA-28-161 with serial numbers 28-7716001 thru 28-8216236. Headrest assembly incorporates two round tubes (7 inches long) for attachment to seat back.
- F - When ordering, specify color red, blue/green, gold, black, white, green or bark. Specify color "bark I" when ordering for PA-28-151 with serial numbers 28-7715001 and up, and PA-28-161 with serial numbers 28-7716001 thru 28-7716075. Specify color "bark II" for PA-28-161 with serial numbers 28-7716076 thru 28-8016382.
- G - Used on PA-28-151 with serial numbers 28-7515414 and up, and PA-28-161.
- H -
- J - Used on PA-28-151, and PA-28-161 with serial numbers 28-7716001 thru 28-7816072.
- K -
- L - When ordering, specify color firethorn red, buckskin, dark blue, dark cedar, dark camine, or sandalwood. Also specify material velour, knit or cloth.
- M - Before ordering, ascertain O. D. at center of seat roller. If O. D. of roller measures .42, (2) rollers P/N 18968-00 must be ordered. If O. D. of roller measures .62, order (2) roller(s) P/N 87332-02 must be ordered.
- N - Used on PA-28-151 with serial numbers 28-7415001 and up, and PA-28-161 with serial numbers 28-7716001 thru 28-8216236.
- P - Used on PA-28-151 with serial numbers 28-7515414 and up, and PA-28-161 with serial numbers 28-7716001 thru 28-8216236.
- Q - When ordering, specify color madrid red, bahama blue, or buckskin.
- R - When ordering, specify color firethorn red, dark blue, dark cedar, dark saddle, sandalwood, or patrician sandalwood.
- S - When ordering, specify color madrid red, bahama blue, dark blue, buckskin, light buckskin, firethorn red, dark firethorn, dark cedar, dark saddle, sandalwood, or patrician sandalwood. Also specify material cloth, velour, knit, or leather.

**PIPER AIRCRAFT
PA-28-151/161 WARRIOR
AIRPLANE PARTS CATALOG**

Figure and Index Number	Part Number	Code	Nomenclature	No. Req.	Serial Numbers Affected
38-	35131		DRAWING - Seat and Belts Installation		
-1	79337-21	B,N	SEAT ASSEMBLY - Front, left		
	79337-58	S	SEAT ASSEMBLY - Front, left	1	28-8316001 and up
	79337-50	L	SEAT ASSEMBLY - Front, left (luxurious)	1	28-8016001 thru 28-8216236
	79337-64	S	SEAT ASSEMBLY - Front, left (luxurious)	1	28-8316001 and up
	79337-22	B,N	SEAT ASSEMBLY - Front, right	1	
	79337-61	S	SEAT ASSEMBLY - Front, right	1	28-8316001 and up
	79337-51	L	SEAT ASSEMBLY - Front, right (luxurious)	1	28-8016001 thru 28-8216236
	79337-67	S	SEAT ASSEMBLY - Front, right (luxurious)	1	28-8316001 and up
-2	96806-12	B,C	* CUSHION AND FRAME ASSEMBLY - Seat back, left	1	
	96806-23	B,C	* CUSHION AND FRAME ASSEMBLY - Seat back, right	1	
	79337-16	B,P	* CUSHION AND FRAME ASSEMBLY - Seat back, left	1	
	79337-17	B,P	* CUSHION AND FRAME ASSEMBLY - Seat back, right	1	
	79337-59	S	* CUSHION AND FRAME ASSEMBLY - Seat back, left	1	28-8316001 and up
	79337-62	S	* CUSHION AND FRAME ASSEMBLY - Seat back, right	1	28-8316001 and up
	79337-54	L	* CUSHION AND FRAME ASSEMBLY - Seat back, left (luxurious)	1	28-8016001 thru 28 8216236
	79337-55	L	* CUSHION AND FRAME ASSEMBLY - Seat back, right (luxurious)	1	28-8016001 thru 28 8216236
	79337-66		* CUSHION AND FRAME ASSEMBLY - Seat back, left (luxurious)	1	28-8316001 and up
	79337-69	S	* CUSHION AND FRAME ASSEMBLY - Seat back, right (luxurious)	1	28-8316001 and up
-2a	96810-02	C	** FRAME ASSEMBLY - Seat back, left	1	
	96810-03	C	** FRAME ASSEMBLY - Seat back, right	1	
	79555-00	G	** FRAME ASSEMBLY - Seat back, left	1	
	79555-01	G	** FRAME ASSEMBLY - Seat back, right	1	
-2b	453 732	G	*** BUSHING - Seat back, right (PS10064-375-4)	1	
-3	78041-08	C,F	** COVER ASSEMBLY - Seat back, right	1	
	78041-00	F,P	** COVER ASSEMBLY - Seat back, right	1	
	78041-09	L	** COVER ASSEMBLY - Seat back, right (luxurious)	1	28-8016001 thru 28-8216236
-4	69669-13		*** PLACARD - Seat back release, left	1	
	69669-14		*** PLACARD - Seat track release, right	1	
-5	99718-01	C	** STOP ASSEMBLY - Seat latch, right	1	
	99718-05	G	** STOP ASSEMBLY - Seat latch, right	1	
-5a	67958-03	L	** BUTTON ASSEMBLY - Seat back	5	28-8016001 thru 28-8216236
	67958-05	S	** BUTTON ASSEMBLY - Seat back	5	28-8316001 and up
-6	79228-00		** HANDLE - Seat release	2	
-6a	79554-02	G	** KNOB - Seat back release	1	
-7	78041-00	F,N	* COVER ASSEMBLY - Seat back, left	1	
	78041-09	L	* COVER ASSEMBLY - Seat back, left (luxurious)	1	28-8016001 thru 28-8216236
-8	96806-08	B,C	* CUSHION AND FRAME ASSEMBLY - Seat bottom, left	1	
	96806-09	B,C	* CUSHION AND FRAME ASSEMBLY - Seat bottom, right	1	
	79337-23	B,P	* CUSHION AND FRAME ASSEMBLY - Seat bottom, left	1	
	79337-24	B,P	* CUSHION AND FRAME ASSEMBLY - Seat bottom, right	1	
	79337-60	S	* CUSHION AND FRAME ASSEMBLY - Seat bottom, left	1	28-8316001 and up
	79337-63	S	* CUSHION AND FRAME ASSEMBLY - Seat bottom, right	1	28-8316001 and up
	79337-52	L	* CUSHION AND FRAME ASSEMBLY - Seat bottom, left (luxurious)	1	28-8016001 thru 28-8216236
	79337-53	L	* CUSHION AND FRAME ASSEMBLY - Seat bottom, right (luxurious)	1	28-8016001 thru 28-8216236
	79337-65	S	* CUSHION AND FRAME ASSEMBLY - Seat bottom, left (luxurious)	1	28-8316001 and up
	79337-68	S	* CUSHION AND FRAME ASSEMBLY - Seat bottom, right (luxurious)	1	28-8316001 and up

When ordering, always specify Part Number, Description, and Serial Number of Aircraft

Reissued: December 1, 1989

PIPER AIRCRAFT

PA-28-151/161 WARRIOR

AIRPLANE PARTS CATALOG

Figure and Index Number	Part Number	Code	Nomenclature	No. Req.	Serial Numbers Affected
38-8a	76173-00	C	** FRAME ASSEMBLY - Seat bottom, left	1	
	76173-01	C	** FRAME ASSEMBLY - Seat bottom, right	1	
	79819-02	G	** FRAME ASSEMBLY - Seat bottom, left	1	
	79819-03	G	** FRAME ASSEMBLY - Seat bottom, right	1	
-9	76175-00	C	*** PLUNGER	2	
	76175-03	G	*** PLUNGER	2	
-10	95061-106		*** BUSHING - Seat roller	2	
-11	87332-02	M	*** ROLLER - Seat legs (.62 O.D.)	2	
	18968-00	M	*** ROLLER - Seat legs (.42 O.D.)	2	
-12	79252-00	C	*** BUSHING - Seat roller, aft legs	4	
	95061-161	G	*** BUSHING - Seat roller, aft legs	4	
	452 386		*** ROLLER - (NAS506-4)	2	
-14	587 299		*** SPRING - Seat plunger (LC-038F-6SS)	2	
-15	571 149		*** KNOB - (PS10067-1-1)	1	
-15a	79207-00		*** HANDLE ASSEMBLY - Front seat adjustment	1	
-16	76172-00		*** BELLCRANK ASSEMBLY - Seat latch	1	
-17	19336-00		*** SPRING - Seat back adjustment, inboard	1	
	19336-01		*** SPRING - Seat back adjustment, outboard	1	
-18	19392-15	C	*** TUBE - Reclining mechanism, left	1	
	79230-00	G	*** TUBE - Reclining mechanism, left	1	
	79230-00		*** TUBE - Reclining mechanism, right	1	
-19	19365-02		*** CAM - Reclining seat	2	
-20	32380-00		*** HANDLE - Seat back adjustment, cadmium plated	1	
	79442-00		*** HANDLE - Seat back adjustment, black	1	
-21	480 701		*** PIN - Roll (59-028-125-0625)	4	
-22	79251-00		*** WASHER	8	
-23	76178-00		*** ARM ASSEMBLY - Seat latch, left	1	
-24	76187-00		*** ARM ASSEMBLY - Seat release, right	1	28-7415001 to 28-7515413
-24a	76189-03		*** ROD - Seat release mechanism (8 69" L.)	1	
	79322-06		*** ROD - Seat release mechanism (9.60" L.)	1	
-25	76192-00		*** SPACER - Seat release, left	1	28 7415001 to 28-7515413
-26	79229-00		*** BEARING SHAFT - Seat release, right	1	
-27	79235-00		*** BUSHING - Seat back release, right	1	
-28	401 318		*** BOLT - (AN4-20A)	4	
	62833-78		*** WASHER	8	
	477 709		*** NUT - (26C-048)	4	
-29	480 732		*** PIN - Roll (59-028-187-0937)	2	
-30	400 916		* BOLT - (AN24-26A)	2	
	407 565		* WASHER - (AN960-416)	2	
	477 709		* NUT - (26C-048)	2	
-31	35495-00	B,N	CUSHION ASSEMBLY - Rear seat, back	1	
	35495-05	Q	CUSHION ASSEMBLY - Rear seat, back	1	2816001 and up
	89038-04		CUSHION ASSEMBLY - Rear seat, back	1	2816001 and up
	89269-02		CARPET ASSEMBLY - Seat back	1	2816001 and up
	35495-03	L	CUSHION ASSEMBLY - Rear seat, back (luxurious)	1	28-8016001 to 28-8216236
	35495-07	R	CUSHION ASSEMBLY - Rear seat, back (luxurious)	1	28-8316001 and up
-31a	65700-07		* FRAME ASSEMBLY - Rear seat, back	1	
	65700-08		* FRAME ASSEMBLY - Rear seat, back	1	28-8616001 and up
-32	67757-00		* BRACKET ASSEMBLY - Rear seat	2	
-33	434 128		* GROMMET - (MS35489-6)	1	
-34	400 911		* BOLT - (AN24-21A)	2	
	407 565		* WASHER - (AN960-416)	2	
-35	35496-00	B,J	CUSHION ASSEMBLY - Rear seat, bottom	1	
	35496-03	B,K	CUSHION ASSEMBLY - Rear seat, bottom	1	28-7816073 to 28-8216236
	35496-10	Q	CUSHION ASSEMBLY - Rear seat, bottom	1	28-8316001 and up
	35496-06	L	CUSHION ASSEMBLY - Rear seat, bottom (luxurious)	1	28-8016001 to 28-8216236.
	35496-09	R	CUSHION ASSEMBLY - Rear seat, bottom (luxurious)	1	28-8316001 and up
	89039-04		CUSHION ASSEMBLY - Rear seat, bottom	1	2816001 and up

When ordering, always specify Part Number, Description, and Serial Number of Aircraft

**PIPER AIRCRAFT
PA-28-151/161 WARRIOR
AIRPLANE PARTS CATALOG**

Figure and Index Number	Part Number	Code	Nomenclature	No. Req.	Serial Numbers Affected
38-35a	65066-00		* FRAME ASSEMBLY - Rear seat, bottom	1	
	65066-08		* FRAME ASSEMBLY - Rear seat, bottom	1	28-8616001 and up
-35b	87438-02		SUPPORT BOARD - Seat bottom	1	
-36	62654-00		STOP - Seat track	8	
-37	551 390		BELT ASSEMBLY - Safety front (PS50039-4-2A)	2	
-38	551 374		BELT ASSEMBLY - Safety rear (PS50039-4-3)	2	
-39	452 680		BELT ASSEMBLY - Shoulder, front (with inertia reel)		
			(PS50039-4-20)	2	
	564 863		BELT ASSEMBLY - Shoulder, front (with inertia reel)		
			(PS50039-4-49)	2	2816110 and up
	551 425		BELT ASSEMBLY - Shoulder, front (fixed)		
			(PS50039-4-23)	2	28-8116001 thru 28-8216236
	452 679		BELT ASSEMBLY - Shoulder, rear (with inertia reel)		
			(PS50039-4-19)	2	
	564 864		BELT ASSEMBLY - Shoulder, rear (with inertia reel)		
			(PS50039-4-48)	2	2816110 and up
	551 424		BELT ASSEMBLY - Shoulder, rear (fixed)		
			(PS50039-4-22)	2	28-8116001 thru 28-8216236
-40	68022-14		BOOT - Seat belt attachment	4	
-41	96908-00		CABLE ASSEMBLY - Safety belt attachment, rear	4	
-42	96806-17	B,D	HEADREST ASSEMBLY - Complete, pilot	1	
	96806-26	B,D	HEADREST ASSEMBLY - Complete, copilot	1	
	79337-18	B,E	HEADREST ASSEMBLY - Complete	2	
	79337-41	L	HEADREST ASSEMBLY - Complete (luxurious)	2	28-8016001 thru 28-8216236
	36938-04	S	HEADREST ASSEMBLY - Complete	2	28-8316001 and up
-43	78044-00		RECEPTACLE - Headrest (1.88 L. x .62 W.)	2	
	99361-00		RECEPTACLE - Headrest (1.00 Dia.)	2	
-44	486 560		SHACKLE - (MS2011 5-F5)	2	
-45	63900-146		BUSHING - Rear seat, back	2	
-46	63900-145		BUSHING - Front seat safety belt attachment (1.76" L.)	2	
-47	95061-180		BUSHING - Front seat safety belt attachment, right (.34" L.)	1	
	95061-186		BUSHING - Front seat safety belt attachment, left (.25" L.)	1	
-48	63900-149		BUSHING - Rear seat safety belt attachment	4	
-49	95061-91		BUSHING - Rear seat safety belt attachment	2	
-50	62557-04		TRACK - Seat	4	
-51	400 004		BOLT - (AN4-7A)	2	
	407 565		WASHER - (AN960-416)	2	
	404 888		NUT - (MS20365-428C)	2	
-52	401 187		BOLT - (AN5-7A)	4	
	407 566		WASHER - (AN960-516)	4	
	404 837		NUT - (MS20364-524C)	4	
-53	401 355		BOLT - (AN5-14A)	1	
	407 566		WASHER - (AN960 516)	1	
	404 889		NUT - (MS20365-524C)	1	
-54	400 903		BOLT - (AN24-13A)	2	
-55	401 266		BOLT - (AN3-5A)	4	
	407 564		WASHER - (AN960-10)	4	
	404 835		NUT - (MS20364-1032C)	4	
-56	487 560		STUD - (XX-10362-12)	7	
-57	401 269		BOLT - (AN3-10A)	2	
-58	400 863		BOLT - (AN23-1 1A) left		
	401 269		BOLT - (AN3-10A) right		

When ordering, always specify Part Number, Description, and Serial Number of Aircraft

Revised: July 30, 1994

PIPER AIRCRAFT
PA-28-151/161 WARRIOR
AIRPLANE PARTS CATALOG

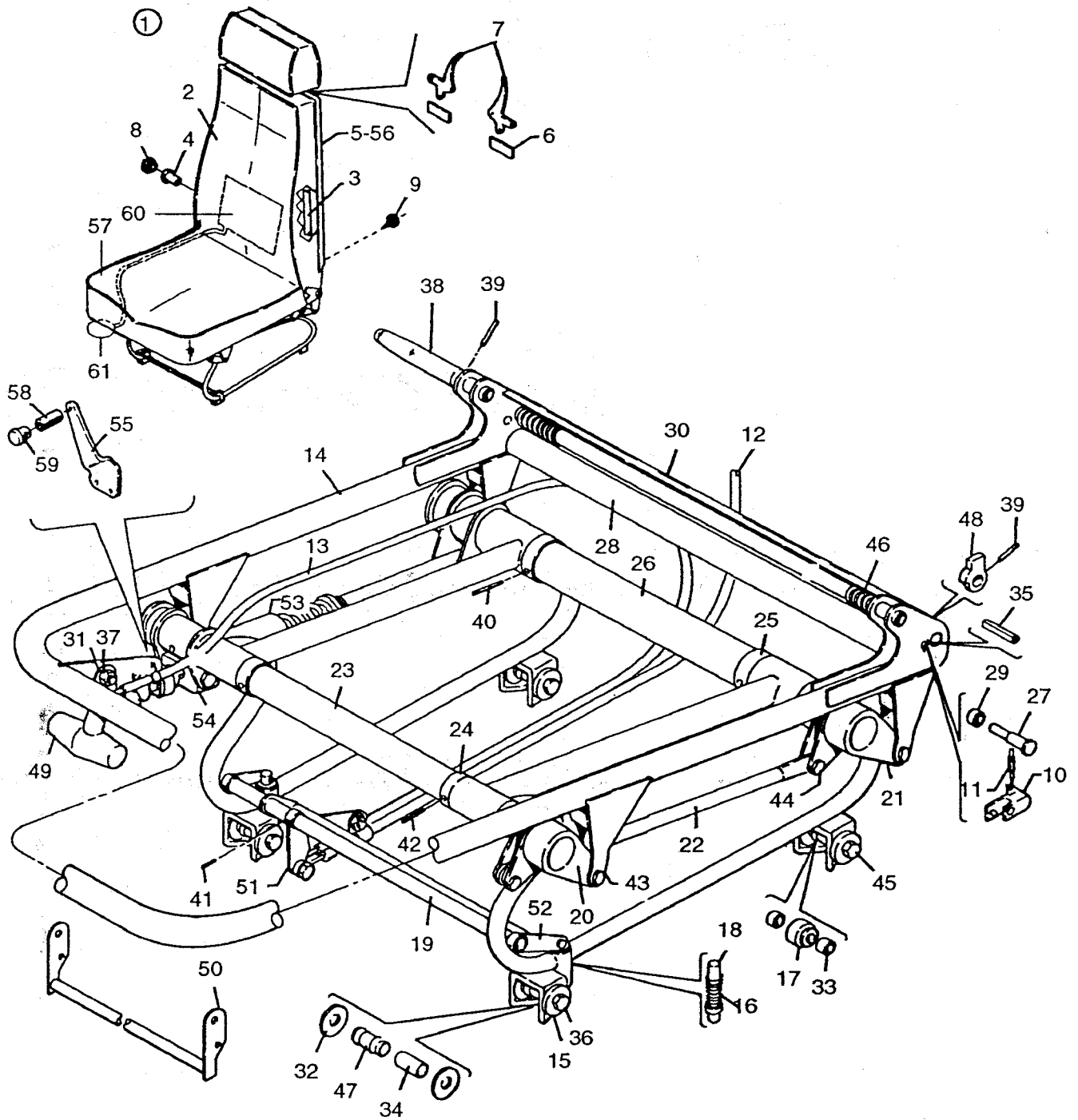


Figure 39. Vertically Adjustable Front Seat Assembly

**PIPER AIRCRAFT
PA-28-151/161 WARRIOR
AIRPLANE PARTS CATALOG**

CODE EXPLANATIONS FOR FIGURE 39

- A - When ordering this part, serial number of aircraft must be supplied. When ordering for PA-28-151 with serial numbers 28-7415001 thru 28-7615445: specify color red, blue/green, gold, black, white or green. When ordering for PA-28-151 with serial numbers 28-7715001 and up, and PA-28-161 with serial numbers 28-7716001 thru 28-7916113; specify color red (color code 7326), blue (color code 7327), gold (color code 7328), black, green, navajo sepia, navajo cactus, yellow/dark red or blue/green. When ordering for PA-28-161 with serial numbers 28-7916114 thru 28-8216236, specify color red (color code 792), blue (color code 793), gold (color code 794), navajo sepia, or navajo cactus. Also specify trim color black or camel, if applicable, for 1977 and up model aircraft.
- B - Used on PA-28-151 with serial numbers 28-7415001 thru 28-7515413. If Seat Assembly incorporates a "U" shaped handle for seat track releasing mechanism, order part for PA-28-151 with serial numbers 28-7515414 and up, and PA-28-161.
- C - Used if Seat Assembly incorporates a "U" shaped handle for the seat track releasing mechanism.
- D - Used if Seat Assembly incorporates a "T" knob for the seat track releasing mechanism.
- E - When ordering, specify color red, blue/green, gold, black, white, green or bark. Specify color "bark I" when ordering for PA-28-151 with serial numbers 28-7715001 and up, and PA-28-161 with serial numbers 28-7716001 thru 28-7716075. Specify color "bark II" for PA-28-161 with serial numbers 28-7716076 thru 28-8016382.
- F - Used on PA-28-151 with serial numbers 28-7515414 and up, and PA-28-161.
- G - Used on PA-28-151 only and PA-28-161 with serial numbers 28-7716001 thru 28-7716073.
- H - Used on PA-28-151 with serial numbers 28-7715001 and up, and PA-28-161 with serial numbers 28-7716001 thru 28-8216236.
- J - Used if seat adjustment control assembly 76445-00 (P. L. Porter Co. P/N SL10100 Rev. B) is installed.
- K - Used if seat adjustment control assembly 587 404 (Gas Spring Corp. P/N 06-10-080-310-025) is installed.
- L - Optional equipment.
- M - Used on PA-28-151 with serial numbers 28-7415001 thru 28-7515413. If Seat Assembly incorporates a "U" shaped handle for seat track releasing mechanism, order part for PA-28-151 with serial numbers 28-7515414 and up, and PA-28-161 with serial numbers 28-7716001 thru 28-7716073.
- N - Used on PA-28-151 with serial numbers 28-7515414 and up, and PA-28-161 with serial numbers 28-7716001 thru 28-7716073. If Seat Assembly incorporates a seat adjustment control assembly 587 404 (Gas Spring Corp. P/N 06-10-080-310-025), order part number for PA-28-161 with serial numbers 28-7716074 and up.
- P - Used if a forged bellcrank assembly is installed.
- Q - When ordering, specify color firethorn red, buckskin, dark blue, dark cedar, dark carmine, or sandalwood. Also specify material velour, knit, or cloth.
- R - Used on PA-28-151 with serial numbers 28-7715001 and up, and PA-28-161 with serial numbers 28-7716001 thru 28-7716323.
- S - Used on PA-28-151 with serial numbers 28-7715001 and up, and PA-28-161 with serial numbers 28-7716001 thru 28-7916113.
- T - Before ordering, ascertain O. D. at center of seat roller. If O. D. of roller measures .42, (2) rollers P/N 87332-02 must be ordered. If O.D. of roller measures .62, order roller(s) as required.
- U - Ascertain part number stamped on control assembly. Reorder assembly of same part number.
- V - Used on PA-28-151 with serial numbers 28-7415001 and up, and PA-28-161 with serial numbers 28-7716001 thru 28-8216236.
- W -
- X - When ordering, specify color madrid red, bahama blue, dark blue, buckskin, light buckskin, firethorn red, dark firethorn, dark cedar, dark saddle, sandalwood, or patrician sandalwood. Also specify material cloth, velour, knit, or leather.
- Y - Used on PA-28-151 with serial numbers 28-7515414 and up, and PA-28-161 with serial numbers 28-7716001 thru 28-8216236.
- Z - Used if a welded bellcrank assembly is installed.

**PIPER AIRCRAFT
PA-28-151/161 WARRIOR
AIRPLANE PARTS CATALOG**

Figure and Index Number	Part Number	Code	Nomenclature	No. Req.	Serial Numbers Affected
39-1	79591-02	A,V	SEAT ASSEMBLY - Adjustable front, left	1	
	79591-08	X	SEAT ASSEMBLY - Adjustable front, left	1	28-8316001 and up
	79591-06	Q	SEAT ASSEMBLY - Adjustable front, left (luxurious)	1	28-8016001 thru 28-8216236
	79591-12	X	SEAT ASSEMBLY - Adjustable front, left (luxurious)	1	28-8316001 and up
	79591-03	A,V	SEAT ASSEMBLY - Adjustable front, right	1	
	79591-09	X	SEAT ASSEMBLY - Adjustable front, right	1	28-8316001 and up
	79591-07	Q	SEAT ASSEMBLY - Adjustable front, right (luxurious)	1	28-8016001 thru 28-8216236
	79591-13	X	SEAT ASSEMBLY - Adjustable front, right (luxurious)	1	28-8316001 and up
-2	96806-12	A,B	* CUSHION ASSEMBLY - Back, left	1	
	79337-16	A,Y	* CUSHION ASSEMBLY - Back, left	1	
	79337-59	X	* CUSHION ASSEMBLY - Back, left	1	28-8316001 and up
	79337-54	Q	* CUSHION ASSEMBLY - Back, left (luxurious)	1	28-8016001 thru 28-8216236
	79337-66	X	* CUSHION ASSEMBLY - Back, left (luxurious)	1	28-8316001 and up
	96806-23	A,B	* CUSHION ASSEMBLY - Back, right	1	
	79337-17	A,Y	* CUSHION ASSEMBLY - Back, right	1	
	79337-62	X	* CUSHION ASSEMBLY - Back, right	1	28-8316001 and up
	79337-55	Q	* CUSHION ASSEMBLY - Back, right (luxurious)	1	28-8016001 thru 28-8216236
	79337-69	X	* CUSHION ASSEMBLY - Back, right (luxurious)	1	28-8316001 and up
-3	96810-02	B	** FRAME ASSEMBLY - Seat back, left	1	
	96810-03	B	** FRAME ASSEMBLY - Seat back, right	1	
	79555-00	F	** FRAME ASSEMBLY - Seat back, left	1	
	79555-01	F	** FRAME ASSEMBLY - Seat back, right	1	
-4	453 732		*** BUSHING - Seat back, right (PS10064-375-4)	1	
-5	78041-08	B,E	** COVER ASSEMBLY - Seat back, right	1	
	78041-00	E,Y	** COVER ASSEMBLY - Seat back, right	1	
	78041-09	Q	** COVER ASSEMBLY - Seat back, right (luxurious)	1	28-8016001 thru 28-8216236
-6	69669-13		*** PLACARD - Seat back release, left	1	
	69669-14		*** PLACARD - Seat track release, right	1	
-7	79228-00		** HANDLE - Seat release, right	2	
-8	79554-02		** KNOB - Seat back release, right	1	
-9	67958-03	Q	** BUTTON ASSEMBLY - Seat back	5	28-8016001 thru 28-8216236
	67958-05	X	** BUTTON ASSEMBLY - Seat back	5	28-8316001 and up
-10	99718-05		** STOP ASSEMBLY - Seat latch, right	1	
-11	99719-03		** CABLE ASSEMBLY - Seat back release (passenger operated - length 27")	1	28-7415001 thru 28-7515413
-12	99719-16		** CABLE ASSEMBLY - Seat track release (passenger operated - length 40")	1	28-7415001 thru 28-7515413
-13	554 422		* CABLE ASSEMBLY - Seat track release (crew operated - length 27") (PS50146-8-1)	1	
-14	76341-00	M	* FRAME ASSEMBLY - Seat bottom, left	1	
	76341-01	M	* FRAME ASSEMBLY - Seat bottom, right	1	
	79539-00	J,N	* FRAME ASSEMBLY - Seat bottom, left	1	
	79539-01	J,N	* FRAME ASSEMBLY - Seat bottom, right	1	
	79539-02	K	* FRAME ASSEMBLY - Seat bottom, left	1	28-7716074 and up
	79539-03	K	* FRAME ASSEMBLY - Seat bottom, right	1	28-7716074 and up
-15	62833-78		** WASHER	8	
-16	587 299		** SPRING - Seat plunger (LC-038F-6SS)	2	
-17	452 386		** ROLLER - (NAS506-4)	2	
-18	76175-00		** PLUNGER	2	
-19	76172-03		** TUBE - Bellcrank	1	
-20	76347-00		** BELLCRANK ASSEMBLY - Forward	1	
-21	76349-00		** BELLCRANK ASSEMBLY - Aft	1	
-22	76342-00		** LINK ASSEMBLY - Seat	1	
-23	76343-00		** TUBE ASSEMBLY - Forward	1	
-24	76351-02		** BUSHING - Seat	2	
-25	76351-03		** BUSHING - Seat	2	
-26	76345-00	J	** TUBE ASSEMBLY - Aft	1	
	37848-02	K	** TUBE ASSEMBLY - Aft	1	
-27	79229-00		** BEARING SHAFT - Seat release, right	1	

When ordering, always specify Part Number, Description, and Serial Number of Aircraft

**PIPER AIRCRAFT
PA-28-151/161 WARRIOR
AIRPLANE PARTS CATALOG**

Figure and Index Number	Part Number	Code	Nomenclature	No. Req.	Serial Numbers Affected
39-28	79230-00		** TUBE - Seat reclining	1	
-29	79235-00		** BUSHING - Seat back release, right	1	
-30	76176-00		** COVER - Reclining seat	1	
-31	76169-02		** LEVER - Seat	1	28-7415001 thru 28-7515413
-32	79251-00		** WASHER - Teflon	8	28-7415001 thru 28-7615348
-33	79252-00		** SPACER - Seat (.254 wide)	4	
	95061-161		** SPACER - Seat (.248 wide)	4	
-34	95061-106		** SPACER	2	
-35	480 732		** PIN - Roll (59-040-187-0937)	2	
-36	401 318		** BOLT - (AN4-20A)	2	
	404 888		** NUT - (MS20365-428C)	2	
	477 708		** NUT - (26C-048)	2	
-37	400 002		** BOLT - (AN4-5A)	1	
	494 133		** WASHER - Nylon (1/4 I.D.)	1	
	407 585		** WASHER - (AN960-416L)	1	
	404 888		** NUT - (MS20365-428C)	1	
-38	32380-00		** HANDLE - Seat back adjustment, cadmium plated	1	
	79442-00		** HANDLE - Seat back adjustment, black	1	
-39	480 701		** PIN - Roll (59-028-125-0625)	3	
-40	480 790	D	** PIN - (MS9048-172) (1.25 L.)	4	
	480 801	C	** PIN - (MS9048-173) (1.37 L.)	4	
-41	480 777		** PIN - (MS9048-100) .50 long	3	
	480 592		** PIN - (MS9048-101) .56 long	3	
-42	480 789		** PIN - (MS9048-170)	4	
-43	424 142	D	** PIN - (MS20392-1C11)	4	
	424 172	C	** PIN - (MS20392-2C11)	4	
	407 561	D	** WASHER - (AN960-4)	4	
	407 564	C	** WASHER - (AN960-10)	4	
	424 051		** COTTER PIN - (MS24665-132)	4	
-44	424 205	Z	** PIN - (MS20392-3C17)	2	
	424 204	P	** PIN - (MS20392-3C15)	2	
	407 565	Z	** WASHER - (AN960-416)	2	
	407 585	P	** WASHER - (AN960-416L)	2	
	424 051		** COTTER PIN - (MS24665-132)	2	
-45	401 318		** BOLT - (AN4-20A)	2	
-46	19336-00		** SPRING - Seat back adjustment, left	1	
	19336-01		** SPRING - Seat back adjustment, right	1	
-47	87332-02	T	** ROLLER - Seat	2	
-48	19365-02		** CAM - Reclining seat	2	
-49	571 149		** KNOB - (PS10067-1-1)	1	
-50	79207-00		** HANDLE ASSEMBLY - Seat release	1	
-51	76187-00		** ARM ASSEMBLY - Seat release	1	
-52	76178-00		** ARM ASSEMBLY - Seat latch	2	
-53	76445-00	U	* CONTROL ASSEMBLY - Seat adjustment (P. L. Porter Co. P/N SL10100 Rev. B)	1	
	89178-10	U,G	* CONTROL ASSEMBLY - Seat adjustment (Gas Spring Corp. P/N 06-10-080-310-025)	1	
-54	37902-02	J	* ADAPTER - Seat control	1	
	37902-06	K	* ADAPTER - Seat control	1	
	82695-89		* BUSHING	1	
-55	37902-08		* CONTROL ARM - Actuator	1	
-56	78041-00	E,V	* COVER ASSEMBLY - Seat back, left	1	
	78041-09	Q	* COVER ASSEMBLY - Seat back, left (luxurious)	1	28-8016001 thru 28-8216236
-57	555 563		* COVER ASSEMBLY - Seat bottom, red	1	
	555 564		* COVER ASSEMBLY - Seat bottom, blue/green	1	
	555 565		* COVER ASSEMBLY - Seat bottom, gold	1	
	555 568		* COVER ASSEMBLY - Seat bottom, green	1	
	555 566		* COVER ASSEMBLY - Seat bottom, black	1	
	555 567		* COVER ASSEMBLY - Seat bottom, white	1	

When ordering, always specify Part Number, Description, and Serial Number of Aircraft

Reissued: December 1, 1989

PIPER AIRCRAFT

PA-28-151/161 WARRIOR

AIRPLANE PARTS CATALOG

Figure and Index Number	Part Number	Code	Nomenclature	No. Req.	Serial Numbers Affected
39-57	555 953	S	* COVER ASSEMBLY - Seat bottom, red (with black trim)	1	
	555 954	S	* COVER ASSEMBLY - Seat bottom, blue (with black trim)	1	
	555 955	S	* COVER ASSEMBLY - Seat bottom, gold (with black trim)	1	
	556 469		* COVER ASSEMBLY - Seat bottom, red (with black trim)	1	28-7916114 thru 28-8016382
	556 470		* COVER ASSEMBLY - Seat bottom, blue (with black trim)	1	28-7916114 thru 28-8016382
	556 471		* COVER ASSEMBLY - Seat bottom, gold (with black trim)	1	28-7916114 thru 28-8216236
	555 956	R	* COVER ASSEMBLY - Seat bottom, green (with black trim)	1	
	555 957	R	* COVER ASSEMBLY - Seat bottom, black (with black trim)	1	
	555 884	H	* COVER ASSEMBLY - Seat bottom, navajo sepia (with camel trim)	1	
	555 885	H	* COVER ASSEMBLY - Seat bottom, navajo cactus (with camel trim)	1	
	555 886	R	* COVER ASSEMBLY - Seat bottom, yellow/dark red (with camel trim)	1	
	555 887	R	* COVER ASSEMBLY - Seat bottom, blue/green (with camel trim)	1	
	555 888	H	* COVER ASSEMBLY - Seat bottom, navajo sepia (with black trim)	1	
	555 889	H	* COVER ASSEMBLY - Seat bottom, navajo cactus (with black trim)	1	
	555 890	R	* COVER ASSEMBLY - Seat bottom, yellow/dark red (with black trim)	1	
	555 891	R	* COVER ASSEMBLY - Seat bottom, blue/green (with black trim)	1	
	556 760		* COVER ASSEMBLY - Seat bottom, firethorn red (velour)	1	28-8016001 thru 28-8216236
	559 721		* COVER ASSEMBLY - Seat bottom, firethorn red (velour)	1	28-8316001 and up
	559 784		* COVER ASSEMBLY - Seat bottom, dark firethorn (leather)	1	28-8316001 and up
	556 773		* COVER ASSEMBLY - Seat bottom, buckskin (velour)	1	28-8016001 thru 28-8216236
	559 829		* COVER ASSEMBLY - Seat bottom, buckskin (cloth)	1	28-8316001 and up
	559 795		* COVER ASSEMBLY - Seat bottom, light buckskin (leather)	1	28-8316001 and up
	556 774		* COVER ASSEMBLY - Seat bottom, dark blue (velour)	1	28-8016001 thru 28-8216236
	559 700		* COVER ASSEMBLY - Seat bottom, dark blue (velour)	1	28-8316001 and up
	559 748		* COVER ASSEMBLY - Seat bottom, dark blue (leather)	1	28-8316001 and up
	556 923		* COVER ASSEMBLY - Seat bottom, dark cedar (knit)	1	28-8116001 thru 28-8216236
	557 041		* COVER ASSEMBLY - Seat bottom, dark cedar (velour)	1	28-8216001 thru 28-8216236
	559 707		* COVER ASSEMBLY - Seat bottom, dark cedar (knit)	1	28-8316001 and up
	559 772		* COVER ASSEMBLY - Seat bottom, dark cedar (leather)	1	28-8316001 and up
	557 039		* COVER ASSEMBLY - Seat bottom, dark carmine (velour)	1	28-8216001 thru 28-8216236
	557 040		* COVER ASSEMBLY - Seat bottom, sandalwood (fabric)	1	28-8216001 thru 28-8216236
	559 735		* COVER ASSEMBLY - Seat bottom, sandalwood (fabric)	1	28-8316001 and up
	559 728		* COVER ASSEMBLY - Seat bottom, patrician sandalwood (fabric)	1	28-8316001 and up
	559 714		* COVER ASSEMBLY - Seat bottom, dark saddle (knit)	1	28-8316001 and up
	559 760		* COVER ASSEMBLY - Seat bottom, dark saddle (leather)	1	28-8316001 and up
	556 342		* COVER ASSEMBLY - Seat bottom, red (with camel trim)	1	28-7816001 thru 28-7916113
	556 343		* COVER ASSEMBLY - Seat bottom, blue (with camel trim)	1	28-7816001 thru 28-7916113
	556 344		* COVER ASSEMBLY - Seat bottom, gold (with camel trim)	1	28-7816001 thru 28-7916113
	556 472		* COVER ASSEMBLY - Seat bottom, red (with camel trim)	1	28-7916114 thru 28-8016382
	556 473		* COVER ASSEMBLY - Seat bottom, blue (with camel trim)	1	28-7916114 thru 28-8016382
	556 474		* COVER ASSEMBLY - Seat bottom, gold (with camel trim)	1	28-7916114 thru 28-8216236
	556 932		* COVER ASSEMBLY - Seat bottom, red (vinyl)	1	28-8116001 thru 28-8216236
	556 933		* COVER ASSEMBLY - Seat bottom, blue (vinyl)	1	28-8116001 thru 28-8216236
	559 827		* COVER ASSEMBLY - Seat bottom, madrid red (cloth)	1	28-8316001 and up
	559 828		* COVER ASSEMBLY - Seat bottom, bahama blue (cloth)	1	28-8316001 and up
-58	37902-05		* BUSHING - Actuator	1	
-59	471 084		* KNOB - Actuator (233)	1	

When ordering, always specify Part Number, Description, and Serial Number of Aircraft

**PIPER AIRCRAFT
PA-28-151/161 WARRIOR
AIRPLANE PARTS CATALOG**

Figure and Index Number	Part Number	Code	Nomenclature	No. Req.	Serial Numbers Affected
39-60	02585-04	L	LUMBAR ASSEMBLY - Pilot seat	1	
	02585-05	L	LUMBAR ASSEMBLY - Copilot seat	1	
	02585-06	L	* PAD	1	
	686 083	L	* BLADDER	1	
-61	453 024	L	PUMP ASSEMBLY	2	
	454 935	L	CLAMP	2	

When ordering, always specify Part Number, Description, and Serial Number of Aircraft

**PIPER AIRCRAFT
PA-28-151/161 WARRIOR
AIRPLANE PARTS CATALOG**

THIS PAGE INTENTIONALLY LEFT BLANK

**PIPER AIRCRAFT
PA-28-151/161 WARRIOR
AIRPLANE PARTS CATALOG**

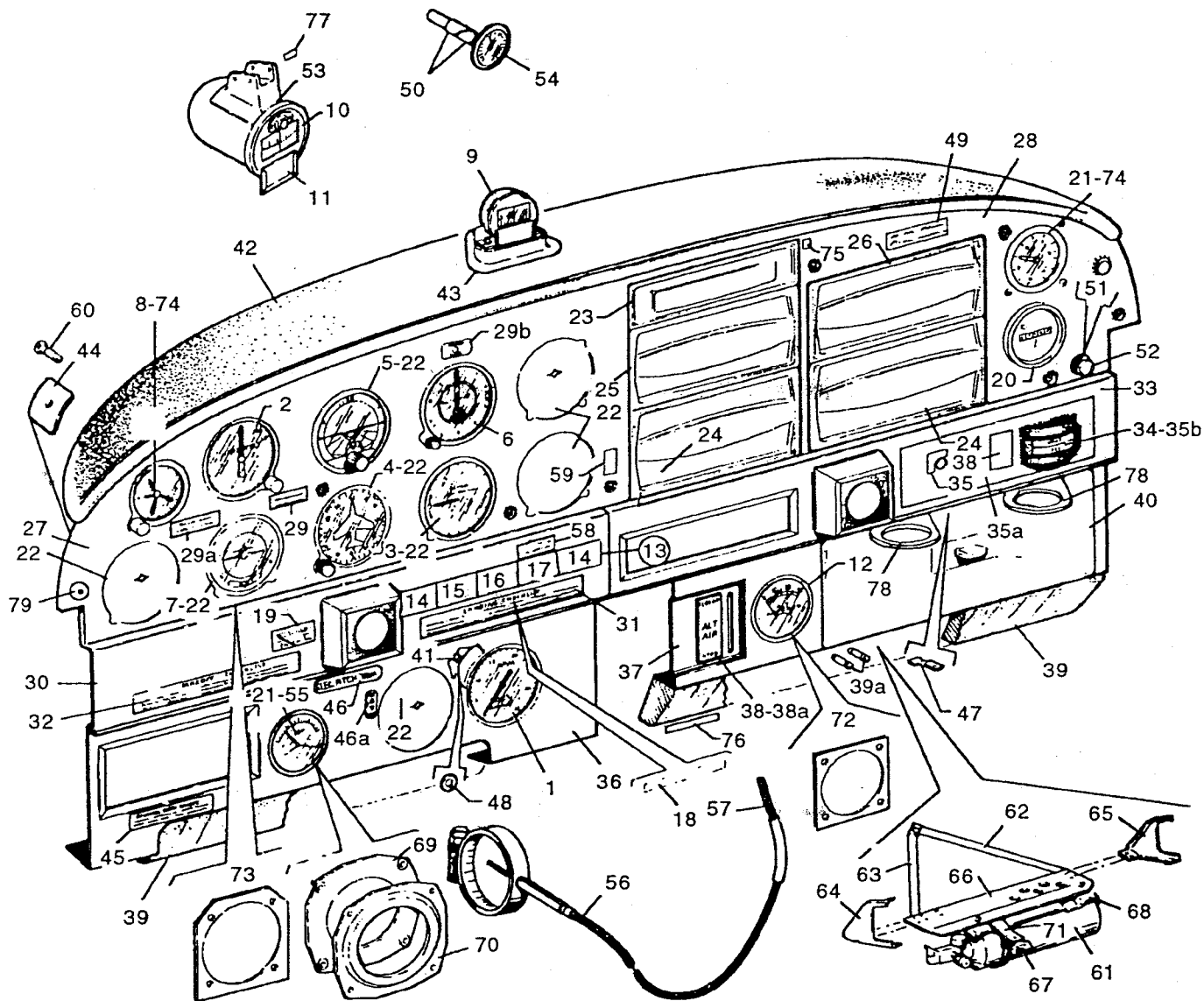


Figure 40. Instrument Panel Installation
(PA-28-151, and PA-28-161 thru serial number 2816109)

Reissued: December 1, 1989

PIPER AIRCRAFT PA-28-151/161 WARRIOR AIRPLANE PARTS CATALOG

CODE EXPLANATIONS FOR FIGURE 40

- A - When ordering, specify color gold, blue, green, gray or bark. Specify color "bark I" when ordering for PA-28-151 with serial numbers 28-7715001 and up, and PA-28-161 with serial numbers 28-7716001 thru 28-7716075. Specify color "bark II" or black for PA-28-161 with serial numbers 28-7716076 and up.
- B - When ordering, specify color red, blue/green, gold, black, white, green or bark. Specify color "bark I" when ordering for PA-28-151 with serial numbers 28-7715001 and up, and PA-28-161 with serial numbers 28-7716001 thru 28-7716075. Specify color "bark II" or black for PA-28-161 with serial numbers 28-7716076 and up.
- C - See Figure 73 if AutoFlite II is installed.
- D - See Figure 74 if AutoControl III is installed.
- E - Used if Cabin Overhead Air Vent System with blower is installed.
- F - Used on PA-28-151 with serial numbers 28-7615001 and up, and PA-28-161. Also used on PA-28-151 with serial numbers 28-7415001 thru 28-7515459 if Magnetic Compass Relocation Kit 760 795 has been installed per Service Letter 761.
- G - See Figure 81 if phone jack is installed on PA-28-161.
- H - When ordering, specify color red, blue/green, gold, black, white, green, mushroom, camel or mocha..
- J - Used on PA-28-161 only.
- K - Used on PA-28-151 with serial numbers 28-7715001 and up, and PA-28-161.
- L - Used on PA-28-151 with serial numbers 28-7615001 and up, and PA-28-161.
- M - Used on PA-28-151 with serial numbers 28-7515001 and up, and PA-28-161.
- N - Used on PA-28-151 with serial numbers 28-7515398 and up, and PA-28-161.
- P - See Figure 75 if Century 21 AutoPilot is installed.
- Q - Used on PA-28-151 with serial numbers 28-7715001 and up, and PA-28-161 with serial numbers 28-7716001 thru 28-7716323.
- R - Used on PA-28-151 with serial numbers 28-7415001 and up, and PA-28-161 with serial numbers 28-7716001 thru 28-7716323.
- S - Used if air conditioning is installed.
- T - Used on PA-28-151 with serial numbers 28-7415001 and up, and PA-28-161 with serial numbers 28-7716001 thru 28-7816171. Order part for PA-28-161 with serial numbers 28-7816172 and up if the four position fan switch has been replaced with a three position fan switch.
- U - Order part for PA-28-161 with serial numbers 28-7816172 and up if the four position fan switch has been replaced with a three position fan switch.
- V - Used on PA-28-151 with serial numbers 28-7515001 and up, and PA-28-161 with serial numbers 28-7716001 thru 28-7916428.
- W - Currently, Halon fire extinguishers are not available, due to Federal mandate. As applicable per specific units, recharge, if available in your local area. No fire extinguisher replacement has yet been identified.
- X - Instrument not approved IFR.
- Y - Used on PA-28-151 with serial numbers 28-7515001 and up, and PA-28-161 with serial numbers 28-7716001 thru 28-7916617.
- Z - Used on PA-28-151 with serial numbers 28-7715001 and up, and PA-28-161 with serial numbers 28-7716001 thru 28-7916617.
- AA - Used on PA-28-151 with serial numbers 28-7415001 and up, and PA-28-161 with serial numbers 28-7716001 thru 28-7916617.
- AB - Used on PA-28-161 with serial numbers 28-8016299 and up. This part includes cable assembly.
- AC - Used on PA-28-151 with serial numbers 28-7415001 and up, and PA-28-161 with serial numbers 28-7716001 thru 28-8116018. Also used on PA-28-161 with serial numbers 28-8116019 and up if AutoFlite II is installed.
- AD - Used if Century 21 AutoPilot is installed.
- AE - Used on PA-28-151 with serial numbers 28-7415001 and up, and PA-28-161 with serial numbers 28-7716001 thru 28-8116188.
- AF - Used on PA-28-151 with serial numbers 28-7415001 and up, and PA-28-161 with serial numbers 28-7716001 thru 28-8116268, 28-8216007, 28-8216014, 28-8216017, 28-8216019, and 28-8216021.
- AG - Used on PA-28-161 with serial numbers 28-8116269 thru 28-8216006, 28-8216008 thru 28-8216013, 28-8216015, 28-8216016, 28-8216018, 28-8216020, 28-8216022 and up.
- AH - Used if a push on/off pitch trim switch is installed.
- AJ - Used if a toggle pitch trim switch is installed.
- AK - Located on right hand shin guard channel assembly only.
- AL - Used if King KAP 100/150 AutoPilot is installed.
- AM - DISTRIBUTORS: Before replacing engine gauges and senders, see Piper Aircraft Service Spares Letter 406.
- AN - Select the direct replacement for your clock from the list below.
 - 548 083 - Clock, 8 day mechanical (Thommen 16-100)
 - 550 544 - Clock, 8 day mechanical (Wakmann W-33-7510-L)
 - 599 295 - Clock, 8 day mechanical with elapsed time hands (Thommen 16-101-1)
 - 450 706 - Clock, 8 day mechanical with elapsed time hands (Wakmann W-33-7510-ET)
 - 548 574 - Clock, 8 day mechanical, lighted, 28 volt (Thommen 16-100L-2-28)
 - 548 806 - Clock, 8 day mechanical, lighted, 5 volt (Thommen 16-100L-2-5)
 - 548 868 - Clock, electric quartz analog, 14 volt or 28 volt (VDO MD88P)
 - 548 516 - Clock, digital, internal power, lighted, 28 volt (Astrotech LC-2)
 - 548 755 - Clock, digital, aircraft power, lighted, 14 volt or 28 volt (Astrotech LC-2)
 - 548 756 - Clock, digital, aircraft power, lighted, 14 volt or 28 volt (Astrotech LC-6)
- AP - Required for CAA certification.

**PIPER AIRCRAFT
PA-28-151/161 WARRIOR
AIRPLANE PARTS CATALOG**

Figure and Index Number	Part Number	Code	Nomenclature	No. Req.	Serial Numbers Affected
40-	35333		DRAWING - Instruments Installation		
	35334		DRAWING - Instruments Installation (Optional)		
	99951		DRAWING - Instrument Panel Cover Installation		
	79043		DRAWING - Instrument Panel Cover Installation		
	37872		DRAWING - Fire Extinguisher Installation		28-7916029 and up
	87453		DRAWING - Crew Cup Holder Installation		28-8316001 and up
-1	87379-03		INSTRUMENT - Tachometer assembly (599 282) PS50048-15-1	1	
-2	550 405		INSTRUMENT - Airspeed indicator (PS50049-16-2) (scale in knots and mph)	1	28-7415001 thru 28-7515459
	548 094		INSTRUMENT - Airspeed indicator (PS50049-25-2) (scale in knots and mph)	1	28-7615001 thru 28-7615445
	550 406		INSTRUMENT - Airspeed indicator (PS50049-17-2) (scale in knots)	1	28-7415001 thru 28-7515459
	548 096		INSTRUMENT - Airspeed indicator (PS50049-27-2) (scale in knots)	1	28-7615001 thru 28-7615445
	548 160		INSTRUMENT - Airspeed indicator (PS50049-41 S) (scale in knots)	1	
	550 404		INSTRUMENT - True airspeed indicator (PS50049-15-2)	1	28-7415001 thru 28-7515459
	548 095		INSTRUMENT - True airspeed indicator (PS50049-26-2)	1	28-7615001 thru 28-7615445
	548 161	K	INSTRUMENT - True airspeed indicator (PS50049-41T)	1	
-3	99010-05		INSTRUMENT - Rate of climb (550 556)	1	
-4	755 427	D	INSTRUMENT - Directional gyro (3 inch)	1	
-5	755 428	D	INSTRUMENT - Gyro horizon (3 inch)	1	
	598 642	P	INSTRUMENT - Gyro horizon (EAM-520-266M)	1	
-6	548 153	K,X	INSTRUMENT - Altimeter, sensitive (scale in inches of mercury to 20,000 feet)	1	
	550 493		INSTRUMENT - Altimeter, sensitive (scale in inches of mercury to 20,000 feet)	1	
	550 491		INSTRUMENT - Altimeter, sensitive (scale in millibars to 20,000 feet)	1	
	550 489		INSTRUMENT - Altimeter, sensitive (scale in inches of mercury to 35,000 feet)	1	
	550 488		INSTRUMENT - Altimeter, sensitive (scale in millibars to 35,000 feet)	1	
	548 330		INSTRUMENT - Altimeter, sensitive (scale in inches of mercury and millibars to 20,000 feet)	1	
	548 331		INSTRUMENT - Altimeter, sensitive (scale in inches of mercury and millibars to 35,000 feet)	1	
	548 039		INSTRUMENT - Altimeter, encoding (scale in inches of mercury to 35,000 feet)	1	
	548 040		INSTRUMENT - Altimeter, encoding (scale in millibars to 35,000 feet)	1	
-7	550 483	C	INSTRUMENT - Turn and bank (1234T100-5) electric	1	
	548 190	C	INSTRUMENT - Turn coordinator (1394T100) electric	1	
	548 517	C,AB	INSTRUMENT - Turn coordinator (PS50030-13-2) (with internal lighting)	1	
-8	99478-00		INSTRUMENT - Clock	1	
	548 868	AN	INSTRUMENT - Clock, electric (MD88P)	1	28-7615021 and up
-9	550 805		COMPASS ASSEMBLY - (C-2400-L4P-B)	1	28-7415001 thru 28-7515459
-10	548 082	F	COMPASS - 14V (C-2200-L4-B)	1	
	598 599	F	COMPASS - 28V (C-2200-L4-1B)	1	
-11	79650-02		* HOLDER - Compass card	1	
-12	66696-00		INSTRUMENT - Ammeter	1	

When ordering, always specify Part Number, Description, and Serial Number of Aircraft

Revised: July 30, 1994

**PIPER AIRCRAFT
PA-28-151/161 WARRIOR
AIRPLANE PARTS CATALOG**

Figure and Index Number	Part Number	Code	Nomenclature	No. Req.	Serial Numbers Affected
40-13	95241-17	AF,AM	CLUSTER ASSEMBLY - Instrument	1	
	86552-08	AG,AM	CLUSTER ASSEMBLY - Instrument	1	
-14	79364-00	AF,AM	* INSTRUMENT - Fuel gauge, left, main	1	
	87390-02	AG,AM	* INSTRUMENT - Fuel gauge, left, main	1	
	79363-00	AF,AM	* INSTRUMENT - Fuel gauge, right, main	1	
	87389-02	AG,AM	* INSTRUMENT - Fuel gauge, right, main	1	
-15	79367-00	AF,AM	* INSTRUMENT - Oil temperature	1	
	87366-02	AG,AM	* INSTRUMENT - Oil temperature	1	
-16	79370-00	AF,AM	* INSTRUMENT - Fuel pressure	1	
	87391-02	AG,AM	* INSTRUMENT - Fuel pressure	1	
-17	38226-00	AF,AM	* INSTRUMENT - Oil pressure	1	
	87382-02	AG,AM	* INSTRUMENT - Oil pressure	1	
-18	79381-00	AM	* LENS - Cluster assembly	1	
-19	550 548	AM	GAUGE - Cylinder head temperature (442800)	1	
-20	36660-02	L	INDICATOR - Engine hour meter	1	
-21	99480-00		GAUGE - Suction (1G10-1)	1	
	550 629		GAUGE - Suction (AW1821AF03)	1	
-22	67431-00		PLATE ASSEMBLY - Instrument panel	8	
-23	99062-06	A	COVER ASSEMBLY - Radio opening, 6.44 x 1.78	1	
-24	99061-06	A	COVER ASSEMBLY - Radio opening, 6.44 x 1.78	1	
	99059-06	A	COVER ASSEMBLY - Radio opening, 6.56 x 2.90	1	
	99062-06	A	COVER ASSEMBLY - Radio opening, 6.44 x 1.78	1	
	99064-06	A	COVER ASSEMBLY - Radio opening, 6.50 x 3.80	1	
	99066-06	A	COVER ASSEMBLY - Radio opening, 6.50 x 1.25	1	
-25	99060-06	A	COVER ASSEMBLY - Radio opening, 6.56 x 3.24	1	
	99062-06	A	COVER ASSEMBLY - Radio opening, 6.44 x 1.78	1	
-26	99059-06	A	COVER ASSEMBLY - Radio opening, 6.56 x 2.90	1	
-27	99959-08	A	COVER ASSEMBLY - Upper instrument panel, left	1	28-7415001 thru 28-7415713
	79044-06	A,V	COVER - Upper instrument panel, left	1	
	36567-03	A	COVER - Upper instrument panel, left	1	28-7916429 and up
	36567-05	A,AD	COVER - Upper instrument panel, left	1	28-8116019 and up
	39877-02	A,AL	COVER - Upper instrument panel, left	1	28-8316001 and up
-28	99959-05	A	COVER - Upper instrument panel, right	1	
-29	69669-31		PLACARD - Maneuvering speed, mph	1	28-7415001 thru 28-7615445
	69669-37		PLACARD - Maneuvering speed, knots	1	28-7415001 thru 28-7615445
	69669-162	Z	PLACARD - Maneuvering speed, knots	1	
	35669-143		PLACARD - Maneuvering speed, knots	1	28-8016001 thru 28-8216236
	87369-41		PLACARD - Maneuvering speed, knots	1	28-8316001 and up
-29a	76222-00	AA	PLACARD - Crosswind component, knots	1	
	65863-00		PLACARD - Crosswind component, mph	1	28-7415001 thru 28-7615445
-29b	69669-39	M	PLACARD - "Press to Test"	1	
-30	67228-04		COVER ASSEMBLY - Instrument panel, left	1	
-31	69669-30		PLACARD - Landing checklist, mph	1	28-7415001 thru 28-7615001
	69669-78		PLACARD - Landing checklist, knots	1	28-7415001 thru 28-7615001
	69669-108		PLACARD - Landing checklist, mph	1	28-7615002 thru 28-7615445
	69669-109		PLACARD - Landing checklist, knots	1	28-7615002 thru 28-7615445
	69669-128	Q	PLACARD - Landing checklist, knots	1	
	35669-34		PLACARD - Landing checklist, knots	1	28-7816001 thru 28-7916617
-32	69669-36	R	PLACARD - Takeoff checklist	1	
	99886-02		PLACARD - Takeoff checklist	1	28-7816001 thru 28-7916617

When ordering, always specify Part Number, Description, and Serial Number of Aircraft

**PIPER AIRCRAFT
PA-28-151/161 WARRIOR
AIRPLANE PARTS CATALOG**

Figure and Index Number	Part Number	Code	Nomenclature	No. Req.	Serial Numbers Affected
40-33	67229-06		COVER ASSEMBLY - Instrument panel, right	1	
	76311-00	E,T	COVER ASSEMBLY - Instrument panel, right	1	
	76311-03	E	COVER ASSEMBLY - Instrument panel, right	1	28-7816172 and up
	99513-03	S,U	COVER ASSEMBLY - Instrument panel, right	1	28-7816001 thru 28-7816171
	99513-05	S	COVER ASSEMBLY - Instrument panel, right	1	28-7816172 and up
-34	67241-00	E	* PLACARD - Heater and defrost	1	
	35669-28	E	* PLACARD - Heater and defrost (lift to actuate)	1	
-35	69669-25	E,T	* PLACARD - Vent fan	1	
	35669-38	E	* PLACARD - Vent fan	1	28-7816172 and up
-35a	79112-00	S,U	* PLACARD - Air condition control panel	1	28-7816001 thru 28-7816171
	79112-02	S	* PLACARD - Air condition control panel	1	28-7816172 and up
-35b	67241-00		PLACARD - Heater and defrost	1	
	35669-28		PLACARD - Heater and defrost (lift to actuate)	1	
-36	66918-16	B,AC	COVER ASSEMBLY - Instrument panel, lower left		
	66918-13		COVER ASSEMBLY - Instrument panel, lower left, white	1	28-7415001 thru 28-7415713
	66918-20	B	COVER ASSEMBLY - Instrument panel, lower left	1	28-8116019 and up
-37	99672-08		COVER ASSEMBLY - Instrument panel, lower right, red	1	28-7415001 thru 28-7515397
	99672-09		COVER ASSEMBLY - Instrument panel, lower right, blue/green	1	28-7415001 thru 28-7515397
	99672-10		COVER ASSEMBLY - Instrument panel, lower right, tan	1	28-7415001 thru 28-7515397
	99672-11		COVER ASSEMBLY - Instrument panel, lower right, black	1	28-7415001 thru 28-7515397
	99672-12		COVER ASSEMBLY - Instrument panel, lower right, white	1	28-7415001 thru 28-7415713
	99672-13		COVER ASSEMBLY - Instrument panel, lower right, green	1	28-7415001 thru 28-7515397
	79527-02	B,N	COVER ASSEMBLY - Instrument panel, lower right		
-38	69544-00		* PLACARD - Carburetor heat	1	28-7415001 thru 28-7515397
-38a	69544-00	N	PLACARD - Carburetor heat		
-39	76205-00	H,AE	CHANNEL ASSEMBLY - Shin guard, left		
	76205-05	H	CHANNEL ASSEMBLY - Shin guard, left	1	28-8116189 and up
	99950-00	H	CHANNEL ASSEMBLY - Shin guard, right		
-39a	461 629	AK	* FUSE - Spare (311005) 5 amp	2	
-40	69571-02		COVER ASSEMBLY - Circuit breaker panel, red	1	28-7415001 thru 28-7515397
	69571-03		COVER ASSEMBLY - Circuit breaker panel, blue/green	1	28-7415001 thru 28-7515397
	69571-04		COVER ASSEMBLY - Circuit breaker panel, tan	1	28-7415001 thru 28-7515397
	69571-05		COVER ASSEMBLY - Circuit breaker panel, black	1	28-7415001 thru 28-7515397
	69571-06		COVER ASSEMBLY - Circuit breaker panel, white	1	28-7415001 thru 28-7415713
	69571-07		COVER ASSEMBLY - Circuit breaker panel, green	1	28-7415001 thru 28-7515397
-41	486 570		SHAFT - Tachometer (PS50044-2)	1	
-42	99952-00		SHIELD ASSEMBLY - Glare, black	1	
-43	79124-00		SUPPORT ASSEMBLY - Compass	1	28-7415001 thru 28-7515459
-44	79125-00		CAP - Trim, left	1	
	79125-01		CAP - Trim, right	1	
-45	67768-00		PLACARD - Alternate static source	1	
-46	67490-02	AH	PLACARD - Pitch trim	1	
	87369-38	AJ	PLACARD - Pitch trim	1	
-46a	87369-39	AJ	PLACARD - On-off	1	
-47	99670-00		SPRING - Circuit breaker panel	1	28-7415001 thru 28-7515397
-48	85012-14		WASHER - Tachometer shaft	1	
-49	63408-00	Y	PLACARD - Oil cooler winterization	1	
-50	79314-00		SPACER - Air temperature gauge, inner	1	
	79314-02		SPACER - Air temperature gauge, outer	1	
-51	453 687		BUTTON - Plug (SS-48189)	1	
-52	472 969	G	LIGHTER - Cigar	1	
	494 411		LIGHTER - Cigar (28V)	1	
	455 035		CLAMP SHEEL - (28V)	1	
	559 030		ELEMENT - (28V)	1	
-53	79600-00	F	HOUSING ASSEMBLY - Compass	1	
-54	99479-02		GAUGE - Air temperature	1	
	99479-03		GAUGE - Air temperature	1	28-7716001 and up

When ordering, always specify Part Number, Description, and Serial Number of Aircraft

Revised: July 30, 1994

PIPER AIRCRAFT PA-28-151/161 WARRIOR AIRPLANE PARTS CATALOG

Figure and Index Number	Part Number	Code	Nomenclature	No. Req.	Serial Numbers Affected
40-55	751 912		GAUGE - Mixture control indicator (Alcor)	1	
-56	757 310		PROBE ASSEMBLY - Mixture control (Alcor)	1	
-57	756 616		WIRE ASSEMBLY - Mixture control (Alcor)	1	
-58	35669-14		PLACARD - Fuel gauge warning	1	28-7415001 thru 28-7715200
-59	99921-00		PLACARD - Air condition door light	1	28-7816001 and up
-60	515 710		SCREW - (PS10084-44-2)	2	
	407 562		WASHER - (AN960-6)	2	
	404 909		NUT - (MS20365-632C)	2	
-61	459 849	W	FIRE EXTINGUISHER - (HA1014-01)	1	28-7916029 and up
-62	37872-03		BRACE - Fire extinguisher support	1	28-7916029 and up
-63	37872-04		BRACE - Fire extinguisher support	1	28-7916029 and up
-64	37872-05		BRACKET ASSEMBLY - Fire extinguisher	1	28-7916029 and up
-65	37872-07		BRACKET ASSEMBLY - Fire extinguisher	1	28-7916029 and up
-66	35680-26		BRACKET ASSEMBLY - Fire extinguisher	1	28-7916029 and up
-67	35680-11		TAB ASSEMBLY - Fire extinguisher	1	28-7916029 and up
-68	35680-12		BRACKET ASSEMBLY - Fire extinguisher	1	28-7916029 and up
-69	69169-00	J	PLATE ASSEMBLY - EGT	1	
-70	67466-00	J	COVER - EGT	1	
-71	35680-22	J	BRACKET - Fire extinguisher	1	28-7916029 and up
-72	66695-00		PLATE - Instrument retainer	1	
-73	99214-00		PLATE - Instrument panel support	AR	
-74	67431-04		PLATE ASSEMBLY - Instrument panel	3	
-75	35669-125		PLACARD - Radio power, ON-OFF	1	28-8016001 and up
-76	35669-130		PLACARD - Emergency bus switch	1	28-8016001 and up
-77	87369-27		PLACARD - Caution	1	28-8016076 and up
-78	87451-03		HOLDER - Crew cup	2	28-8316001 and up
-79	472 822	AP	LIGHT - Starter engage warning (134-3830-0333-201)	1	2816012 and up
	472 416	AP	CAP - Red (134-0351-200)	1	2816012 and up
	472 054	AP	BULB - (PS10008-330)	1	2816012 and up

When ordering, always specify Part Number, Description, and Serial Number of Aircraft

**PIPER AIRCRAFT
PA-28-151/161 WARRIOR
AIRPLANE PARTS CATALOG**

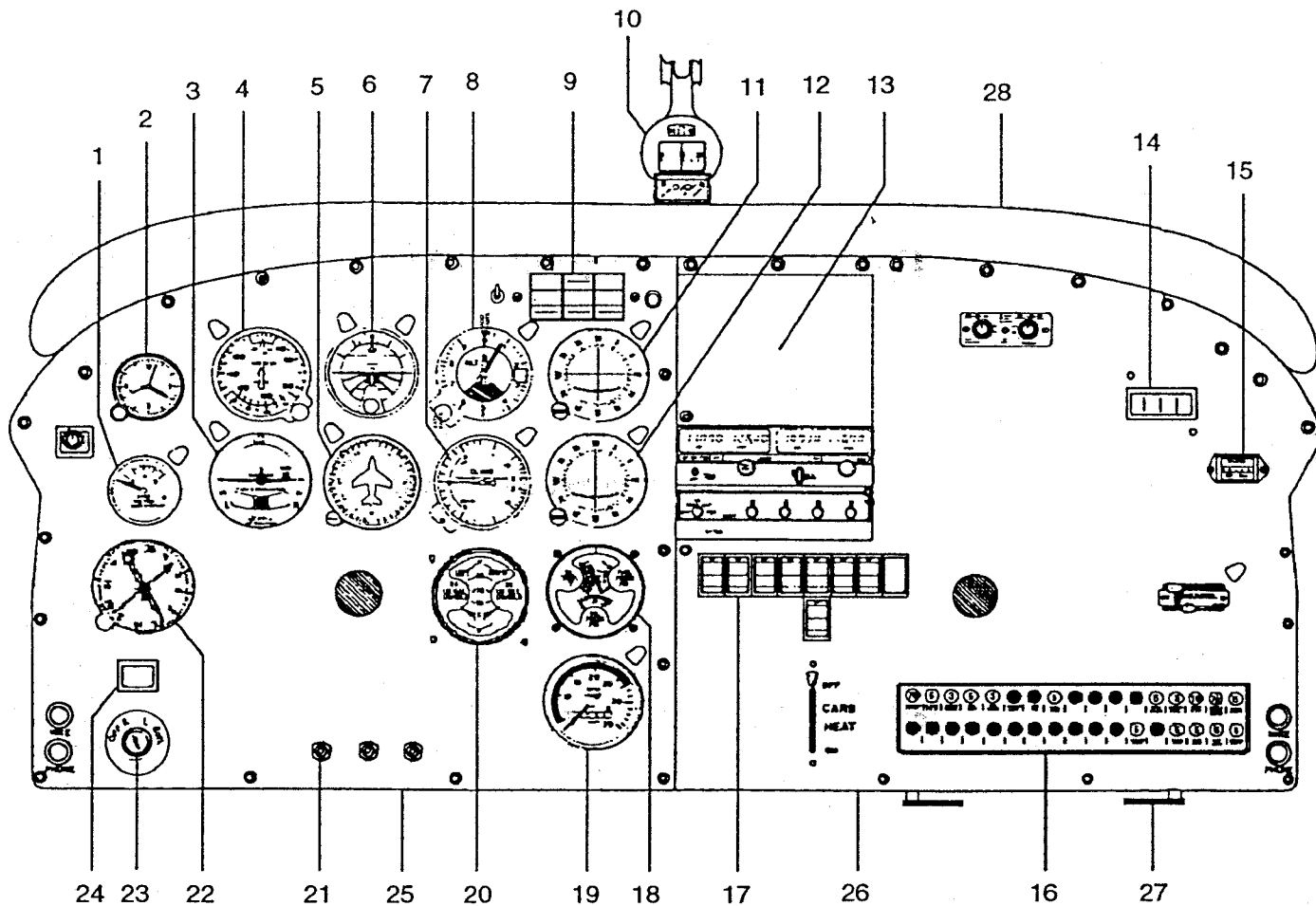


Figure 40A. Instrument Panel Installation
(PA-28-161 serial numbers 2816110 and up)

Added: July 30, 1994

**PIPER AIRCRAFT
PA-28-151/161 WARRIOR
AIRPLANE PARTS CATALOG**

CODE EXPLANATIONS FOR FIGURE 40A

A - See Figure 65A, Instrument Panel Electrical Installation.

B - Part of Optional Avionics Package. See Optional Avionics Drawings, located in the Electronics Group, Section XII, of this catalog.

C - Optional equipment.

PIPER AIRCRAFT PA-28-151/161 WARRIOR AIRPLANE PARTS CATALOG

Figure and Index Number	Part Number	Code	Nomenclature	No. Req.	Serial Numbers Affected
40A-	85433		DRAWING - Instruments Installation		2816110 and up
	85492		DRAWING - Instrument Panel		2816110 and up
-1	99480-03		INDICATOR - Vacuum gauge (599 537)	1	
-2	548 868		INDICATOR - Clock	1	
-3	548 190		INDICATOR - Turn and bank	1	
-4	548 161		INDICATOR - Airspeed	1	
-5	548 435		INDICATOR - Directional gyro	1	
-6	548 460		INDICATOR - Gyro horizon	1	
-7	550 556		INDICATOR - Rate of climb	1	
-8	599 549		INDICATOR - Altimeter	1	
-9	-----	A	PANEL ASSEMBLY - Annunciator	1	
-10	67462-08		INDICATOR - Compass assembly	1	
	598 599		* INDICATOR - Compass	1	
	79650-800		* HOLDER - Compass card	1	
-11	548 290	B	INDICATOR - KI-204 VOR / LOC - Glideslope	1	
-12	548 289		INDICATOR - KI-203 VOR / LOC	1	
-13	-----	B	-----		
-14	548 885		INDICATOR - Ammeter	1	
-15	51006-00		INDICATOR - Engine hour meter (550 580)	1	
-16	-----	A	PANEL ASSEMBLY - Circuit breaker	1	
-17	-----	A	PANEL ASSEMBLY - Switch	1	
-18	599 552		INDICATOR - Engine gauge (oil temperature, oil pressure, cylinder head temperature)	1	
-19	599 282		INDICATOR - Tachometer	1	
-20	599 551		INDICATOR - Dual fuel quantity gauge	1	
-21	571 192		KNOB - Dimmer control	3	
-22	598 181	B	INDICATOR - KI-227 ADF	1	
-23	-----	A	SWITCH - Ignition	1	
-24	-----	A	SWITCH ASSEMBLY - Primer	1	
-25	85492-04		PANEL - Instrument, left (IFR)	1	
	85492-06		PANEL - Instrument, left (VFR)	1	
-26	85492-05		PANEL - Instrument, right (IFR)	1	
	85492-07		PANEL - Instrument, right (VFR)	1	
-27	87451-02	C	HOLDER - Crew cup, right	1	
	87451-03	C	HOLDER - Crew cup, left	1	
	411 531		SCREW - (MS35207-262)	2	
	87466-02		SPACER	2	
	408 836		WASHER - Spring	2	
-28	89305-03		GLARESHIELD ASSEMBLY	1	

When ordering, always specify Part Number, Description, and Serial Number of Aircraft

Added: July 30, 1994

PIPER AIRCRAFT
PA-28-151/161 WARRIOR
AIRPLANE PARTS CATALOG

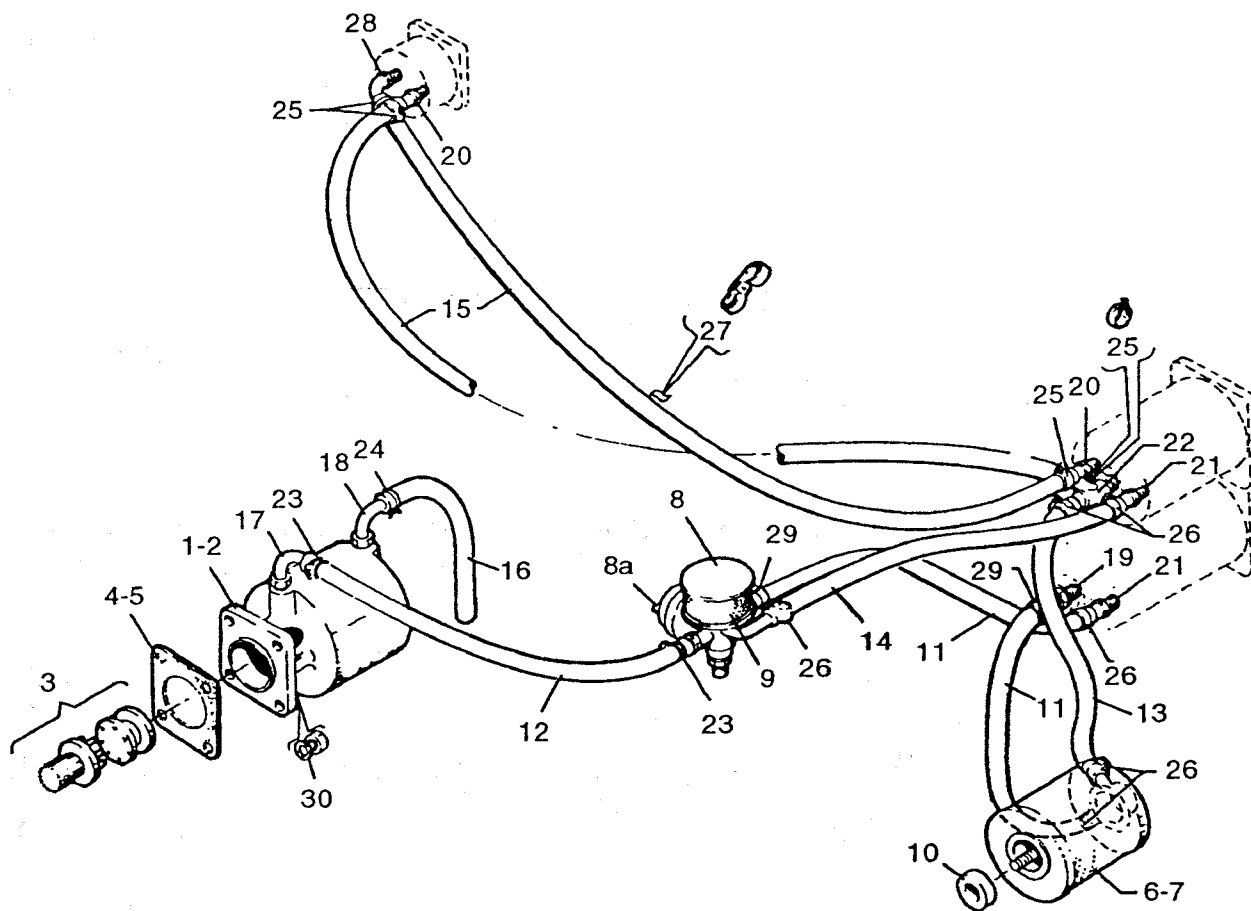


Figure 41. Vacuum System Installation
(PA-28-151, and PA-28-161 thru serial number 2816109)

Revised: July 30, 1994

**PIPER AIRCRAFT
PA-28-151/161 WARRIOR
AIRPLANE PARTS CATALOG**

CODE EXPLANATIONS FOR FIGURE 41

- A -
- B - Used on PA-28-151 with serial numbers 28-7515001 and up, and PA-28-161.
- C - Used with Vacuum Pump P/N 26749-07 (Airborne 211CC) only.
- D - Used with Vacuum Pump P/N 36535-02 (Edo-Aire 1U128-002) only.
- E - See Figure 75A for PA-28-161 with serial numbers 28-8316001 and up if King KAP 100/150 AutoPilot is installed.

**PIPER AIRCRAFT
PA-28-151/161 WARRIOR
AIRPLANE PARTS CATALOG**

Figure and Index Number	Part Number	Code	Nomenclature	No. Req.	Serial Numbers Affected
41-	69272		DRAWING - Vacuum System Installation		
-1	450 380		KIT - Vacuum pump drive (69439)	1	
-2	26749-07		PUMP - Dry vacuum (Airborne 211CC)	1	
	36535-02		PUMP - Dry vacuum (Edo-Aire 1U128-002)	1	
-3	753 910	C	* COUPLING ASSEMBLY KIT - Vacuum pump drive (No. 350)	1	
-4	751 859	C	** GASKET - Vacuum pump mounting (B3-1-2)	1	
-5	462 023	D	* GASKET - Vacuum pump mounting (AN4045-1)	1	
-6	460 888		FILTER ASSEMBLY - Air (66673-00)	1	
-7	757 899		* CARTRIDGE - Air filter(D9-18-1)	1	
-8	492 065		VALVE - Suction regulating (133A4)	1	28-7415001 thru 28-7415713
	492 240	B	VALVE - Suction regulating (2H3-19)	1	
-8a	757 790	B	* SWITCH - (F7-16-1)	1	
-9	751 815		* FILTER - Regulating (B3-5-1)	1	
-10	63900-145		SPACER - Air filter	1	
-11	63913-07	E	HOSE - Directional gyro to air filter	2	
-12	63913-81		HOSE - Regulating valve to vacuum pump	1	
-13	63913-44		HOSE - Gyro horizon to air filter	1	
-14	63913-47	E	HOSE - Gyro horizon to regulating valve (11.50 L.)	1	
-15	63913-49	E	HOSE - Gyro horizon to suction gauge	2	
-16	63904-29	C	HOSE - Vacuum pump exhaust	1	
	63913-64	D	HOSE - Vacuum pump exhaust	1	
-17	458 958		ELBOW - (1K1-6-10)	1	
-18	558 900	C	ELBOW - (1K8-6-8)	1	
	458 958	D	ELBOW - (1K1-6-10)	1	
-19	558 912		ELBOW - (1K9-46)	1	
-20	451 881	E	ADAPTER - (1K10-2-4)	2	
-21	451 939	E	ADAPTER - (1K10-4-6)	2	
-22	460 836		FITTING - (1K31-46-4)	1	
-23	554 659		CLAMP - (SAE TY F-8)	2	
-24	554 985	C	CLAMP - (SAETYE-11)	1	
	554 808	D	CLAMP - (SAE TY E-13)	1	
-25	554 861		CLAMP - (SAE TY F-4)	4	
-26	554 888		CLAMP - (SAE TY F-6)	6	
-27	554 958	E	CLAMP - (PS10017-8-8)	2	
-28	458 948		ELBOW - (1K1-2-4)	1	
-29	554 598	E	CLAMP - (NAS397-12)	2	
-30	400 004		NUT - (PS10024-420)	4	
	407 565		WASHER - (AN960-416)	4	

When ordering, always specify Part Number, Description, and Serial Number of Aircraft

**PIPER AIRCRAFT
PA-28-151/161 WARRIOR
AIRPLANE PARTS CATALOG**

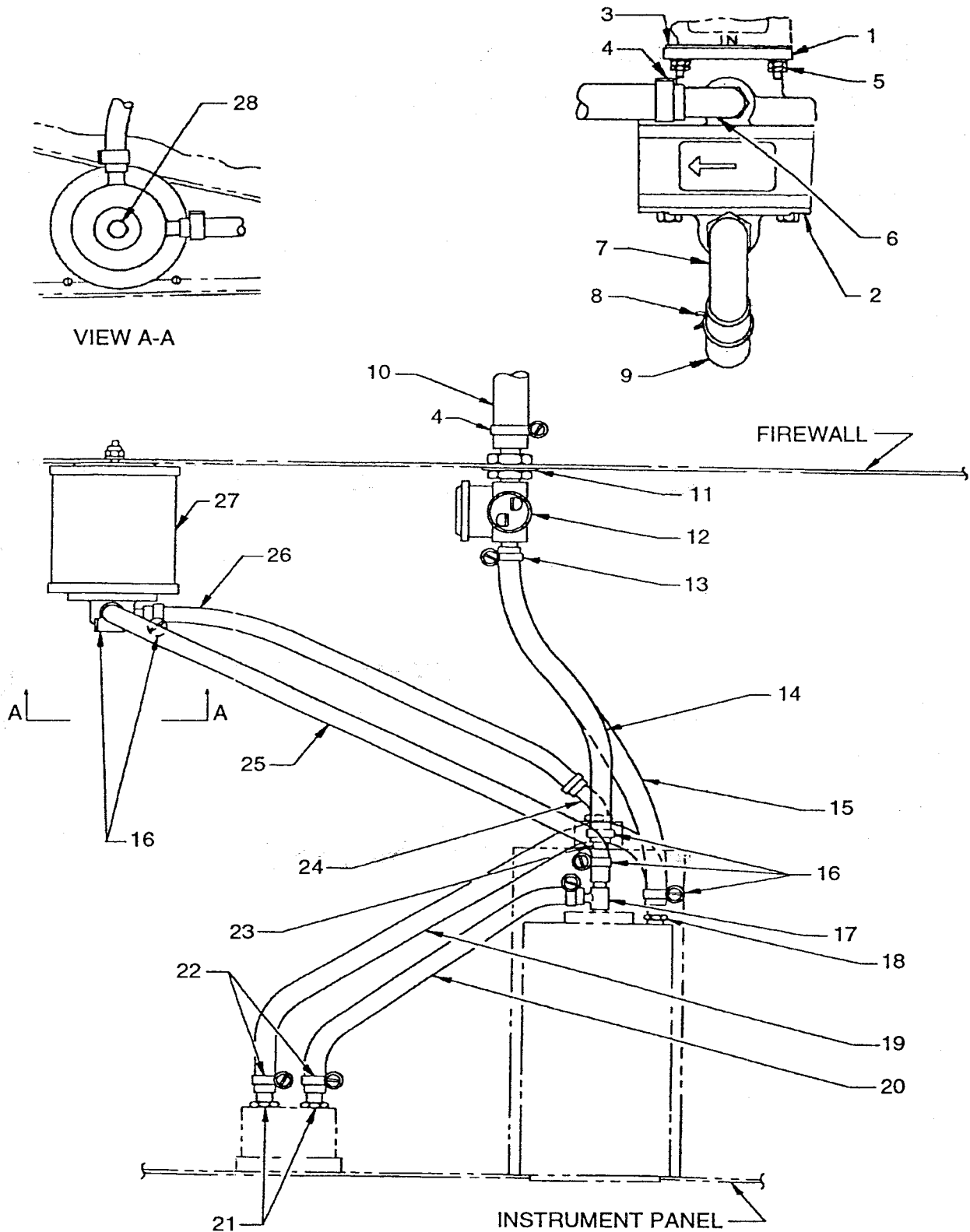


Figure 41A. Vacuum System Installation
(PA-28-161 serial numbers 2816110 and up)

Added: July 30, 1994

**PIPER AIRCRAFT
PA-28-151/161 WARRIOR
AIRPLANE PARTS CATALOG**

CODE EXPLANATIONS FOR FIGURE 41A

- A - Supplied as part of Vacuum Pump Drive Kit.
- B - These fittings are used only when suction gauge is supplied without fittings.

When ordering, always specify Part Number, Description, and Serial Number of Aircraft

Added: July 30, 1994

1H14

**PIPER AIRCRAFT
PA-28-151/161 WARRIOR
AIRPLANE PARTS CATALOG**

Figure and Index Number	Part Number	Code	Nomenclature	No. Req.	Serial Numbers Affected
41A-	85434		DRAWING - Vacuum System Installation		2816110 and up
-1	450 380		KIT - Vacuum pump drive	1	
-2	79399-00		PUMP - Dry vacuum (211CC)	1	
-3	461 907		GASKET - Vacuum pump mounting	1	
-4	554 793		CLAMP - (SAE TY F-8)	2	
-5	405 580	A	NUT - (1/4 - 20)	4	
	407 565	A	WASHER - (AN960-416)	4	
	477 850		NUT - (MS27151-12)	4	
-6	458 958		ELBOW	1	
-7	558 900		ELBOW	1	
-8	554 985		CLAMP - (SAE TY E-11)	1	
-9	63904-29		HOSE - Vacuum pump exhaust	1	
-10	63913-81		HOSE - Regulating valve to vacuum pump	1	
-11	407 595		WASHER - (AN960-1416L)	1	
-12	492 240		VALVE - Vacuum regulating (2H3-19)	1	
-13	554 888		CLAMP - Upper (SAE TY F-6)	1	
	554 598		CLAMP - Lower (NAS397-12)	1	
-14	63913-07		HOSE - Directional gyro to regulating valve	1	
-15	63913-47		HOSE - Attitude gyro to regulating valve	1	
-16	554 888		CLAMP - (SAE TY F-6)	5	
-17	560 835		FITTING	1	
-18	451 881		FITTING - Lower	1	
	451 939		ADAPTER - Upper	1	
-19	84013-26		HOSE - Vacuum source	1	
-20	84013-28		HOSE - Vent	1	
-21	451 881	B	FITTING	2	
-22	554 861		CLAMP - (SAE TY F-4)	4	
-23	451 939		ADAPTER	1	
-24	558 913		ELBOW	1	
	554 598		CLAMP - (NAS397-12)	1	
-25	63913-07		HOSE - Attitude gyro to air filter	1	
-26	63913-44		HOSE - Directional gyro to air filter	1	
-27	460 888		FILTER ASSEMBLY - Air (66673-00)	1	
	757 899		* CARTRIDGE - Air filter	1	
-28	63900-145		SPACER	1	
	407 564		WASHER - (AN960-10)	1	
	404 887		NUT - (MS 20365-1032C)	1	

When ordering, always specify Part Number, Description, and Serial Number of Aircraft

Added: July 30, 1994

PIPER AIRCRAFT
PA-28-151/161 WARRIOR
AIRPLANE PARTS CATALOG

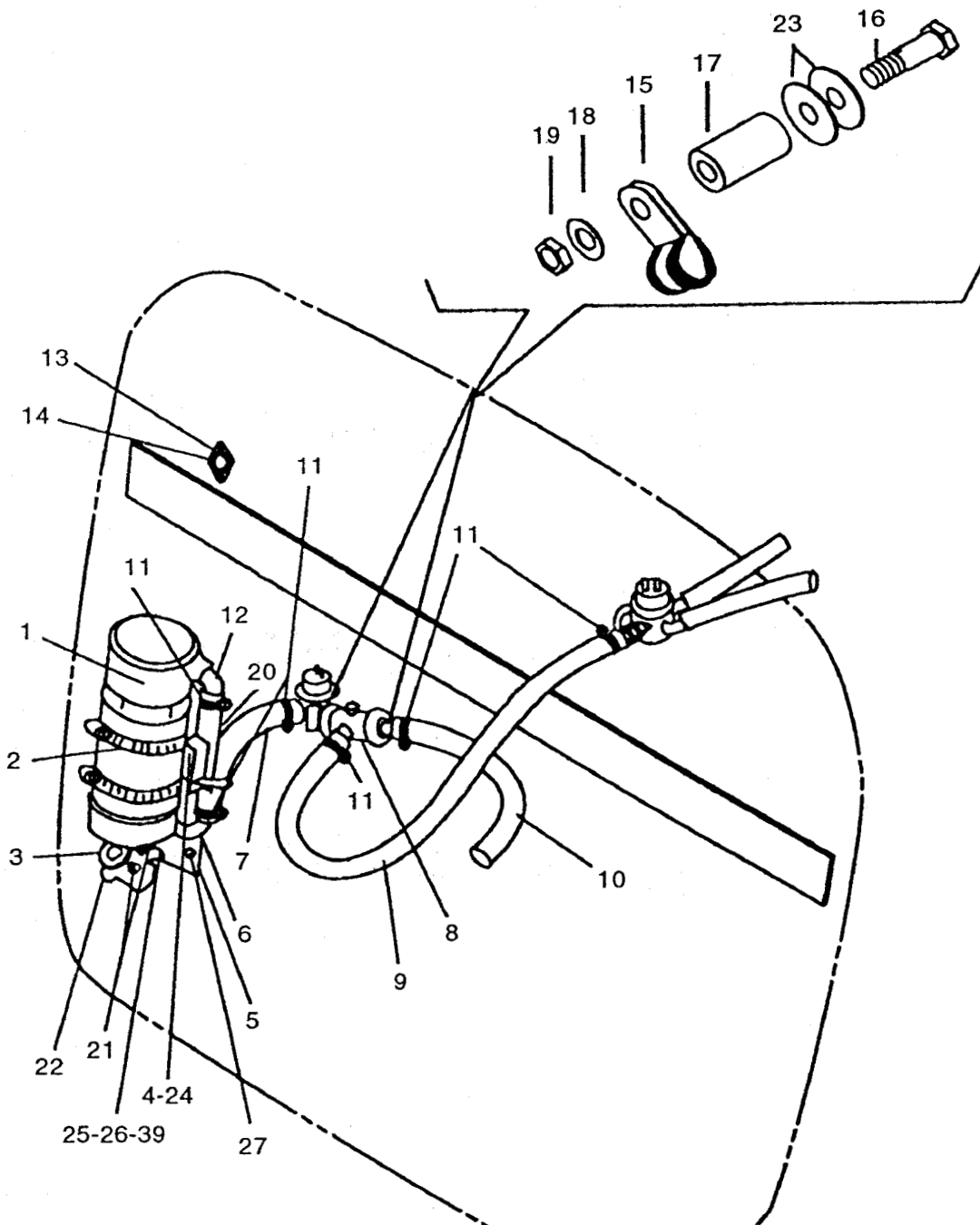


Figure 41B. Auxiliary Vacuum System Installation (1 of 2)

PIPER AIRCRAFT
PA-28-151/161 WARRIOR
AIRPLANE PARTS CATALOG

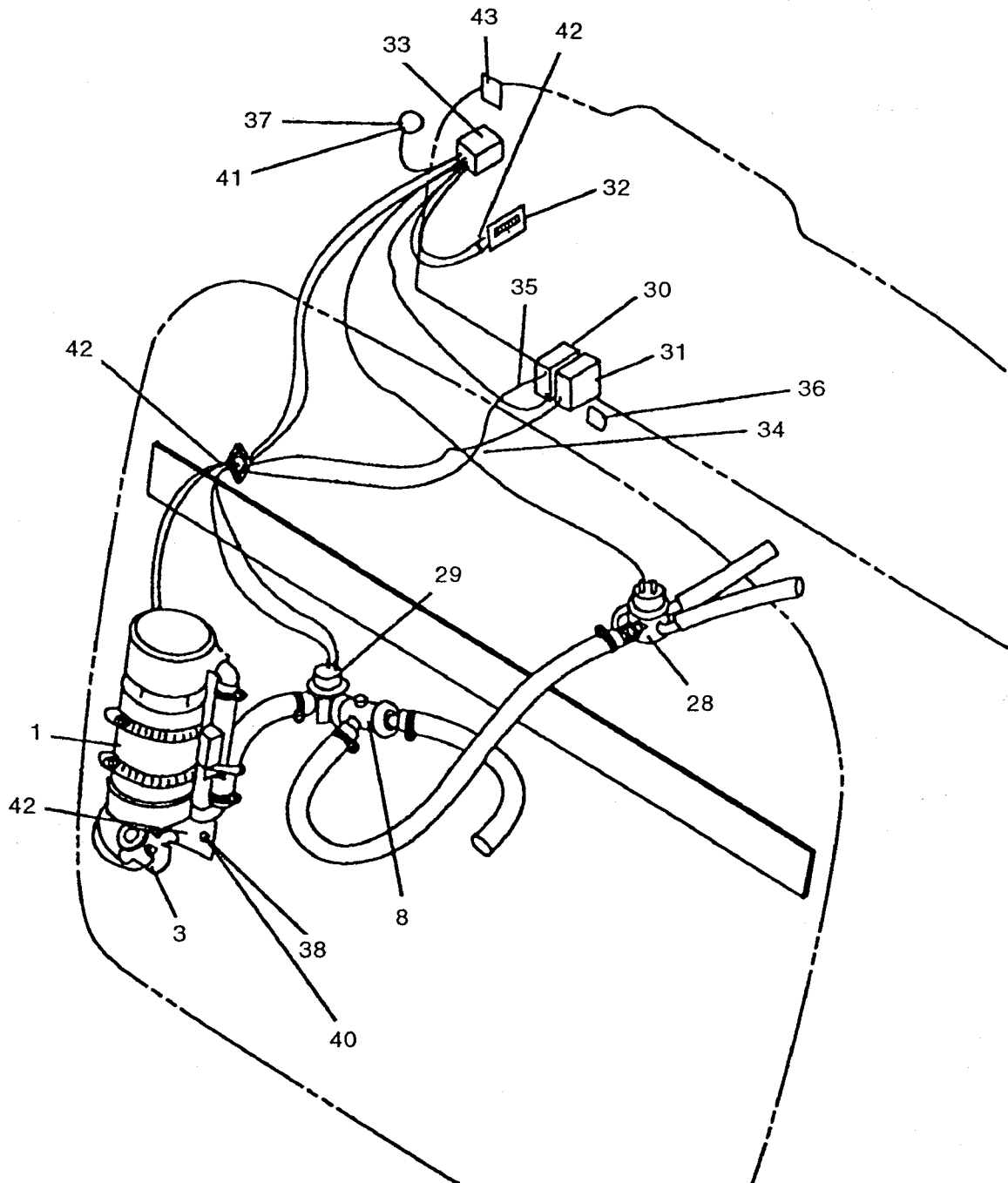


Figure 41B. Auxiliary Vacuum System Installation (2 of 2)

Reissued: December 1, 1989

**PIPER AIRCRAFT
PA-28-151/161 WARRIOR
AIRPLANE PARTS CATALOG**

CODE EXPLANATIONS FOR FIGURE 41B

- A - Used on 14 volt system only.
- B - Used on 28 volt system only.
- C - Part of Kit 566 524.
- D - Part of Kit 481 881.
- E - Either circuit breaker may be used.
- F - Not used on serial numbers 2816110 and up.

**PIPER AIRCRAFT
PA-28-151/161 WARRIOR
AIRPLANE PARTS CATALOG**

Figure and Index Number	Part Number	Code	Nomenclature	No. Req.	Serial Numbers Affected
41B-	87773		DRAWING - Auxiliary Vacuum Pump Installation		
	85386		DRAWING - Auxiliary Vacuum Pump Installation		2816110 and up
-1	765 551	A,C	AUXILIARY AIR PUMP - (4A3-1)	1	
	765 648	B,D	AUXILIARY AIR PUMP - (4A2-1)	1	2816110 and up
-2	654 186		CLAMP	2	
-3	762 669	A,C	RELAY - (F7-64-2)	1	
	762 681	B,D	RELAY - (F7-64-1)	1	2816110 and up
-4	754 895	C,D	FILTER ASSEMBLY - (F7-84-1)	1	
-5	87770-02	A	BRACKET ASSEMBLY	1	
	89244-02	B	BRACKET ASSEMBLY	1	2816110 and up
-6	458 958	C,D	ELBOW - (1K1-6-10)	1	
-7	84013-82		HOSE	1	
-8	761 821	C,D	MANIFOLD ASSEMBLY - (1H5-24)	1	
-9	84013-83		HOSE	1	
-10	84013-84		HOSE	1	
-11	554 659		CLAMP - (SAE TY F-8)	5	
-12	558 901		ELBOW - (1K1-6-8)	1	
-13	68771-10		GASKET	1	
-14	68770-08		GROMMET	2	
-15	454 977		CLAMP	2	
-16	411 536		SCREW - (MS35207-267)	2	
-17	82695-24		SPACER	2	
-18	407 584		WASHER - (AN960-10L)	4	
-19	404 835		NUT - (MS20364-1032C)	4	
-20	84013-81		HOSE	1	
-21	23969-02		NIPPLE	4	
-22	23969-03		NIPPLE	2	
-23	407 800		WASHER - (AN970-3)	4	
-24	415 332		SCREW - (MS27039-1-22)	1	
-25	401 307		BOLT - (AN4-4A)	2	
-26	404 888		NUT - (MS20365-428C)	2	
-27	404 829		NUT - (MS20364-632C)	1	
-28	492 240		VALVE - Suction regulating (2H3-19)	1	
-29	765 496		SWITCH - (F7-16-3)	1	
-30	454 709	E	CIRCUIT BREAKER - 20 Amp	1	
	454 743	E	CIRCUIT BREAKER - 20 Amp	1	
	454 797		CIRCUIT BREAKER - 20 Amp	1	2816110 and up
-31	454 706	E	CIRCUIT BREAKER - 5 Amp	1	
	454 668	E	CIRCUIT BREAKER - 5 Amp	1	
	454 738		CIRCUIT BREAKER - 5 Amp	1	2816110 and up
-32	765 014	A,C	ETI ASSEMBLY - (F7-97-1)	1	
	765 019	B,D	ETI ASSEMBLY - (F7-97-2)	1	2816110 and up
-33	87777-02	A	SWITCH ASSEMBLY	1	
	87777-08	B	SWITCH ASSEMBLY	1	2816110 and up
-34	87777-13		WIRE ASSEMBLY	1	
	87777-37		WIRE ASSEMBLY	1	2816110 and up
-35	87777-19		WIRE ASSEMBLY	1	
	87777-36		WIRE ASSEMBLY	1	2816110 and up
-36	87369-60	F	PLACARD - Aux vac system circuit breakers	1	
-37	407 128		WASHER - (AN-936-B10)	1	
-38	407 562		WASHER - (AN-960-6)	1	
	407 130		WASHER - (AN936-B6)	1	
-39	407 565		WASHER - (AN960-416)	2	
-40	415 520		SCREW - (MS35206-230)	1	
-41	411 530		SCREW - (MS35207-261)	1	
-42	587 690		STRAP - (MS3367-5-9)	6	
-43	765 553	C,D	PLACARD - Caution....(B4-203-1)	1	

When ordering, always specify Part Number, Description, and Serial Number of Aircraft

Revised: July 30, 1994

**PIPER AIRCRAFT
PA-28-151/161 WARRIOR
AIRPLANE PARTS CATALOG**

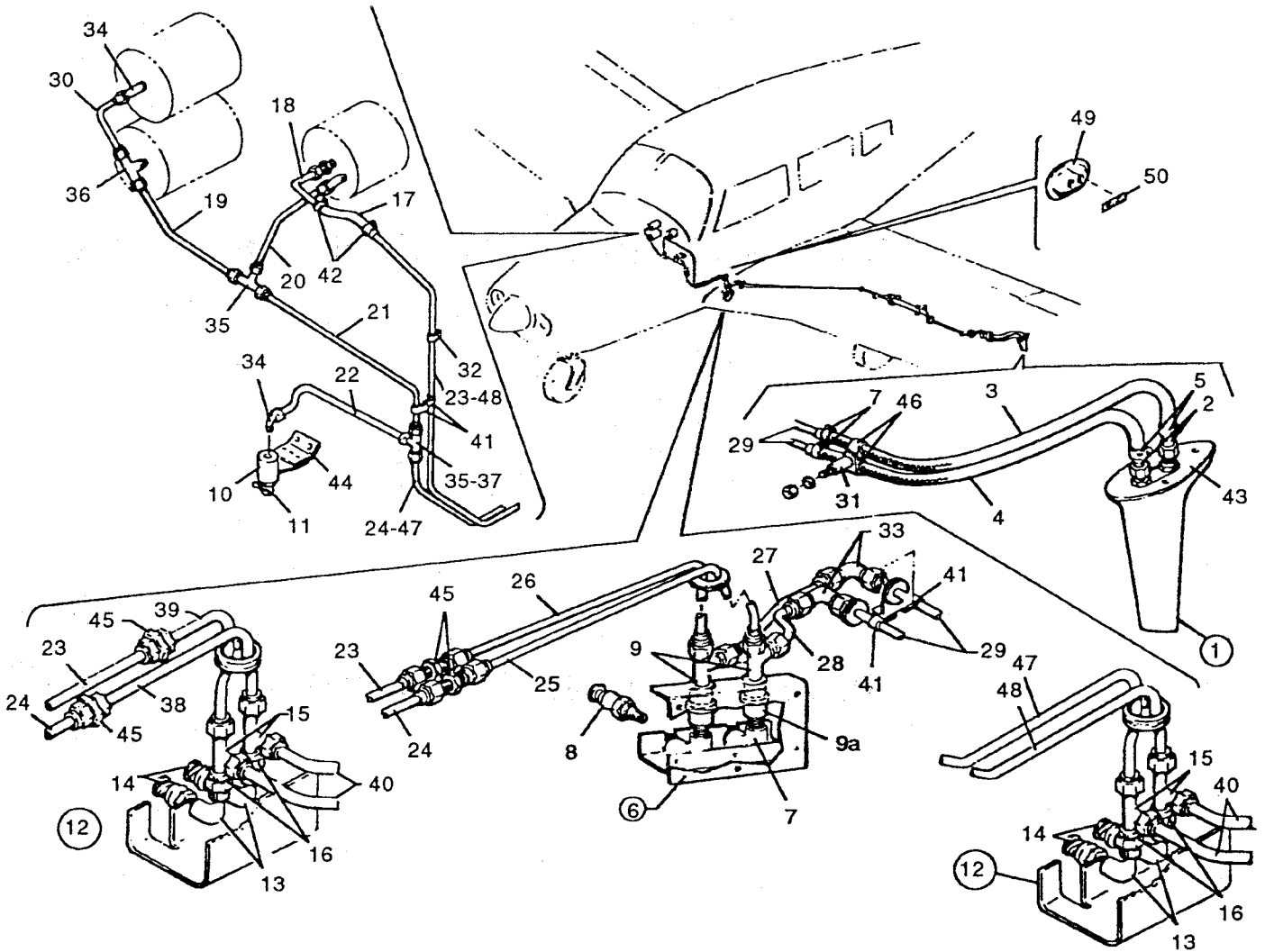


Figure 42. Pitot Static System Installation

**PIPER AIRCRAFT
PA-28-151/161 WARRIOR
AIRPLANE PARTS CATALOG**

CODE EXPLANATIONS FOR FIGURE 42

- A - Used if encoding altimeter is installed.
- B - Used if heated pitot head is installed.
- C - Used on PA-28-151 with serial numbers 28-7415001 and up, and PA-28-161 with serial numbers 28-7716001 thru 28-7716323.
- D - Used on 28 volt system.
- E - Used on PA-28-151 with serial numbers 28-7415001 and up, and PA-28-161 with serial numbers 28-7716001 thru 28-7916092.
- F - When ordering specify color red, blue/green, gold, black, green or "bark II".
- G - Used if Alternate Static System is installed.
- H - Used on PA-28-151 with serial numbers 28-7415001 and up, and PA-28-161 with serial numbers 28-7716001 thru 28-8216059.

PIPER AIRCRAFT PA-28-151/161 WARRIOR AIRPLANE PARTS CATALOG

Figure and Index Number	Part Number	Code	Nomenclature	No. Req.	Serial Numbers Affected
42-	35493		DRAWING - Pitot Static System Installation		
-1	65797-07		HEAD ASSEMBLY - Pitot (unheated)	1	
	69041-07	H	HEAD ASSEMBLY - Pitot (heated)	1	
	464 356	H	HEATER CARTRIDGE	1	
	464 357	H	HEATER CARTRIDGE	1	
	96392-05		HEAD ASSEMBLY - Pitot (heated)	1	28-8216060 and up
	96392-805	D	HEAD ASSEMBLY - Pitot (heated)	1	
	96392-810	D	HEAD ASSEMBLY - Pitot (heated)	1	2816110 and up
	464 441	D	HEATER CARTRIDGE	1	
	464 440	D	HEATER CARTRIDGE	1	
-2	556 105		* CONNECTOR - (1068 x 4)	2	
-3	63913-123		* HOSE - Pitot	1	
-4	63913-122		* HOSE - Pitot	1	
-5	554 861		* CLAMP - (SAE TY F-4)	2	
-6	35574-00	C	SUMP ASSEMBLY - Pitot Static	1	
-7	35696-02	C	* ELBOW - Pitot static	2	
-8	492 241	C	* VALVE - (PS50036-2-2)	2	
-9	488 310	C	* TEE - (AN826-3D)	2	
-9a	455 173	C	* COUPLING - (AN910-1D)	2	
-10	96143-00		VALVE ASSEMBLY - Static air vent	1	
-11	492 100		* VALVE - (CCA-7450)	1	
-12	37994-02		SUMP ASSEMBLY - Pitot static	1	28-7816001 and up
-13	35696-02		* ELBOW - Pitot static	2	28-7816001 and up
-14	492 241		* VALVE - (PS50036-2-2)	2	28-7816001 and up
-15	488 310		* TEE - (AN826-3D)	2	28-7816001 and up
-16	455 173		* COUPLING - (AN910-1D)	2	28-7816001 and up
-17	63913-106		HOSE - Pitot pressure	1	
-18	63207-00		TUBE - Pitot	1	
-19	67700-65		TUBE ASSEMBLY - Pitot static	1	
-20	67700-66		TUBE ASSEMBLY - Pitot static	1	
-21	67700-67		TUBE ASSEMBLY - Pitot static	1	
-22	67700-172		TUBE ASSEMBLY - Pitot static	1	
-23	67700-69	E	TUBE ASSEMBLY - Pitot pressure	1	
-24	67700-70	E	TUBE ASSEMBLY - Pitot static	1	
-25	67700-71	C	TUBE ASSEMBLY - Pitot static	1	
-26	67700-72	C	TUBE ASSEMBLY - Pitot pressure	1	
-27	67700-73	C	TUBE ASSEMBLY - Pitot pressure	1	
-28	67700-74	C	TUBE ASSEMBLY - Pitot static	1	
-29	67700-80	C	TUBE ASSEMBLY - Pitot static	2	
-30	95153-101		TUBE ASSEMBLY - Pitot static	1	
	95153-158	A	TUBE ASSEMBLY - Pitot static	1	
-31	63900-25		BUSHING	1	
-32	554 953		CLAMP - (PS10017-8-3)	1	
-33	458 879	C	ELBOW - (AN821-3D)	2	
-34	458 893		ELBOW - (AN822-3D)	4	
-35	488 315	G	TEE - (AN824-3D)	2	
-36	488 380		TEE - (AN825-3D)	1	
	491 059		UNION - (AN832-3D)	1	
-37	491 059		UNION - (AN832-3D)	1	
-38	67700-183		TUBE ASSEMBLY - Pitot static	1	28-7816001 thru 28-7916092
-39	67700-184		TUBE ASSEMBLY - Pitot pressure	1	28-7816001 thru 28-7916092
-40	67700-403		TUBE ASSEMBLY - Pitot static	2	28-7816001 and up
-41	454 928		CLAMP - (PS10017-2-3)	6	
-42	554 861		CLAMP - (SAE TY F-4)	6	
-43	69042-02		GASKET - Pitot head	1	
	69042-00	B	GASKET - Pitot head	1	
-44	78113-00		CLIP ASSEMBLY - Alternate static source	1	
-45	491 049	E	UNION - (AN815-3D)	2	
-46	454 929		CLAMP - (PS10017-2-4)	4	
-47	67700-301		TUBE ASSEMBLY - Pitot static	1	28-7916093 and up
-48	67700-300		TUBE ASSEMBLY - Pitot pressure	1	28-7916093 and up
-49	35507-02	F	COVER ASSEMBLY - Pitot static drain	1	
-50	69669-115		* PLACARD - Pitot drain	1	

When ordering, always specify Part Number, Description, and Serial Number of Aircraft

**PIPER AIRCRAFT
PA-28-151/161 WARRIOR
AIRPLANE PARTS CATALOG**

THIS PAGE INTENTIONALLY LEFT BLANK

**PIPER AIRCRAFT
PA-28-151/161 WARRIOR
AIRPLANE PARTS CATALOG**

THIS PAGE INTENTIONALLY LEFT BLANK

PIPER AIRCRAFT
PA-28-151/161 WARRIOR
AIRPLANE PARTS CATALOG

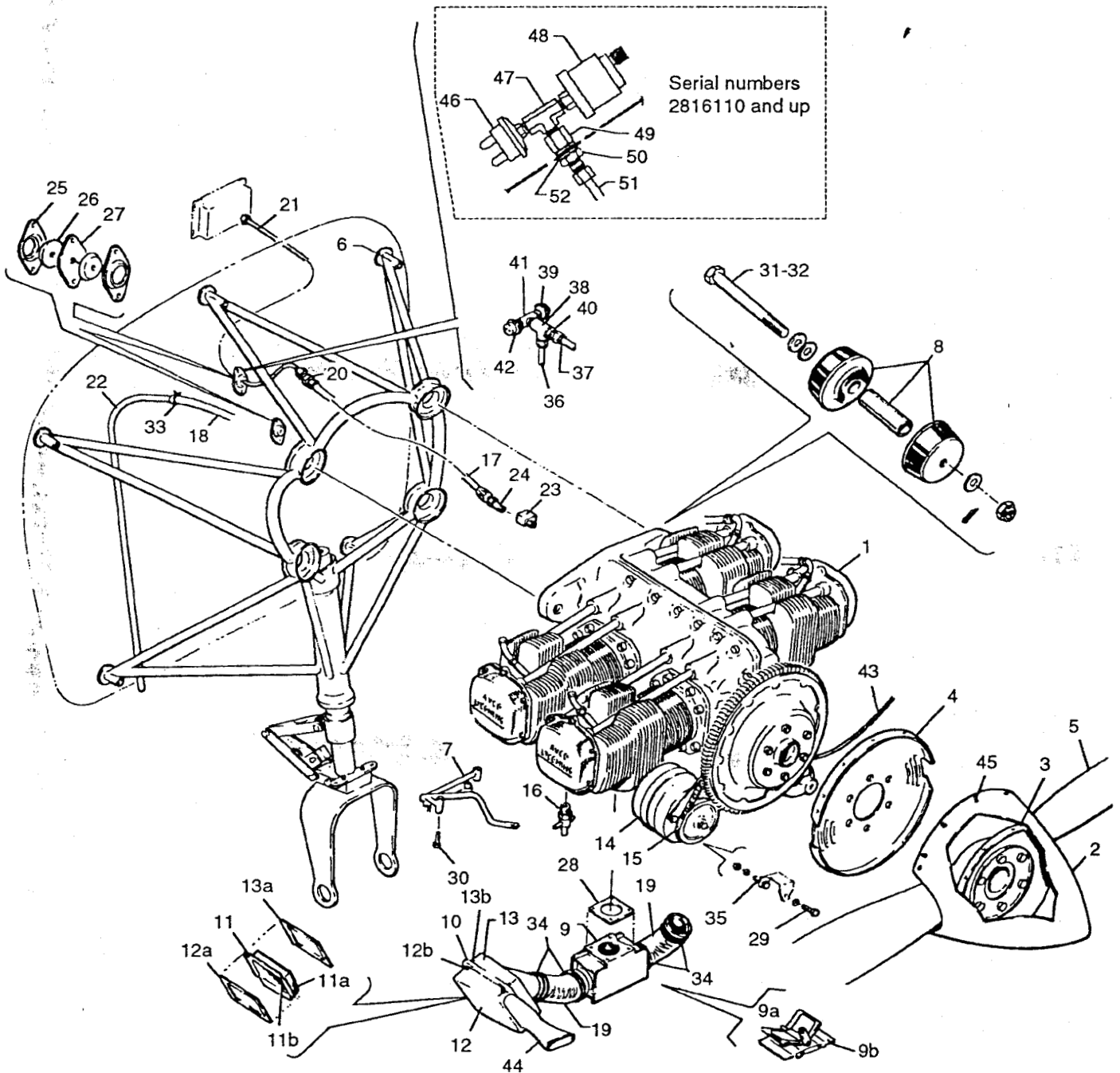


Figure 43. Power Plant Installation

**PIPER AIRCRAFT
PA-28-151/161 WARRIOR
AIRPLANE PARTS CATALOG**

CODE EXPLANATIONS FOR FIGURE 43

- A - Secure from Textron Lycoming, Williamsport, Pennsylvania..
- B - See Figure 69 for component parts if a Prestolite alternator is installed. See Figure 70 for component parts if a Chrysler alternator is installed. Component parts breakdown not yet available for 763 062 Alternator.
- C - See Figure 61 if air conditioning is installed on PA-28-161.
- D - Used on PA-28-151 with serial numbers 28-7415001, 28-7415002, 28-7415004 thru 28-7415421.
- E -
- F - Used on PA-28-161 only.
- G -
- H - Used on PA-28-151 with serial numbers 28-7515001 and up, and PA-28-161 with serial numbers 28-7716001 thru 2816109.
- J - Used on PA-28-161 with serial numbers 28-7816001 and up if air conditioning is installed.
- K - Used on PA-28-151 with serial numbers 28-7415001 thru 28-7715314 and on PA-28-161 with serial numbers 28-7716001 thru 28-7816695.
- L - Used only with carburetor air boxes that incorporate an aluminum flapper valve assembly.
- M - Used if engine hour meter is installed.
- N - Used on PA-28-161 with serial numbers 28-7916001 and up. When ordering for serial numbers 28-7916001 thru 28-8116039, ascertain if Part II of Service Letter 899 has been complied with (front spinner bulkhead is attached to spinner with eight screws) If Part II has been complied with, order spinner only if Part II has not been complied with, order one spinner P/N 36850-08, one front spinner bulkhead P/N 87325-05, eight screws P/N 415 379 and eight washers P/N 494 227.
- P - Used on PA-28-151 with serial numbers 28-7415001 and up, and PA 28-161 with serial numbers 28-7716001 thru 28-8116175, 28-8116177 thru 28-8216236.
- Q - Used on PA-28-151 with serial numbers 28-7415001 and up, and PA 28-161 with serial numbers 28-7716001 thru 28-8216236.
- R - Used on PA-28-161 with serial numbers 28-7916001 and up When ordering for serial numbers 28-7916001 thru 28-8116039, ascertain if Part II of Service Letter 899 has been complied with (front spinner bulkhead is attached to spinner with eight screws). If Part II has been complied with, order spinner bulkhead only if Part II has not been complied with, order one front spinner bulkhead P/N 87325-05, eight screws P/N 415 379, eight washers P/N 494 227 and modify existing spinner per Part II of Service Letter 899.

PIPER AIRCRAFT

PA-28-151/161 WARRIOR

AIRPLANE PARTS CATALOG

Figure and Index Number	Part Number	Code	Nomenclature	No. Req.	Serial Numbers Affected
43-	35106		DRAWING - Power Plant Installation		
	35127	K	DRAWING - Propeller and Spinner Installation, Sensenich		
	36851		DRAWING - Propeller and Spinner Installation, Sensenich		28-7916001 and up
	35483		DRAWING - Propeller and Spinner Installation, McCauley		
	35491		DRAWING - Induction Air System Installation		
-1	66703-12	A	ENGINE - Lycoming (O-320-E3D)	1	28-7415001 thru 28-7715314
	66703-12	A	ENGINE - Lycoming (O-320-D3G) with Slick magnetos	1	28-7716001 and up
	66703-13	A	ENGINE - Lycoming (O-320-D2A) with Bendix magnetos	1	28-7716001 and up
	66703-14	A	ENGINE - Lycoming (O-320-D3G) with Slick magnetos	1	2816110 and up
-2	35323-05	K	SPINNER - Propeller	1	
	36850-08	N	SPINNER - Propeller	1	
	35323-13	F	SPINNER - Propeller	1	
-3	35323-12	K	BULKHEAD ASSEMBLY - Spinner, front	1	
	87325-05	R	BULKHEAD ASSEMBLY - Spinner, front	1	
-4	587 330	K	BULKHEAD ASSEMBLY - Spinner, rear (PAC 35323-15)	1	
	553 599		BULKHEAD ASSEMBLY - Spinner, rear (PAC 36757-07)	1	28-7916001 and up
-5	550 949		PROPELLER - McCauley(1C160/EGM7653)	1	
	450 944		PROPELLER - Sensenich (74DM6-0-58)	1	
	550 972		PROPELLER - Sensenich (74DM6-0-60)	1	
-6	35122-20		MOUNT ASSEMBLY - Engine and nose gear strut	1	
-7	35379-00		SUPPORT ASSEMBLY - Engine controls	1	
-8	475 124		MOUNT - Engine (J9613-40) top left, bottom right	2	
	475 125		MOUNT - Engine (J9613-53) top right, bottom left	2	
-9	87328-02		BOX ASSEMBLY - Carburetor air	1	
	87328-03	J	BOX ASSEMBLY - Carburetor air	1	
-9a	87327-02	L	* VALVE ASSEMBLY - Carburetor air box	1	
	401 919		** MOUNT BOLTS - (AN74A-4)	4	
	434 179		** GROMMETS - (MS35489-41)	2	
	453 991		** BEARINGS - (PS10065-23)	2	
-9b	35515-06	L	* BOTTOM ASSEMBLY - Carburetor air box	1	
-10	35462-00		BOX ASSEMBLY - Carburetor air filter	1	
-11	35477-00		* FILTER ASSEMBLY - Carburetor air	1	
-11a	35468-00		** ELEMENT - Filter	1	
-11b	87349-02		** RETAINER - Filter	1	
-12	35463-00		* BOX ASSEMBLY - Air filter, lower	1	
-12a	35467-00		** SEAL - Air filter box	1	
-12b	484 322		** RECEPTACLE - (PS10077-2-62)	4	
	87349-03		RETAINER - Filter	1	
	87349-04		RETAINER - Filter	1	
-13	35464-00		* BOX ASSEMBLY - Air filter, upper	1	
-13a	35467-00		** SEAL - Air filter box	1	
-13b	587 505		** STUD - (PS10077-2-19)	4	
	587 320		** SPRING - (PS10077-2-60)	4	
	494 041		** WASHER - (PS10077-2-61)	4	
	484 482		** RETAINER - (PS10077-2-64)	4	
-14	763 062	B,C	ALTERNATOR - (Lycoming 32C19553, ElectroSystems ALU 8421LS)	1	2816110 and up
-15	564 852		BELT - Alternator	1	
-16	61879-02		VALVE ASSEMBLY - Oil drain	1	
-17	63901-27		HOSE ASSEMBLY - Flexible, oil pressure	1	
-18	63913-42		HOSE - Engine breather	1	
-19	99849-03		HOSE - Carburetor air	2	
-20	491 055		UNION - (AN815-4) Oil pressure	1	
-21	67700-42		TUBE ASSEMBLY - Oil pressure	1	28-7415001 thru 28-7415713
-22	62980-00	P	TUBE - Engine breather	1	
	62980-05		TUBE ASSEMBLY	1	
	62980-04		TUBE - Engine breather	1	28-8116176, 28-8316001 & up
	62980-06		SLEEVE - (RES-R4522) (187 146)	1	
	488 702		CABLE TIES - (MS3367-1-9)	5	

When ordering, always specify Part Number, Description, and Serial Number of Aircraft

Revised: July 30, 1994

**PIPER AIRCRAFT
PA-28-151/161 WARRIOR
AIRPLANE PARTS CATALOG**

Figure and Index Number	Part Number	Code	Nomenclature	No. Req.	Serial Numbers Affected
43-23	69301-00		ELBOW - Oil pressure	1	
-24	68778-00		ELBOW - Oil pressure	1	
-25	66789-00		PLATE - Firewall grommet	4	
-26	68770-18		GROMMET - Firewall seal	4	
-27	68771-06		GASKET - Firewall seal	2	
-28	73451-07		GASKET - Carburetor air box	1	
-29	400 209	D	BOLT - (AN6-14)	1	
	494 026	D	WASHER - (STD 33)	1	
	486 620	D	SHIM - (76534)	AR	
	407 587	D	WASHER - (AN960-616L)	AR	
	477 772	D	NUT - (STD 872)	2	
	480 776	D	COTTER PIN - (STD 713)	2	
-30	486 274		SCREW - (MS90725-15)	2	
	407 136		WASHER - (AN936-A416)	2	
	407 565		WASHER - (AN960-416)	2	
-31	401 543		BOLT - Top, engine to mount (AN7-43A)	2	
	407 568		WASHER - Engine mount (AN960-716)	2	
	404 891		NUT - Engine mount (MS20365-720C)	2	
-32	401 544		BOLT - Bottom, engine to mount (AN7-44A)	2	
	407 568		WASHER - Engine mount (AN960-716)	2	
	404 891		NUT - Engine mount (MS20365-720C)	2	
-33	454 837		CLAMP - Engine breather hose (SAE TY A-7/8)	2	
-34	554 800		CLAMP - (SAE TY A-3 3/16)	4	
-35	400 208	D	BOLT - (AN6-13)	1	
	494 026	D	WASHER - (STD 33)	1	
	486 620	D	SHIM - (76534)	AR	
	407 587	D	WASHER - (AN960-616L)	AR	
	477 772	D	NUT - (STD 872)	1	
	480 776	D	COTTER PIN - (STD 713)	1	
-36	67700-85	H	TUBE ASSEMBLY - Oil pressure, aft	1	
-37	67700-86	H	TUBE ASSEMBLY - Oil pressure, forward	1	
-38	79038-00	H	TEE - Bulkhead fitting	1	
-39	587 961	H	SWITCH - (M-4011-35)	1	
-40	407 591	H	WASHER - (AN960-716L)	1	
	477 629	H	NUT - (AN924-4)	1	
-41	588 469	M	TEE - (1/8 MMS-S)	1	
-42	587 990	M	SWITCH - (M-4006-4)	1	
-43	63862-31	Q	WIRE ASSEMBLY - Starter to starter solenoid	1	
-44	35486-00		DUCT - Carburetor air intake	1	
-45	415 379		SCREW - (MS51958-63)	18	
	494 227		WASHER - (PS10063-2)	18	
-46	85342-02		SWITCH - Oil pressure	1	2816110 and up
-47	588 469		TEE - (1/8 MMS-S)	1	2816110 and up
-48	86684-02		SENDER - Oil pressure	1	2816110 and up
-49	557 580		CONNECTOR - Bulkhead (4-WGTX-S)	1	2816110 and up
-50	477 629		NUT - (AN924-4)	1	2816110 and up
-51	67700-86		TUBE ASSEMBLY	1	2816110 and up
-52	407 591		WASHER - (AN960-716L)	2	2816110 and up

When ordering, always specify Part Number, Description, and Serial Number of Aircraft

PIPER AIRCRAFT
PA-28-151/161 WARRIOR
AIRPLANE PARTS CATALOG

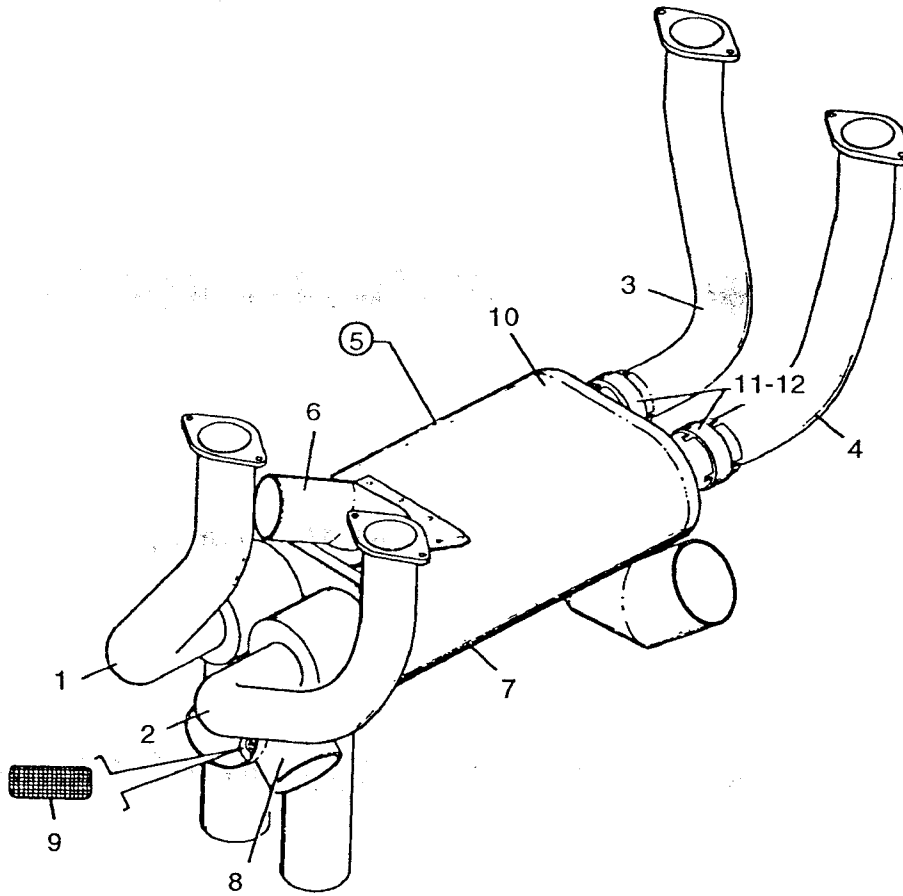


Figure 44. Engine Exhaust System Installation

Reissued: December 1, 1989

**PIPER AIRCRAFT
PA-28-151/161 WARRIOR
AIRPLANE PARTS CATALOG**

CODE EXPLANATIONS FOR FIGURE 44

A - Used on PA-28-151 with serial numbers 28-7415001 and up, and PA-28-161 with serial numbers 28-7716001 thru 7716323.

PIPER AIRCRAFT PA-28-151/161 WARRIOR AIRPLANE PARTS CATALOG

Figure and Index Number	Part Number	Code	Nomenclature	No. Req.	Serial Numbers Affected
44-	35136		DRAWING - Engine Exhaust System Installation		
-1	35300-00		STACK ASSEMBLY - Left front	1	
-2	35301-00		STACK ASSEMBLY - Left rear	1	
-3	62230-00	A	STACK ASSEMBLY - Right front	1	
	37922-02		STACK ASSEMBLY - Right front	1	28-7816001 and up
-4	62232-00		STACK ASSEMBLY - Right rear	1	
-5	35302-02		MUFFLER ASSEMBLY - Complete	1	28-7415001 thru 28-7715314
	35302-03		MUFFLER ASSEMBLY - Complete	1	28-7716001 thru 28-8616057 and 2816001 and up
-6	66894-03		* MUFFLER ASSEMBLY	2	
-7	35303-02		* SHROUD ASSEMBLY - Muffler, bottom	1	
-8	35631-00		** SHROUD ASSEMBLY - Muffler, takeoff	1	
-9	35631-04		*** SCREEN	1	
-10	99568-02		* SHROUD ASSEMBLY - Muffler, top	1	28-7415001 thru 28-7715314
	99568-03		SHROUD ASSEMBLY - Muffler, top	1	28-7716001 thru 28-8616057 and 2816001 and up
-11	63243-02		CLAMP ASSEMBLY - Exhaust stack	2	
-12	400 103		BOLT - (AN4-6)	2	
	407 565		WASHER - (AN960-416)	4	
	404 101		NUT - (AN310-4)	2	
	424 051		COTTER PIN - (MS24665-132)	2	

When ordering, always specify Part Number, Description, and Serial Number of Aircraft

Reissued: December 1, 1989

PIPER AIRCRAFT
PA-28-151/161 WARRIOR
AIRPLANE PARTS CATALOG

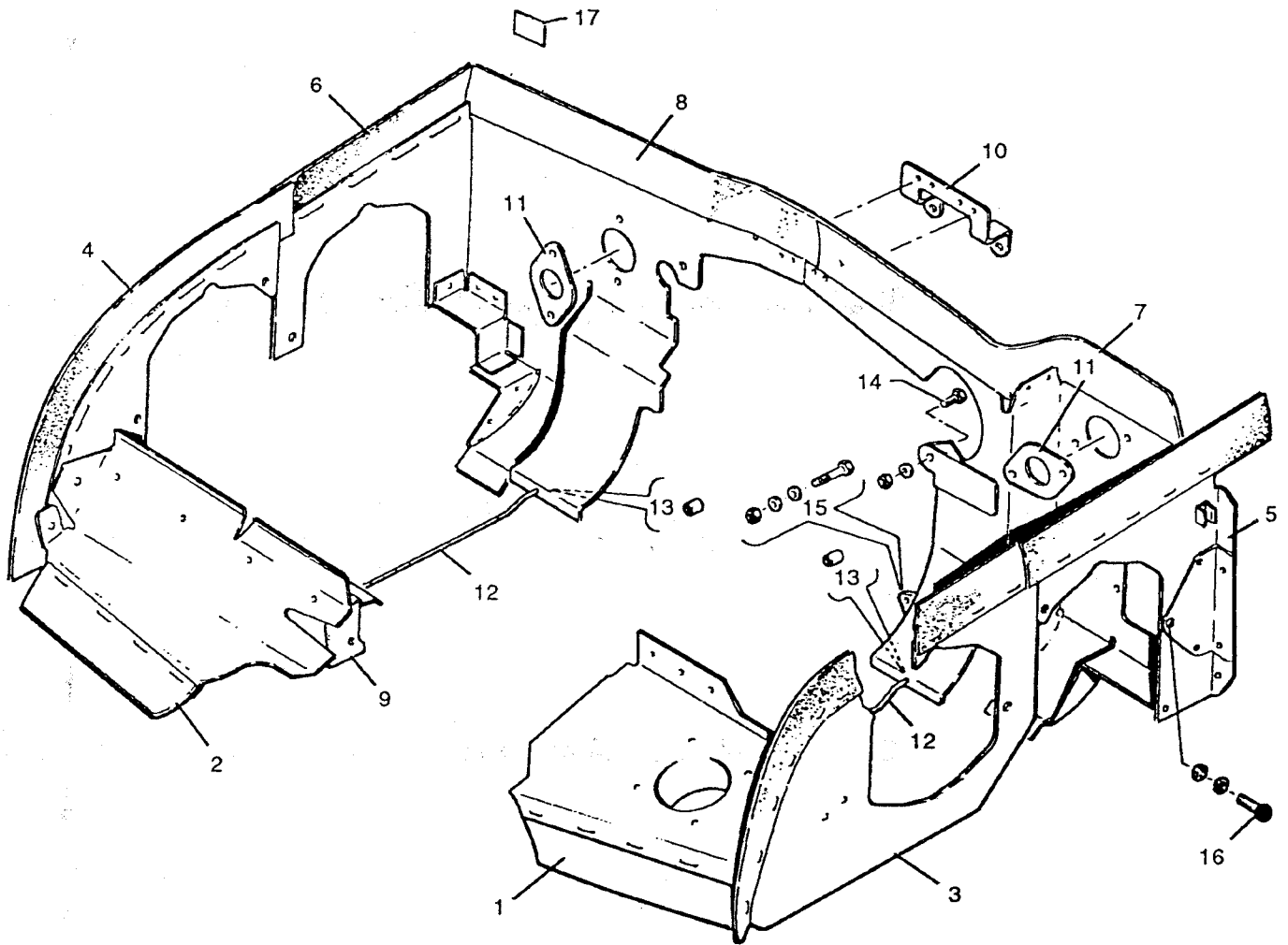


Figure 45. Engine Baffle Installation

**PIPER AIRCRAFT
PA-28-151/161 WARRIOR
AIRPLANE PARTS CATALOG**

CODE EXPLANATIONS FOR FIGURE 45

- A - Used on PA-28-151 with serial numbers 28-7415001, 28-7415002, 28-7415004 thru 28-7415421.
- B - Used on PA-28-151 with serial numbers 28-7415003, 28-7415422 and up, and PA-28-161 with serial numbers 28-7716001 thru 28-7716323.
- C - Used on PA-28-151 with serial numbers 28-7415001 and up, and PA-28-161 with serial numbers 28-7716001 thru 28-7716323.
- D - Used on PA-28-151 with serial numbers 28-7415001 and up, and PA-28-161 with serial numbers 28-7716001 thru 28-8116175, 28-8116177 thru 28-8216236.

**PIPER AIRCRAFT
PA-28-151/161 WARRIOR
AIRPLANE PARTS CATALOG**

Figure and Index Number	Part Number	Code	Nomenclature	No. Req.	Serial Numbers Affected
45-	35137		DRAWING - Engine Baffle Installation		
-1	35341-00	C	BAFFLE ASSEMBLY - Left front	1	
	35341-02		BAFFLE ASSEMBLY - Left front	1	28-7816001 and up
-2	35342-00	A	BAFFLE ASSEMBLY - Right front	1	
	35342-04	B	BAFFLE ASSEMBLY - Right front	1	
	35342-06	C	BAFFLE ASSEMBLY - Right front	1	28-7816001 and up
-3	35343-00		BAFFLE ASSEMBLY - Left side, front	1	
-4	35344-00		BAFFLE ASSEMBLY - Right side, front	1	
-5	35345-03	D	BAFFLE ASSEMBLY - Left side, rear	1	
	35345-04		BAFFLE ASSEMBLY - Left side, rear	1	28-8116176 and 28-8316001 and up
-6	35346-00		BAFFLE ASSEMBLY - Right side, rear	1	
-7	35399-00	D	BAFFLE ASSEMBLY - Left, rear	1	
	35399-08		BAFFLE ASSEMBLY - Left, rear	1	28-8116176 and 28-8316001 and up
-8	35412-00		BAFFLE ASSEMBLY - Right, rear	1	
-9	35490-00	C	BAFFLE ASSEMBLY - Right front	1	
	35490-02		BAFFLE ASSEMBLY - Right front	1	28-7816001 and up
-10	63605-00		BRACKET - Rear baffle reinforcement	1	
-11	99679-00		PLATE - Baffle magneto harness	2	
-12	87392-02		TIE ROD - Baffle assembly	2	
-13	63900-14		BUSHING - Baffle tie rod	2	
-14	400 002		BOLT - (AN4-5A)	1	
	407 585		WASHER - (AN960-416L)	1	
	404 836		NUT - (MS20364-428C)	1	
-15	401 312		BOLT - (AN4-12A)	1	
	407 565		WASHER - (AN960-416)	2	
	404 888		NUT - (MS20365-428C)	1	
-16	418 420		SCREW - Cap (1/4 x 20 NC-3 x 1/2)	10	
	407 136		WASHER - Lock (AN936-A416)	10	
	407 565		WASHER - (AN960-416)	10	
-17	87338-02		PLACARD - Oil spec	1	

When ordering, always specify Part Number, Description, and Serial Number of Aircraft

PIPER AIRCRAFT
PA-28-151/161 WARRIOR
AIRPLANE PARTS CATALOG

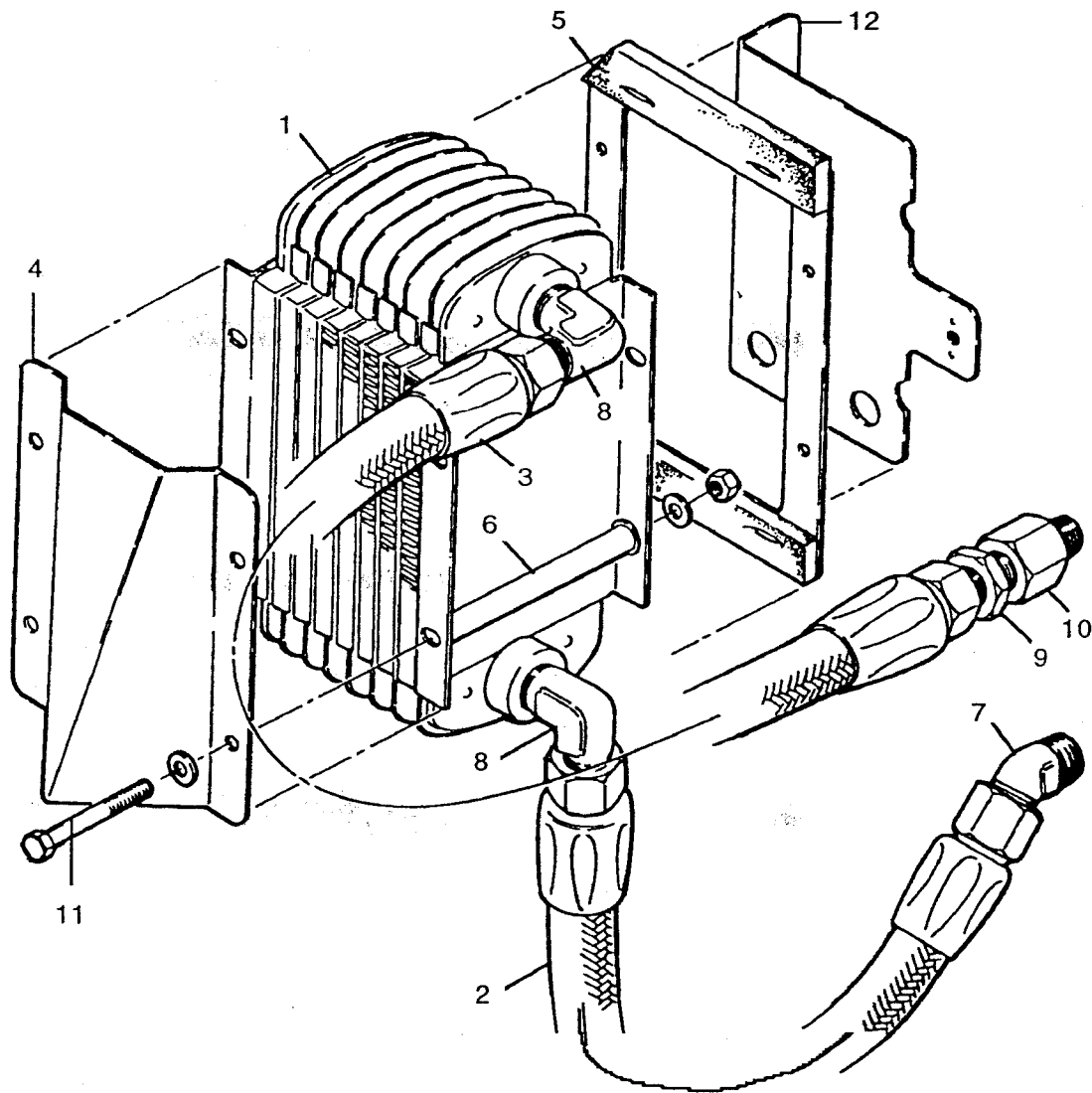


Figure 46. Oil Cooler Installation

Reissued: December 1, 1989

**PIPER AIRCRAFT
PA-28-151/161 WARRIOR
AIRPLANE PARTS CATALOG**

CODE EXPLANATIONS FOR FIGURE 46

**PIPER AIRCRAFT
PA-28-151/161 WARRIOR
AIRPLANE PARTS CATALOG**

Figure and Index Number	Part Number	Code	Nomenclature	No. Req.	Serial Numbers Affected
46-	35139		DRAWING - Oil Cooler Installation		
-1	18622-00		COOLER ASSEMBLY - Oil	1	
-2	63901-49		HOSE ASSEMBLY - Oil cooler inlet	1	
-3	63901-34		HOSE ASSEMBLY - Oil cooler outlet	1	
-4	35449-00		DEFLECTOR - Oil cooler	1	
-5	35448-00		SEAL ASSEMBLY - Oil cooler	1	
-6	86062-94		TUBE - Spacer	4	
-7	458 855		ELBOW - (AN823-8)	1	
-8	458 898		ELBOW - (AN822-8D)	2	
-9	476 688		NIPPLE - (AN816-8)	1	
-10	451 855		ADAPTER - (W/H 3200 x 6)	1	
-11	400 464		BOLT - (AN3-41A)	4	
	407 584		WASHER - (AN960-10L)	16	
	404 887		NUT - (MS20365-1032C)	4	
-12	35453-00		WINTERIZATION KIT ASSEMBLY - Oil cooler	1	

When ordering, always specify Part Number, Description, and Serial Number of Aircraft

Reissued: December 1, 1989

PIPER AIRCRAFT
PA-28-151/161 WARRIOR
AIRPLANE PARTS CATALOG

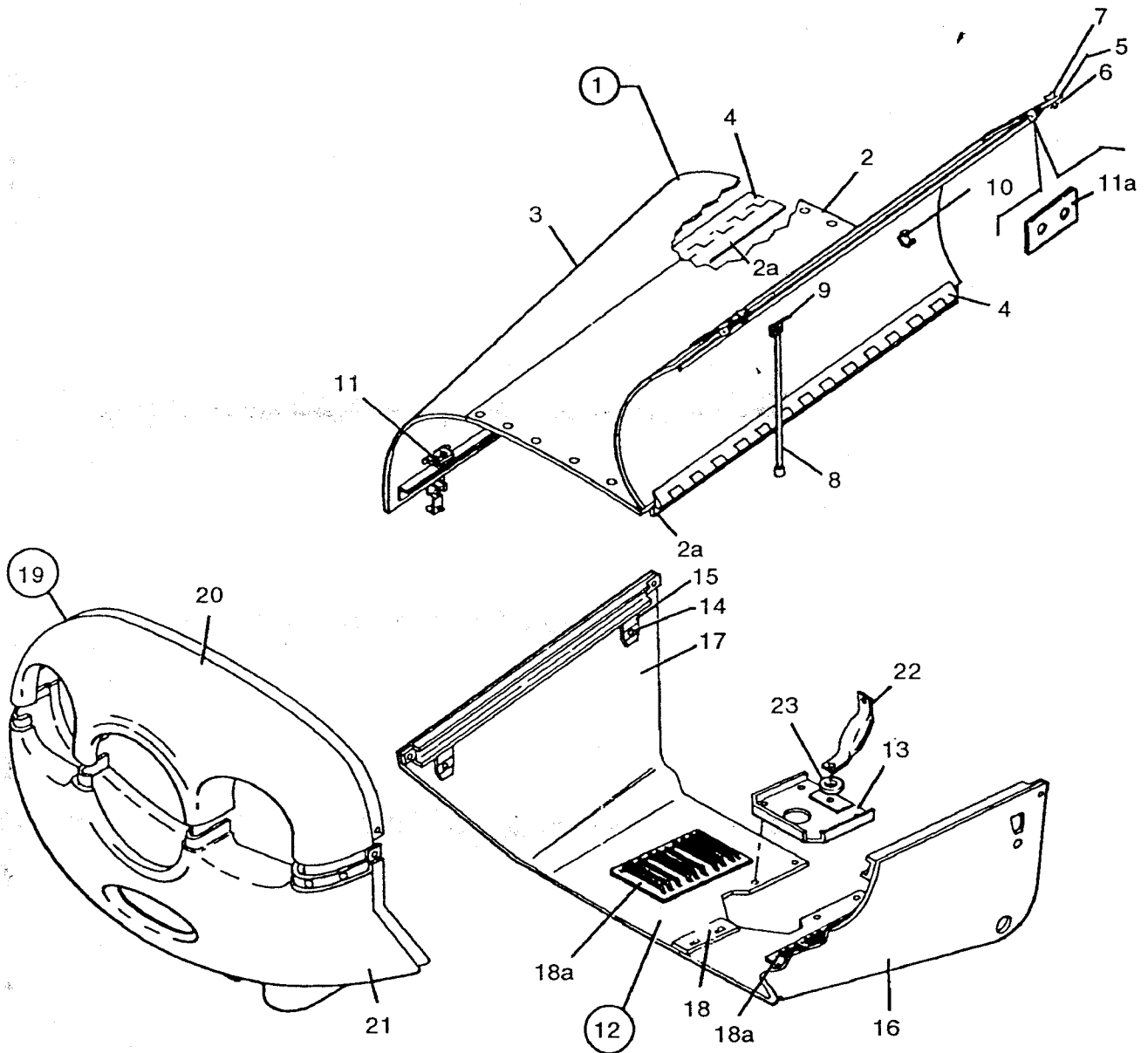


Figure 47. Engine Cowl Installation

**PIPER AIRCRAFT
PA-28-151/161 WARRIOR
AIRPLANE PARTS CATALOG**

CODE EXPLANATIONS FOR FIGURE 47

- A - Used on PA-28-151 with serial numbers 28-7415001 and up, and PA-28-161 with serial numbers 28-7716001 thru 28-7716323.
- B - Used on PA-28-161 with serial numbers 28-7816001 thru 28-8116175 and 28-8116177 thru 28-8216236.

PIPER AIRCRAFT

PA-28-151/161 WARRIOR

AIRPLANE PARTS CATALOG

Figure and Index Number	Part Number	Code	Nomenclature	No. Req.	Serial Numbers Affected
47-	35128		DRAWING - Cowl Installation		
-1	35199-00	A	COWL ASSEMBLY - Engine top, complete	1	
	35199-08		COWL ASSEMBLY - Engine top, complete	1	28-7816001 and up
-2	35555-00		* COWL ASSEMBLY - Engine top, center	1	
-2a	35555-03		** HINGE HALF - Right	1	
	35555-04		** HINGE HALF - Left	1	
-3	35558-00	A	* COWL ASSEMBLY - Engine side, left	1	
	35558-03		* COWL ASSEMBLY - Engine side, left	1	28-7816001 and up
	35557-00	A	* COWL ASSEMBLY - Engine side, right	1	
	35557-04		* COWL ASSEMBLY - Engine side, right	1	28-7816001 and up
-4	35555-03		** HINGE HALF - Left	1	
	35555-04		** HINGE HALF - Right	1	
-5	66547-00		** FASTENER ASSEMBLY - Engine cowl	4	
-6	484 428		*** RETAINER - (85-34-101-20)	1	
-7	487 718		*** STUD - (5-W-180)	1	
-8	62179-00		** ROD ASSEMBLY - Cowl support	2	
-9	62180-00		** CLIP - Cowl rod support	2	
-10	554 753		** CLIP - Cowl rod catch (127002)	2	
-11	400 438		** BOLT - (AN3-4A) .53 long	8	
	401 266		** BOLT - (AN3-5A) .65 long	8	
	407 584		** WASHER - (AN960-10L)	AR	
	404 887		** NUT - (MS20365-1032C)	8	
-11a	79469-00		** PLATE - Cowl	2	
-12	35415-00	A	COWL ASSEMBLY - Engine bottom, complete	1	
	35415-08	B	COWL ASSEMBLY - Engine bottom, complete	1	
	35415-13		COWL ASSEMBLY - Engine bottom, complete	1	28-8116176 and 28-8316001 and up
-13	35273-00		* PLATE ASSEMBLY - Lower cowl closure	1	
-14	484 291		* RECEPTACLE - (5-295)	4	
-15	65889-00		* CUP - Cowl fastener	4	
-16	35415-05	A	* COWL ASSEMBLY - Nose, left	1	
	35415-09	B	* COWL ASSEMBLY - Nose, left	1	
	35415-14		* COWL ASSEMBLY - Nose, left	1	28-8116176 and 28-8316001 and up
-17	35415-06	A	* COWL ASSEMBLY - Nose, right	1	
	35415-10	B	* COWL ASSEMBLY - Nose, right	1	
	35415-15		* COWL ASSEMBLY - Nose, right	1	28-8116176 and 28-8316001 and up
-18	35415-07		** DOUBLER ASSEMBLY - Cowl, bottom	1	
-18a	36805-02		* LOUVER - Bottom cowl	2	28-8116176 and 28-8316001 and up
-19	35193-00	A	COWL ASSEMBLY - Nose	1	
	35699-30		COWL ASSEMBLY - Nose	1	28-7816001 and up
-20	35193-02	A	* COWL ASSEMBLY - Nose, upper	1	
	35699-02		* COWL ASSEMBLY - Nose, upper	1	28-7816001 and up
-21	35193-03	A	* COWL ASSEMBLY - Nose, lower	1	
	35699-03		* COWL ASSEMBLY - Nose, lower	1	28-7816001 and up
-22	35575-00		SUPPORT ASSEMBLY - Lower cowl	1	
-23	80022-104		WASHER - (.62 O.D. x .062 thick)	1	

When ordering, always specify Part Number, Description, and Serial Number of Aircraft

**PIPER AIRCRAFT
PA-28-151/161 WARRIOR
AIRPLANE PARTS CATALOG**

CODE EXPLANATIONS FOR FIGURE 48

- A - Used if a 2.72 L. quadrant adjusting handle (P/N 66773-00) is installed.
- B - Used if a 2.94 L. quadrant adjusting handle (P/N 63039-04) is installed.

**PIPER AIRCRAFT
PA-28-151/161 WARRIOR
AIRPLANE PARTS CATALOG**

Figure and Index Number	Part Number	Code	Nomenclature	No. Req.	Serial Numbers Affected
48-	35129		DRAWING - Engine Controls Installation		
-1	65850-00		QUADRANT ASSEMBLY - Control	1	
-2	67223-00		* LEVER ASSEMBLY - Throttle	1	
-3	67212-00		** KNOB - Throttle lever	1	
-4	67214-00		* LEVER - Mixture control	1	
-5	24048-00		* KNOB - Mixture control (571 044)	1	
-6	400 749	A	* BOLT - (AN25-52)	1	
	400 171	B	* BOLT - (AN5-30)	1	
-7	67215-03		* BRACKET ASSEMBLY - Quadrant,	1	
	67216-00		* BRACKET ASSEMBLY - Quadrant,	1	
-8	66773-00		* HANDLE - Quadrant adjusting (2.72" L.)	1	
	63039-04		* HANDLE - Quadrant adjusting (2.94" L.)	1	
-9	67218-00		* PLATE - Quadrant friction	2	
-10	67218-02		* PLATE - Quadrant friction	2	
-11	66774-00		* CAM - Quadrant adjusting	1	
-12	67221-00		* PIN - Quadrant, friction plate	1	
-13	68699-11		* SPACER - Quadrant	1	
-14	62833-46		* WASHER	1	
-15	407 586		* WASHER - (AN960-516L)	AR	
	404 394		* NUT - (AN320-5)	1	
	424 051		* COTTER PIN - (MS24665-132)	1	
-16	408 815		* WASHER - (3502-18-04)	2	
-17	415 448		* SCREW - (AN526-832R6)	1	
-18	414 694		* SCREW - (AN507-4R4)	2	
-19	406 345		* NUT - (A109-014-1)	2	
-20	455 350		CONTROL ASSEMBLY - Throttle (PS50146-13-6)	1	
-21	455 352		CONTROL ASSEMBLY - Mixture (PS50146-13-4)	1	
-22	554 093		CABLE ASSEMBLY - Carburetor heat (PS50146-1-4)	1	
-23	66835-00		CONTROL MOUNT - Carburetor heat	1	
-24	452 606		BEARING - (PS10020-16-2)	2	
-25	67206-02		SUPPORT ASSEMBLY - Engine control	1	
-26	67225-00		RETAINER - Engine controls	1	
-27	18219-02		CLAMP - Control cable	2	
-28	70371-06		FITTING - Swivel	1	
-29	554 757		CLEVIS - Carburetor heat control	1	
-30	488 327		TERMINAL - (AN665-21R)	2	
-31	407 041		WASHER - (MS35338-41)	1	
	404 224		NUT - (AN315-3R)	1	
-32	407 043		WASHER - (MS35338-43)	3	
	404 224		NUT - (AN315-3R)	3	
-33	400 674		SCREW - (AN23-12)	1	
	407 564		WASHER - (AN960-10)	2	
	404 100		NUT - (AN310-3)	1	
	424 051		COTTER PIN - (MS24665-132)	1	
-34	524 145		PIN - (MS20392-2C11)	2	
	407 584		WASHER - (AN960-10L)	2	
	424 051		COTTER PIN - (MS24665-132)	2	
-35	70371-05		STUD - Swivel fitting	1	
-36	407 564		WASHER - (AN960-10)	1	
	404 392		NUT - (AN320-3)	1	
	424 051		COTTER PIN - (MS24665-132)	1	
-37	63900-119		BUSHING - Mixture control fitting	1	

When ordering, always specify Part Number, Description, and Serial Number of Aircraft

Reissued: December 1, 1989

**PIPER AIRCRAFT
PA-28-151/161 WARRIOR
AIRPLANE PARTS CATALOG**

THIS PAGE INTENTIONALLY LEFT BLANK

**PIPER AIRCRAFT
PA-28-151/161 WARRIOR
AIRPLANE PARTS CATALOG**

CODE EXPLANATIONS FOR FIGURE 49

- A - Used on PA-28-151 with serial numbers 28-7517394 and up, and PA-28-161.
- B - Used if Engine Primer System is not installed.
- C - Used if Engine Primer System is installed.
- D - Used with 1/8" I.D. hose.
- E - Used with 3/16" I.D. hose.
- F - Used on PA-28-151 only.
- G - Used on PA-28-151 with serial numbers 28-7415001 and up, and PA-28-161 with serial numbers 28-7716001 thru 28-8216236.
- H - Used on PA-28-161 only.
- J - Used if Electric Primer System is installed.
- K - On airplanes with Electric Primer System installed, see Figure 65A for Electric Primer Switch.

**PIPER AIRCRAFT
PA-28-151/161 WARRIOR
AIRPLANE PARTS CATALOG**

Figure and Index Number	Part Number	Code	Nomenclature	No. Req.	Serial Numbers Affected
49-	35327		DRAWING - Engine Primer Installation		
	35328		DRAWING - Forward Fuel System Installation		
	89367		DRAWING - Electric Primer System Installation		2816110 and up
-1	451 103	K	PUMP - Primer (K2406-SAE-2)	1	
-2	35328-800		PUMP ASSEMBLY - Electric fuel, 14 volt	1	
	35328-803		PUMP ASSEMBLY - Electric fuel, 28 volt	1	
	481 666		* PUMP - Electric fuel, 14 volt	1	
	461 740		* PUMP - Electric fuel, 28 volt	1	
-2a	751 872		* GASKET - Cover (479136)	1	
-2b	751 799		* SCREEN - Filter (479135)	1	
-3	35715-03		GASCOLATOR ASSEMBLY - Fuel	1	
-4	14428-00		* COVER - Fuel strainer	1	
-5	63479-00		* BOWL ASSEMBLY - Gascolator	1	
-6	458 946		** ELBOW - (AN915-1D) Drain	1	
-7	492 312		** VALVE - (CCA-1550) Drain (CCA-36150)	1	
-8	35789-02		* SCREEN - Fuel strainer	1	
-9	462 049		* GASKET - (44 PA)	1	
-10	494 644		* WIRE - Bail (1 PAS)	1	
-11	580 887	B	* PLUG - (AN932-2)	1	
-12	476 678		* NIPPLE - (AN816-6)	1	
-13	14470-00		BRACKET - Primer tee	1	
-14	17766-06		HOSE ASSEMBLY - Flexible, primer line (1/8" I.D.)	1	
	63901-77		HOSE ASSEMBLY - Flexible, primer (3/16" I.D.)	1	
-15	63901-07		HOSE ASSEMBLY - Flexible, to pressure gauge	1	
-16	63901-57		HOSE ASSEMBLY - Flexible, electric pump to engine pump	1	
-17	63901-74		HOSE ASSEMBLY - Flexible	1	
18	69015-04		HOSE - Flexible, engine fuel pump vent	1	
-19	35457-00		TUBE ASSEMBLY - Fuel gascolator to electric pump	1	
-20	63806-00		TUBE ASSEMBLY - Primer	1	
-21	63807-00		TUBE ASSEMBLY - Primer	1	
-22	63824-06		TUBE ASSEMBLY - Primer	1	
-23	63825-06		TUBE ASSEMBLY - Primer	1	
-24	63837-00		TUBE ASSEMBLY - Primer	1	
-25	63838-00		TUBE ASSEMBLY - Primer	1	
-26	67700-55	G	TUBE ASSEMBLY - Fuel pressure to gauge	1	
	67700-396	H	TUBE ASSEMBLY - Fuel pressure to gauge	1	28-8316001 thru 2816109
-27	31197-00		JET ASSEMBLY - Primer	3	
-28	18321-00		PLATE - Fire wall seal	4	
-29	66789-00		PLATE - Fire wall seal	2	
-30	63915-14		DISC - Fire wall seal	2	
-31	63915-18		DISC - Fire wall seal	2	
-32	22105-02		GASKET - Fire wall seal	1	
-33	68771-06		GASKET - Fire wall seal	1	
-34	68770-18		GROMMET - Fire wall seal	2	
-35	62219-00		SPACER - Fuel pump mounting	1	
-36	66768-00		ELBOW - 45 degrees (restricted)	1	
-37	458 868		ELBOW - (MS20822-6)	1	
-38	458 871		ELBOW - (AN823-6)	1	
-39	458 936	F	ELBOW - (AN833-6)	1	28-7415001 thru 28-7515393
	558 830	A	ELBOW - (RAC2000-6)	1	
-40	458 864	F	ELBOW - (AN837-6)	1	28-7415001 thru 28-7515393
	558 831	A	ELBOW - (RAC4500-6)	1	
-41	458 948		ELBOW - (1K1-2-4)	1	
-42	451 872		ADAPTER - (W/H 3200 x 4 x 2)	1	

When ordering, always specify Part Number, Description, and Serial Number of Aircraft

Revised: July 30, 1994

**PIPER AIRCRAFT
PA-28-151/161 WARRIOR
AIRPLANE PARTS CATALOG**

Figure and Index Number	Part Number	Code	Nomenclature	No. Req.	Serial Numbers Affected
49-43	453 680		BUSHING - Reducer (AN912-1C)	1	
-44	460 651	C	CONNECTOR - (W/H 200 x 2)	1	
-45	35454-00		BRACKET ASSEMBLY - Gascolator	1	
-46	476 685		NIPPLE - (AN816-6-2)	1	
-47	476 705		NIPPLE - (C3069 x 4)	1	
-48	484 307		REDUCER - (AN919-2)	1	
-49	488 318	D	TEE - (AN824-2D)	1	
	588 436	E	TEE - (MS20825-2D)	1	
-50	588 391		TEE - (C3709 x 4)	1	
-51	460 652		TEE - (W/H 702 x 2)	1	
-52	491 048	D	UNION - (AN81 5-2D)	1	
	484 348	E	REDUCER - (AN919-0D)	1	
-53	477 631		NUT - (AN924-6)	1	
-54	462 060		O-RING - (MS29512-6)	1	
-55	18078-00	D	CLAMP - Primer tee	1	
	65429-02	E	CLAMP - Primer tee	1	
-56	21230-00		CLAMP - Primer line	1	
-57	80032-69		CLAMP - Primer line	1	
-58	455 173	E	COUPLING - (AN910-1D)	1	
-59	476 647	E	NIPPLE - (AN816-3D)	1	
-60	488 330	J	TEE - (AN825-6)	1	2816110 and up
-61	56958-28	J	HOSE ASSEMBLY - Flexible	1	2816110 and up
-62	553 685	J	BUSHING - (AN894-6-4)	1	2816110 and up
-63	476 686	J	NIPPLE - (AN816-4)	1	2816110 and up
-64	86875-04	J	VALVE ASSEMBLY - Solenoid (28 volt)	1	2816110 and up
	592 634	J	* VALVE - Solenoid (28 volt)	1	2816110 and up
-65	554 941	J	CLAMP	1	2816110 and up
-66	454 868	J	CLAMP	1	2816110 and up
-67	415 535	J	SCREW - (MS35206-245)	1	2816110 and up
	404 833	J	NUT - (MS20364-832C)	1	2816110 and up
	407 584	J	WASHER - (AN960-10L)	1	2816110 and up
-68	63901-81	J	HOSE ASSEMBLY - Flexible	1	2816110 and up
-69	476 697	J	ADAPTER - (AN816-3)	1	2816110 and up
-70	455 174	J	COUPLING - (3300 x 2)	1	2816110 and up
-71	486 439	J	SENDER - Pressure	1	2816110 and up
-72	554 845	J	CLAMP	1	2816110 and up
-73	454 868	J	CLAMP	1	2816110 and up
-74	515 714	J	SCREW - (MS35206-245)	1	2816110 and up
	404 833	J	NUT - (MS20364-832C)	1	2816110 and up
	407 584	J	WASHER - (AN960-10L)	1	2816110 and up

When ordering, always specify Part Number, Description, and Serial Number of Aircraft

PIPER AIRCRAFT
PA-28-151/161 WARRIOR
AIRPLANE PARTS CATALOG

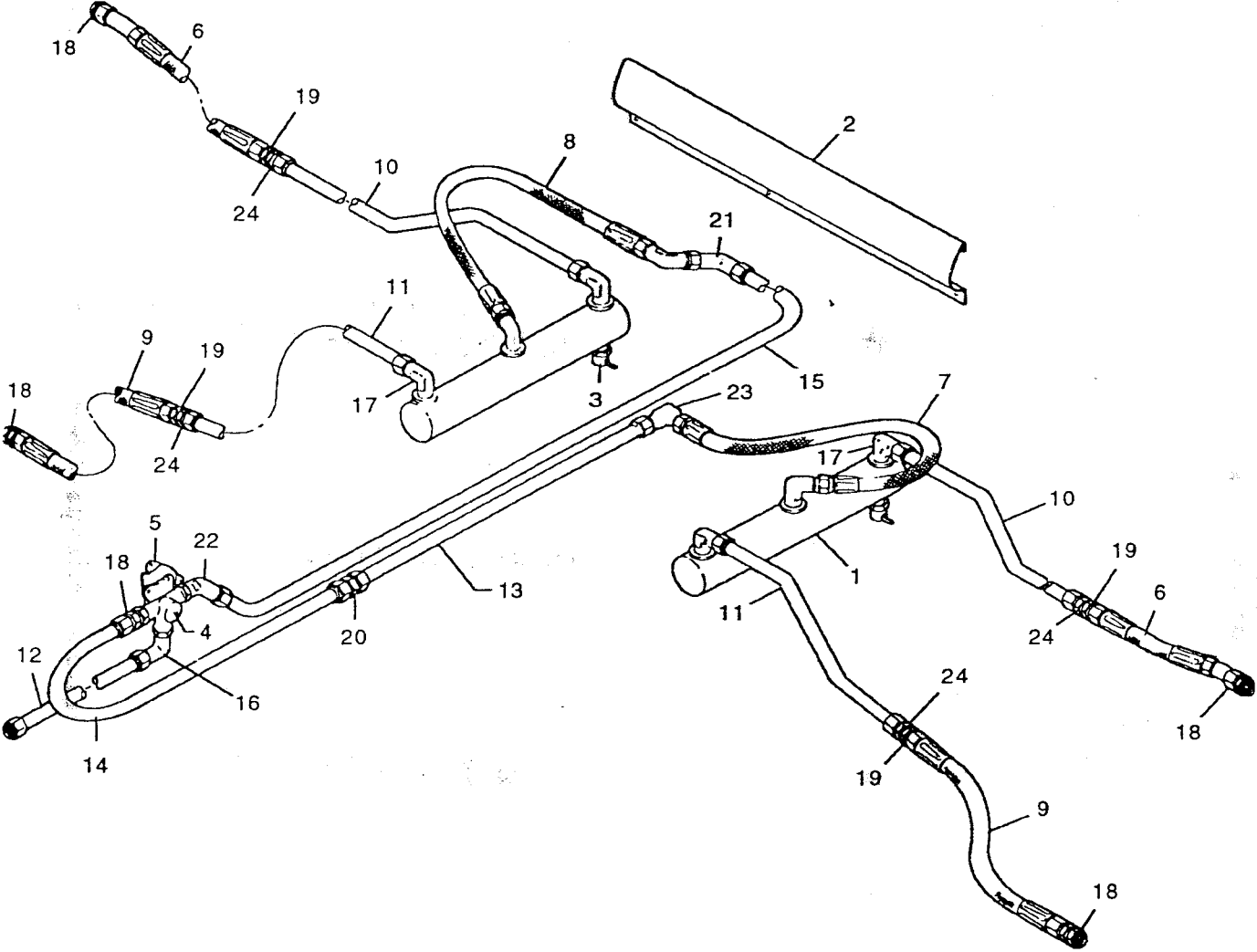


Figure 50. Aft Fuel System Installation
(28-7415001 thru 28-7515459)

Reissued: December 1, 1989

**PIPER AIRCRAFT
PA-28-151/161 WARRIOR
AIRPLANE PARTS CATALOG**

CODE EXPLANATIONS FOR FIGURE 50

**PIPER AIRCRAFT
PA-28-151/161 WARRIOR
AIRPLANE PARTS CATALOG**

Figure and Index Number	Part Number	Code	Nomenclature	No. Req.	Serial Numbers Affected
50-	35294		DRAWING - Aft Fuel System Installation		
-1	35532-00		MANIFOLD ASSEMBLY - Fuel	2	
-2	67661-00		GUARD - Fuel line	1	
-3	492 022		VALVE - (CCA-1550)	2	
-4	491 947		VALVE - Fuel selector (6S122)	1	
-5	99754-02		SUPPORT ASSEMBLY - Fuel selector cover	1	
-6	97499-18		HOSE ASSEMBLY - Flexible, fuel tank to fuel line, aft	2	28-7415001 thru 28-7415642
	63901-75		HOSE ASSEMBLY - Flexible, fuel tank to fuel line, aft	2	28-7415643 thru 28-7515459
-7	63901-15		HOSE ASSEMBLY - Flexible, fuel line to manifold assembly, left	1	
-8	63901-75		HOSE ASSEMBLY - Flexible, fuel line to manifold assembly, right	1	
-9	63901-46		HOSE ASSEMBLY - Flexible, fuel tank to fuel line, forward	2	28-7415001 thru 28-7415642
	63901-71		HOSE ASSEMBLY - Flexible, fuel tank to fuel line, forward	2	28-7415643 thru 28-7515459
-10	67700-77		TUBE ASSEMBLY - Fuel tank to manifold assembly, aft	2	28-7415001 thru 28-7415642
	67700-91		TUBE ASSEMBLY - Fuel tank to manifold assembly, aft	2	28-7415643 thru 28-7515459
-11	67700-78		TUBE ASSEMBLY - Fuel tank to manifold assembly, forward	2	28-7415001 thru 28-7415642
	67700-92		TUBE ASSEMBLY - Fuel tank to manifold assembly, forward	2	28-7415643 thru 28-7515459
-12	62305-00		TUBE ASSEMBLY - Fuel line	1	
-13	67700-79		TUBE ASSEMBLY - Fuel line	1	
-14	67700-63		TUBE ASSEMBLY - Fuel line	1	
-15	67700-64		TUBE ASSEMBLY - Fuel line	1	
-16	458 895		ELBOW - (MS20822-6D)	1	
-17	458 868		ELBOW - (MS20822-6)	6	
-18	476 662		NIPPLE - (AN816-6D)	5	
-19	491 062		UNION - (AN832-6D)	4	18-7415001 thru 28-7415642
	491 052		UNION - (AN815-6D)	4	28-7415643 thru 28-7515459
-20	491 082		UNION - (6H12D)	1	
-21	458 913		ELBOW - (AN837-6D)	1	
-22	458 892		ELBOW - (AN823-6D)	1	
-23	458 882		ELBOW - (AN821-6D)	1	
-24	407 597		WASHER - (AN960-916L)	4	28-7415001 thru 28-7415642
	477 620		NUT - (AN924-6D)	4	28-7415001 thru 28-7415642

When ordering, always specify Part Number, Description, and Serial Number of Aircraft

Reissued: December 1, 1989

PIPER AIRCRAFT
PA-28-151/161 WARRIOR
AIRPLANE PARTS CATALOG

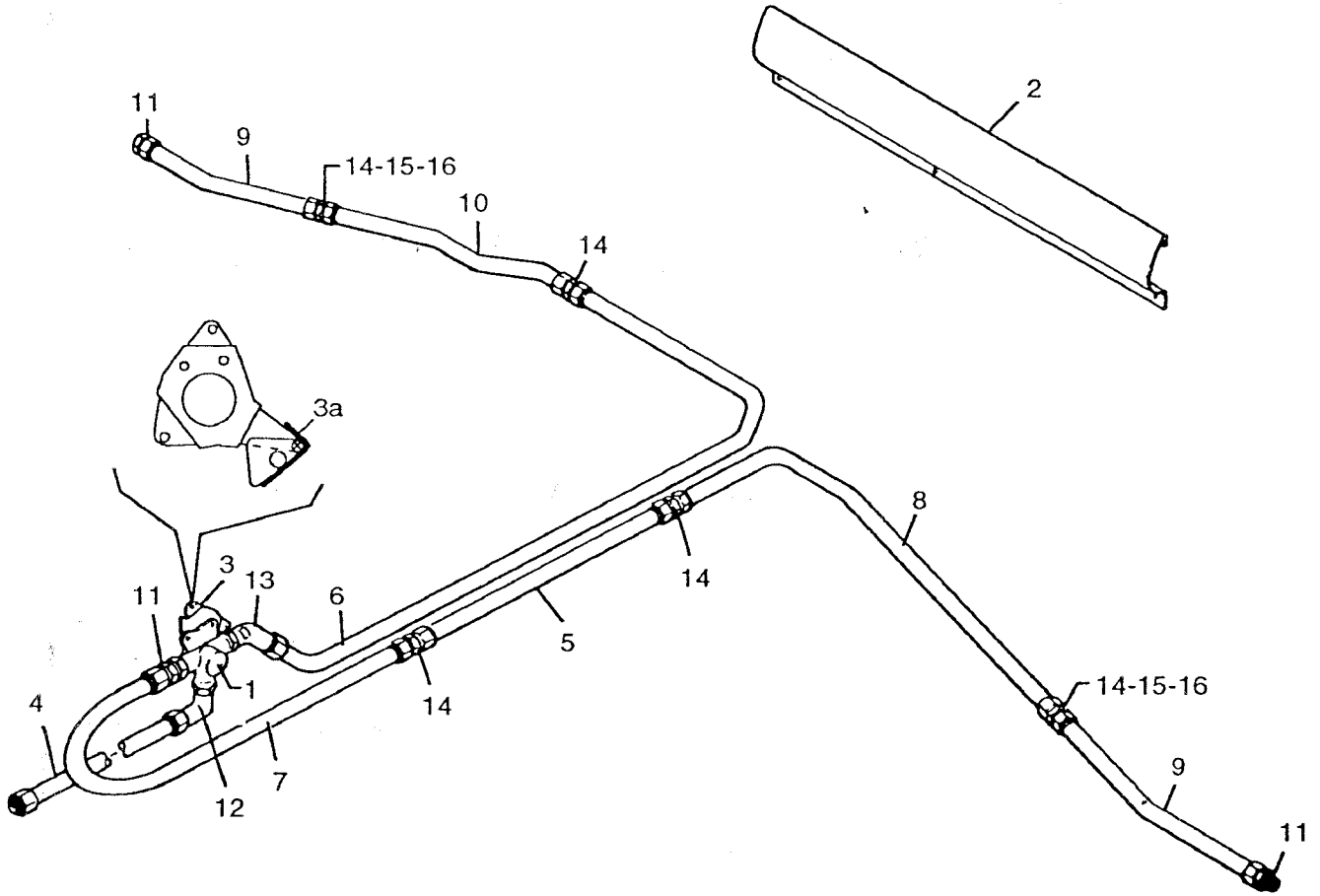


Figure 51. Aft Fuel System Installation
(28-7615001 and up and 28-7716001 and up)

PIPER AIRCRAFT
PA-28-151/161 WARRIOR
AIRPLANE PARTS CATALOG

CODE EXPLANATIONS FOR FIGURE 51

Reissued: December 1, 1989

**PIPER AIRCRAFT
PA-28-151/161 WARRIOR
AIRPLANE PARTS CATALOG**

Figure and Index Number	Part Number	Code	Nomenclature	No. Req.	Serial Numbers Affected
51-	35645		DRAWING - Aft Fuel System Installation		
-1	491 947		VALVE - Fuel selector (6S122)	1	
-2	67661-00		GUARD - Fuel line	1	
-3	99754-02		SUPPORT ASSEMBLY - Fuel selector cover	1	
-3a	587 297		SPRING - Fuel Selector Stop	1	
-4	62305-00		TUBE ASSEMBLY - Fuel line	1	
-5	67700-25		TUBE ASSEMBLY - Fuel line, left	1	
-6	67700-56		TUBE ASSEMBLY - Fuel line, right	1	
-7	67700-57		TUBE ASSEMBLY - Fuel line, left	1	
-8	98044-70		TUBE ASSEMBLY - Fuel line, left	1	
-9	98044-71		TUBE ASSEMBLY - Fuel line	2	
-10	98044-72		TUBE ASSEMBLY - Fuel line, right	1	
-11	476 662		NIPPLE - (AN816-6D)	3	
-12	458 895		ELBOW - (MS20822-6D)	1	
-13	458 892		ELBOW - (AN823-6D)	1	
-14	491 082		UNION - (6H12D)	5	
-15	477 670		NUT - (6B12D)	2	
-16	460 464		FERRULE - (6T12D)	2	

When ordering, always specify Part Number, Description, and Serial Number of Aircraft

**PIPER AIRCRAFT
PA-28-151/161 WARRIOR
AIRPLANE PARTS CATALOG**

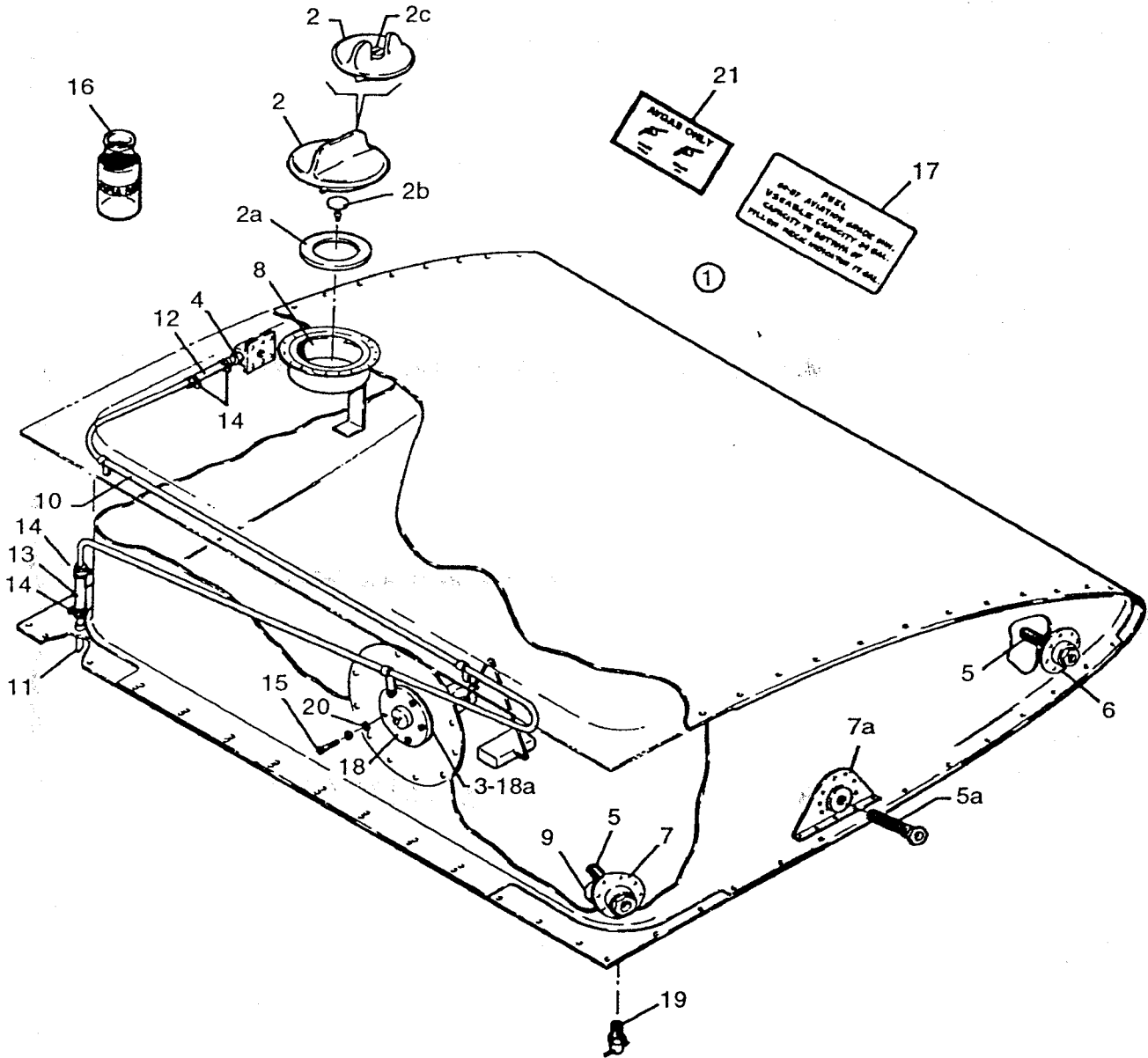


Figure 52. Fuel Tank Assembly

**PIPER AIRCRAFT
PA-28-151/161 WARRIOR
AIRPLANE PARTS CATALOG**

CODE EXPLANATIONS FOR FIGURE 52

- A -
- B - Used on PA-28-151 with serial numbers 28-7615001 and up, and PA-28-161.
- C -
- D - Used with fuel cap assembly P/N 66817-00 only.
- E - Used with Fuel Cap Assembly Kit P/N 39830-800 only.
- F - Used on PA-28-151 with serial numbers 28-7415001 and up, and PA-28-161 with serial numbers 28-7716001 thru 28-8116268 and 28-8216007, 28-8216014, 28-8216017, 28-8216019, and 28-8216021.
- G - Used on PA-28-161 with serial numbers 28-8116269 thru 28-8216006, 28-8216008 thru 28-8216013 and 28-8216015, 28-8216016, 28-8216018, 28-8216020, 28-8216022 and up.
- H - Kit includes (2) cap assemblies with matching locks.

**PIPER AIRCRAFT
PA-28-151/161 WARRIOR
AIRPLANE PARTS CATALOG**

Figure and Index Number	Part Number	Code	Nomenclature	No. Req.	Serial Numbers Affected
52-1	35322-04		TANK ASSEMBLY - Fuel, left	1	28-7415001 thru 28-7515459
	35322-05		TANK ASSEMBLY - Fuel, right	1	28-7415001 thru 28-7515459
	35633-02	B	TANK ASSEMBLY - Fuel, left	1	
	35633-03	B	TANK ASSEMBLY - Fuel, right	1	
-2	66817-00		* CAP ASSEMBLY - Fuel tank (non-locking)	1	
	39830-02	H	* CAP ASSEMBLY - Fuel tank, (with locks)		28-7716001 and up
	39830-800	H	* CAP ASSEMBLY KIT - Fuel tank (with locks)	1	
-2a	66815-00	D	** GASKET - Fuel cap	1	
	39829-02	E	** GASKET - Fuel cap	1	
-2b	492 153	D	** VALVE - Fuel cap vent (VA3123)	1	
-2c	39856-02	E	** LOCK ASSEMBLY - Fuel cap	2	
-3	461 931	F	* GASKET - Fuel gauge (15-423)	1	
-4	451 857		* ADAPTER - (AN840-4D) with bead	1	
	560 951		* ADAPTER - (1068 x 6 x 2) without bead	1	
-5	72091-00		* STRAINER ASSEMBLY - Fuel tank outlet	2	28-7415001 thru 28-7515459
-5a	72091-00	B	* STRAINER ASSEMBLY - Fuel tank outlet	1	
-6	35321-00		* OUTLET ASSEMBLY - Fuel tank, forward	1	28-7415001 thru 28-7515459
-7	63954-00		* OUTLET ASSEMBLY - Fuel tank, aft	1	28-7415001 thru 28-7515459
-7a	35638-00	B	* OUTLET ASSEMBLY - Fuel tank, left	1	
	35638-01	B	* OUTLET ASSEMBLY - Fuel tank, right	1	
-8	69785-01		* FILLER NECK ASSEMBLY	1	
-9	62033-00		* PLATE - Drain	1	
-10	62060-00		* VENT TUBE - Left (with bead)	1	
	62060-01		* VENT TUBE - Right (with bead)	1	
	62060-04		* VENT TUBE - Left (without bead)	1	
	62060-05		* VENT TUBE - Right (without bead)	1	
-11	36625-02		* VENT TUBE - Fuel tank, left	1	
	36625-03		* VENT TUBE - Fuel tank, right	1	
-12	63913-193		* HOSE - Connector	1	
-13	63913-194		* HOSE - Connector	1	
-14	554 861		* CLAMP - (SAE TY F-4)	4	
-15	416 209		SCREW - (AN502-10-10)	5	
	407 104		WASHER - (AN935-10)	5	
-16	62924-02		SAMPLER - Fuel	1	
-17	69669-64		PLACARD - Fuel	2	
	69669-180		PLACARD - Fuel	2	28-7716001 thru 28-8016178
	35669-163		PLACARD - Fuel	2	28-8016179 thru 28-8416044
-18	68101-02	F	SENDER - Fuel	2	
	548 671	G	SENDER - Fuel (PS10013-11)	2	
-18a	755 049	G	* GASKET - Fuel sender (15-716)	1	
-19	492 022		VALVE - Drain (CCA-1550)	2	
-20	407 564	G	WASHER - (AN960-10)	5	
-21	456 682		DECAL - Avgas only (000002)	2	

When ordering, always specify Part Number, Description, and Serial Number of Aircraft

Revised: July 30, 1994

**PIPER AIRCRAFT
PA-28-151/161 WARRIOR
AIRPLANE PARTS CATALOG**

THIS PAGE INTENTIONALLY LEFT BLANK

PIPER AIRCRAFT
PA-28-151/161 WARRIOR
AIRPLANE PARTS CATALOG

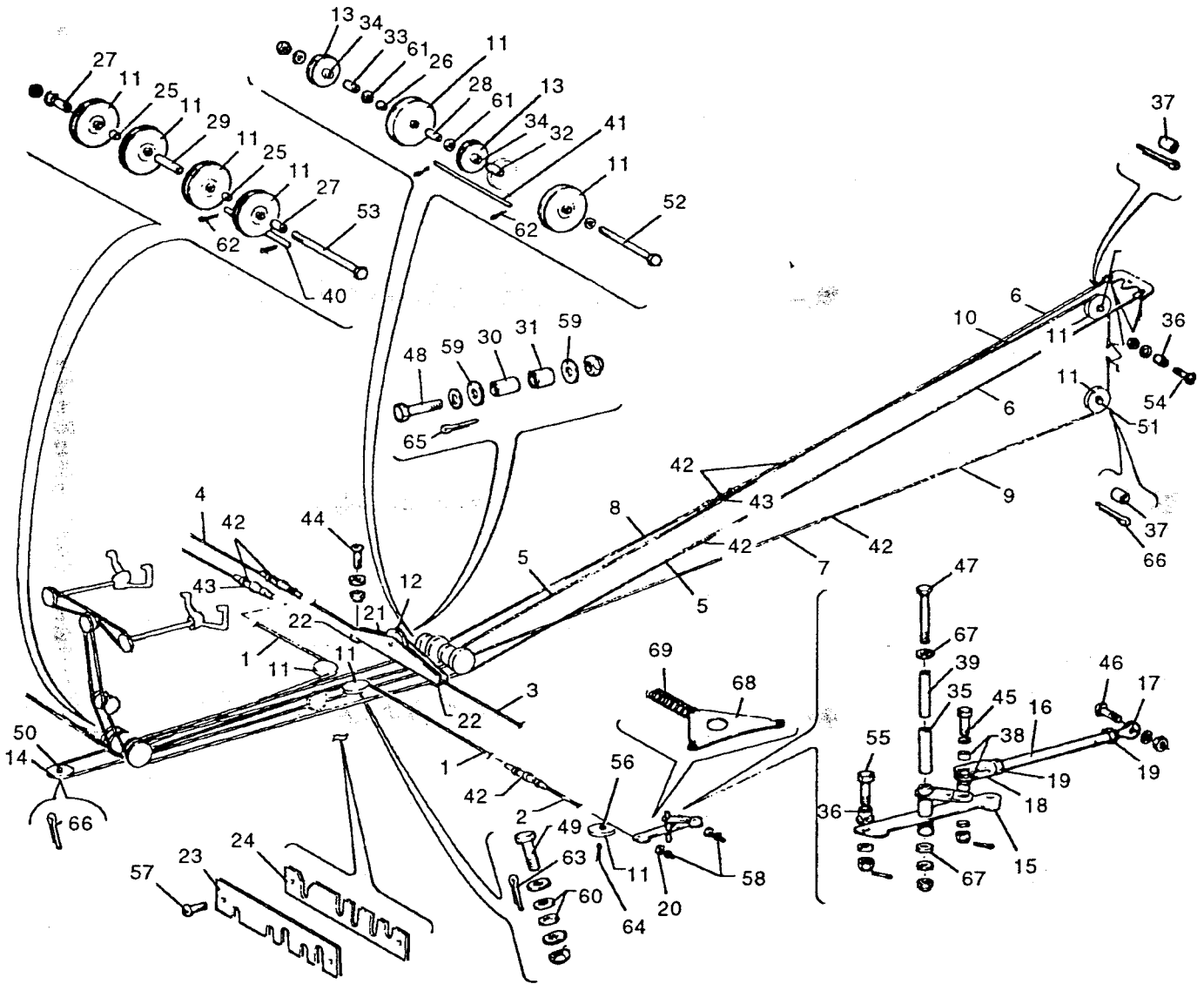


Figure 53. Control System Installation

Reissued: December 1, 1989

**PIPER AIRCRAFT
PA-28-151/161 WARRIOR
AIRPLANE PARTS CATALOG**

CODE EXPLANATIONS FOR FIGURE 53

- A - Used on PA-28-151 with serial numbers 28-7715254 and up, and PA-28-161.
- B - Used on PA-28-151 with serial numbers 28-7615001 and up, and PA-28-161.

**PIPER AIRCRAFT
PA-28-151/161 WARRIOR
AIRPLANE PARTS CATALOG**

Figure and Index Number	Part Number	Code	Nomenclature	No. Req.	Serial Numbers Affected
53-	35135		DRAWING - Control System Installation		
-1	62701-99		CABLE - Forward aileron	2	
-2	62701-122		CABLE - Aileron, wing	2	
-3	62701-123		CABLE - Aileron balance, left	1	
-4	62701-124		CABLE - Aileron balance, right	1	
-5	62701-100		CABLE - Forward rudder	2	
-6	62701-08		CABLE - Aft rudder	2	
-7	62701-113		CABLE - Forward stabilator, left	1	
-8	62701-114		CABLE - Forward stabilator, right	1	
-9	62701-12		CABLE - Aft stabilator, bottom	1	
-10	62701-13		CABLE - Aft stabilator, top	1	
-11	41001-10		PULLEY - 2 3/4" diameter	12	
-12	62711-02		PULLEY	1	
-13	62711-03		PULLEY	2	
-14	481 625		PULLEY - (MS20220-2)	1	
-15	35473-00		BELLCRANK ASSEMBLY - Aileron, left	1	28-7415001 thru 28-7515459
	35473-01		BELLCRANK ASSEMBLY - Aileron, right	1	28-7415001 thru 28-7515459
	35614-02		BELLCRANK ASSEMBLY - Aileron, left	1	28-7615001 thru 28-7715253
	35614-03		BELLCRANK ASSEMBLY - Aileron, right	1	28-7615001 thru 28-7715253
	35614-10	A	BELLCRANK ASSEMBLY - Aileron, left	1	
	35614-11	A	BELLCRANK ASSEMBLY - Aileron, right	1	
-16	35476-00		ROD - Aileron	1	28-7415001 thru 28-7515459
	35476-01	B	ROD - Aileron	1	
-17	452 335		BEARING - Rod end (PS10020-2IRX)	2	
-18	554 687		CLEVIS - Rod end (MS35812-2)	2	28-7415001 thru 28-7515459
	452 335	B	BEARING - Rod end (PS10020 2 1RX)	2	
-19	404 322		NUT - Lock (AN316 4R)	4	
-20	66614-00		STOP - Aileron bellcrank	4	
-21	62746-00		BRACKET - Pulley	1	
-22	62762-00		FILLER BLOCK	2	
-23	62768-00		FAIRLEAD	1	
-24	62769-00		FAIRLEAD	1	
-25	62743-02		SPACER - Bushing	2	
-26	62743-03		SPACER - Bushing	1	
-27	62743-04		SPACER - Bushing	2	
-28	62743-05		SPACER - Bushing	1	
-29	62743-06		SPACER - Bushing	1	
-30	62712-03		BEARING - Inner	1	
-31	62713-03		BEARING - Outer	1	
-32	62714-02		BEARING - Inner	1	
-33	62714-03		BEARING - Inner	1	
-34	62715-02		BEARING - Outer	2	
-35	63882-08		BUSHING - Aileron bellcrank	2	28-7415001 thru 28-7715253
	63882-68	A	BUSHING - Aileron bellcrank	2	
-36	63900-31		BUSHING	8	
-37	63900-37		BUSHING - Stabilator pulley	2	
-38	63900-119		BUSHING - Rod end	4	28-7415001 thru 28-7515459
-39	65003-04		BUSHING - Aileron bellcrank	2	28-7415001 thru 28-7715253
	65003-57	A	BUSHING - Aileron bellcrank	2	
-40	62710-02		PIN - Cable guard	1	
-41	62710-03		PIN - Cable guard	1	
-42	489 910		BARREL - Tumbuckle (MS21251-B5S)	7	
-43	554 979		CLIP - (MS21256-1)	14	
-44	401 266		BOLT - (AN3-5A)	2	
	407 564		WASHER - (AN960-10)	2	
	404 887		NUT - (MS20365-1032C)	2	

When ordering, always specify Part Number, Description, and Serial Number of Aircraft

Reissued: December 1, 1989

**PIPER AIRCRAFT
PA-28-151/161 WARRIOR
AIRPLANE PARTS CATALOG**

Figure and Index Number	Part Number	Code	Nomenclature	No. Req.	Serial Numbers Affected
53-45	400 055		BOLT - (AN3-10)	2	28-7415001 thru 28-7515459
	400 678	B	BOLT - (AN23-16)	2	
	407 584		WASHER - (AN960-10L)	AR	28-7415001 thru 28-7515459
	407 564	B	WASHER - (AN960-10)	2	
	407 584	B	WASHER - (AN960-10L)	2	
	404 100		NUT - (AN310-3)	2	28-7415001 thru 28-7515459
	404 392	B	NUT - (AN320-3)	2	
	424 051		COTTER PIN - (MS24665-132)	2	
-46	401 270		BOLT - (AN3-11A)	2	
	407 564		WASHER - (AN960-10)	AR	
	407 584		WASHER - (AN960-10L)	AR	
	404 887		NUT - (MS20365-1032C)	2	
-47	400 457		BOLT - (AN3-32A)	1	28-7415001 thru 28-7715253
	401 289	A	BOLT - (AN3-63A)	1	
	407 564		WASHER - (AN960-10)	1	
	404 887		NUT - (MS20365-1032C)	1	
-48	400 008		BOLT - (AN4-13A)	1	
	407 565		WASHER - (AN960-416)	1	
	404 888		NUT - (MS20365-428C)	1	
-49	401 188		BOLT - (AN5-10A)	3	
	407 566		WASHER - (AN960-516)	3	
	404 889		NUT - (MS20365-524C)	3	
-50	401 353		BOLT - (AN5-12A)	1	
	407 566		WASHER - (AN960-516)	1	
	404 889		NUT - (MS20365-524C)	1	
-51	401 354		BOLT - (AN5-13A)	1	
	407 566		WASHER - (AN960-516)	1	
	404 889		NUT - (MS20365-524C)	1	
-52	401 378		BOLT - (AN5-53A)	1	
	407 566		WASHER - (AN960-516)	3	
	404 889		NUT - (MS20365-524C)	1	
-53	401 385		BOLT - (AN5-64A)	1	
	407 566		WASHER - (AN960-516)	2	
	404 889		NUT - (MS20365-524C)	1	
-54	400 674		BOLT - Clevis (AN23-12)	4	
	407 564		WASHER - (AN960-10)	4	
	404 392		NUT - (AN320-3)	4	
	424 051		PIN - Cotter (MS24665-132)	4	
-55	402 669		BOLT - (NAS1103-7D)	4	
	407 564		WASHER - (AN960-10)	4	
	407 584		WASHER - (AN960-10L)	4	
	404 945		NUT - (MS17826-3)	4	
	424 051		COTTER PIN - (MS24665-132)	4	
-56	400 155		BOLT - (AN5-10)	2	
	407 566		WASHER - (AN960-516)	4	
	404 102		NUT - (AN310-5)	2	
	424 053		PIN - Cotter (MS24665-136)	2	
-57	415 521		SCREW - (MS35206-231)	2	
-58	404 224		NUT - (AN315-3R)	4	
-59	407 566		WASHER - (AN960-516)	2	
-60	407 586		WASHER - (AN960-516L)	4	
-61	407 567		WASHER - (AN960-616)	5	
-62	424 051		PIN - Cotter (MS24665-132)	4	
-63	424 052		PIN - Cotter (MS24665-134)	4	
-64	424 053		PIN - Cotter (MS24665-136)	3	
-65	424 055		PIN - Cotter (MS24665-138)	1	
-66	424 054		PIN - Cotter (MS24665-140)	3	
-67	494 103		WASHER - (97322)	4	
-68	35611-00		PLATE - Aileron centering	2	28-7415001 thru 28-7515459
-69	67570-00		SPRING - Aileron centering	4	28-7415001 thru 28-7515459

When ordering, always specify Part Number, Description, and Serial Number of Aircraft

PIPER AIRCRAFT
PA-28-151/161 WARRIOR
AIRPLANE PARTS CATALOG

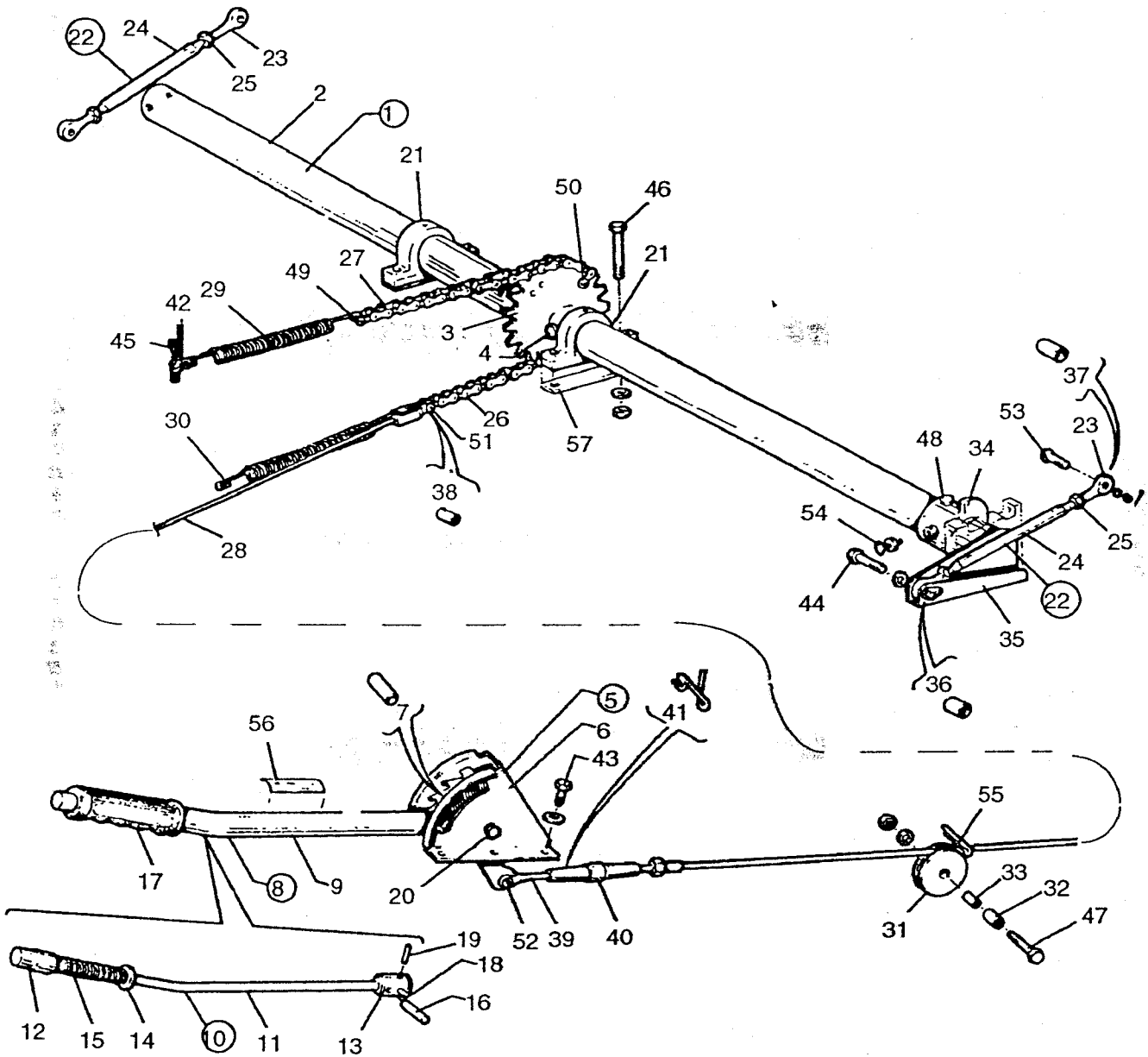


Figure 54. Flap Control Installation

Revised: July 30, 1994

**PIPER AIRCRAFT
PA-28-151/161 WARRIOR
AIRPLANE PARTS CATALOG**

CODE EXPLANATIONS FOR FIGURE 54

- A - Used if two or more torque shaft support shims, P/N 35402-04, are installed with each torque shaft support clamp assembly.
- B - See latest revision of Piper Service Bulletin 965.

PIPER AIRCRAFT PA-28-151/161 WARRIOR AIRPLANE PARTS CATALOG

Figure and Index Number	Part Number	Code	Nomenclature	No. Req.	Serial Numbers Affected
54-	35135		DRAWING - Control System Installation		
-1	62705-00		FLAP TORQUE TUBE ASSEMBLY - Complete	1	
-2	62725-00		* TORQUE TUBE - Flap	1	
-3	62789-02		* SPROCKET ASSEMBLY - Flap torque tube	1	
-4	400 011		* BOLT - (AN4-16A)	2	
	407 585		* WASHER - (AN960-416)	2	
	404 836		* NUT - (MS20365-428)	2	
-5	62706-06		LEVER ASSEMBLY - Flap control	1	
-6	65654-06		* BRACKET ASSEMBLY - Flap lever	1	
-7	62740-00		* BUSHING - Flap lever	1	
-8	63782-04		* HANDLE ASSEMBLY - Flap lever	1	
-9	63781-07		** TUBE ASSEMBLY - Flap lever	1	
-10	63391-03		** PLUNGER ASSEMBLY - Flap lever	1	
-11	63391-02		*** TUBE - Plunger	1	
-12	62733-00		*** PLUG - Plunger, upper	1	
-13	62743-02		*** PLUG - Plunger, lower	1	
-14	62736-00		*** WASHER	1	
-15	50111-00		*** SPRING	1	
-16	480 696		*** PIN - Roll (59-022-094-0625)	2	
-17	63779-00		** GRIP - Flap lever	1	
-18	63782-03		** PIN - Roll	1	
-19	480 698		** PIN - Roll (59-012-062-0625)	1	
-20	401 274		* BOLT - (AN3-15A)	1	
	407 564		* WASHER - (AN960-10)	2	
	404 887		* NUT - (MS20365-1032C)	1	
-21	35402-00		CLAMP ASSEMBLY - Torque shaft support	2	
-22	62764-00		ROD ASSEMBLY - Flap tube	2	
-23	452 335		* BEARING - (F34-14 R.H. Thread)	1	
	452 336		* BEARING - (FL34-14 L.H. Thread)	1	
-24	62764-02		* TUBE - Flap	1	
-25	404 322		* NUT - (AN316-4R R.H. Thread)	1	
	404 320		* NUT - (AN316-4L L.H. Thread)	1	
-26	62858-03		CHAIN - (65 Diamond 1/8 roller, 8.5" L.)	1	
-27	62858-04		CHAIN - (65 Diamond 1/8 roller, 6 0" L.)	1	
-28	62701-101		CABLE ASSEMBLY - Flap	1	
-29	62820-00		SPRING - Flap return	1	
-30	62821-00		SPRING - Flap cable tension	1	
-31	62711-02		PULLEY - Flap	1	
-32	62713-02		BEARING - Outer	1	
-33	62712-02		BEARING - Inner	1	
-34	62856-00		FITTING ASSEMBLY - Left	1	
	62856-01		FITTING ASSEMBLY - Right	1	
-35	62727-00		TUBE ASSEMBLY - Flap torque tube, left	1	
	62727-01		TUBE ASSEMBLY - Flap torque tube, right	1	
-36	63900-38		BUSHING - Flap bellcrank	2	
-37	63900-39		BUSHING - Flap rod end	2	
-38	82732-76		BUSHING	1	
-39	461 136		FORK - (NAS645-22RS)	1	
-40	489 910		BARREL - (MS21251-B5S)	1	
-41	554 979		CLIP - (MS21256-1)	2	
-42	486 563		SHACKLE - (AN115-16)	2	
-43	400 438		BOLT - (AN3-4A)	AR	
-44	400 443		BOLT - (AN3-12A)	2	
	407 564		WASHER - (AN960-10)	2	

When ordering, always specify Part Number, Description, and Serial Number of Aircraft

Revised: July 30, 1994

**PIPER AIRCRAFT
PA-28-151/161 WARRIOR
AIRPLANE PARTS CATALOG**

Figure and Index Number	Part Number	Code	Nomenclature	No. Req.	Serial Numbers Affected
54-45	401 266		BOLT - (AN3-5A)	1	
	407 564		WASHER - (AN960-10)	1	
	404 887		NUT - (MS20365-1032C)	1	
-46	400 440		BOLT - (AN3-6A)	4	
	400 441	A	BOLT - (AN3-7A)	4	
	407 564		WASHER - (AN960-10)	4	
	407 564	A	WASHER - (AN960-10)	12	
	404 887		NUT - (MS20365-1032C)	4	
-47	400 004		BOLT - (AN4-7A)	1	
	407 585		WASHER - (AN960-416L)	1	
	404 888		NUT - (MS20365-428C)	1	
-48	401 318		BOLT - (AN4-20A)	4	
	407 565		WASHER - (AN960-416)	4	
	404 888		NUT - (MS20365-428C)	4	
-49	400 652		BOLT - (AN21-8)	1	
	407 562		WASHER - (AN960-6)	1	
	404 391		NUT - (AN320-1)	1	
	424 041		PIN - Cotter (MS24665-5)	1	
-50	400 653		BOLT - Clevis (AN21-9)	2	
	407 562		WASHER - (AN960-6)	4	
	404 391		NUT - (AN320-1)	2	
	424 041		PIN - Cotter (MS24665-5)	2	
-51	400 653		BOLT - (AN21-9)	1	
	404 391		NUT - (AN320-1)	1	
	424 041		PIN - Cotter (MS24665-5)	1	
-52	400 673	B	BOLT - (AN23-11)	1	
	407 564	B	WASHER - (AN960-10)	1	
	63900-174	B	BUSHING	1	
	404 392	B	NUT - (AN320-3)	1	
	424 051	B	PIN - Cotter (MS24665-132)	1	
-53	400 680		BOLT - (AN23-18)	2	
	407 564		WASHER - (AN960-10)	2	
	404 100		NUT - (AN310-3)	2	
	424 051		PIN - Cotter (MS24665-132)	2	
-54	411 538		SCREW - (MS35207-269)	2	
	404 224		NUT - (AN315-3R)	2	
-55	424 052		PIN - Cotter (MS24665-134)	1	
-56	35669-27		PLACARD - Flap lever	1	28-7716001 and up
-57	35402-04		SHIM - Torque shaft support	AR	

When ordering, always specify Part Number, Description, and Serial Number of Aircraft

PIPER AIRCRAFT
PA-28-151/161 WARRIOR
AIRPLANE PARTS CATALOG

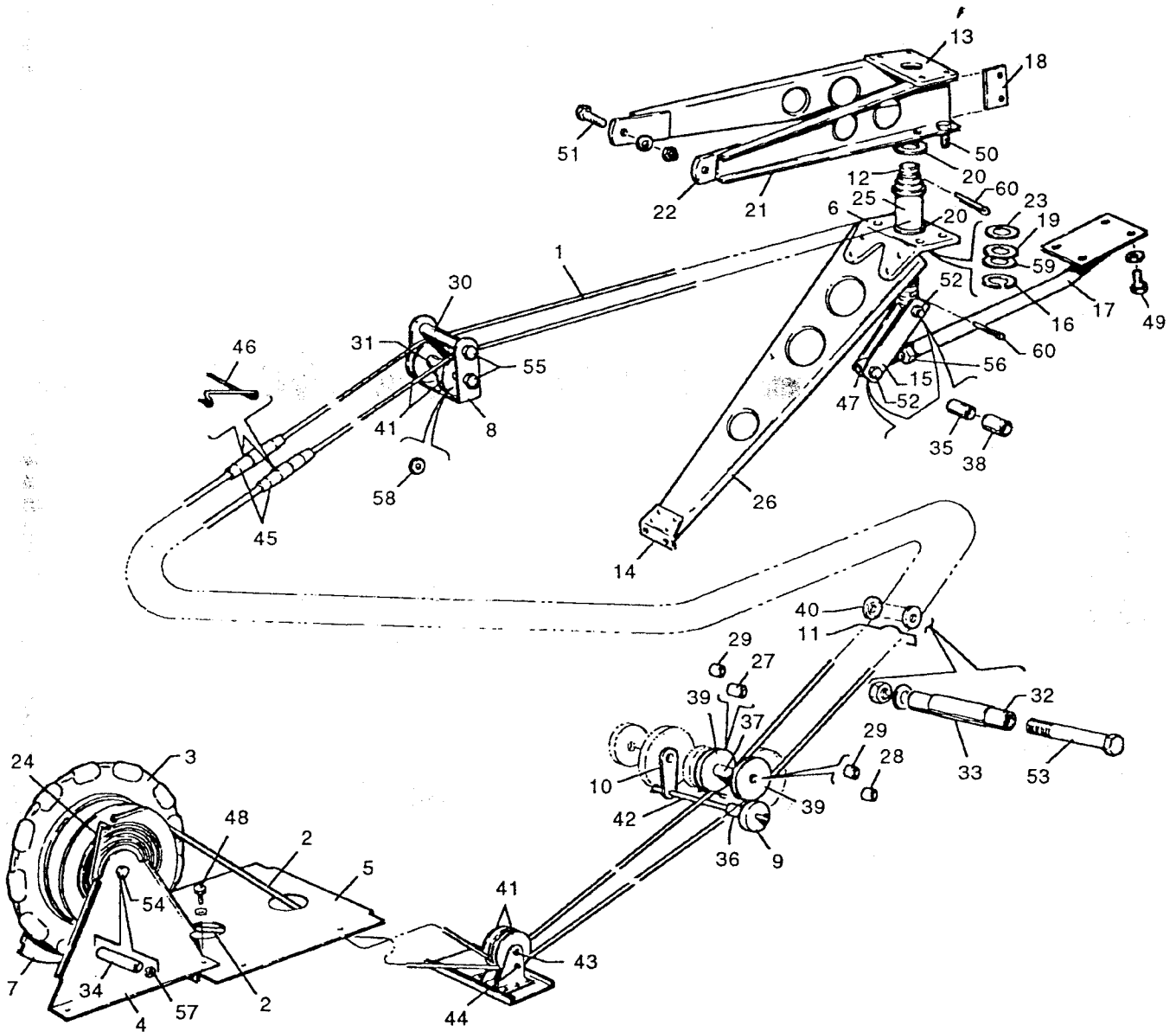


Figure 55. Stabilator Trim Installation

Reissued: December 1, 1989

**PIPER AIRCRAFT
PA-28-151/161 WARRIOR
AIRPLANE PARTS CATALOG**

CODE EXPLANATIONS FOR FIGURE 55

PIPER AIRCRAFT PA-28-151/161 WARRIOR AIRPLANE PARTS CATALOG

Figure and Index Number	Part Number	Code	Nomenclature	No. Req.	Serial Numbers Affected
55-	35135 65258		DRAWING - Control System Installation DRAWING - Stabilator Trim Installation		
-1	62701-47		CABLE - Stabilator trim, aft	1	
-2	62701-104		CABLE - Stabilator trim, forward	2	
-3	68414-03		WHEEL ASSEMBLY - Trim tab	1	
-4	65633-00		BRACKET ASSEMBLY - Trim tab	1	
-5	65632-03		PLATE ASSEMBLY - Trim wheel	1	
-6	65250-02		CLIP - Stabilator trim	1	
-7	65635-00		BRACKET - Trim tab	1	
-8	68472-00		BRACKET - Stabilator trim pulley	1	
-9	65639-00		GUARD - Trim pulley	1	
-10	62709-00		GUARD - Pin holder	1	
-11	99856-00		GUARD - Cable	1	
-12	65246-00		SHAFT - Stabilator trim	1	
-13	65249-02		PLATE - Stabilator trim	1	
-14	65252-00		CLIP - Stabilator trim	1	
-15	65253-00		LINK - Stabilator trim	2	
-16	484 747		SNAP RING - (5108-75)	1	
-17	65248-00		ARM ASSEMBLY - Stabilator trim	1	
-18	68491-00		GUARD - Cable	2	
-19	452 418		BEARING - Thrust (T-1010)	1	
-20	452 413		BEARING - (F-838)	2	
-21	65244-00		RIB - Stabilator trim	2	
-22	65251-00		TAB - Stabilator trim	2	
-23	62833-18		SHIM - Stabilator trim	1	
-24	68488-02		INDICATOR - Stabilator trim	1	
-25	63530-00		BARREL - Stabilator trim	1	
-26	65245-00		RIB - Stabilator trim	1	
-27	62714-02		BUSHING - Trim tab	1	
-28	62714-04		BUSHING - Trim tab	1	
-29	62715-02		BUSHING - Trim tab	2	
-30	63900-55		BUSHING - Stabilator trim pulley	1	
-31	63900-56		BUSHING - Stabilator trim pulley	1	
-32	63900-59		BUSHING - Stabilator trim, inner	1	
-33	63900-60		BUSHING - Stabilator trim, outer	1	
-34	63900-61		BUSHING	1	
-35	65003-06		BUSHING - Stabilator trim link	2	
-36	63900-124		BUSHING	1	
-37	62743-08		SPACER - Stabilator trim pulley	1	
-38	63882-09		SLEEVE - Stabilator trim link	2	
-39	62711-03		PULLEY - Trim tab	2	
-40	62711-04		PULLEY - Stabilator trim	2	
-41	481 640		PULLEY - (MS24566-1B)	4	
-42	62710-03		PIN - Cable guard	1	
-43	424 180		PIN - (MS20392-2C23)	1	
	424 051		PIN - Cotter (MS24665-132)	1	
-44	424 148		PIN - (MS20392-1C23)	1	
	424 051		PIN - Cotter (MS24665-132)	1	
-45	489 873		BARREL - Turnbuckle (MS21251-B2S)	2	
-46	554 979		CLIP - Turnbuckle safety (MS21256-1)	4	
-47	65254-00		BOLT - Eye, stabilator trim	1	
-48	400 437		BOLT - (AN3-3A)	4	
-49	400 437		BOLT - (AN3-3A)	4	
	407 584		WASHER - (AN960-10L)	4	

When ordering, always specify Part Number, Description, and Serial Number of Aircraft

Reissued: December 1, 1989

**PIPER AIRCRAFT
PA-28-151/161 WARRIOR
AIRPLANE PARTS CATALOG**

Figure and Index Number	Part Number	Code	Nomenclature	No. Req.	Serial Numbers Affected
55-50	400 438		BOLT - (AN3-4A)	4	
	407 564		WASHER - (AN960-10)	4	
	404 887		NUT - (MS20365-1032C)	4	
-51	401 266		BOLT - (AN3-5A)	2	
	494 066		WASHER - (K19001-3)	2	
	406 551		NUT - (H19000-3)	2	
-52	401 269		BOLT - (AN3-10A)	2	
	407 564		WASHER - (AN960-10)	4	
	404 887		NUT - (MS20365-1032C)	2	
-53	400 446		BOLT - (AN3-16A)	1	
	407 585		WASHER - (AN960-41-6L)	1	
	404 887		NUT - (MS20365-1032C)	1	
-54	400 450		BOLT - (AN3-17A)	1	
	407 584		WASHER - (AN960-10L)	2	
	407 564		WASHER - (AN960-10)	1	
	407 587		WASHER - (AN960-61-6L)	1	
	404 887		NUT - (MS20365-1032C)	1	
-55	401 279		BOLT - (AN3-25A)	2	
	407 584		WASHER - (AN960-10L)	2	
	404 887		NUT - (MS20365-1032C)	2	
-56	404 325		NUT - (AN316-7R)	1	
-57	62833-37		WASHER	1	
-58	407 564		WASHER - (AN960-10)	2	
-59	407 684		WASHER - (AN960-C1216L)	1	
-60	424 123		PIN - Cotter (MS24665-368)	2	

When ordering, always specify Part Number, Description, and Serial Number of Aircraft

PIPER AIRCRAFT
PA-28-151/161 WARRIOR
AIRPLANE PARTS CATALOG

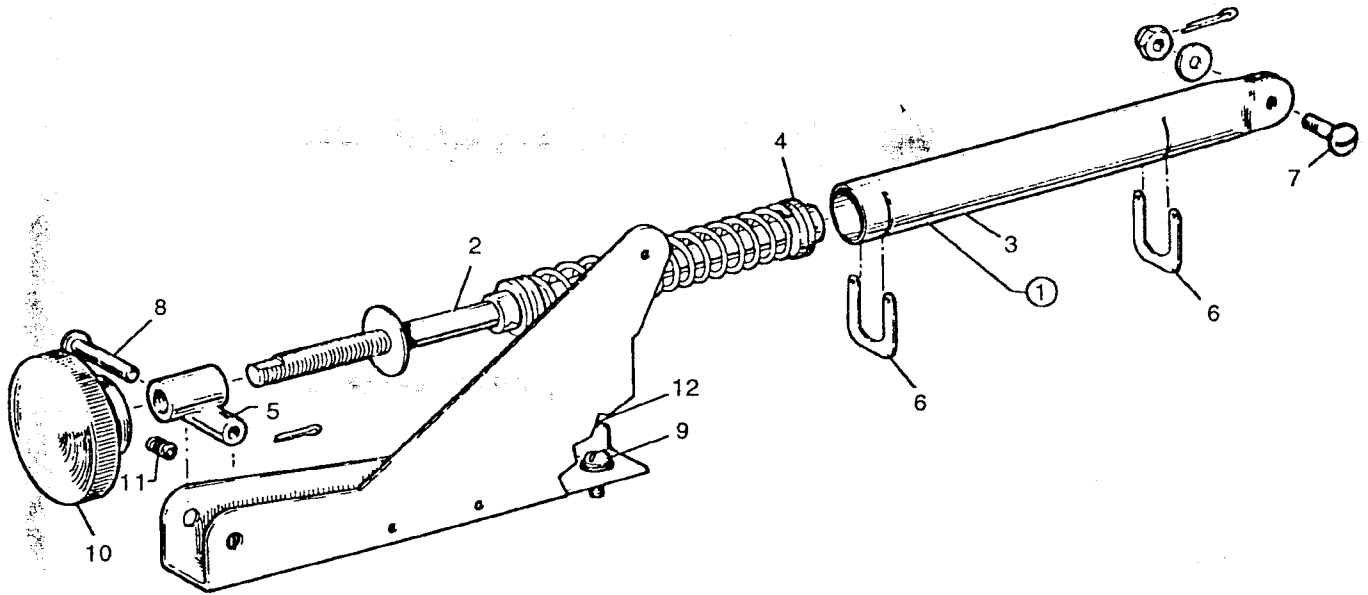


Figure 56. Rudder Trim Mechanism Installation

Reissued: December 1, 1989

**PIPER AIRCRAFT
PA-28-151/161 WARRIOR
AIRPLANE PARTS CATALOG**

CODE EXPLANATIONS FOR FIGURE 56

**PIPER AIRCRAFT
PA-28-151/161 WARRIOR
AIRPLANE PARTS CATALOG**

Figure and Index Number	Part Number	Code	Nomenclature	No. Req.	Serial Numbers Affected
56-	35135		DRAWING - Control System Installation		
	65837		DRAWING - Rudder Trim Installation		
-1	65837-02		ADJUSTMENT ASSEMBLY - Rudder trim	1	
-2	62829-03		* SHAFT ASSEMBLY - Rudder trim	1	
-3	65836-00		* HOUSING ASSEMBLY - Rudder trim	1	
-4	62833-127		* WASHER	1	
	62833-144		* WASHER	1	
-5	62831-00		* BUSHING ASSEMBLY - Rudder trim	1	
-6	62832-00		* CLIP - Rudder trim	2	
-7	400 672		BOLT - (AN23-10)	1	
	407 584		WASHER - (AN960-10L)	1	
	404 392		NUT - (AN320-3)	1	
	424 051		COTTER PIN - (MS24665-132)	1	
-8	424 186		PIN - Flat head (MS20392-2-35)	1	
	424 051		COTTER PIN - (MS24665-132)	1	
-9	415 753		SCREW - (AN515-8R7)	2	
	407 583		WASHER - (AN960-8L)	2	
-10	62838-00		KNOB - Rudder trim	1	
-11	419 967		SCREW - Set (MS51964-132)	1	
-12	69318-00		CHANNEL - Rudder trim	1	

When ordering, always specify Part Number, Description, and Serial Number of Aircraft

Revised: July 30, 1994

PIPER AIRCRAFT
PA-28-151/161 WARRIOR
AIRPLANE PARTS CATALOG

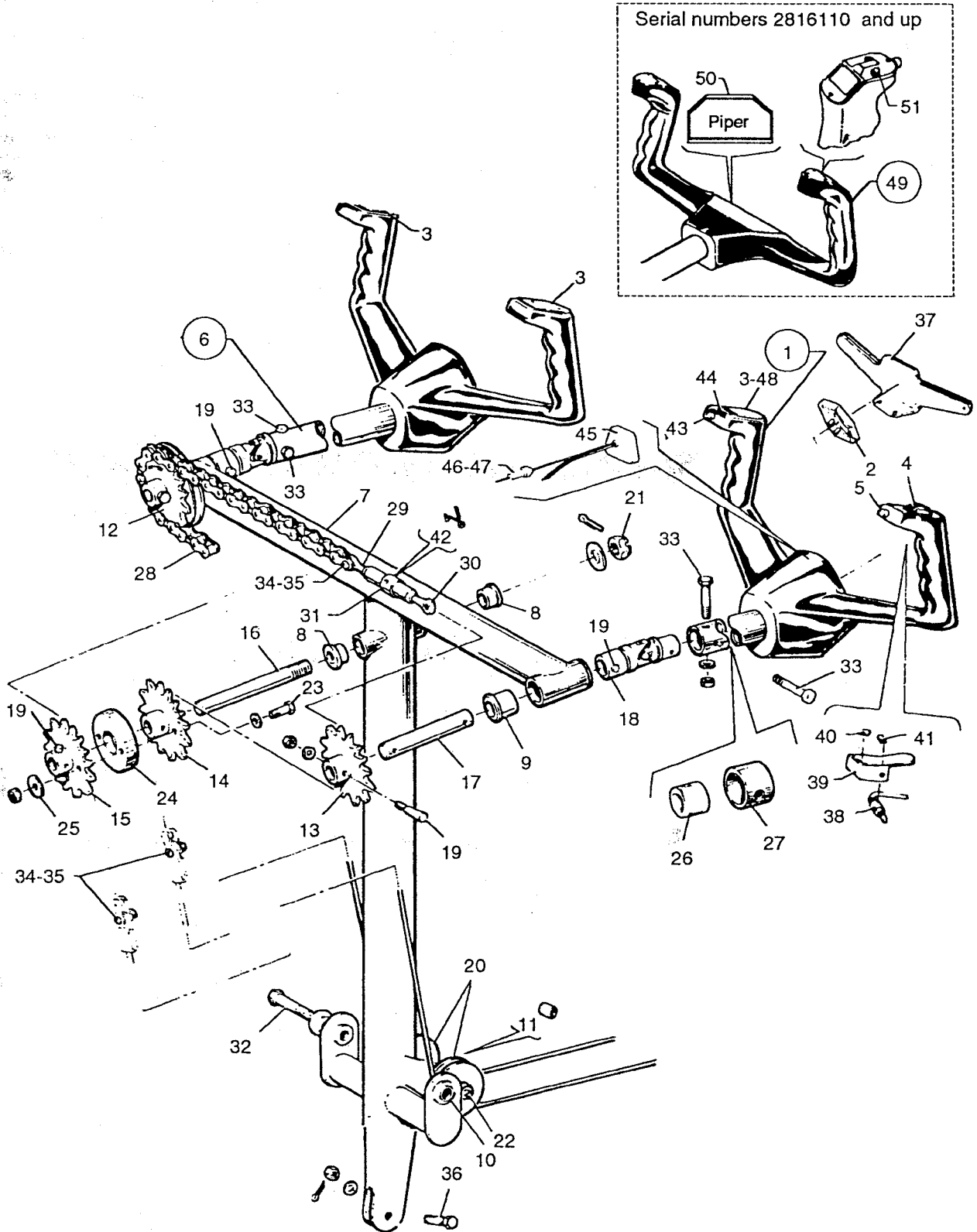


Figure 57. Control Wheel Installation

**PIPER AIRCRAFT
PA-28-151/161 WARRIOR
AIRPLANE PARTS CATALOG**

CODE EXPLANATIONS FOR FIGURE 57

- A - Used on PA-28-161 if boom mike only is installed.
- B - For serial numbers 2816110 and up, see Item 49.
- C - Used if boom mike with electric trim and AutoFlite II is installed.
- D - Control wheel assembly does not include switches. Order desired switches separately.
- E - Used if remote transponder identification switch is installed on right grip of control wheel.

PIPER AIRCRAFT

PA-28-151/161 WARRIOR

AIRPLANE PARTS CATALOG

Figure and Index Number	Part Number	Code	Nomenclature	No. Req.	Serial Numbers Affected
57-	35135		DRAWING - Control System Installation		
-1	79276-00	B,D	WHEEL ASSEMBLY - Control (left grip cored)	2	
	79276-872	B,D,E	WHEEL ASSEMBLY - Control (both grips cored)	2	28-8116001 thru 2816109
-2	79275-00		* MEDALLION - Control wheel	1	
-3	67491-00		* PLATE - Control wheel cover (standard)	2	
-4	761 039		KIT - Electric trim switch assembly	1	
-5	67463-00		SWITCH ASSEMBLY - AutoFlite	1	
-6	62019-03		CONTROL COLUMN ASSEMBLY	1	
-7	62703-33		* TEE BAR ASSEMBLY - Control column	1	
-8	452 372		* * BEARING - (F-504-2)	2	
-9	452 389		* BEARING - (F-852-2)	4	
-10	452 388		* BEARING - (F4DD)	2	
-11	62712-04		* BUSHING - Control column pulley	2	
-12	62845-02		* SPROCKET ASSEMBLY - Control column, right	1	
-13	62839-00		* SPROCKET ASSEMBLY - Control column, left	1	
-14	62778-00		* SPROCKET - Control column, center rear	1	
-15	63404-00		* SPROCKET - Control column, center front	1	
-16	69077-00		* SHAFT - Control column, center	1	
-17	62716-07		* SHAFT - Control column	2	
-18	62834-02		* UNIVERSAL JOINT - Control column	2	
-19	480 730		* PIN - (AN386-1-6A)	5	
	494 093		* WASHER - (AN975-3)	5	
	404 835		* NUT - (MS20364-1032C)	5	
-20	481 651		* PULLEY - Control column (MS20220-1)	2	
-21	407 568		* WASHER - (AN960-716)	1	
	404 104		* NUT - (AN310-7)	1	
	424 060		* COTTER PIN - (MS24665-285)	1	
-22	401 333		* BOLT - (AN4-35A)	1	
	407 565		* WASHER - (AN960-416)	4	
	404 888		* NUT - (MS20365-428C)	1	
-23	401 269		* BOLT - (AN3-10A)	2	
	407 564		* WASHER - (AN960-10)	2	
	407 584		* WASHER - (AN960-10L)	2	
	404 887		* NUT - (MS20365-1032C)	2	
-24	62782-00		* SPACER - Control column	1	
-25	62784-00		* WASHER - Control column	2	
-26	68557-00		* BUSHING - Control column	2	
-27	67193-04		STOP - Tee bar, left	1	
-28	62858-02		CHAIN - Control	2	
-29	62840-02		EYE BOLT - Turnbuckle, right	1	
-30	62840-03		EYE BOLT - Turnbuckle, left	1	
-31	489 910		BARREL - Turnbuckle (MS21251-B5S)	2	
-32	401 310		BOLT - (AN4-10A)	2	
	62833-85		WASHER - (O.D. 1.50")	2	
	62833-86		WASHER - (O.D. .75")	2	
	404 888		NUT - (MS20365-428C)	2	
-33	66546-00		BOLT - Special	4	
	407 584		WASHER - (AN960-10L)	4	
	404 835		NUT - (MS20364-1032C)	4	
-34	82732-76		BUSHING - Control chain	4	
-35	400 653		BOLT - (AN21-9)	4	
	404 391		NUT - (AN320-1)	4	
	424 041		COTTER PIN - (MS24665-5)	4	

When ordering, always specify Part Number, Description, and Serial Number of Aircraft

**PIPER AIRCRAFT
PA-28-151/161 WARRIOR
AIRPLANE PARTS CATALOG**

Figure and Index Number	Part Number	Code	Nomenclature	No. Req.	Serial Numbers Affected
57-36	400 056		BOLT - (AN3-11)	1	
	407 564		WASHER - (AN960-10)	1	
	404 100		NUT - (AN310-3)	1	
	424 051		COTTER PIN - (M524665-132)	1	
-37	67984-02		CLIP ASSEMBLY - Map	1	28-7716001 thru 2816109
-38	487 904		SWITCH - Boom mike (39-1)	1	28-7816001 thru 2816109
-39	37729-02	C	BRACKET ASSEMBLY - Switch	1	28-7816001 thru 2816109
-40	35669-16		PLACARD - A/P INTR.	1	28-7816001 thru 2816109
-41	35669-17		PLACARD - Mike	1	28-7816001 thru 2816109
-42	554 979		CLIP - Tumbuckle (MS21256-1)	2	
-43	487 904		SWITCH - Remote transponder identifier (39-1)	1	28-8116001 thru 2816109
-44	35669-188		PLACARD - Transponder ident	1	28-8116001 thru 2816109
-45	548 561		CLOCK - Control wheel (AT4210 PO)	1	28-8116001 thru 2816109
-46	465 258		FUSEHOLDER - (155020)	1	28-8116001 thru 2816109
-47	461 629		FUSE - (311005)	1	28-8116001 thru 2816109
-48	67491-03	A	PLATE - Control wheel cover, right	1	28-7816001 thru 2816109
-49	85292-07		WHEEL ASSEMBLY - Control, pilot (with mic switch)	1	2816110 and up
	85292-09		WHEEL ASSEMBLY - Control, copilot (with mic switch)	1	2816110 and up
-50	85189-02		* COVER ASSEMBLY - Control wheel	1	2816110 and up
-51	688 289		* SWITCH - Microphone	1	2816110 and up

When ordering, always specify Part Number, Description, and Serial Number of Aircraft

Revised: July 30, 1994

PIPER AIRCRAFT
PA-28-151/161 WARRIOR
AIRPLANE PARTS CATALOG

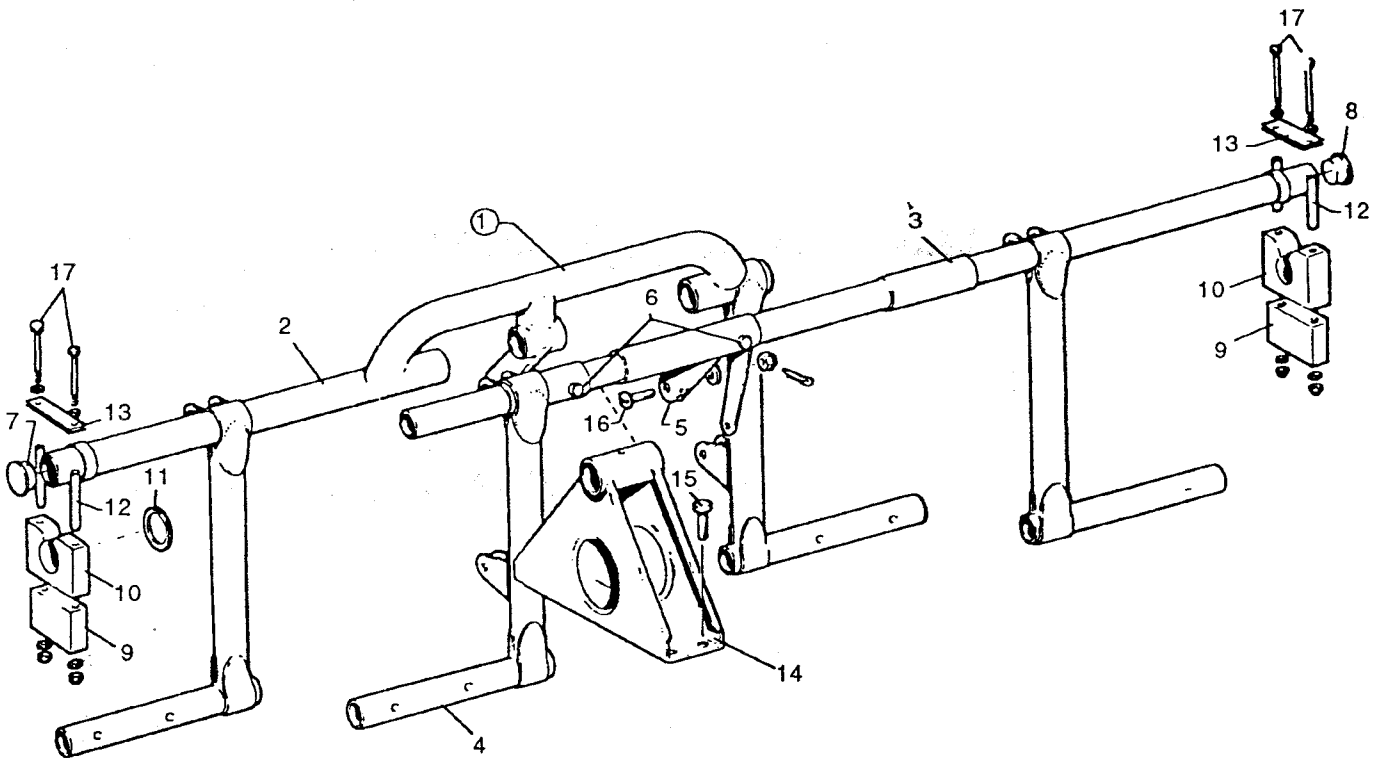


Figure 58. Rudder Pedal Installation

**PIPER AIRCRAFT
PA-28-151/161 WARRIOR
AIRPLANE PARTS CATALOG**

CODE EXPLANATIONS FOR FIGURE 58

Reissued: December 1, 1989

**PIPER AIRCRAFT
PA-28-151/161 WARRIOR
AIRPLANE PARTS CATALOG**

Figure and Index Number	Part Number	Code	Nomenclature	No. Req.	Serial Numbers Affected
58-	35135		DRAWING Control System Installation		
-1	63459-19		RUDDER PEDAL ASSEMBLY - Complete	1	
-2	63420-08		*PEDAL AND BAR ASSEMBLY	1	
-3	63419-00		*PEDAL AND BAR ASSEMBLY	1	
-4	63458-05		*PEDAL AND BAR ASSEMBLY	1	
-5	66661-00		*ARM ASSEMBLY - Connector	1	
-6	402 314		*BOLT - (AN174-13A)	2	
	407 585		*WASHER - (AN960-416)	2	
	404 888		*NUT - (MS20365-428C)	2	
-7	581 330		*PLUG - Rudder pedal assembly	1	
-8	581 332		*PLUG - Rudder pedal assembly	1	
-9	63456-00		BLOCK - Rudder bar support, bottom	2	
-10	65050-00		BLOCK - Rudder bar support, top	2	
-11	62833-17		WASHER - Rudder bar support	2	
-12	65003-03		BUSHING - Rudder bar support	4	
-13	63455-00		PLATE - Rudder bar support	6	
-14	63451-00		SUPPORT ASSEMBLY - Rudder bar	1	
-15	400 438		BOLT - (AN3-4A)	4	
-16	400 672		BOLT - (AN23-10)	2	
-17	400 456		BOLT - (AN3-31A)	4	

When ordering, always specify Part Number, Description, and Serial Number of Aircraft

PIPER AIRCRAFT
PA-28-151/161 WARRIOR
AIRPLANE PARTS CATALOG

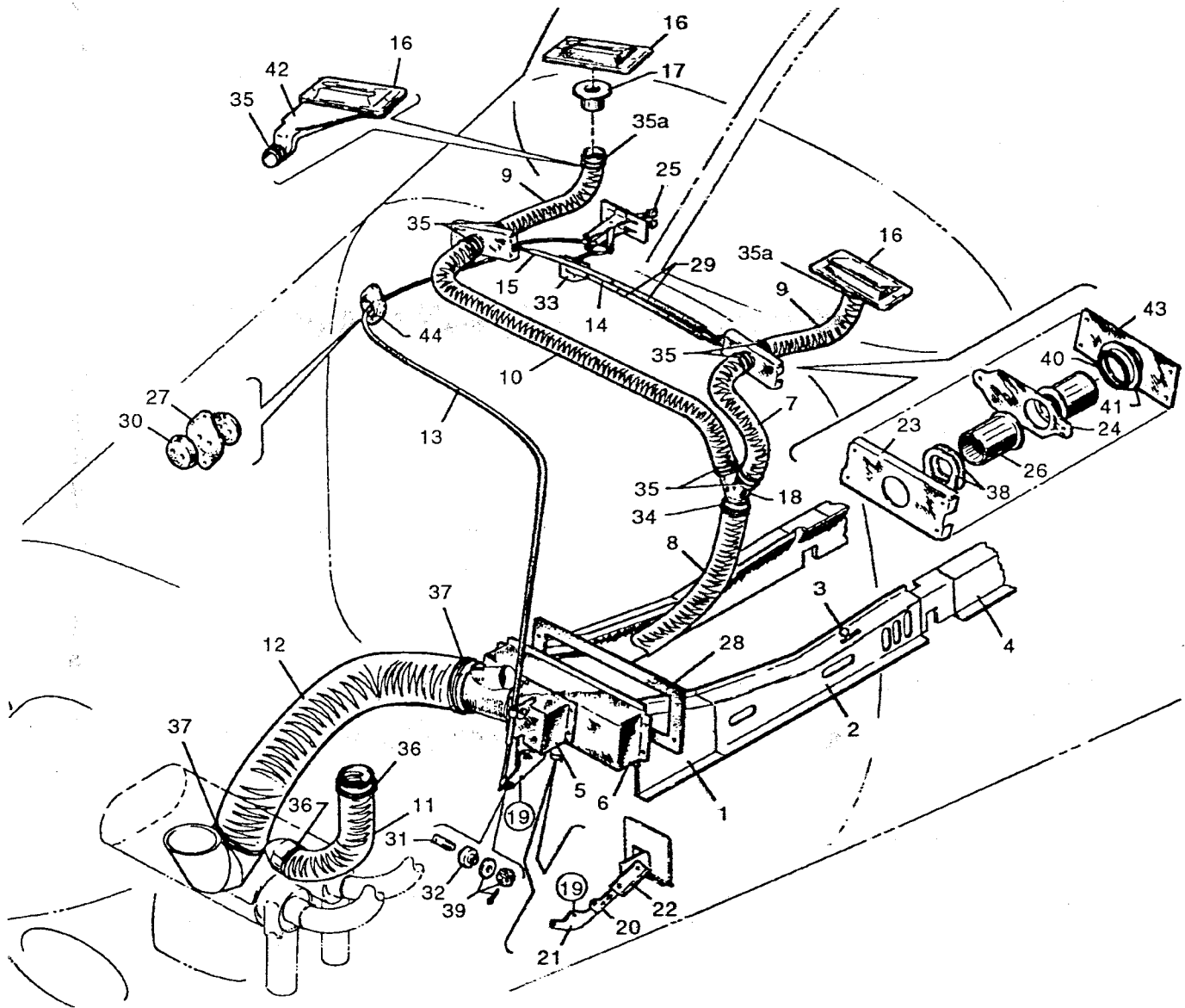


Figure 59. Cabin Heat and Defroster Installation

**PIPER AIRCRAFT
PA-28-151/161 WARRIOR
AIRPLANE PARTS CATALOG**

CODE EXPLANATIONS FOR FIGURE 59

- A -
- B - Used on PA-28-151 with serial numbers 28-7615067 and up, and PA-28-161.
- C - Used on PA-28-151 with serial numbers 28-7415001 and up, and PA-28-161 with serial numbers 28-7716001 thru 28-7916461.
- D -
- E - Black only.
- F - Used on PA-28-151 with serial numbers 28-7415001 and up, and PA-28-161 with serial numbers 28-7716001 thru 28-8216236.

PIPER AIRCRAFT PA-28-151/161 WARRIOR AIRPLANE PARTS CATALOG

Figure and Index Number	Part Number	Code	Nomenclature	No. Req.	Serial Numbers Affected
59-	35359		DRAWING - Cabin Heat System Installation		
	35360		DRAWING - Defroster System Installation		
	36511		DRAWING - Duct Assembly, Cabin Heat, Center		
-1	76219-00		DUCT ASSEMBLY - Cabin heat, front, left	1	
	76219-01		DUCT ASSEMBLY - Cabin heat, front, right	1	
-2	36511-02		DUCT ASSEMBLY - Cabin heat, center, left	1	
	36511-03		DUCT ASSEMBLY - Cabin heat, center, right	1	
	36505-02	E	* COVER - Duct assembly, cabin heat, center, left	1	
	36505-03	E	* COVER - Duct assembly, cabin heat, center, right	1	
-3	66980-00		* KNOB - Heat duct	1	
-4	76129-06		DUCT ASSEMBLY - Cabin heat, rear, left	1	
	76129-07		DUCT ASSEMBLY - Cabin heat, rear, right	1	
-5	35307-11		BOX ASSEMBLY - Cabin heat distributor	1	
	99931-05		* VALVE ASSEMBLY - Cabin heat	1	
-6	35335-00		BOX - Cabin heat distributor	1	
	35335-03		BOX - Cabin heat distributor	1	
-7	63633-15	F	HOSE - Defroster	1	
	63633-195		HOSE - Defroster	1	28-8316001 and up
-8	63633-55		HOSE - Defroster	1	
-9	63633-56		HOSE - Defroster	2	28-7415001 thru 28-7615066
	63882-94		SLEEVE - Insulating	2	28-7716001 and up
-10	63633-60	F	HOSE - Defroster	1	
	63633-194		HOSE - Defroster	1	28-8316001 and up
-11	63633-89		HOSE - Air inlet	1	
-12	63633-107		HOSE - Cabin heat inlet	1	
-13	554 142	F	CABLE ASSEMBLY - Cabin heat control (PS50146-4-3)	1	
	553 878		CABLE ASSEMBLY - Cabin heat control (PS50146-4-10)	1	28-8316001 and up
-14	554 143		CABLE ASSEMBLY - Defroster control (PS50146-6-2)	1	
-15	554 144		CABLE ASSEMBLY - Defroster valve (PS50146-6-1)	1	
-16	65318-00		OUTLET - Defroster air	2	
-17	69278-00		OUTLET ASSEMBLY - Defroster air	2	28-7415001 thru 28-7615066
-18	69229-00		TAKE-OFF ASSEMBLY - Defroster air	1	
-19	36558-06	C	LINK ASSEMBLY - Cabin heat box	1	
-20	36558-02		LINK - Cabin heat box	1	28-7916462 and up
-21	36558-03		LINK - Cabin heat box	1	28-7916462 and up
-22	35505-00		LINK - Cabin heat box	1	
-23	69273-00		HOUSING - Defroster valve	2	
-24	67705-00		GATE - Defroster valve	2	
-25	66980-00		KNOB - Cabin heat and defroster	2	
-26	69279-00		TUBE - Defroster valve	4	
-27	22105-03		GASKET - Firewall seal	1	
-28	62969-00		GASKET - Distributor box	1	
-29	63882-31		SLEEVE - Defroster cable	2	
-30	68770-14		GROMMET - Firewall seal	2	
-31	70371-03		STUD - Swivel fitting	1	
-32	70371-02		FITTING - Swivel	1	
-33	69275-00		CLAMP - Defroster cable	1	
-34	554 896		CLAMP - (SAE TYA-1 1/2)	2	
-35	454 985		CLAMP - (SAE TYA-1)	6	
-35a	454 985		CLAMP - (SAE TYA-1)	2	28-7415001 thru 28-7615066
-36	554 882		CLAMP - (SAE TYA-2 9/16)	2	
-37	454 993		CLAMP - (SAE TYA-3 1/16)	2	
-38	494 123		WASHER - Spring (35)	4	

When ordering, always specify Part Number, Description, and Serial Number of Aircraft

Revised: July 30, 1994

**PIPER AIRCRAFT
PA-28-151/161 WARRIOR
AIRPLANE PARTS CATALOG**

Figure and Index Number	Part Number	Code	Nomenclature	No. Req.	Serial Numbers Affected
59-39	404 100		NUT - (AN310-3)	1	
	407 564		WASHER - (AN960-10)	1	
	424 051		COTTER PIN - (MS24665-132)	1	
-40	484 841		PACKING - O-ring (NAS1593-213)	2	
-41	62833-104		WASHER	2	
-42	79615-02	B	DUCT ASSEMBLY - Defroster, left	1	
	79615-03	B	DUCT ASSEMBLY - Defroster, right	1	
-43	69274-00		PLATE - Defroster valve	2	
-44	66789-00		PLATE - Firewall seal	2	

When ordering, always specify Part Number, Description, and Serial Number of Aircraft

PIPER AIRCRAFT
PA-28-151/161 WARRIOR
AIRPLANE PARTS CATALOG

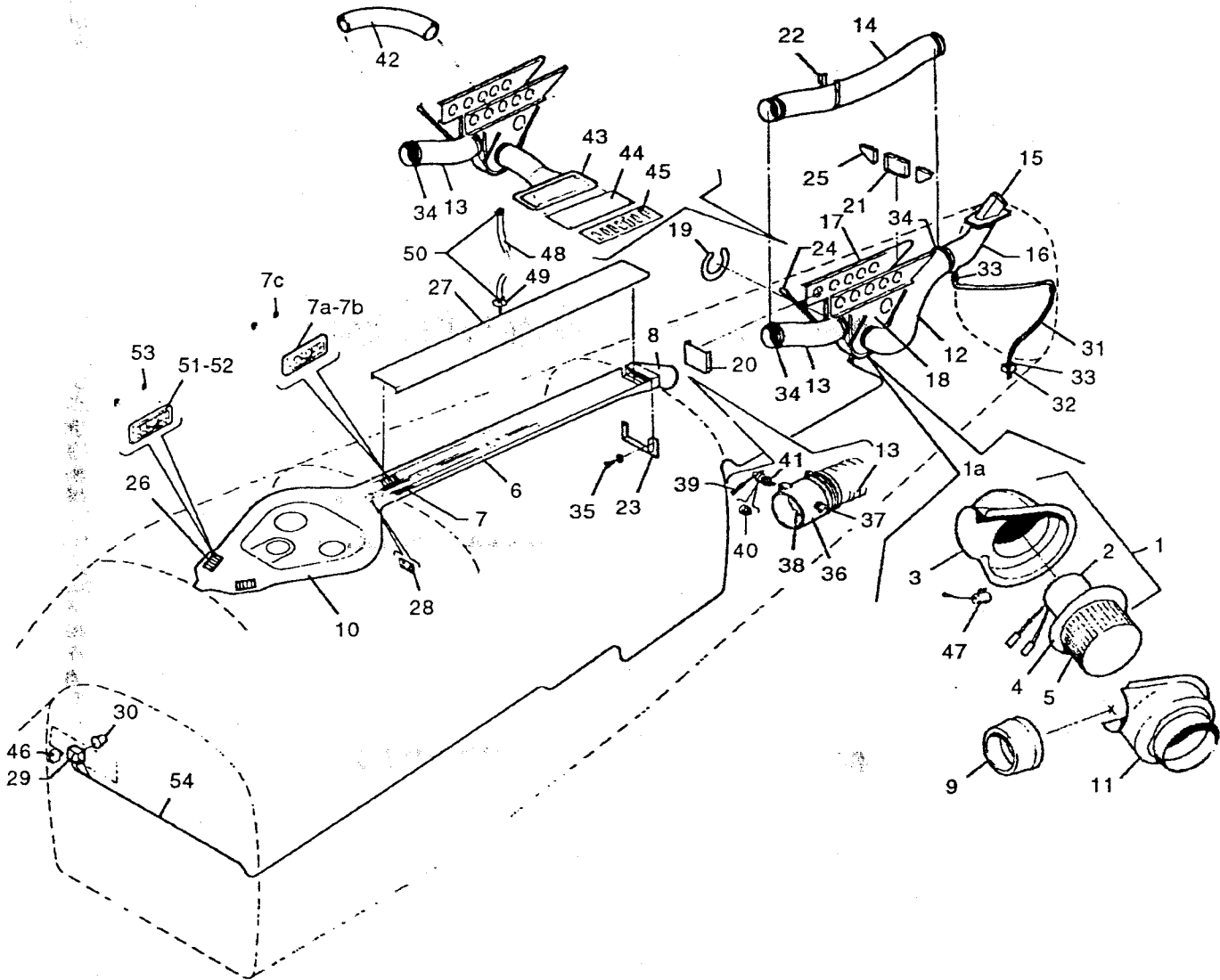


Figure 60. Cabin Overhead Air Vent Installation

Reissued: December 1, 1989

**PIPER AIRCRAFT
PA-28-151/161 WARRIOR
AIRPLANE PARTS CATALOG**

CODE EXPLANATIONS FOR FIGURE 60

- A - Used on PA-28-151 with serial numbers 28-7515255 thru 28-7615445. Also used on PA-28-151 with serial numbers 28-7415001 thru 28-7515254 if fresh air Flapper Valve Kit 760 901 has been installed per Service Letter 738A.
- B - Used on PA-28-151 with serial numbers 28-7715001 and up, and PA-28-161.
- C - Used on PA-28-161 28 volt system.
- D - Used on PA-28-151 with serial numbers 28-7515255 and up, and PA-28-161. Also used on PA-28-151 with serial numbers 28-7415001 thru 28-7515254 if fresh air Flapper Valve Kit 760 901 has been installed per Service Letter 738A.
- E - Used on PA-28-151 with serial numbers 28-7415001 and up, and PA-28-161 with serial numbers 28-7716001 thru 28-7716269.
- F - Used on PA-28-161 with serial numbers 28-7716270 and up. Also used on PA-28-151 with serial numbers 28-7415001 and up, and PA-28-161 with serial numbers 28-7716001 thru 28-7716269 if Blower Assembly Kit 761 150 has previously been installed.
- G - Used on PA-28-151 with serial numbers 28-7415001 and up, and PA-28-161 with serial numbers 28-7716001 thru 28-7816171. Order part for PA-28-161 with serial numbers 28-7816172 and up if the four position fan switch has been replaced with the three position fan switch.
- H - Used with the four position fan switch only.
- J - Used on PA-28-151 with serial numbers 28-7415001 and up, and PA-28-161 with serial numbers 28-7716001 thru 28-7916617.
- K - Used on PA-28-151 with serial numbers 28-7515255 and up, and PA-28-161 with serial numbers 28-7716001 thru 28-7916617. Also used on PA-28-151 with serial numbers 28-7415001 thru 28-7515254 if fresh air Flapper Valve Kit 760 901 has been installed per Service Letter 738A.
- L - Used on PA-28-151 with serial numbers 28-7415001 and up, and PA-28-161 with serial numbers 28-7716001 thru 28-8016081.
- M - Used on PA-28-151 with serial numbers 28-7715001 and up, and PA-28-161 with serial numbers 28-7716001 thru 28-8016314.
- N - Used on PA-28-151 only.
- P - Used if air conditioning is not installed.
- R - Used if air conditioning is installed.

PIPER AIRCRAFT PA-28-151/161 WARRIOR AIRPLANE PARTS CATALOG

Figure and Index Number	Part Number	Code	Nomenclature	No. Req.	Serial Numbers Affected
60-	76304		DRAWING - Fresh Air Ventilation System Installation		
	79273	J	DRAWING - Blower Ventilation Installation		
	79278	J	DRAWING - Ram Air Ventilation Installation		
	36983		DRAWING - Ram Air and Blower Air Ventilation Installation		28-8016001 and up
-1	761 150	E	BLOWER ASSEMBLY KIT - Fresh air	1	
	99642-03		BLOWER ASSEMBLY - Fresh air	1	28-7716270 and up
	99642-04		BLOWER ASSEMBLY - Partial, fresh air	1	
-1a	79266-00		BLOWER ASSEMBLY - Complete, fresh air	1	28-7716270 and up
	79266-02	C	BLOWER ASSEMBLY - Complete, fresh air	1	
-2	89423-02	F	* MOTOR ASSEMBLY - Blower (475 210)	1	
-3	37997-02		* COVER - Blower motor	1	
-4	99641-00		* PLATE ASSEMBLY - Motor mounting	1	
-5	452 935		BLOWER - (AE424-316-1)	1	
-6	76307-00		DUCT ASSEMBLY - Fresh air, center	1	28-7415001 thru 28-7515254
	76307-04	A	DUCT ASSEMBLY - Fresh air, center	1	
	76307-07	B	DUCT ASSEMBLY - Fresh air, center	1	
-7	462 080		* VENT ASSEMBLY - (10-0549-1C-C)	2	28-7415001 thru 28-7515049
	492 338		* VENT ASSEMBLY - (PS10023-16)	2	28-7515050 thru 28-7615445
-7a	473 187	B	* LOUVER - (136-1M), silver	2	
	473 195	B	* LOUVER - (336-1HS), black	2	
-7b	461 386	B	* FRAME - (173M), silver	2	
	461 391	B	* FRAME - (173B), black	2	
-7c	406 424		* NUT - (C2733-040-1)	8	
-8	35497-00		DUCT - Bulkhead interconnect	1	
-9	99633-00		DUCT - Hose connect	1	
-10	79187-00		PANEL ASSEMBLY - Cabin light and fresh air	1	28-7415001 thru 28-7615445
	99500-08	B	PANEL ASSEMBLY - Cabin light and fresh air (less speaker hole)	1	
	99500-06	B	PANEL ASSEMBLY - Cabin light and fresh air (with speaker hole)	1	
	99500-17		PANEL ASSEMBLY - Cabin light (less speaker hole)	1	
	86887-13		PANEL ASSEMBLY - Cabin light (less speaker hole)	1	
	99500-15		PANEL ASSEMBLY - Cabin light (less speaker hole)	1	
	86887-12		PANEL ASSEMBLY - Cabin light (less speaker hole)	1	
-11	79264-00		COVER ASSEMBLY - Fresh air blower	1	
-12	63633-126	J	HOSE - Air vent	1	
-13	63633-127		HOSE - Air vent	1	
-14	63633-131		HOSE - Air vent	1	28-7415001 thru 28-7515254
	63633-152	K	HOSE - Air vent	1	
-15	79270-00	J	FITTING ASSEMBLY - Air duct, upper	1	
-16	79271-00	J	FITTING ASSEMBLY - Air duct, lower	1	
	78376-00		TUBE	1	2816090 and up
	69989-11		PLATE	1	2816090 and up
-17	79280-00		INTERCOSTAL - Blower bracket support, left	1	
	79287-00		INTERCOSTAL - Blower bracket support, right	1	
-18	79281-00		HANGER ASSEMBLY - Blower, left	1	
	79282-00		HANGER ASSEMBLY - Blower, right	1	
-19	79284-00		RETAINER - Housing	1	
-20	79285-00		BRACKET - Blower support	1	
-21	79286-00		BRACKET - Blower support, aft	1	
-22	79292-00		STRAP - Air hose support	1	
-23	35498-00		FLANGE ASSEMBLY - Bulkhead interconnect	1	
-24	79303-00		BRACE - Hanger	2	
-25	79035-00		GUSSET ASSEMBLY - Intercostal	2	

When ordering, always specify Part Number, Description, and Serial Number of Aircraft

Reissued: December 1, 1989

**PIPER AIRCRAFT
PA-28-151/161 WARRIOR
AIRPLANE PARTS CATALOG**

Figure and Index Number	Part Number	Code	Nomenclature	No. Req.	Serial Numbers Affected
-26	492 335		VENT ASSEMBLY - (10-0549-1C-D)	2	28-7415001 thru 28-7515049
	492 339		VENT ASSEMBLY - (PS10023-17)	2	28-7515050 thru 28-7615445
-27	76309-00		CHANNEL - Fresh air duct	1	
-28	69669-77	D	PLACARD - Cabin air	1	
-29	763 814	G	SWITCH REPLACEMENT KIT - Fan (4 position)	1	
	588 109		SWITCH - (MS35058-21) (3 position)	1	28-7816172 and up
-30	571 162	H	KNOB - (RB-67-1-SB-M)	1	
-31	63904-89	J	TUBE - Drain	1	
-32	79290-00	J	TUBE ASSEMBLY - Drain		
-33	554 861	J	CLAMP - (SAE TY F-4)	2	
-34	554 640		CLAMP - (SAE TY A-4 5/8)	4	
-35	419 681		SCREW - (PS10012-4)	7	
	494 003		WASHER - (PS10016-6)	7	
-36	69885-00	D	FLAPPER VALVE ASSEMBLY - Fresh air Intake		
-37	69885-02	D	* SHAFT ASSEMBLY		
-38	69885-03	D	* FLAPPER ASSEMBLY		
-39	554 366	D	CABLE ASSEMBLY - Fresh air flapper (PS50146-2-2)		
-40	70371-02	D	FITTING - Swivel		
-41	70371-03	D	STUD - Swivel fitting		
	407 564	D	WASHER - (AN960-10)		
	404 392	D	NUT - (AN320-3)		
	424 051	D	COTTER PIN - (MS24665-132)		
-42	63633-184		HOSE - Air vent	1	28-8016001 and up
-43	36615-05		DUCT ASSEMBLY - Air vent (with filter)	1	28-8016001 and up
-44	36616-03		* FILTER - Air vent	1	28-8016001 and up
-45	36612-02		LOUVER - Air vent	1	28-8016001 and up
-46	454 709	L	CIRCUIT BREAKER - (PS50120-1-9) 20 amp, Mech. Products, Inc.		
	454 743		CIRCUIT BREAKER - (PS50120-3-36) 20 amp, Wood Electric Corp.	1	28-8016082 and up
-47	63897-06		CAPACITOR ASSEMBLY	1	28-8016001 thru 2816059
-48	63904-112		HOSE - Drain	1	28-8016001 and up
-49	79290-00		TUBE ASSEMBLY - Drain	1	28-8016001 and up
-50	554 861		CLAMP - (SAE TY F-4)	2	28-8016001 and up
-51	473 187	B	LOUVER - (136-1M), silver	2	
	473 195	B	LOUVER - (336-1HS), black	2	
-52	461 386	B	FRAME - (173M), silver	2	
	461 391	B	FRAME - (173B), black	2	
-53	406 424		NUT - (C2733-040-1)	8	
-54	79293-04		CABLE - Blower		

When ordering, always specify Part Number, Description, and Serial Number of Aircraft

PIPER AIRCRAFT
PA-28-151/161 WARRIOR
AIRPLANE PARTS CATALOG

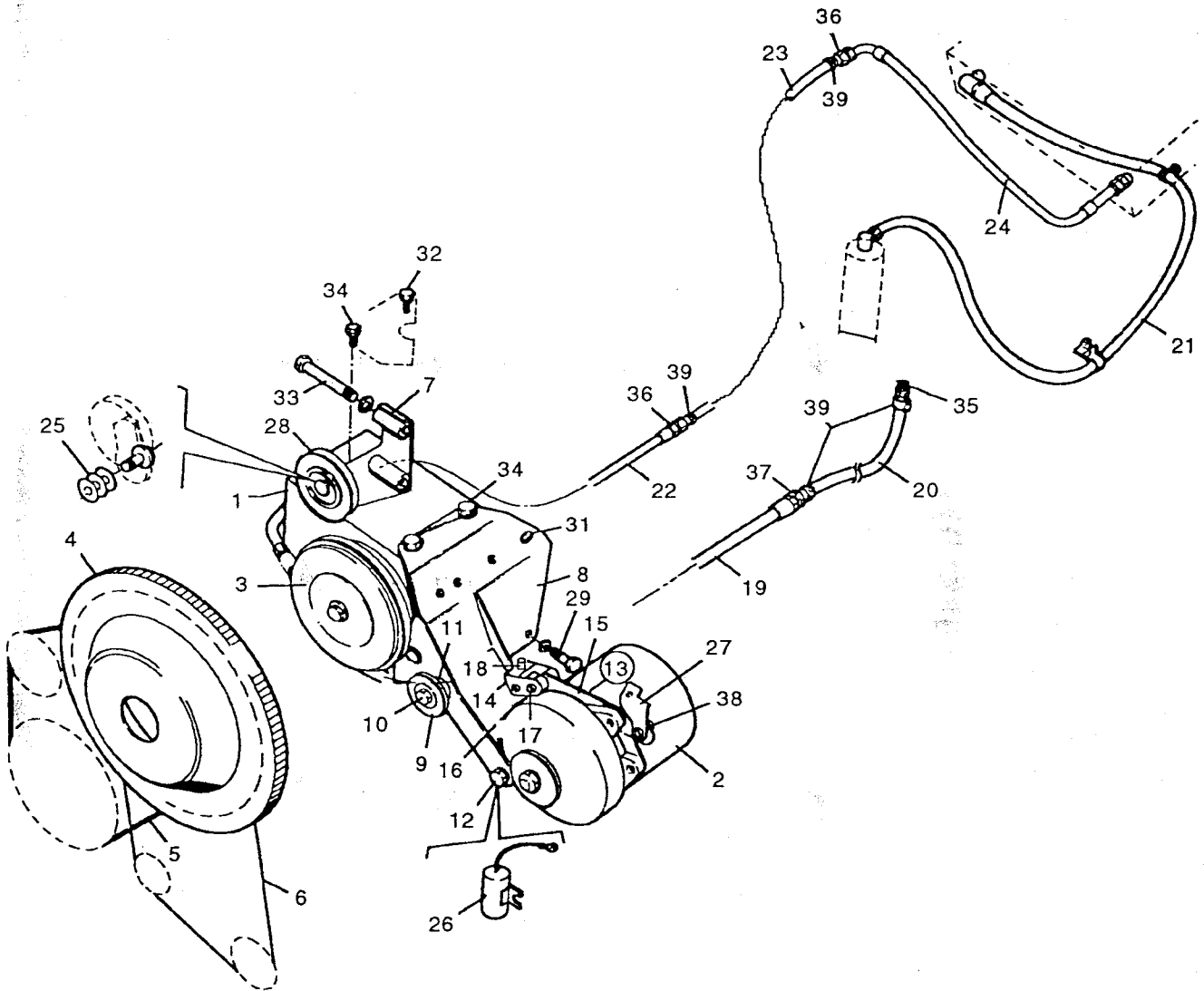


Figure 61. Air Conditioning Compressor, Refrigerant Lines and Alternator Installation
(28-7816001 and up)

Reissued: December 1, 1989

**PIPER AIRCRAFT
PA-28-151/161 WARRIOR
AIRPLANE PARTS CATALOG**

CODE EXPLANATIONS FOR FIGURE 61

- A - See Figure 69 for component parts.
- B - If original one piece twisted brace has been replaced with a three piece bracket assembly, order individual parts for serial numbers 28-7916286 and up as desired.
- C - Used if Refrigerant Line Fitting Replacement Kit 764 244 has not been installed.
- D - Order parts for serial numbers 28-8216075 and up if Refrigerant Line Fitting Replacement Kit 764 244 has been installed per Service Spares Letter 387.

**PIPER AIRCRAFT
PA-28-151/161 WARRIOR
AIRPLANE PARTS CATALOG**

Figure and Index Number	Part Number	Code	Nomenclature	No. Req.	Serial Numbers Affected
61-	99109		DRAWING - Air Conditioning Compressor and Alternator Installation		
	37938		DRAWING - Air Conditioning Refrigerant Lines Installation		
-1	555 412		COMPRESSOR ASSEMBLY - (F209-16764)	1	
-2	551 983	A	ALTERNATOR ASSEMBLY - Prestolite (ALY-6422)	1	
-3	554 761		CLUTCH ASSEMBLY - (10616)	1	
-4	462 111		RING GEAR ASSEMBLY - (LW11572)	1	
-5	452 824		BELT - (PS10069-1-4)	1	
-6	452 823		BELT - (PS10069-1-3)	1	
-7	99624-00		BRACKET ASSEMBLY - Compressor upper	1	
-8	79584-08		BRACKET ASSEMBLY - Compressor lower	1	
-9	99072-00		* PULLEY ASSEMBLY - Alternator drive	1	
-10	553 230		* BOLT - (NAS2906-20)	1	
	62833-82		* WASHER - Alternator pulley	2	
	79558-02		* NUT - Alternator pulley	1	
-11	95061-151		* BUSHING - Alternator idler pulley	1	
-12	401 394		BOLT - (AN6-13A)	2	
	407 567		WASHER - (AN960-616)	2	
	404 890		NUT - (MS20365-624C)	2	
-13	79886-11	B	BRACKET ASSEMBLY COMPLETE - Alternator support	1	28-7816001 thru 28-7916285
-14	79886-03		*CHANNEL ASSEMBLY - Alternator support	1	28-7916286 and up
-15	79886-04		* ARM ASSEMBLY - Alternator support	1	28-7916286 and up
-16	79886-07		* ARM ASSEMBLY - Alternator support	1	28-7916286 and up
-17	400 009		* BOLT - (AN4-14A)	2	28-7916286 and up
	407 585		* WASHER - (AN960-416L)	2	28-7916286 and up
	404 888		* NUT - (MS20365-428C)	2	28-7916286 and up
-18	486 126		* BOLT - (MS16997-81)	1	28-7916286 and up
-19	99592-02		HOSE ASSEMBLY - Suction	1	
-20	63904-72		HOSE - Suction	1	
-21	565 578		HOSE ASSEMBLY - Receiver dehydrator to condenser	1	
-22	99592-04		HOSE ASSEMBLY - Pressure	1	
-23	63904-80		HOSE - Discharge (length 117)	1	
-24	565 576		HOSE ASSEMBLY - Discharge (length 25")	1	
-25	62833-83		WASHER	3	
-26	63897-03		CAPACITOR ASSEMBLY	1	
-27	99580-00		CLIP ASSEMBLY - Left front baffle	1	
-28	99080-00		IDLER PULLEY ASSEMBLY - Compressor drive		
-29	401 988		BOLT - (MS20074-06-11)	2	
	407 587		WASHER - (AN960-616L)	1	
-30	400 616		BOLT - (AN8H-7A)	1	
	407 569		WASHER - (AN960-816)	1	
-31	401 970		BOLT - (MS20074-05-05)	4	
	407 566		WASHER - (AN960-516)	4	
-32	401 987		BOLT - (MS20074-06-06)	1	
	407 587		WASHER - (AN960-616L)	1	
-33	401 461		BOLT - (AN6H-22A)	2	
	407 567		WASHER - (AN960-616)	4	
	407 587		WASHER - (AN960-616L)	2	
	407 046		WASHER - (MS35339-46)	2	
-34	401 986		BOLT - (MS20074-06-05)	3	
	407 587		WASHER - (AN960-616L)	3	
-35	451 906	D	ADAPTER - (PS10022-6-4)	1	28-7816001 thru 28-8216074
	561 012		FITTING - (FC9158-0808S)	1	28-8216075 and up
	584 258		REDUCER - (661FHD-8-10)	1	28-8216075 and up

When ordering, always specify Part Number, Description, and Serial Number of Aircraft

Reissued: December 1, 1989

**PIPER AIRCRAFT
PA-28-151/161 WARRIOR
AIRPLANE PARTS CATALOG**

Figure and Index Number	Part Number	Code	Nomenclature	No. Req.	Serial Numbers Affected
61-36	451 907	D	ADAPTER - (PS10022-6-13)	2	28-7816001 thru 28-8216074
	561 013		FITTING - (FC9158-0606S)	2	
	584 256		REDUCER - (42F-8-6)	2	
-37	451 908	D	ADAPTER - (PS10022-6-14)	1	28-7816001 thru 28-8216074
	561 012		FITTING - (FC9158-0808S)	1	
	584 257		REDUCER - (42F-10-8)	1	
-38	401 970		BOLT - (MS20074-05-06)	1	28-8216075 and up
	407 586		WASHER - (AN960-516L)	2	
-39	554 678	C	CLAMP - (H-6)	4	28-7716001 thru 28-8216074

When ordering, always specify Part Number, Description, and Serial Number of Aircraft

PIPER AIRCRAFT
PA-28-151/161 WARRIOR
AIRPLANE PARTS CATALOG

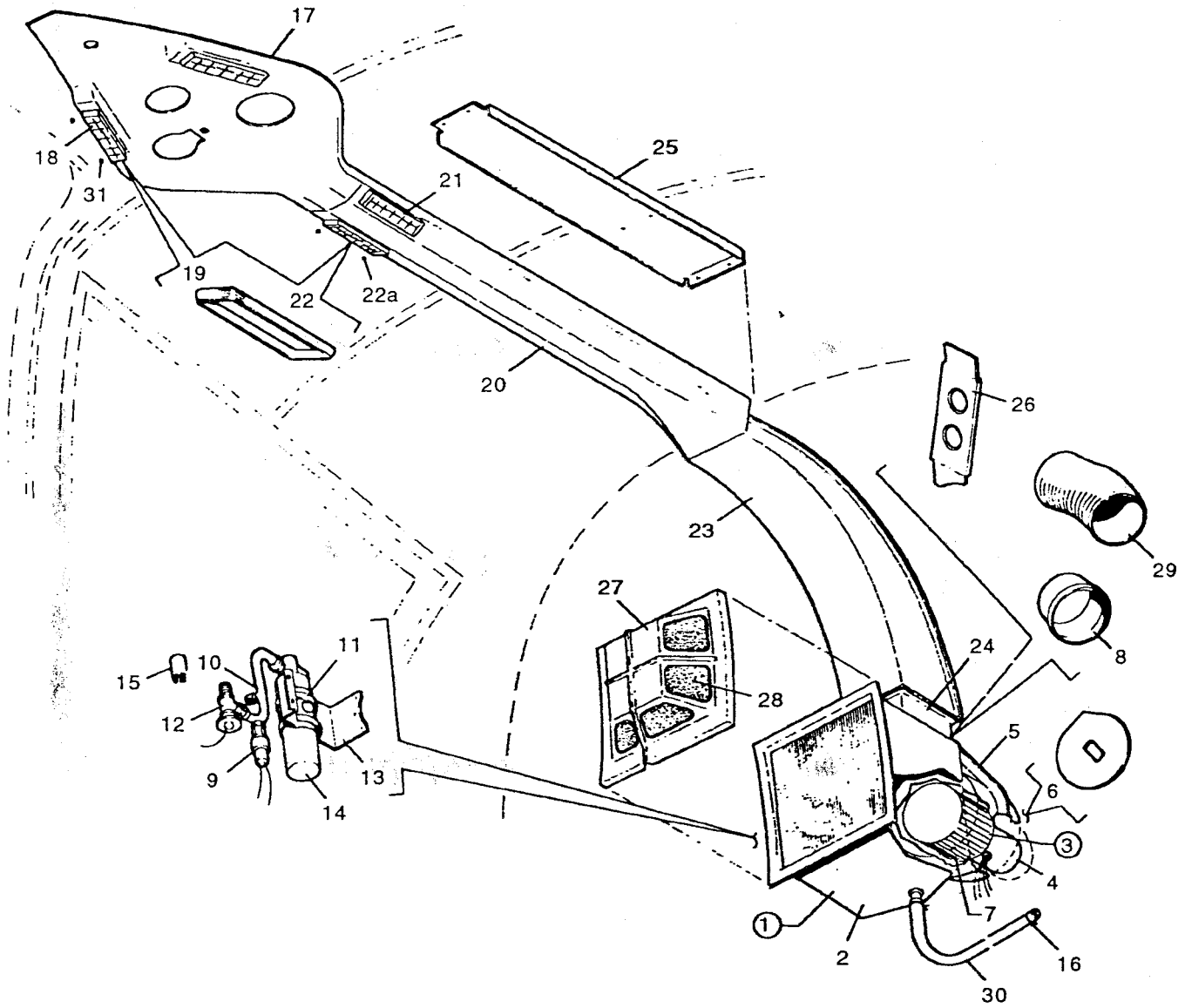


Figure 62. Air Conditioning Duct and Evaporator Installation
(28-7816001 and up)

Reissued: December 1, 1989

**PIPER AIRCRAFT
PA-28-151/161 WARRIOR
AIRPLANE PARTS CATALOG**

CODE EXPLANATIONS FOR FIGURE 62

- A - Without radio speaker.
- B - With radio speaker.
- C - If interconnect duct assembly and aft cabin bulkhead duct are bonded (not riveted) to aft cabin bulkhead, order part listed for serial numbers 28-8016048 and up.

PIPER AIRCRAFT

PA-28-151/161 WARRIOR

AIRPLANE PARTS CATALOG

Figure and Index Number	Part Number	Code	Nomenclature	No. Req.	Serial Numbers Affected
62-	76306		DRAWING - Air Conditioning Duct Installation		28-7816001 thru 28-8016047
	76493		DRAWING - Air Conditioning Duct Installation		28-8016048 and up
	99292		DRAWING - Evaporator Bulkhead Assembly		28-7816001 thru 28-8016047
	79849		DRAWING - Evaporator Bulkhead Assembly		28-8016048 and up
-1	99640-00		EVAPORATOR ASSEMBLY - Air conditioning	1	
-2	99640-03		* EVAPORATOR AND HOUSING ASSEMBLY - Air conditioning	1	
-3	99642-03		* BLOWER ASSEMBLY - Evaporator	1	
-4	89423-02		* * MOTOR ASSEMBLY - Evaporator blower (475 210)	1	
-5	37997-02		* * COVER - Evaporator blower	1	
-6	99641-00		* * PLATE ASSEMBLY - Motor mounting	1	
-7	452 935		* BLOWER - (AE424-316-1)	1	
-8	99633-00		* DUCT - Hose connect	1	
-9	99646-02		* SWITCH ASSEMBLY - Pressure	1	
-10	589 688		* TUBE ASSEMBLY - Evaporator inlet (37245-6-6S)	1	
-11	554 926		* CLAMP - (SAE TY F-44)	2	
-12	99648-00		* VALVE ASSEMBLY - Evaporator expansion	1	
-13	99650-00		* BRACKET - Receiver dehydrator	1	
-14	484 083		* RECEIVER DEHYDRATOR - (1106)	1	
-15	99661-00		* CLAMP - Bulb, expansion valve	1	
-16	554 861		CLAMP - (PS10017-23-6)	2	
-17	99500-06		PANEL ASSEMBLY - Cabin light and air conditioning duct	1	28-7816001 thru 28-8016047
	76496-12	B	PANEL ASSEMBLY - Cabin light and air conditioning duct	1	28-7716001 and up
	76496-13	A	PANEL ASSEMBLY - Cabin light and air conditioning duct	1	28-7716001 and up
-18	473 187		LOUVER - (136-1 M), silver	2	
	473 195		LOUVER - (336-1HS), black	2	
-19	461 386		FRAME - (173M), silver	2	
	461 391		FRAME - (173B), black	2	
-20	99541-02		DUCT ASSEMBLY - Air conditioning	1	28-7816001 thru 28-8016047
	79855-02		DUCT ASSEMBLY - Air conditioning	1	28-8016048 and up
-21	473 187		* LOUVER - (136-1M), silver	2	
	473 195		* LOUVER - (336-1HS), black	2	
-22	461 386		* FRAME - (173M), silver	2	
	461 391		* FRAME - (173B), black	2	
-22a	406 424		* NUT - (C2733-040-1)	8	
-23	99507-00	C	DUCT ASSEMBLY - Aft cabin bulkhead	1	28-7816001 thru 28-8016047
	79839-03		DUCT ASSEMBLY - Aft cabin bulkhead	1	28-8016048 and up
-24	99634-00	C	DUCT ASSEMBLY - Interconnect	1	28-7816001 thru 28-8016047
	79840-04		DUCT ASSEMBLY - Interconnect	1	28-8016048 and up
-25	76309-00		CHANNEL - Air conditioning	1	28-7816001 thru 28-8016047
	76309-02		CHANNEL - Air conditioning	1	28-8016048 and up
-26	99539-00		SUPPORT ASSEMBLY - Evaporator box	1	
-27	99550-02		COVER - Evaporator filter	1	
-28	99644-00		FILTER - Evaporator	1	
-29	63633-100		HOSE - Air conditioning	1	
-30	63913-199		HOSE - Evaporator drain	1	
-31	406 424		NUT - (C2733-040-1)	8	

When ordering, always specify Part Number, Description, and Serial Number of Aircraft

Reissued: December 1, 1989

PIPER AIRCRAFT
PA-28-151/161 WARRIOR
AIRPLANE PARTS CATALOG

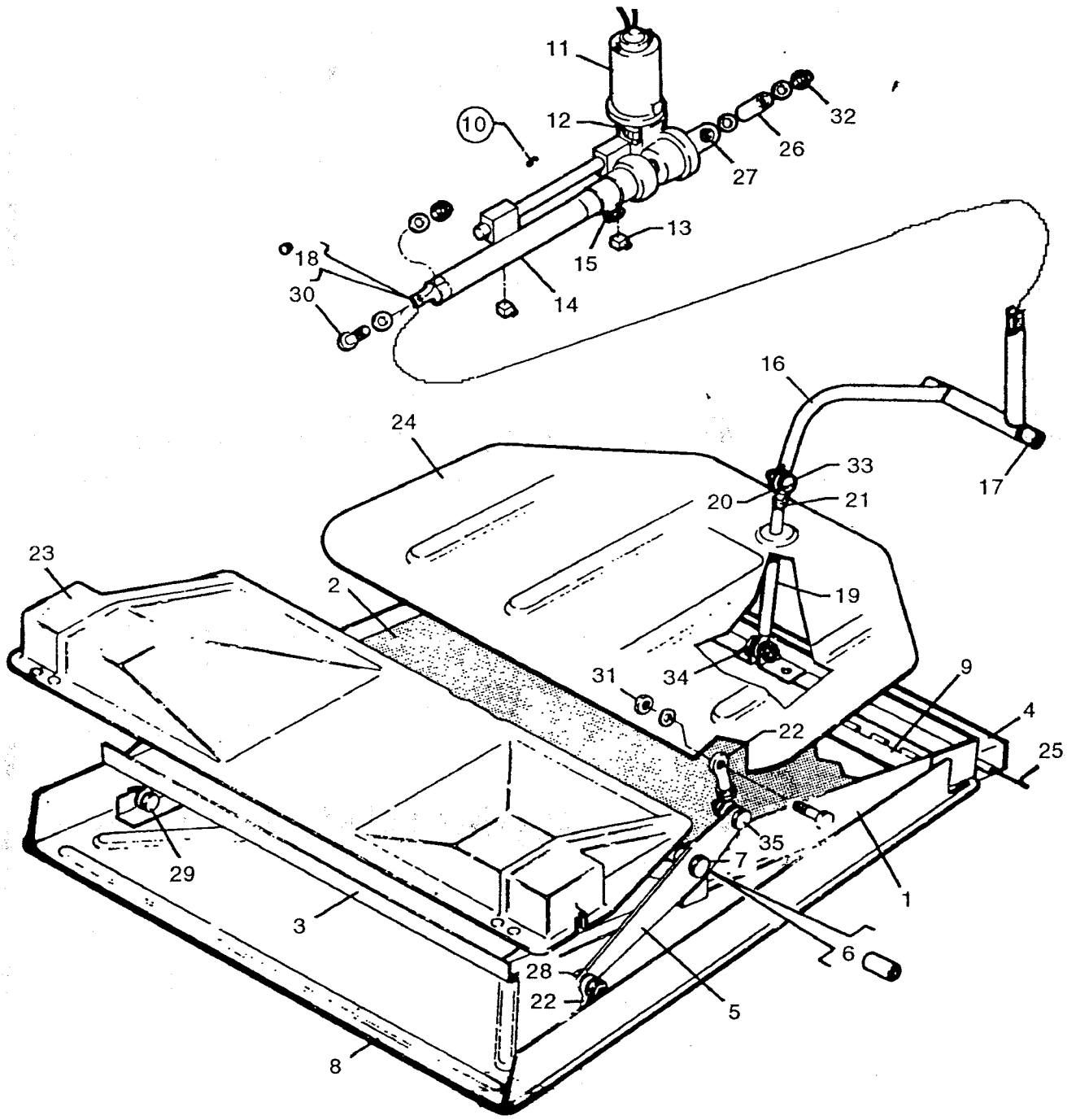


Figure 63. Air Conditioning Condenser Installation
(28-7816001 and up)

**PIPER AIRCRAFT
PA-28-151/161 WARRIOR
AIRPLANE PARTS CATALOG**

CODE EXPLANATIONS FOR FIGURE 63

Reissued: December 1, 1989

**PIPER AIRCRAFT
PA-28-151/161 WARRIOR
AIRPLANE PARTS CATALOG**

Figure and Index Number	Part Number	Code	Nomenclature	No. Req.	Serial Numbers Affected
63-	99855		DRAWING - Air Conditioning Condenser Installation		
-1	99387-00		CONDENSER ASSEMBLY - Air conditioning (complete) or (99387-04)	1	
-2	555 457		* CONDENSER - (IE-1415C)	1	
-3	99263-00		* HINGE ASSEMBLY - Condenser door	1	
-4	99275-02		* HINGE - Half	1	
-5	99495-00		* BELLCRANK ASSEMBLY - Condenser door mechanism	2	
-6	65003-56		* BUSHING	2	
-7	401 273		* BOLT - (AN3-14A)	2	
	407 584		* WASHER - (AN960-10L)	4	
	404 887		* NUT - (MS20365-1032C)	2	
-8	99271-00		DOOR ASSEMBLY - Louver	1	
-9	99275-02		* HINGE - Half	1	
-10	99854-00		TRANSMISSION ASSEMBLY - Condenser door actuating (complete)	1	
-11	761 519		* MOTOR ASSEMBLY - Transmission (C145-200)	1	
-12	753 085		* UNIVERSAL ASSEMBLY - (B100-06)	1	
-13	757 718		* SWITCH - Limit (V3L-3-D9)	2	
-14	99853-00		* TUBE ASSEMBLY - Actuator	1	
-15	554 714		* CLAMP - (AN741-8P)	1	
-16	99867-00		BELLCRANK ASSEMBLY - Condenser	1	
-17	452 570		* BUSHING - Bronze (FF565-2)	2	
-18	452 571		BEARING - (AA225-1)	1	
-19	99557-00		ROD ASSEMBLY - Condenser push	1	
-20	452 558		* BEARING - Rod end (PS10020-5-1R)	2	
-21	400 224		* NUT - (AN315-3R)	1	
-22	99561-00		BEARING ASSEMBLY - Condenser door actuating	4	
-23	99572-04		COVER ASSEMBLY - Forward	1	
-24	99569-00		COVER ASSEMBLY - Aft	1	
-25	99275-04		PIN - Hinge	1	
-26	65165-87		TUBE	2	
-27	452 561		BEARING - (AA304-20)	1	
-28	400 861		BOLT - (AN23-13A)	2	
	407 564		WASHER - (AN960-10)	2	
	62833-101		WASHER - (.56 O.D.)	2	
	404 887		NUT - (MS20365-1032C)	2	
-29	400 861		BOLT - (AN23-13A)	2	
	407 564		WASHER - (AN960-10)	4	
	62833-101		WASHER - (.56 O.D.)	2	
	404 887		NUT - (MS20365-1032C)	2	
-30	400 861		BOLT - (AN23-13A)	1	
	407 564		WASHER - (AN960-10)	1	
	404 887		NUT - (MS20365-1032C)	1	
-31	400 441		BOLT - (AN3-7A)	2	
	407 564		WASHER - (AN960-10)	6	
	404 887		NUT - (MS20365-1032C)	2	
-32	401 334		BOLT - (AN4-36A)	1	
	407 565		WASHER - (AN960-416)	3	
	404 888		NUT - (MS20365-428C)	1	
-33	400 861		BOLT - (AN23-13A)	1	
	407 564		WASHER - (AN960-10)	1	
	404 887		NUT - (MS20365-1032C)	1	
-34	401 269		BOLT - (AN3-10A)	1	
	407 564		WASHER - (AN960-10)	3	
	404 887		NUT - (MS20365-1032C)	1	
-35	400 440		BOLT - (AN3-6A)	2	
	407 564		WASHER - (AN960-10)	4	
	404 835		NUT - (MS20365-1032C)	2	

When ordering, always specify Part Number, Description, and Serial Number of Aircraft

**PIPER AIRCRAFT
PA-28-151/161 WARRIOR
AIRPLANE PARTS CATALOG**

**PAGES 1L3 THRU 1L24
INTENTIONALLY LEFT BLANK**

This page intentionally left blank.



WARRIOR

AIRPLANE PARTS CATALOG

CARD 2 OF 2

**PA-28-151 WARRIOR
PA-28-161 WARRIOR II
PA-28-161 WARRIOR III**

PIPER AIRCRAFT CORPORATION

**Courtesy of Bomar Flying Service
www.bomar.biz**

**PIPER AIRCRAFT
PA-28-151/161 WARRIOR
AIRPLANE PARTS CATALOG**

Published by
Technical Publications

Piper Aircraft Corporation
2926 Piper Drive
Vero Beach, Florida 32960
U.S.A.



Member of GAMA
General Aviation
Manufacturers Association

PIPER AIRCRAFT PA-28-151/161 WARRIOR AIRPLANE PARTS CATALOG

AEROFICHE EXPLANATION AND REVISION STATUS

The Parts Catalog information in this set of Aerofiche cards is arranged in accordance with general specifications of Aerofiche adopted by the General Aviation Manufacturer's Association.

Conversion of Aerofiche alpha/numeric code numbers:

- First number is the Aerofiche card identifier.
- Letter is the horizontal line reference per card.
- Second number is the vertical line reference per card.

Example: 2J16 = Aerofiche card number two of given set, Grid location J16.

REVISIONS

The information compiled in this Aerofiche Parts Catalog is kept current by revisions distributed periodically. Each revision is a complete Aerofiche card replacement and supersedes Aerofiche cards of the same number in the set.

Revisions to this PA-28-151/161 Parts Catalog (761 538) issued June 11, 1979 are as follows:

<u>Effectivity</u>	<u>Publication Date</u>	<u>Aerofiche Card Effectivity</u>
CR891201	December 1, 1989	1 and 2
PR940730	July 30, 1994	1 and 2

**PIPER AIRCRAFT
PA-28-151/161 WARRIOR
AIRPLANE PARTS CATALOG**

INTRODUCTION

This illustrated Parts Catalog provides simple, positive identification of replacement parts for the Piper Model PA-28-151/161 manufactured by the Piper Aircraft Corporation of Vero Beach, Florida.

NOTE: DO NOT USE THIS CATALOG FOR RIGGING AND INSTALLATION PURPOSES.

1. The catalog is divided into thirteen major sections as follows:
 - a. Section I to XII inclusive contains all replacement parts for the complete airplane. Each section is subdivided and each division includes an illustration and a parts listing.
 - b. Section XIII is the Miscellaneous Group. This group includes an illustration and parts list for the Placards and Exterior Stencils, a listing of the Optional Equipment Kits, Repair kits and Special Tools, and a listing of Miscellaneous Hardware and Consumables.
2. The following is a brief explanation of the columns in the parts lists: (Refer to EXAMPLE below).
 - a. The FIGURE AND INDEX NUMBER column indicates the illustration figure number and its part index number. EXAMPLE: (2-1), the 2 is the figure number and the 1 is the index number. The figure number appears only at the top of each parts list page.
 - b. The PART NUMBER column contains the identifying number of the replacement part and this number must be shown on all parts orders.
 - c. The CODE column is for the purpose of indicating special uses of the part. An explanation of the letter code used is shown on the grid (page) preceding each parts listing and pertains to that listing only.
 - d. The NOMENCLATURE column indicates the part name. This name must be shown on all parts orders.
 - e. The NO. REQ. (Number Required) column represents the total quantity of parts used per figure when the part is not indented and the quantity of parts used per assembly when the part is indented. The symbol AR listed in this column means As Required.
 - f. The SERIAL NUMBERS AFFECTED column indicates the part application by airplane serial number. Unless otherwise noted, serial numbers listed with the model year and up (ex. 28-7716001 and up) are intended to include the new style of serial numbers that do not reference the model year (ex. 2816001 and up).

EXAMPLE

Figure and Index Number	Part Number	Code	NOMENCLATURE	No. Req.	SERIAL NUMBERS AFFECTED
2-1	XXXXX-XX		DOOR ASSEMBLY - Baggage compartment	X	
-2	XXXXX-XX		* TUBE ASSEMBLY - Baggage door latch	X	
-3	XXXXX-XX		* * CLEVIS - Door latch tube assembly	X	
-4	XXXXX-XX		* * CLIP - Door latch tube assembly	X	

In the nomenclature column, the next higher assembly relationship of items covered is shown by the degree of indentation of each item and is indicated by an asterisk (*). One asterisk signifies one indentation, two signifies two indentions, etc. The example listing above is interpreted as follows:

If the DOOR ASSEMBLY (not indented) is ordered, it will include the three items indented under the DOOR ASSEMBLY.

If the TUBE ASSEMBLY (indented one space) is ordered, it will include the two items indented under the TUBE ASSEMBLY.

If you want only a CLEVIS or CLIP, you order only that item.

PIPER AIRCRAFT

PA-28-151/161 WARRIOR

AIRPLANE PARTS CATALOG

3. Piper Aircraft will supply all attaching parts to its customers in any quantity. When purchasing the attaching parts such as nuts, bolts, washers, cotter pins, etc. from Piper Aircraft, the customer or service center need only order the part(s) needed.
4. All items of Optional Equipment are contained in the parts list in their proper sequence and sections. These items were not marked optional, since they are fully identified by their descriptions.

HOW TO IDENTIFY A PART IF YOU KNOW WHAT IT LOOKS LIKE AND KNOW WHERE IT IS LOCATED

1. Refer to Figure 1 to determine the section number in which the part is used.
2. Refer to the Table of Contents and locate the section. Note the figure numbers that illustrate the various subgroups of this main section. Select the figure title you think might contain the part you wish to identify and proceed to the grid (page) specified. If you don't find the part on this illustration, try another figure in this group.
3. Refer to Figure and Index Number in the parts listing for description of the part.

HOW TO ORDER PARTS

When ordering parts for your Piper airplanes, please observe the following instructions:

1. Place your order with your local distributor or service center.
2. Specify the model and serial number of your airplane.
3. Specify Part Number, Name, Type and Quantity Required.
4. Specify the method of shipment freight, express, parcel post, air express, air freight or air parcel post. Where the nature of the shipment requires it or when no instructions are given, we reserve the right to ship the most suitable way.
5. Request price and delivery information prior to order placement.

GENERAL INFORMATION

1. Shortages
All orders are checked before leaving our Shipping Department. A packing slip is enclosed with the shipment. Claims for errors or shortages must be made within three days after receipt of orders.
2. Returned Goods
No material should be returned without first securing written permission. Material sent in without notice will be held at the owner's risk for thirty days and will then be disposed of as we see fit.

Transportation charges must be prepaid on returned goods or the shipment will be refused.

3. Transportation Liabilities
The Piper Aircraft Corporation cannot be held liable for damages to parts in transit from the factory. If a shipment is received in a damaged condition, have the delivery man or transportation company make a notation of the damage and file your claim with the carrier. In case of concealed damage, do not attempt to remove the part from the shipping container, or try to repair the damage, call the carrier and have their claim agent inspect the damage before filing your claim with the carrier.

PIPER AIRCRAFT PA-28-151/161 WARRIOR AIRPLANE PARTS CATALOG

MODEL SERIAL NUMBER INFORMATION

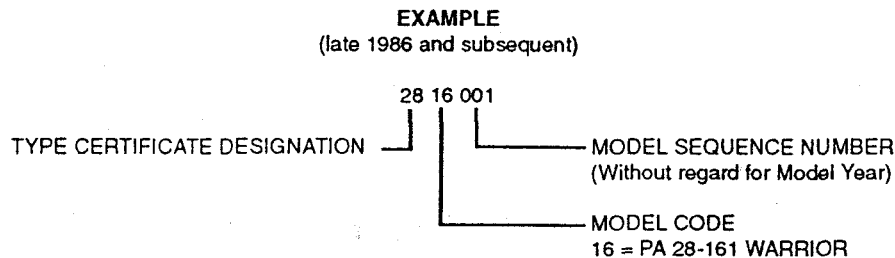
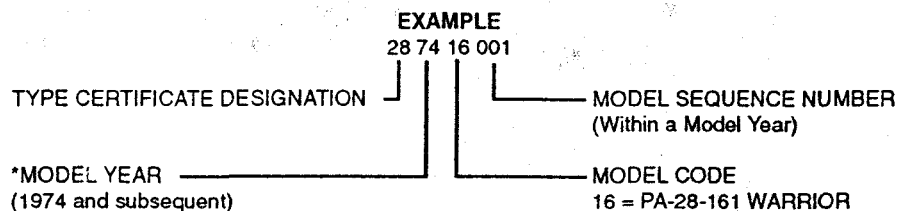
The serial numbers of the aircraft covered by this Parts Catalog are as follows:

Serial Numbers of the 1974 PA-28-151 WARRIOR Models are 28-7415001 thru 28-7415703.
Serial Numbers of the 1975 PA-28-151 WARRIOR Models are 28-7515001 thru 28-7515449.
Serial Numbers of the 1976 PA-28-151 WARRIOR Models are 28-7615002 thru 28-7615435.
Serial Numbers of the 1977 PA-28-151 WARRIOR Models are 28-7715001 thru 28-7715314.
Serial Numbers of the 1977 PA-28-161 WARRIOR II Models are 28-7716002 thru 28-7716323.
Serial Numbers of the 1978 PA-28-161 WARRIOR II Models are 28-7816001 thru 28-7816680.
Serial Numbers of the 1979 PA-28-161 WARRIOR II Models are 28-7916001 thru 28-7916598.
Serial Numbers of the 1980 PA-28-161 WARRIOR II Models are 28-8016001 thru 28-8016373.
Serial Numbers of the 1981 PA-28-161 WARRIOR II Models are 28-8116001 thru 28-8116322.
Serial Numbers of the 1982 PA-28-161 WARRIOR II Models are 28-8216001 thru 28-8216226.
Serial Numbers of the 1983 PA-28-161 WARRIOR II Models are 28-8316001 thru 28-8316112.
Serial Numbers of the 1984 PA-28-161 WARRIOR II Models are 28-8416001 thru 28-8416131.
Serial Numbers of the 1985 PA-28-161 WARRIOR II Models are 28-8516001 thru 28-8516099.
Serial Numbers of the 1986 PA-28-161 WARRIOR II Models are 28-8616001 thru 28-8616057,
2816001 thru 2816010 (less 2816002).
Serial Numbers of the 1987 PA-28-161 WARRIOR II Models are 2816002, 2816011 thru 2816036
(less 2816029 thru 2816033).
Serial Numbers of the 1988 PA-28-161 WARRIOR II Models are 2816029 thru 2816033,
2816037 thru 2816075 (less 2816066).
Serial Numbers of the 1989 PA-28-161 WARRIOR II Models are 2816076 thru 2816094.
Serial Numbers of the 1990 PA-28-161 WARRIOR II Models are 2816095 thru 2816099.
Serial Numbers of the 1992 PA-28-161 WARRIOR II Models are 2816100 thru 2816103.
Serial Numbers of the 1993 PA-28-161 WARRIOR II Models are 2816106 thru 2816109.
Serial Numbers of the 1994 PA-28-161 WARRIOR II Models are 2816104 and 2816105.
Serial Numbers of the 1994 PA-28-161 WARRIOR III Models are 2816110 and up.

SERIAL NUMBER EXPLANATION

The Serial Number on the Manufacturer's Identification Plate is based on either a 3- or 4-set numbering system. In the 4-set system, the first set defines the Type Certificate Designation, the second set is the Model Year, the third set is the Model Code, while the fourth set is the Model Sequence Number (within a model year).

The 3-set system omits the model year* and begins a new sequence with 2816001. This new sequence continues without renumbering for a new year.



PIPER AIRCRAFT PA-28-151/161 WARRIOR AIRPLANE PARTS CATALOG

STANDARD PAINT CHART

EXTERIOR	MFG. NO.	PIPER PART NUMBER	
		QUART	GALLON
POLYURETHANE ENAMEL (Dupont Imron)			
Baja Yellow	H7850U	4175 461	1175 461
Juneau White	H7848U	4175 462	1175 462
Ocala Orange	H7857UM	4175 463	1175 463
Madrid Red	H7851UM	4175 464	1175 464
Bahama Blue	H7853U	4175 465	1175 465
Alvocado	H7852U	4175 466	1175 466
Las Vegas Gold	5242U	4176 121	1176 121
Dakota Black	99U	4175 467	1175 467
Denver Brown	H7859U	4176 122	1176 122
Matador Red	H7858U	4175 468	1175 468
Royal Blue	H7856U	4175 469	1175 469
Hickory Brown	H7855U	4175 470	1175 470
Silver	4531U	4176 123	1176 123
Lime Green	H7854U	4175 460	1175 460
Sage Green	K7887U	4176 132	1175 460
Firethorn	K7888UW	4176 133	1176 133
Buckskin	K7890U	4176 135	1176 135
Dark Blue	K7891U	4176 136	1176 136
Platinum Gray	N7819U	4176 126	1176 126
Sandalwood Tan	N7818U	4176 127	1176 127
Dark Claret	K7886U	4176 131	1176 131
Burnished Gold	N8068U	4763 528	1763 528
Light Blue	K8149U	4763 529	1763 529
Dark Saddle	N8070U	4763 530	1763 530
Dark Green	N8071U	4763 531	1763 531
Saffron	K7889UH	4763 532	1763 532
Light Sandalwood	W8275	4763 533	1763 533
Light Platinum	W8274	4763 534	1763 534
Catalyst (Activator)	912S	4179 950	1179 950
Reducer	Y8485S	4179 145	1179 145
Retarder	8100S	4179 599	1179 599
Accelerator	189S	4179 951	
POLYURETHANE PRIMER (Dupont Imron)			
Wash Primer	B9287	4170 766	1179 766
Wash Primer Thinner	K1733	4179 452	1179 452
Acid Thinner	B9289	4179 403	1179 403
INTERIOR			
INSTRUMENT PANEL			
Cadet Dark Grey			170 902
Grey II (Flat Tan)	D127		170 907

**PIPER AIRCRAFT
PA-28-151/161 WARRIOR
AIRPLANE PARTS CATALOG**

THIS PAGE INTENTIONALLY LEFT BLANK

**PIPER AIRCRAFT
PA-28-151/161 WARRIOR
AIRPLANE PARTS CATALOG**

TABLE OF CONTENTS

FIGURE NUMBER	FIGURE TITLE	GRID NUMBER
1	View of Complete Airplane.....	1A13, 2A13
SECTION I WING GROUP		
2	Wing Installation.....	1A15
3	Wing Leading Edge Assembly.....	1A20
4	Wing Trailing Edge Assembly.....	1A24
5	Aileron Assembly (28-7415001 thru 28-7515459).....	1B5
6	Aileron Assembly (28-7615001 and up, and 28-7716001 and up).....	1B9
7	Flap Assembly.....	1B12
SECTION II FUSELAGE GROUP		
8	Fuselage Assembly Complete.....	1B15
9	Fuselage Upper Forward Cockpit Assembly.....	1B19
10	Fuselage Upper Center Cockpit Assembly.....	1B23
11	Fuselage Lower Forward Cockpit Assembly.....	1C4
12	Fuselage Lower Aft Cockpit Assembly.....	1C8
13	Fuselage Aft Section.....	1C11
14	Fuselage Baggage Door Assembly.....	1C15
15	Fuselage Cabin Door Assembly (28-7415001 thru 28-7615001).....	1C18
16	Fuselage Cabin Door Assembly (28-7615002 and up, and 28-7716001 and up).....	1C22
17	Fuselage Enclosure Installation.....	1D3
SECTION III TAIL SURFACES GROUP		
18	Tail Surfaces Installation.....	1D9
19	Stabilator Assembly.....	1D13
20	Fin Assembly.....	1D16
21	Rudder Assembly.....	1D19
SECTION IV LANDING GEAR GROUP		
22	Nose Gear Installation.....	1D23
23	Nose Gear Strut Assembly.....	1E3
24	Nose Wheel Assembly (Cleveland).....	1E7
25	Nose Wheel Assembly (McCauley).....	1E10
26	Main Gear Installation.....	1E13
27	Main Wheel Assembly.....	1E17
28	Brake Assembly.....	1E20
29	Main and Nose Wheel Fairing Installation (28-7415001 and up, and 28-7716001 thru 7716323).....	1E23
30	Main and Nose Wheel Fairing Installation (28-7816001 and up).....	1F2
31	Main Landing Gear Strut Fairing Installation.....	1F6
32	Hand Brake Installation.....	1F9
33	Toe Brake Installation.....	1F12
34	Toe Brake Master Cylinder Assembly.....	1F15

**PIPER AIRCRAFT
PA-28-151/161 WARRIOR
AIRPLANE PARTS CATALOG**

TABLE OF CONTENTS

FIGURE NUMBER	FIGURE TITLE	GRID NUMBER
SECTION V CABIN EQUIPMENT GROUP		
35	Cockpit Finishing Installation	1F19
36	Window Curtains Installation (s/n 28-8016001 and up)	1G3
37	Carpet Installation	1G6
38	Seats Installation	1G13
39	Vertically Adjustable Front Seat Assembly	1G18
SECTION VI INSTRUMENTS GROUP		
40	Instrument Panel Installation (s/n 28-7415001 and up, and 28-7716001 thru 2816109)	1H1
40A	Instrument Panel Installation (s/n 2816110 and up)	1H7
41	Vacuum System Installation (s/n 28-7415001 and up, and 28-7716001 thru 2816109)	1H10
41A	Vacuum System Installation (s/n 2816110, and up)	1H13
41B	Auxiliary Vacuum System Installation	1H16
42	Pitot Static System Installation	1H20
SECTION VII POWER PLANT GROUP		
43	Power Plant Installation	1I1
44	Engine Exhaust System Installation	1I5
45	Engine Baffle Installation	1I8
46	Oil Cooler Installation	1I11
47	Engine Cowl Installation	1I14
48	Engine Controls Installation	1I17
SECTION VIII FUEL SYSTEM GROUP		
49	Forward Fuel System Installation	1J21
50	Aft Fuel System Installation (s/n 28-7415001 thru 28-7515459)	1J1
51	Aft Fuel System Installation (s/n 28-7615001 and up, and 28-7716001 and up)	1J4
52	Fuel Tank Assembly	1J7
SECTION IX CONTROL SYSTEM GROUP		
53	Control System Installation	1J11
54	Flap Control Installation	1J15
55	Stabilator Trim Installation	1J19
56	Rudder Trim Mechanism Installation	1J23
57	Control Wheel Installation	1K2
58	Rudder Pedal Installation	1K6

**PIPER AIRCRAFT
PA-28-151/161 WARRIOR
AIRPLANE PARTS CATALOG**

TABLE OF CONTENTS

FIGURE NUMBER	FIGURE TITLE	GRID NUMBER
SECTION X ENVIRONMENTAL GROUP		
59	Cabin Heat and Defroster Installation	1K9
60	Cabin Overhead Air Vent Installation	1K13
61	Air Conditioning Compressor, Refrigerant Lines and Alternator Installation (28-7816001 and up)	1K17
62	Air Conditioning Duct and Evaporator Installation (s/n 28-7816001 and up)	1K21
63	Air Conditioning Condenser Installation (s/n 28-7816001 and up)	1K24
SECTION XI ELECTRICAL SYSTEM GROUP		
64	Electrical System Installation	2A15
65	Instrument Panel Electrical Installation (s/n 28-7415001 and up, 28-7716001 thru 2816109)	2A20
65A	Instrument Panel Electrical Installation (s/n 2816110 and up)	2A24
66	Air Conditioning Electrical Installation (s/n 28-7816001 and up)	2B4
67	Battery Box Installation	2B7
68	External Power Supply Installation (s/n 28-7415001 and up, 28-7716001 thru 28-8216236)	2B12
68A	External Power Supply Installation (s/n 28-8316001 thru 2816109)	2B15
68B	Auxiliary Power Receptacle Installation (s/n 2816110 and up)	2B18
69	Alternator Assembly (Prestolite)	2B21
70	Alternator Installation (Chrysler)	2B24
71	Strobe Light Installation	2C4
SECTION XII ELECTRONICS GROUP		
72	Electric Trim Installation	2C11
73	AutoFlite II Installation	2C14
74	AutoControl III and IIIB Installation (s/n 28-7415001 and up, 28-7716001 thru 28-8216236)	2C17
75	Century 21 AutoPilot Installation (s/n 28-8116019 and up)	2C20
75A	King KAP 100/150 AutoPilot Installation (s/n 28-8316001 and up)	2C23
76	Piper Automatic Locator (ELT) Installation (Garret Mfg. Ltd.)	2D2
77	Piper Automatic Locator (ELT) Installation (Communications Components Corp.)	2D5
78	Piper Automatic Locator (ELT 10) Installation (Narco Avionics)	2D8
78A	Piper Automatic Locator (ELT 910) Installation (Narco Avionics)	2D11
79	Radar Altimeter Installation	2D14
80	Encoder Installation (Narco - AR 500 and United - 5125-P3)	2D17
81	Piper PM-1 Marker Beacon Installation (s/n 28-7415001 thru 28-7415713)	2D20
82	Radio, Antenna System and Static Wicks Installation	2D23
83	Audio Selector Assembly	2E3
84	Avionics Cooling Installation	2E6
	Avionics Installation Drawings	2E9
SECTION XIII MISCELLANEOUS GROUP		
85	Placards and Exterior Stencils	2E13
	Optional Equipment Kits and Repair Kits	2E19
	Miscellaneous Hardware and Consumables	2E22
NUMERICAL INDEX		
	All Part Numbers	2F1

**PIPER AIRCRAFT
PA-28-151/161 WARRIOR
AIRPLANE PARTS CATALOG**

THIS PAGE INTENTIONALLY LEFT BLANK

PIPER AIRCRAFT
PA-28-151/161 WARRIOR
AIRPLANE PARTS CATALOG

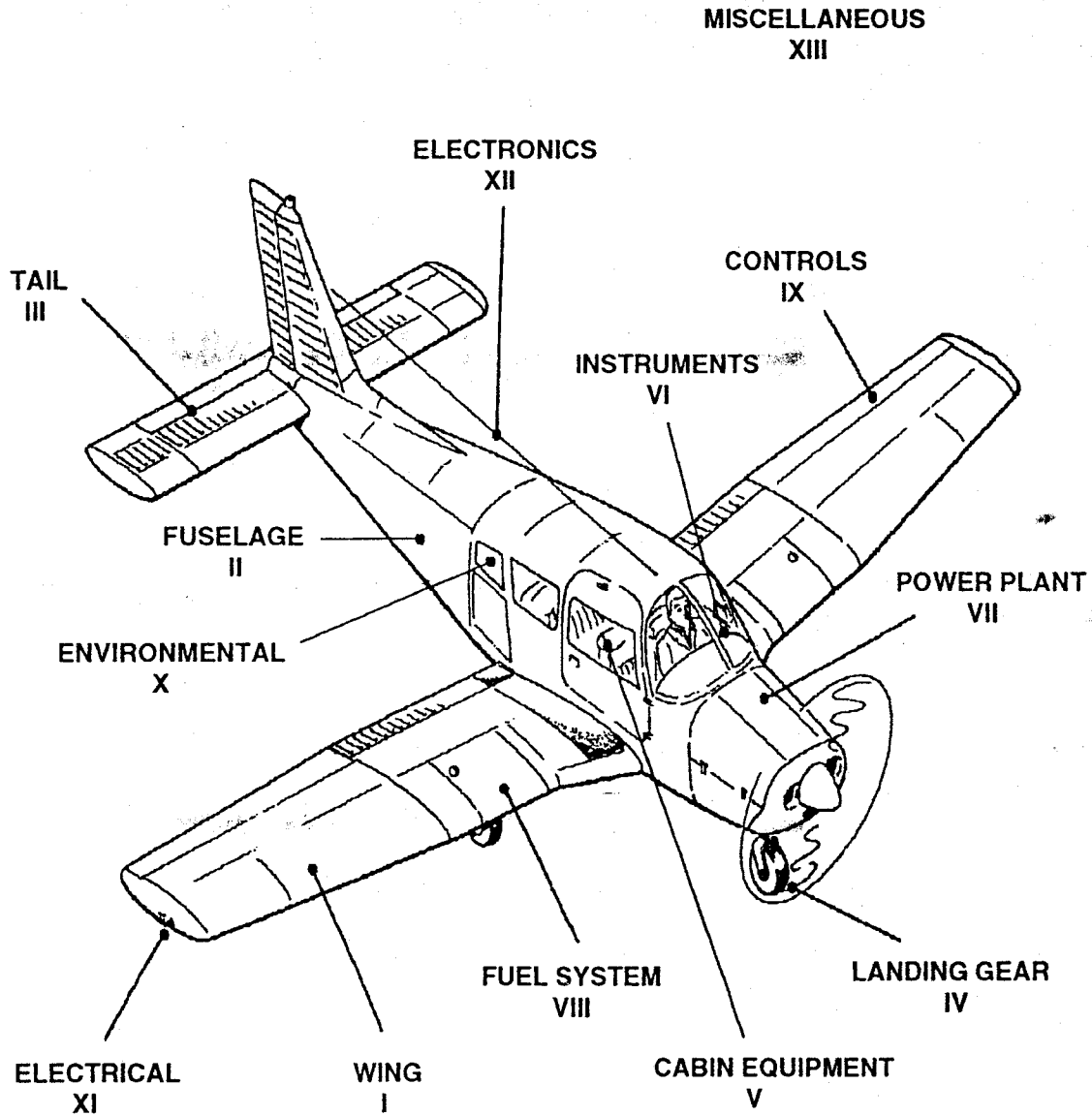


Figure 1. Complete Airplane

**PIPER AIRCRAFT
PA-28-151/161 WARRIOR
AIRPLANE PARTS CATALOG**

THIS PAGE INTENTIONALLY LEFT BLANK

PIPER AIRCRAFT
PA-28-151/161 WARRIOR
AIRPLANE PARTS CATALOG

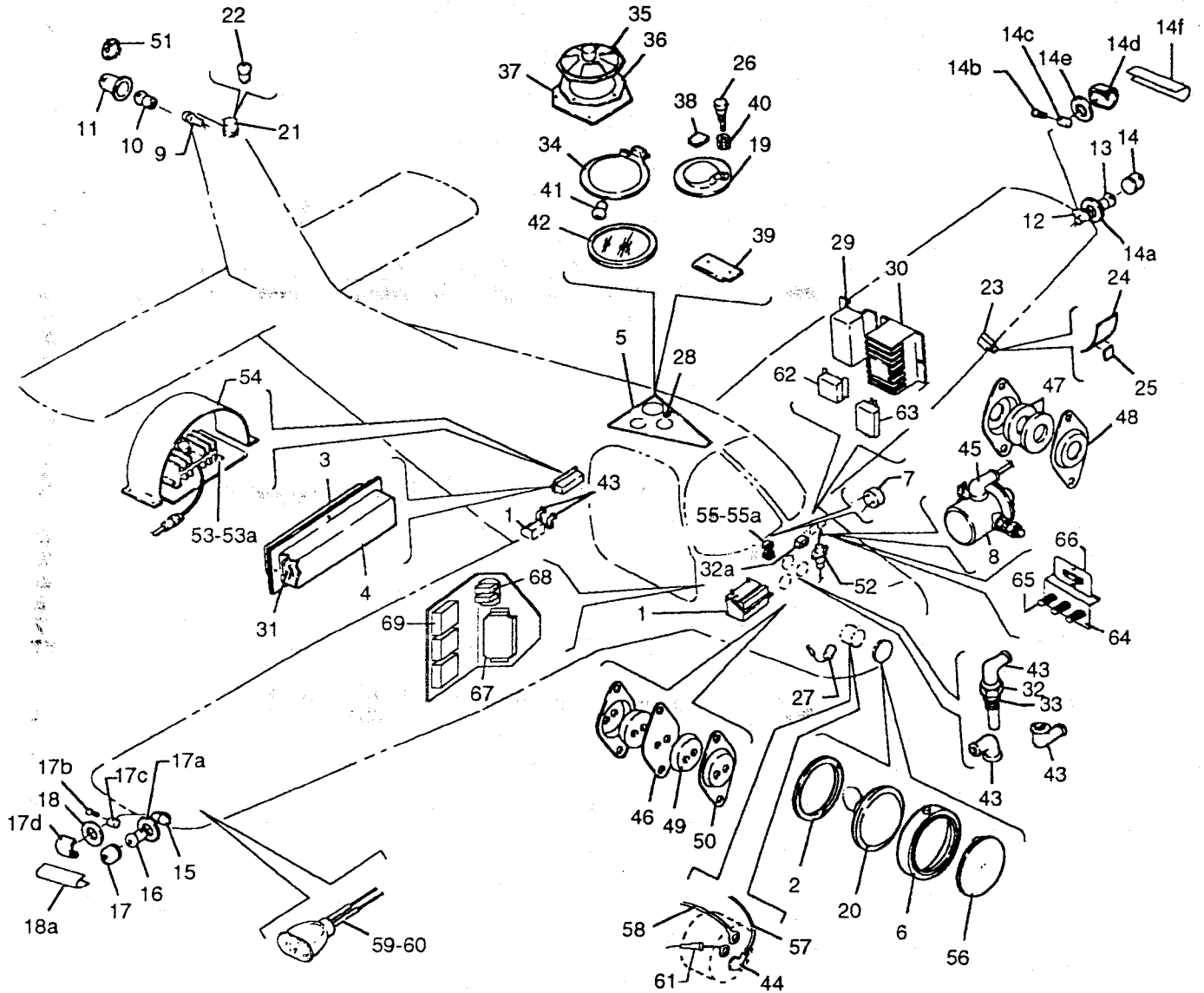


Figure 64. Electrical System Installation

Revised: July 30, 1994

PIPER AIRCRAFT PA-28-151/161 WARRIOR AIRPLANE PARTS CATALOG

CODE EXPLANATIONS FOR FIGURE 64

- A - With light cutouts, but less radio speaker cutouts.
- B - With light and radio speaker cutouts.
- C - See Figure 71 if strobe light is installed.
- D - See Figure 60 if Cabin Overhead Air Vent System is installed or Figure 62 if Air Conditioning is installed.
- E - Used on PA-28-151 with serial numbers 28-7415001 and up, and PA-28-161 with serial numbers 28-7716001 thru 28-7716244 and 28-7716246.
- F - Used on 28 volt system.
- G - Used on PA-28-151 with serial numbers 28-7515001 and up, and PA-28-161 with serial numbers 28-7716001 thru 28-8216236.
- H - DISTRIBUTORS: Before replacing engine gauges and senders, see Piper Aircraft Service Spares Letter 406.
- J - Used on PA-28-151 with serial numbers 28-7415001 and up, and PA-28-161 with serial numbers 28-7716001 thru 28-8116240.
- K - Used on PA-28-151 with serial numbers 28-7415001 and up, and PA-28-161 with serial numbers 28-7716001 thru 28-8216023. Also used on PA-28-161 with serial numbers 28-8216024 and up if aircraft complies with United Kingdom requirements.
- L - Used on PA-28-151 with serial numbers 28-7415001 and up, and PA-28-161 with serial numbers 28-7716001 thru 28-8216059.
- M - Used on PA-28-151 with serial numbers 28-7515001 and up, and PA-28-161 with serial numbers 28-7716001 thru 28-8216059.
- N - See Figure 67 for component parts.
- P - Used on PA-28-151 with serial numbers 28-7515001 and up, and PA-28-161 with serial numbers 28-7716001 and up.
- Q - Used on PA-28-151 with serial numbers 28-7415001 and up, and PA-28-161 with serial numbers 28-7716001 thru 28-8416028.
- R - Used if recognition lights are installed.
- S - This part is no longer available. Order Alternator Control Service Replacement Kit 764-928V as a replacement.
- T - Used if a Chrysler alternator is installed.
- U - Not used with 99220-03 Speaker Assembly.
- V - Optional.

PIPER AIRCRAFT

PA-28-151/161 WARRIOR

AIRPLANE PARTS CATALOG

Figure and Index Number	Part Number	Code	Nomenclature	No. Req.	Serial Numbers Affected
64-	35130 35544 85360	P	DRAWING - Electrical System Installation DRAWING - Electrical System Installation DRAWING - Electrical System Installation		28-7415001 thru 28-7415713 2816110 and up
-1		N	BATTERY INSTALLATION	1	
-2	760 854	E	KIT - Landing light ring installation	1	
-3	67404-02		COVER - Terminal strip	1	
-4	67404-03		COVER - Terminal strip	1	
-5	99222-12	A,D	PANEL ASSEMBLY - Cabin light	1	
	99222-13	B,D	PANEL ASSEMBLY - Cabin light	1	
-6	65372-00		RING ASSEMBLY - Landing light	1	
	415 514		SCREW - (MS35206-234)	AR	
-7	35214-00		HORN ASSEMBLY - Stall warning	1	
	565 407		* HORN - (PS50178-3)	1	
	35214-800	F	HORN ASSEMBLY	1	
	599 407	F	* HORN - (PS50178-5)	1	
-8	99130-02		SOLENOID - Starter (487 169)	1	
	26898-03	F	SOLENOID - Starter (487 152)	1	
-9	472 736	K	LIGHT - White (A2064-1073)	1	
-10	753 431	K	* BULB - (1073)	1	
-11	751 203	K	* LENS - White	1	
-12	472 665	C,J	LIGHT - Red (A1285-R12)	1	
	572 559	C	LIGHT - Red (A675-PR-14)	1	28-8116241 and up
-13	751 381	C	* BULB - (1512) 14 volt	1	
-14	751 202	C	* LENS - Red	1	
-14a	755 075	C	* GASKET - (W1283)	1	28-8116241 and up
-14b	761 256	C	* LAMP - Navigation light assembly (A508) 14 volt	1	28-8116241 and up
-14c	762 426	C	* SOCKET ASSEMBLY - Navigation light (A507)	1	28-8116241 and up
-14d	761 255	C	* LENS - Navigation light (A615)	1	28-8116241 and up
-14e	755 096	C	* GASKET - Navigation light (A616)	1	28-8116241 and up
-14f	762 636	C	* RETAINER - Navigation light (A674)	1	28-8116241 and up
-15	472 666	C,J	LIGHT - Green (A1285-G-12)	1	
	572 562	C	LIGHT - Green (A675-PG-14)	1	28-8116241 and up
-16	751 381	C	* BULB - (1512) 14 volt	1	
-17	751 201	C	* LENS - Green	1	
-17a	755 075	C	* GASKET - (W1283)	1	28-8116241 and up
-17b	761 256	C	* LAMP - Navigation light assembly (A508) 14 volt	1	28-8116241 and up
-17c	762 426	C	* SOCKET ASSEMBLY - Navigation light (A507)	1	28-8116241 and up
-17d	761 255	C	* LENS - Navigation light (A615)	1	28-8116241 and up
-18	755 096	C	* GASKET - Navigation light (A616)	1	28-8116241 and up
-18a	762 636	C	* RETAINER - Navigation light (A674)	1	28-8116241 and up
-19	95229-00		LIGHT ASSEMBLY - Cockpit overhead	1	
	572 582		* LIGHT ASSEMBLY - Panel (A300-W-14)	1	
	95229-04	F	LIGHT ASSEMBLY - Cockpit overhead	1	
	572 610	F	* LIGHT ASSEMBLY - Panel (A300-W-28)	1	
-20	472 661		LIGHT - Landing (PS10008-4509)	1	
	472 071	F	LIGHT - Landing (PS10008-4594)	1	
-21	452 465	C	BEACON - Rotating (Grimes)	1	
	452 410	C	BEACON - Rotating (Whelen WRML-12)	1	
-22	758 402	C	* BULB - Rotating beacon (GE-1940)	1	
-23	450 742		DETECTOR - Lift (C52207-4)	1	
-24	19807-00		PLATE - Lift detector mounting (C52207-2)	1	
-25	450 741		DECAL - Lift detector (C52207-3)	1	
-26	95228-00		POTENTIOMETER - Dimmer assembly	1	
-27	63897-03	L	CAPACITOR	1	
-28	484 229	U	RELAY - Microphone	1	
-29	450 397	Q,S	RELAY - Overvoltage (PS50034-1)	1	

When ordering, always specify Part Number, Description, and Serial Number of Aircraft

Revised: July 30, 1994

**PIPER AIRCRAFT
PA-28-151/161 WARRIOR
AIRPLANE PARTS CATALOG**

Figure and Index Number	Part Number	Code	Nomenclature	No. Req.	Serial Numbers Affected
64-30	68804-03	Q,S	REGULATOR ASSEMBLY - Voltage	1	
	68804-04		REGULATOR ASSEMBLY - Voltage	1	28-8416029 thru 2816109
	577 337		ALTERNATOR CONTROL - (B00371-1)	1	28-8416029 thru 2816109
	68804-05	F	REGULATOR ASSEMBLY - Voltage	1	2816110 and up
	584 290	F	ALTERNATOR CONTROL - (B-00368-2)	1	2816110 and up
-31	488 545		STRIP - Terminal (MS25123-1-12)	1	
-32	550 487	H	SENDER - Engine unit, oil temperature (362-EW)	1	
	453 742		BULB - Oil temperature (MS28034-1)	1	2816110 and up
-32a	550 549	H	SENDER - Cylinder head temperature (333-B)	1	
-33	462 012		GASKET - (AH-1522)	1	
-34	87499-03		CABIN LIGHT ASSEMBLY - (With light switch)	1	
	87499-06	F	CABIN LIGHT ASSEMBLY - (With light switch)	1	
-35	99746-03		SPEAKER ASSEMBLY	1	28-7716001 thru 2816109
	99220-03		SPEAKER ASSEMBLY	1	2816110 and up
	585 015		* SPEAKER - Radio, circular (6FU3211)	1	
-36	99745-00		GASKET - Radio speaker	1	
-37	99198-00		GRILL - Radio speaker	1	
-38	69669-20		PLACARD - Dome light	1	
-39	99121-00		PLACARD ASSEMBLY - Alternate static correlation	1	
-40	571 136		KNOB - (PS10067-4-1)	1	
-41	472 034		LAMP - 14 volt	1	
	472 027	F	LAMP - 28 volt	1	
-42	472 330		LENS - Light (12715-00)	1	28-7415001 thru 28-7715314
				1	28-7716061 thru 28-8616001
-43	23969-02		NIPPLE - Electrical	5	
-44	35375-00		NIPPLE - Electrical	1	
-45	66580-02		NIPPLE - Terminal (476 695)	1	
-46	68771-03		GASKET - Firewall seal	1	
-47	63915-05		DISC - Firewall seal	2	
-48	18321-00		PLATE - Firewall seal	2	
-49	68770-03		GROMMET - Firewall seal	2	
-50	66789-00		PLATE - Firewall seal	2	
-51	453 639		BUTTON - Plug (HS-50726)	1	
-52	460 594		FILTER - (NFIC-270-4)	1	
-53	79412-12		DIODE AND COOLER ASSEMBLY	1	28-7716001 thru 28-8216236
-53a	467 067	G	* INSULATOR - Cooler (103)	4	
-54	79414-00	G	COVER - Diode assembly	1	
-55	39899-03		DIODE AND COOLER ASSEMBLY	1	28-8316001 thru 2816109
	39899-10		WASHER - Insulating	1	2816011 thru 2816109
-55a	467 067		* INSULATOR - Cooler (103)	4	28-8316001 thru 2816109
-56	12761-02		COVER ASSEMBLY - Landing light opening	1	
-57	78140-41		WIRE ASSEMBLY - Alternator to ammeter (96.5" L.)	1	28-7415001 thru 28-7415713
	78140-169	P	WIRE ASSEMBLY - Alternator to ammeter (95.0" L.)	1	
	79653-208		WIRE ASSEMBLY - Alternator to shunt (47.0" L.)	1	
-58	69325-122	T	WIRE ASSEMBLY - Ground (9.3" L.)	1	
	69325-200		WIRE ASSEMBLY - Ground (5.3" L.)	1	
-59	87742-02	R	LIGHT ASSEMBLY - Recognition	2	28-8516001 and up
-60	761 279	R	* LAMP - Recognition light (14 volt)	1	28-8516001 and up
-61	79595-22		FUSE ASSEMBLY - Alternator out switch	1	2816110 and up
	465 258		* FUSE HOLDER	1	2816110 and up
	461 643		* FUSE	1	2816110 and up
-62	38905-03	F	SWITCH - Alternator out	1	2816110 and up
	587 857	F	* SWITCH	1	2816110 and up
-63	584 315	F	RELAY - Primer switch	1	2816110 and up
-64	89258-08		FUSE ASSEMBLY	1	2816110 and up
-65	461 660		* FUSE HOLDER	3	2816110 and up
	461 659		* FUSE	3	2816110 and up
-66	486 684		SHUNT - Ammeter (MS91586-6)	1	2816110 and up

When ordering, always specify Part Number, Description, and Serial Number of Aircraft

**PIPER AIRCRAFT
PA-28-151/161 WARRIOR
AIRPLANE PARTS CATALOG**

Figure and Index Number	Part Number	Code	Nomenclature	No. Req.	Serial Numbers Affected
64-67	85299-05	F	CONTROL ASSEMBLY - Ammeter, dimmer, and voltage monitor	1	2816110 and up
	475 272	F	* LOW VOLTAGE MONITOR (B-00375-2)	1	2816110 and up
	686 814	F	* RELAY	1	2816110 and up
-68	85378-02	V	PITOT HEAT SENSOR ASSEMBLY	1	2816110 and up
-69	557 122		DIMMER CONTROL	3	2816110 and up

When ordering, always specify Part Number, Description, and Serial Number of Aircraft

Revised: July 30, 1994

**PIPER AIRCRAFT
PA-28-151/161 WARRIOR
AIRPLANE PARTS CATALOG**

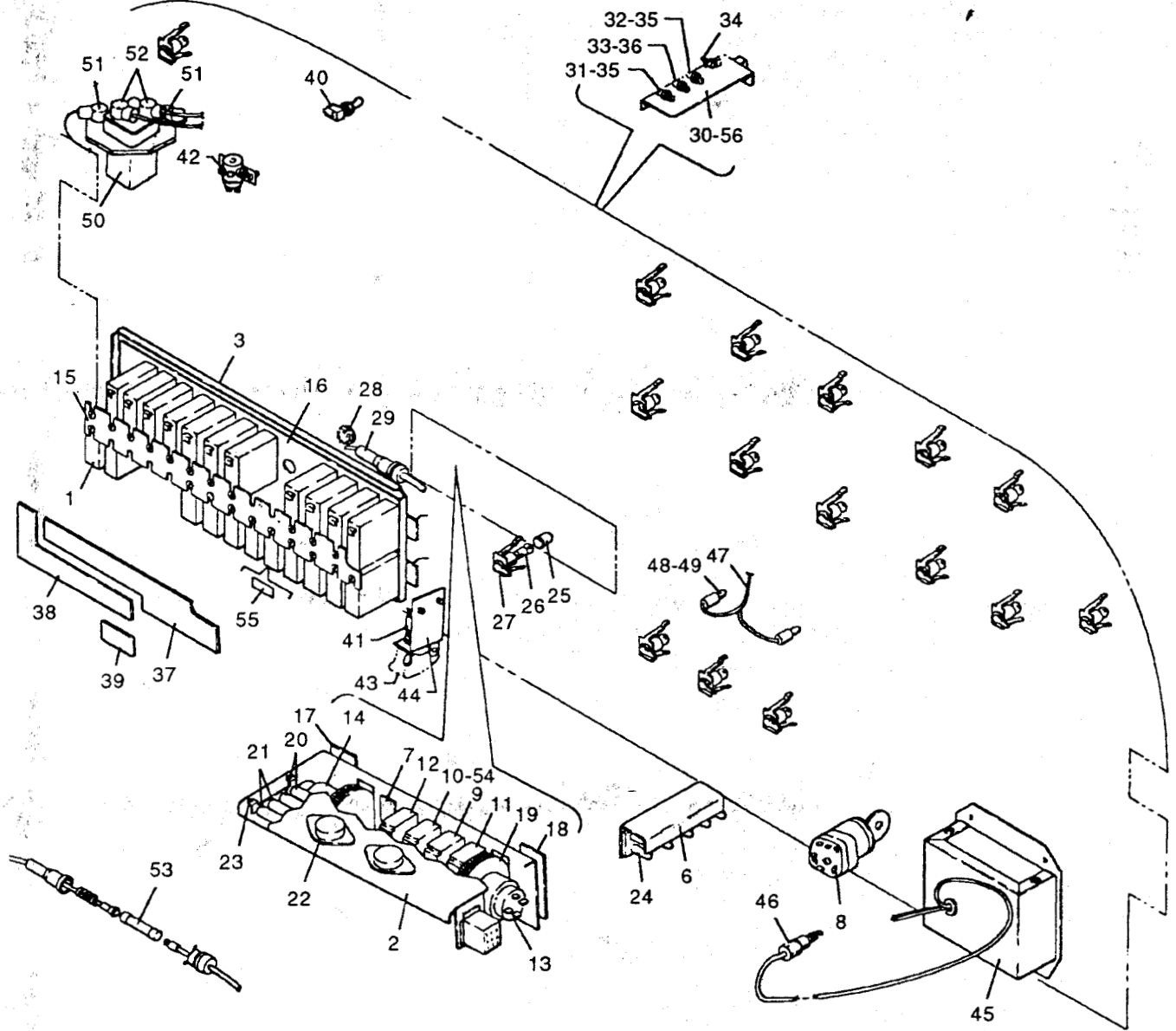


Figure 65. Instrument Panel Electrical Installation
(PA-28-151, and PA-28-161 serial numbers 28-7716001 thru 2816109)

**PIPER AIRCRAFT
PA-28-151/161 WARRIOR
AIRPLANE PARTS CATALOG**

CODE EXPLANATIONS FOR FIGURE 65

- A - If matching cabin door lock, baggage door lock and ignition switch are desired, order Kit 470 728.
- B - Used on PA-28-161 28 volt system.
- C - Used on PA-28-151 with serial numbers 28-7615001 and up, and PA-28-161.
- D - Used on PA-28-151 with serial numbers 28-7515001 and up, and PA 28-161.
- E - If matching cabin door lock, baggage door lock and ignition switch are desired, order Kit 87329-03.
- F - Used on PA-28-151 with serial numbers 28-7615002 and up, and PA-28-161.
- G - Used on PA-28-151 with serial numbers 28 7415001 and up, and PA-28-161 with serial numbers 28-7716001 thru 28-7916617.
- H -
- J - Used on PA-28-151 with serial numbers 28-7415001 and up, and PA-28-161 with serial numbers 28-7716001 thru 28-8116252.
- K - Used on PA 28-151 with serial numbers 28-7415001 and up, and PA-28-161 with serial numbers 28-7716001 thru 28-8116268, 28-8216007, 28-8216014, 28-8216017, 28-8216019, and 28 8216021.
- L - Used on PA-28-161 with serial numbers 28-8116269 thru 28-8216006, 28-8216008 thru 28-8216013, 28-8216015, 28-8216016, 28-8216018, 28-8216020, 28-8216022 and up.
- M - See Figure 75A for PA-28-161 with serial numbers 28-8316001 and up if King KAP 100/150 AutoPilot is installed.
- N - Used if recognition lights are installed.

PIPER AIRCRAFT PA-28-151/161 WARRIOR AIRPLANE PARTS CATALOG

Figure and Index Number	Part Number	Code	Nomenclature	No. Req.	Serial Numbers Affected
65-	35130		DRAWING - Electrical Installation		28-7415001 thru 28-7415713
	35544	D	DRAWING - Electrical Installation		
	39684		DRAWING - Carburetor Ice Detector Installation		28-8016280 and up
	36926		DRAWING - Radio Master Switch Installation		28-8016001 thru 28-8216216
	39870		DRAWING - Radio Master Switch Installation		28-8216217 and up
-1	454 668		CIRCUIT BREAKER - (PS50120-3-8) 5 amp, Wood Electric Corp.	AR	
	454 678		CIRCUIT BREAKER - (PS50120-3-11) 7.5 amp, Wood Electric Corp.	AR	
	454 669		CIRCUIT BREAKER - (PS50120-3-13) 10 amp, Wood Electric Corp.	AR	
	454 670		CIRCUIT BREAKER - (PS50120-3-15) 15 amp, Wood Electric Corp.	AR	
	454 709	J	CIRCUIT BREAKER - (PS50120-1-9) 20 amp, Mech. Products Inc.	AR	
	454 743		CIRCUIT BREAKER - (PS50120-3-36) 20 amp, Wood Electric Corp.	AR	28-8016082 and up
	454 711		CIRCUIT BREAKER - (PS50120-1-13) 60 amp, Mech. Products Inc.	AR	
-2	35212-00		PANEL ASSEMBLY - Switch	1	
-3	35209-00		PANEL - Circuit breaker	1	
-4	69669-16		PLACARD - Circuit breaker panel	1	
-5	69669-24		PLACARD - Circuit breaker panel	1	28-7415001 thru 28-7515459
	69669-90	C	PLACARD - Circuit breaker panel1		
-6	79205-00		COVER - Terminal strip	1	
-7	66713-00		PLATE - Switch cover	3	
-8	757 597	A	SWITCH - Ignition (10-357210-1)	1	28-7415001 thru 28-7615001
	688 178	E,F	SWITCH - Ignition (10-357200-1)	1	
-9	99377-02		SWITCH - Fuel pump	1	
-10	99377-03		SWITCH - Landing light	1	
-11	99377-05	J	SWITCH - Master	1	
	99377-56		SWITCH - Master	1	28-8116253 and up
-12	99377-06		SWITCH - Strobe lights	1	
-13	67436-04		POTENTIOMETER ASSEMBLY - Nav, radio lights	1	
-14	67436-05		POTENTIOMETER ASSEMBLY - Panel lights	1	
-15	35208-00	G	STRIP - Circuit breaker	1	
-16	67409-03		SPACER - Circuit breaker	1	
-17	66970-03		PLACARD - Panel lights	1	
-18	69669-17		PLACARD - Nav and radio lights	1	
-19	67437-00		KNOB - Instrument lights	2	
-20	484 484		RESISTOR - (244E2R05)	2	
-21	484 457		RESISTOR - (243E2R05)	2	
-22	489 400		TRANSISTOR - (2N3055)	2	
	487 075		SOCKET - Transistor (8080-1G2)	2	
-23	588 356		STRIP - Terminal (1076)	2	
-24	588 425		STRIP - Terminal (MS25123-1-4)	1	
-25	460 602		FILTER - Lunar white (1813-26)	16	
-26	472 056		LAMP - (PS10008-53)	16	
	572 677	B	LAMP - (PS10008-265)	AR	
-27	565 516		HOLDER ASSEMBLY - Instrument lights (PS10082-1-1)	16	
	75619-09		LIGHT ASSEMBLY - (572 660)	AR	
	472 054		BULB - (PS10008-330)	AR	
-28	453 602		BUTTON - Plug (SS48152)	15	
-29	461 629	D	FUSE - (311005)	1	

When ordering, always specify Part Number, Description, and Serial Number of Aircraft

**PIPER AIRCRAFT
PA-28-151/161 WARRIOR
AIRPLANE PARTS CATALOG**

Figure and Index Number	Part Number	Code	Nomenclature	No. Req.	Serial Numbers Affected
65-30	79333-00	D	PANEL ASSEMBLY - Annunciator	1	
	79333-801	B	PANEL ASSEMBLY - Annunciator	1	
-31	67422-12	D	* LIGHT - Indicator (oil)	1	
-32	67422-13	D	* LIGHT - Indicator (vacuum)	1	
-33	67422-14	D	* LIGHT - Indicator (alternator)	1	
-34	487 904	D	* SWITCH - (39-1)	1	
-35	472 054	D	* LAMP - (PS10008-330)	2	
	472 058	B	LAMP - (PS10008-387)	2	
-36	453 695	D	* LAMP - (PS10008-328)	1	
	472 054		LAMP - (PS20008-330) 14 volt	1	
-37	35208-02	M	STRIP - Circuit breaker	1	28-8016001 and up
-38	35208-03	M	STRIP - Circuit breaker	1	28-8016001 thru 28-8216236
	35208-10		STRIP - Electrical Bus	1	28-8316001 and up
-39	35208-04	M	STRIP - Circuit breaker	1	28-8016001 and up
-40	587 923		SWITCH - Radio master (PS10095-1)	1	28-8016001 and up
-41	36935-02		SWITCH ASSEMBLY - Emergency bus	1	28-8016001 and up
-42	484 209		RELAY - (PS50053-2-2)	1	28-8016001 thru 28-8216216
-43	463 615		GUARD - (MS25224-1)	1	28-8016001 and up
-44	36934-02		BRACKET - Emergency bus switch	1	28-8016001 and up
-45	548 512		DETECTOR - Carburetor ice (107AP)	1	28-8016280 and up
-46	763 496		* PROBE - Carburetor ice detector (107AP-P-P)	1	28-8016280 and up
-47	95261-00	K	LIGHT ASSEMBLY - Cluster	1	
	86414-13	L	HOLDER ASSEMBLY - Lamp	1	
-48	472 056	K	* LAMP - (PS10008-53)	2	
	472 055	B	LAMP - (PS10008-336)	AR	
-49	472 086	L	LAMP - (PS10008-336) 6 volt	4	
-50	584 279		RELAY - (6041H298)	1	28-8216217 and up
-51	23969-02		NIPPLE - Electrical	2	28-8216217 and up
-52	23969-03		NIPPLE - Electrical	2	28-8216217 and up
-53	461 629	D	FUSE - (311005)	2	28-8216217 and up
-54	99377-66	N	SWITCH - Recognition and landing lights	1	28-8516001 and up
-55	87369-53	N	PLACARD - Landing and recognition lights	1	28-8516001 and up
-56	584 265	B	RESISTOR - (RWR80S1001FR)	1	

When ordering, always specify Part Number, Description, and Serial Number of Aircraft

Reissued: December 1, 1989

**PIPER AIRCRAFT
PA-28-151/161 WARRIOR
AIRPLANE PARTS CATALOG**

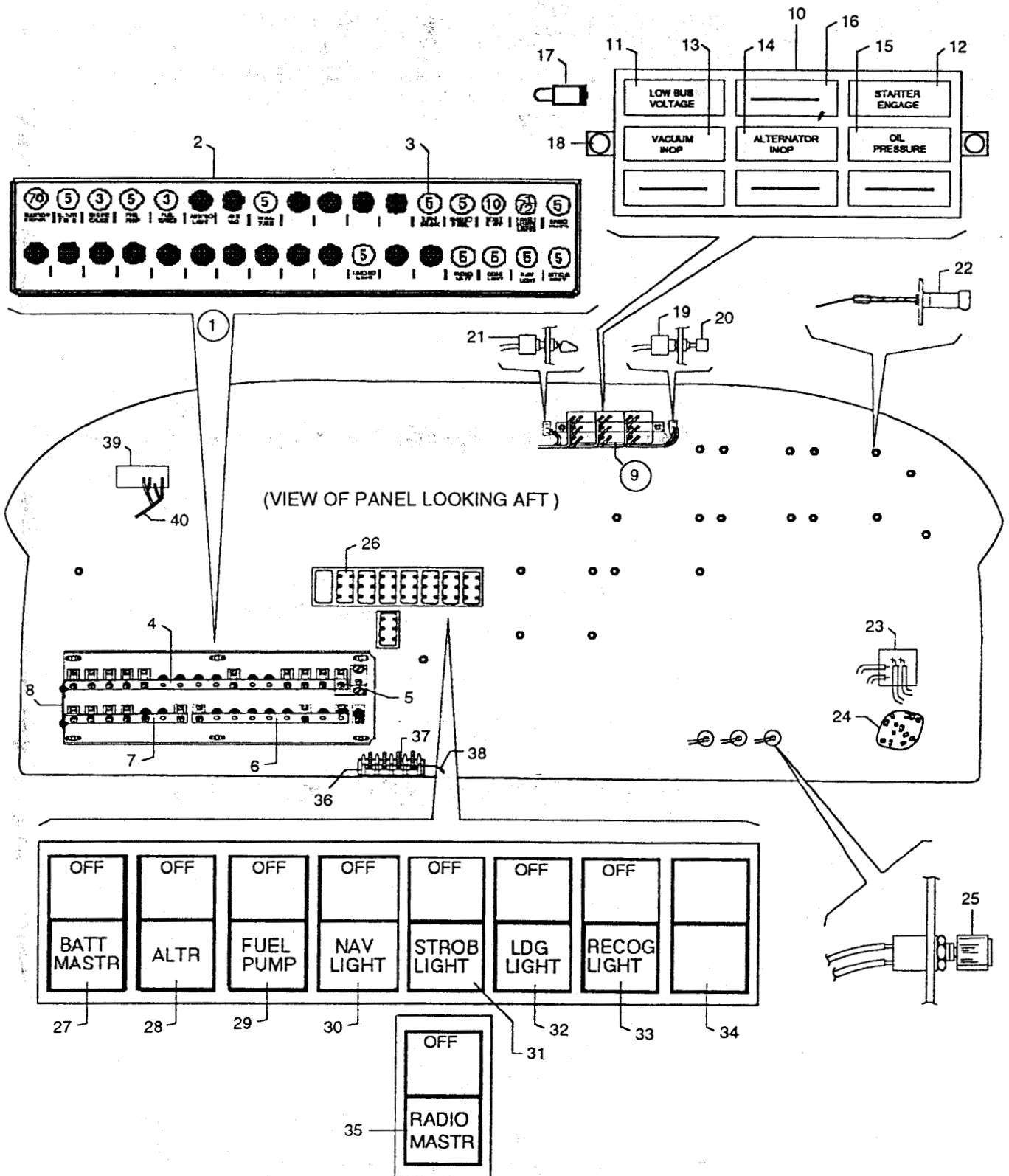


Figure 65A. Instrument Panel Electrical Installation
(PA-28-161 serial numbers 2816110 and up)

Added: July 30, 1994

**PIPER AIRCRAFT
PA-28-151/161 WARRIOR
AIRPLANE PARTS CATALOG**

CODE EXPLANATIONS FOR FIGURE 65A

A - Used when circuit breaker is not installed.

When ordering, always specify Part Number, Description, and Serial Number of Aircraft

Added: July 30, 1994

PIPER AIRCRAFT

PA-28-151/161 WARRIOR

AIRPLANE PARTS CATALOG

Figure and Index Number	Part Number	Code	Nomenclature	No. Req.	Serial Numbers Affected
65A-	85360		DRAWING - Electrical Installation		2816110 and up
	85375		DRAWING - Circuit Breaker Panel Assembly - Complete		2816110 and up
	85372		DRAWING - Annunciator Panel Assembly - Complete		2816110 and up
-1	85375-02		PANEL ASSEMBLY - Circuit breaker (Complete)	1	
-2	85374-02		* PANEL ASSEMBLY - Circuit breaker	1	
-3	454 736		* CIRCUIT BREAKER - 3 amp	AR	
	454 738		* CIRCUIT BREAKER - 5 amp	AR	
	454 739		* CIRCUIT BREAKER - 7.5 amp	AR	
	454 732		* CIRCUIT BREAKER - 10 amp	AR	
	687 800		* CIRCUIT BREAKER - 70 amp	AR	
	581 657	A	* PLUG BUTTON	AR	
-4	89276-11		* BUS	1	
-5	89276-15		* BUS	1	
-6	89276-13		* BUS	1	
-7	89276-12		* BUS	1	
-8	89276-14		* BUS	1	
-9	85372-02		PANEL ASSEMBLY - Annunciator (Complete)	1	
	456 703		* DIODE	20	
-10	89452-04		* LIGHT ASSEMBLY - Indicator (599 553)	1	
-11	89452-18		** CAP - Low bus voltage, red (653 631)	1	
-12	89452-35		** CAP - Starter engage, red (654 508)	1	
-13	89452-32		** CAP - Vacuum inop, amber	1	
-14	89452-33		** CAP - Alternator inop, red	1	
-15	89452-21		** CAP - Oil pressure, amber	1	
-16	89452-26		** CAP - Green with black line	4	
-17	472 028		** LAMP	18	
-18	514 758		SCREW - (MS24693C6B)	2	
-19	688 175		SWITCH - Press to test (MPA-106F)	1	
-20	653 588		CAP - Switch (C-22)	1	
-21	487 877		SWITCH - Day / night (MST-115D)	1	
-22	572 625		LIGHT ASSEMBLY - Instrument post (75619-06)	21	
	472 028		LAMP	21	
-23	85426-02		SWITCH ASSEMBLY - Primer	1	
	688 100		* SWITCH	1	
	688 603		* CAP	1	
	561 027		* FILTER	1	
	472 200		* LAMP	1	
-24	688 178		SWITCH - Ignition	1	
-25	571 192		KNOB - Dimmer control	3	
-26	688 296		SWITCH	8	
	561 027		FILTER	16	
	472 200		LAMP	16	
-27	84622-84		CAP - Switch, Batt mastr (654 495)	1	
-28	84622-85		CAP - Switch, Aitr (654 496)	1	
-29	84622-68		CAP - Switch, Fuel pump (654 480)	1	
-30	84622-13		CAP - Switch, Nav light (653 512)	1	
-31	84622-12		CAP - Switch, Strob light (653 511)	1	
-32	84622-10		CAP - Switch, Ldg light (653 509)	1	
-33	84622-52		CAP - Switch, Recog light (653 566)	1	
-34	687 211		SPACER	1	
-35	84622-17		CAP - Switch, Radio mastr (653 516)	1	
-36	588 464		TERMINAL STRIP - (MS27212-1-4)	1	
-37	35207-00		BUS	1	
-38	79151-00		WIRE ASSEMBLY - Ground	1	
-39	548 885		AMMETER - (PM-349)	1	
-40	85328-03		HARNESS ASSEMBLY - Ammeter	1	

When ordering, always specify Part Number, Description, and Serial Number of Aircraft

**PIPER AIRCRAFT
PA-28-151/161 WARRIOR
AIRPLANE PARTS CATALOG**

THIS PAGE INTENTIONALLY LEFT BLANK

PIPER AIRCRAFT
PA-28-151/161 WARRIOR
AIRPLANE PARTS CATALOG

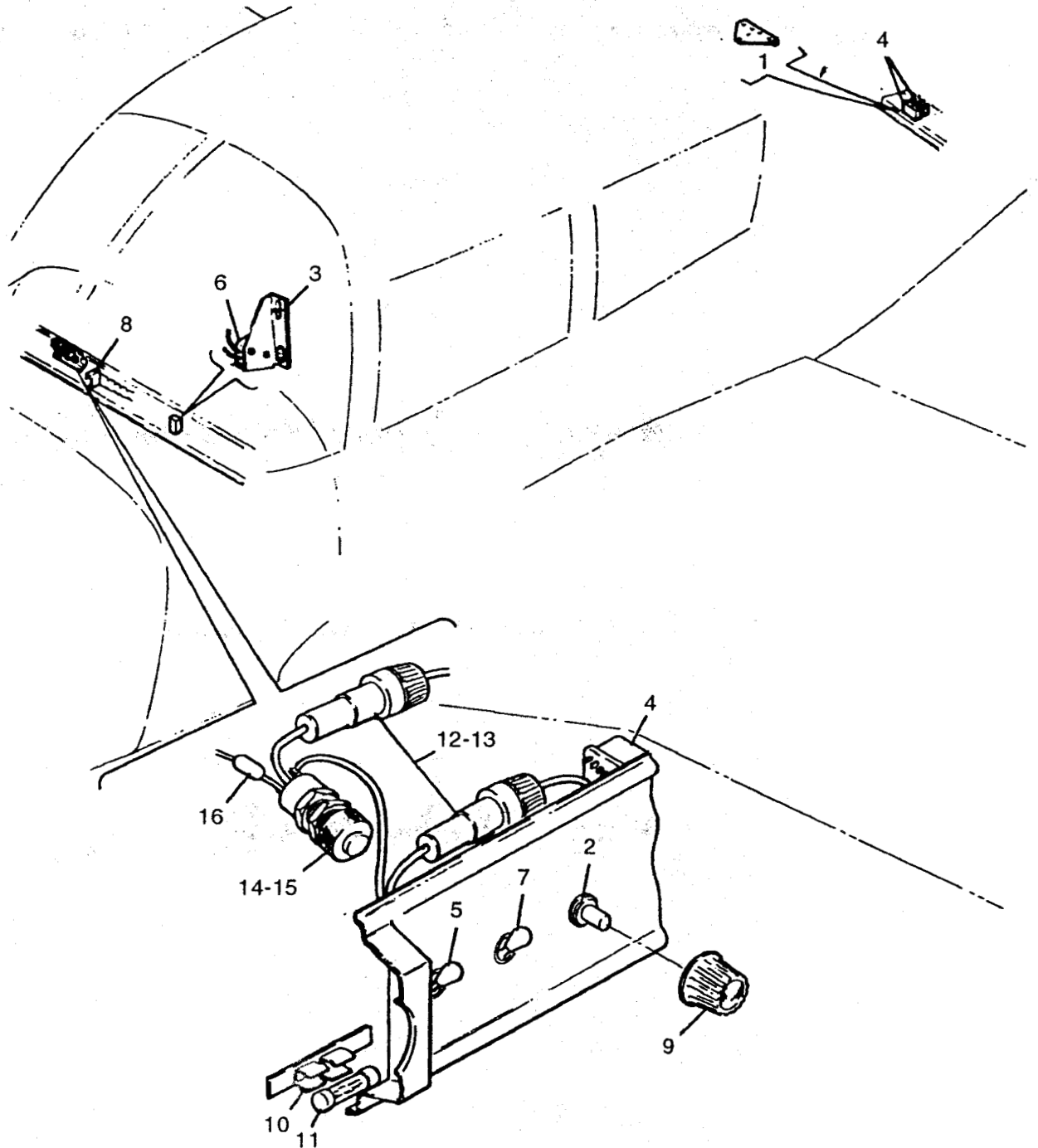


Figure 66. Air Conditioning Electrical Installation
(28-7816001 and up)

**PIPER AIRCRAFT
PA-28-151/161 WARRIOR
AIRPLANE PARTS CATALOG**

CODE EXPLANATIONS FOR FIGURE 66

A - Order part for serial numbers 28-7816172 and up if the four position fan switch has been replaced with a three position fan switch.

**PIPER AIRCRAFT
PA-28-151/161 WARRIOR
AIRPLANE PARTS CATALOG**

Figure and Index Number	Part Number	Code	Nomenclature	No. Req.	Serial Numbers Affected
66-	99979		DRAWING - Air Conditioning Electrical Installation		
-1	99862-00		MOUNT ASSEMBLY - Relay	1	
-2	99717-00		THERMOSTAT - Air conditioning	1	
-3	99170-00		BRACKET - Throttle limit switch support	1	
-4	484 209		RELAY - (PS50053-2-2)	3	
-5	587 903		SWITCH - (MS35058-22)	1	
-6	487 925		SWITCH - (V3-1)	1	
-7	763 815	A	SWITCH REPLACEMENT KIT - Fan (4 position)	1	28-7816001 thru 28-7816171
	688 235		SWITCH - (8946K942) (3 position)	1	28-7816172 and up
-8	454 709		CIRCUIT BREAKER - (PS50120-1-9) 20 amp, Mech Products Inc.	1	28-7816001 thru 28-8016081
	454 743		CIRCUIT BREAKER - (PS50120-3-36) 20 amp Wood Electric Corp	1	28-8016082 and up
-9	571 162		KNOB - Control (RB-67-1-SB-M)	AR	
-10	99999-00		HOLDER ASSEMBLY - Fuse	1	
-11	461 629		* FUSE - (311005)	1	
-12	465 258		HOLDER ASSEMBLY - Fuse (155020)	4	
-13	461 629		FUSE - (311005)	4	
-14	472 054		LAMP - (PS10008-330)	1	
-15	472 844		LIGHT - (MS25041-4)	1	
-16	484 467		RESISTOR - (4392)	1	

When ordering, always specify Part Number, Description, and Serial Number of Aircraft

PIPER AIRCRAFT
PA-28-151/161 WARRIOR
AIRPLANE PARTS CATALOG

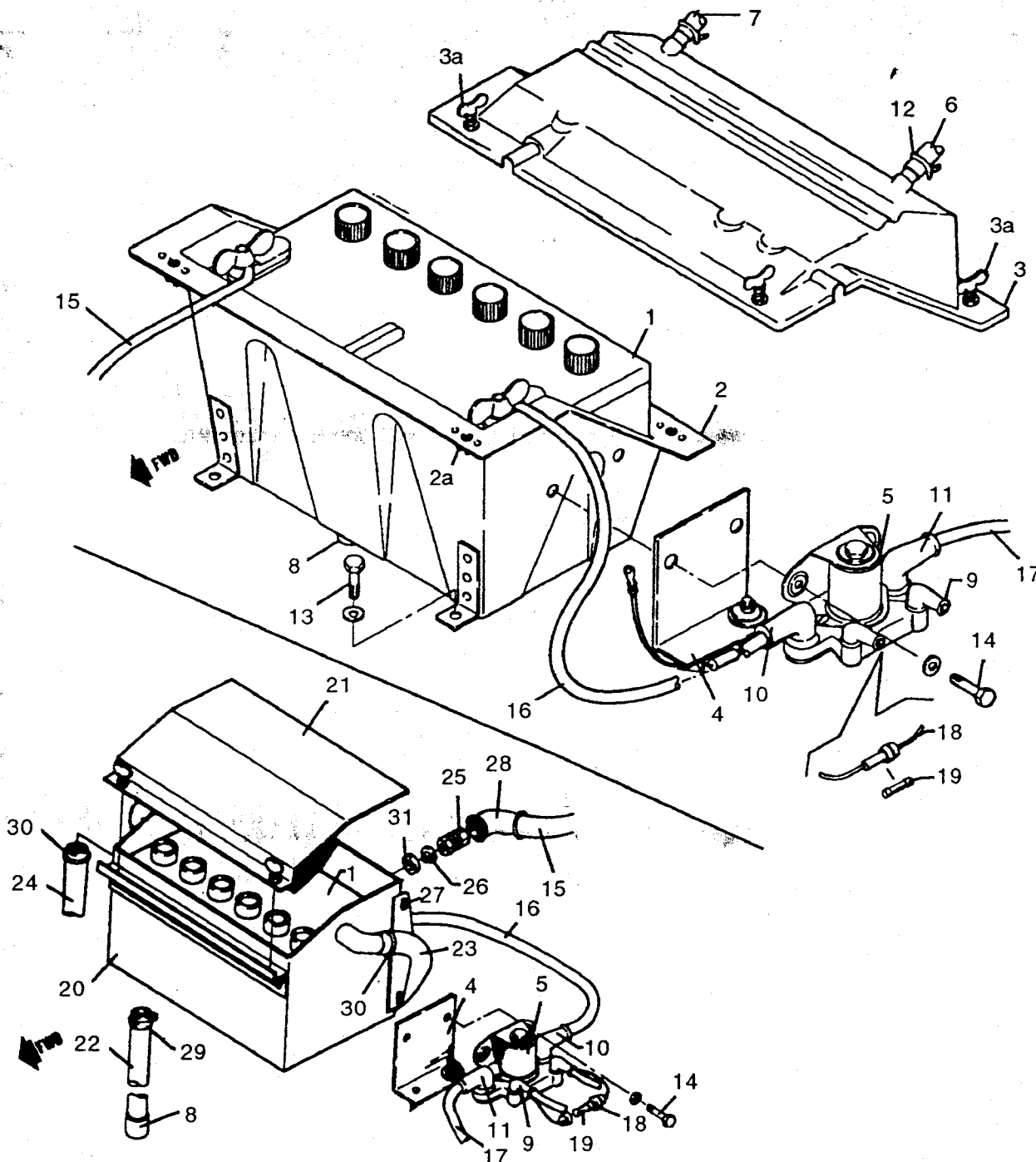


Figure 67. Battery Box Installation (1 of 2)
14 Volt System

Reissued: December 1, 1989

PIPER AIRCRAFT

PA-28-151/161 WARRIOR

AIRPLANE PARTS CATALOG

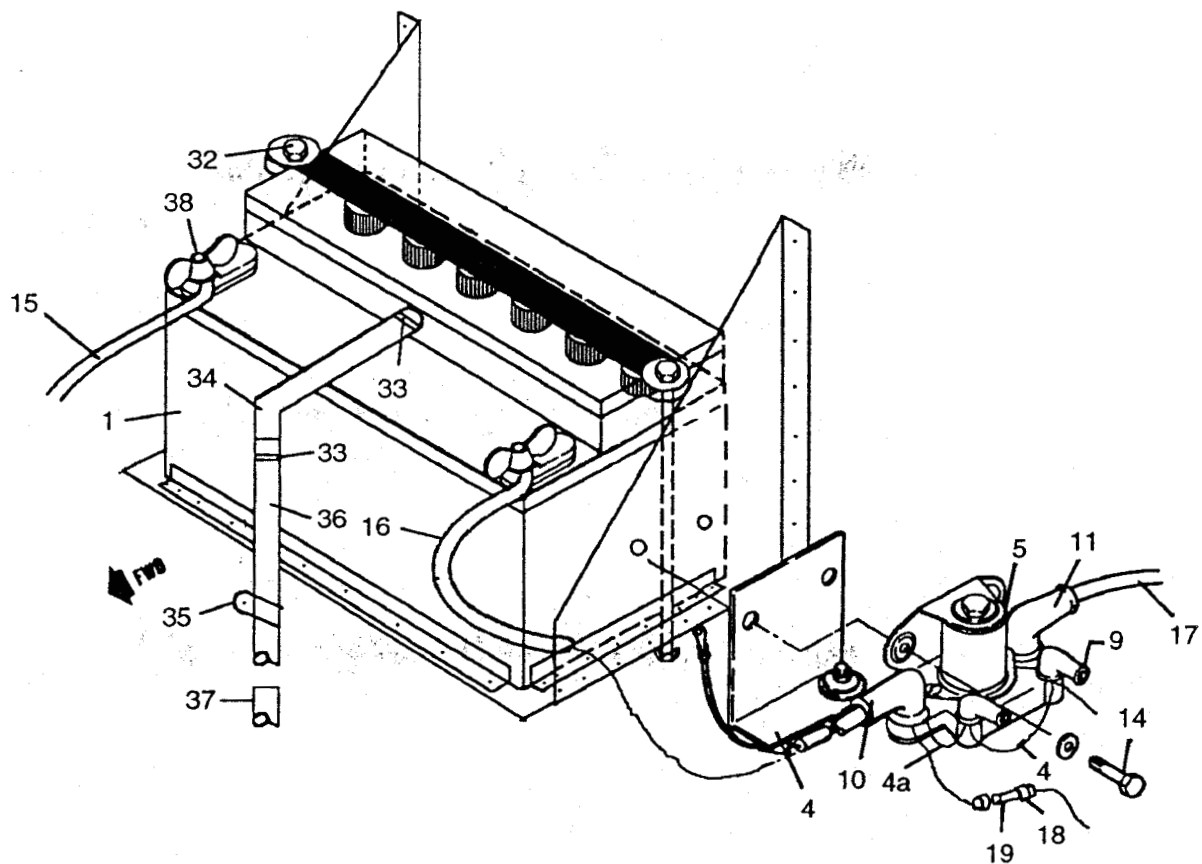


Figure 67. Battery Box Installation (2 of 2)
28 Volt System

**PIPER AIRCRAFT
PA-28-151/161 WARRIOR
AIRPLANE PARTS CATALOG**

CODE EXPLANATIONS FOR FIGURE 67

- A Used on 28 volt system.
- B Used on PA-28-151 with serial numbers 28-7515001 and up, and PA-28-161.
- C Used on PA-28-151 with serial numbers 28-7415001 thru 28-7715314, and PA-28-161 with serial numbers 28-7716001 thru 28-8216236.

PIPER AIRCRAFT PA-28-151/161 WARRIOR AIRPLANE PARTS CATALOG

Figure and Index Number	Part Number	Code	Nomenclature	No. Req.	Serial Numbers Affected
67-	35130		DRAWING - Electrical System Installation		28-7415001 thru 28-7415713
	35544	B	DRAWING - Electrical System Installation		
	73989	A	DRAWING - Electrical System Installation		
-1	450 030		BATTERY - (S25) 25 AMP, Hour	1	
	450 035		BATTERY - (R35) 35 AMP, Hour	1	
	450 101	A	BATTERY - (G243)	1	
-2	35202-00	C	BOX ASSEMBLY - Battery	1	
-2a	484 305	C	* RECEPTACLE - (2600-212-12)	4	
-3	35201-00	C	COVER ASSEMBLY - Battery box (with phenolic guard)	1	
-3a	587 581	C	* STUD - (2600-7W)	4	
	494 060		* WASHER - (2600-LW)	4	
-4	62279-00		DIODE ASSEMBLY - Master relay	1	
	89803-06	A	DIODE ASSEMBLY	1	
-4a	89803-05	A	WIRE ASSEMBLY	1	
-5	455 151		CONTACTOR - (6041H105A)	1	
	455 211	A	CONTACTOR - (6041H202A)	1	
-6	63904-06	C	HOSE - Battery vent, left (19" long)	1	
-7	63904-64	C	HOSE - Battery vent, right (14" long)	1	
-8	454 161		VENT TUBE - (1704-9-Y)	1	28-7415001 thru 28-7715314
				1	28-7716001 thru 28-8616049
-9	23969-02		NIPPLE - Electrical	2	
-10	23969-05		NIPPLE - Electrical	2	
-11	66580-02		NIPPLE - Terminal (476 695)	1	
-12	454 983	C	CLAMP - (SAE 8)	4	
-13	401 306	C	BOLT - (AN3-4A)	4	
	407 564	C	WASHER - (AN960-10)	4	
-14	401 307		BOLT - (AN4-4A)	2	
	407 801	C	WASHER - (AN970-4)	2	
	407 565		WASHER - (AN960-416)	2	28-8316001 thru 2816109
	404 836	C	NUT - (MS20364-428C)	2	
	401 307	A	BOLT - (AN4-4A)	2	
	407 565	A	WASHER - (AN960-416)	2	
	404 888	A	NUT - (MS20365-428C)	2	
-15	78140-33	C	WIRE ASSEMBLY - Battery to ground	1	
	79653-121		WIRE ASSEMBLY - Battery to ground	1	28-8316001 thru 2816109
	73989-05	A	WIRE ASSEMBLY - Battery to ground	1	
-16	78140-39	A	WIRE ASSEMBLY - Battery to solenoid	1	
	79653-97		WIRE ASSEMBLY - Battery to solenoid	1	28-8316001 thru 2816109
-17	79653-126		WIRE ASSEMBLY - Battery solenoid to starter solenoid	1	
	79653-139		WIRE ASSEMBLY - Battery solenoid to starter solenoid	1	28-8316001 and up
-18	79595-19		FUSE ASSEMBLY - Voltage spike suppression	1	28-8116001 and up
	79595-20	A	FUSE ASSEMBLY - Voltage spike suppression	1	
-19	461 657		* FUSE - (312001) 1 amp	1	28-8116001 and up
	461 629	A	* FUSE - (311005) 5 amp	1	
-20	35845-02		BOX ASSEMBLY - Battery	1	28-8316001 and up
-21	63977-00		COVER ASSEMBLY - Battery	1	28-8316001 and up
-22	63904-105		HOSE - Battery drain	1	28-8316001 and up
-23	63904-106		HOSE - Battery vent	1	28-8316001 and up
-24	63904-107		HOSE - Battery vent	1	28-8316001 and up
-25	66616-00		TERMINAL ASSEMBLY - Battery box	2	28-8316001 and up
-26	17555-00		PLATE - Battery insulation	2	28-8316001 and up
-27	401 306		BOLT - (AN3-4A)	6	28-8316001 and up
	407 674		WASHER - (AN960-C10)	6	28-8316001 and up
-28	23969-05		NIPPLE - Terminal	2	28-8316001 and up

When ordering, always specify Part Number, Description, and Serial Number of Aircraft

**PIPER AIRCRAFT
PA-28-151/161 WARRIOR
AIRPLANE PARTS CATALOG**

Figure and Index Number	Part Number	Code	Nomenclature	No. Req.	Serial Numbers Affected
67-29	554 861		CLAMP - (SAE TY F-4)	1	28-8316001 and up
-30	454 983		CLAMP - (SAE TY E-8)	2	28-8316001 and up
-31	81342-56		WASHER - Battery box	2	28-8316001 and up
-32	84316-02	A	INSULATOR	2	
	400 496	A	BOLT - (AN3-73A)	2	
	407 800	A	WASHER - (AN970-3)	2	
-33	488 722	A	TY-RAP - (MS3367-4-9)	2	
-34	559 031	A	ELBOW - (TBP3621)	1	
-35	554 960	A	CLAMP - (PS10017-8-10)	2	
-36	73989-03	A	TUBE - Vent (35.0" long)	1	
-37	73989-04	A	TUBE - (1.0" long)	1	
-38	488 503	A	TERMINAL - Ground	1	
	488 494	A	TERMINAL - Positive	1	

When ordering, always specify Part Number, Description, and Serial Number of Aircraft

Revised: July 30, 1994

PIPER AIRCRAFT
PA-28-151/161 WARRIOR
AIRPLANE PARTS CATALOG

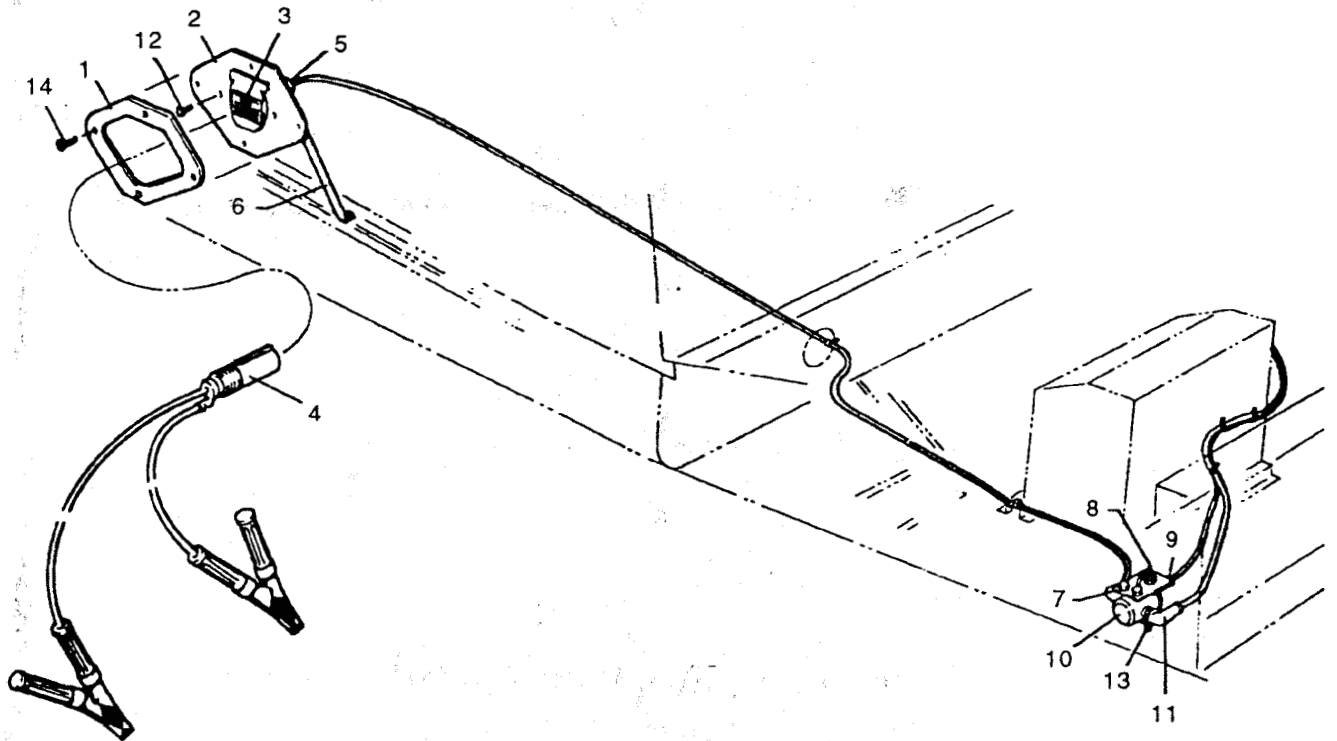


Figure 68. External Power Supply Installation
(28-7415001 and up and 28-7716001 thru 28-8216236)

**PIPER AIRCRAFT
PA-28-151/161 WARRIOR
AIRPLANE PARTS CATALOG**

CODE EXPLANATIONS FOR FIGURE 68

- A - Used on PA-28-151 with serial numbers 28-7415001 and up, and PA-28-161 with serial numbers 28-7716001 thru 28-8216236.
- B - Used on PA-28-151 with serial numbers 28-7415001 and up, and PA-28-161 with serial numbers 28-7716001 thru 28-7716323.

**PIPER AIRCRAFT
PA-28-151/161 WARRIOR
AIRPLANE PARTS CATALOG**

Figure and Index Number	Part Number	Code	Nomenclature	No. Req.	Serial Numbers Affected
68-	35298		DRAWING - Auxiliary Power Receptacle Installation		
	62226-00		SPACER - Auxiliary power receptacle	1	
-2	62227-00		PLATE - Auxiliary power receptacle	1	
-3	69669-173		PLACARD - External power supply	1	28-7716001 and up
-4	89097-02		PLUG ASSEMBLY - Power connector	1	
-5	62355-11		CONNECTOR ASSEMBLY - Power connector	1	
-6	35297-00	B	TUBE - Auxiliary power receptacle support	1	
	35298-07		TUBE - Auxiliary power receptacle support	1	28-7816001 and up
-7	68198-00		SUPPORT - Diode	1	
-8	456 728		DIODE - (1N3208)	1	
-9	23969-02		NIPPLE - Diode	1	
-10	484 373		RELAY - Power (PS50053-5-2)	1	28-7716001 and up
-11	23969-05		NIPPLE - Electrical terminal (476 683)	2	
-12	400 728		BOLT - (AN25-11A)	2	
	407 566		WASHER - (AN960-516)	2	
	407 106		WASHER - (AN935-516)	2	
	404 323		NUT - (AN316-5R)	2	
-13	401 307		BOLT - (AN4-4A)	2	
	407 565		WASHER - (AN960-416)	2	
	404 888		NUT - (MS20365-428C)	2	
-14	416 794		SCREW - (MS24693-S275)	4	
	494 087		WASHER - (A3235-020-1)	4	
	407 564		WASHER - (AN960-10)	4	
	404 835		NUT - (MS20364-1032C)	4	

When ordering, always specify Part Number, Description, and Serial Number of Aircraft

PIPER AIRCRAFT
PA-28-151/161 WARRIOR
AIRPLANE PARTS CATALOG

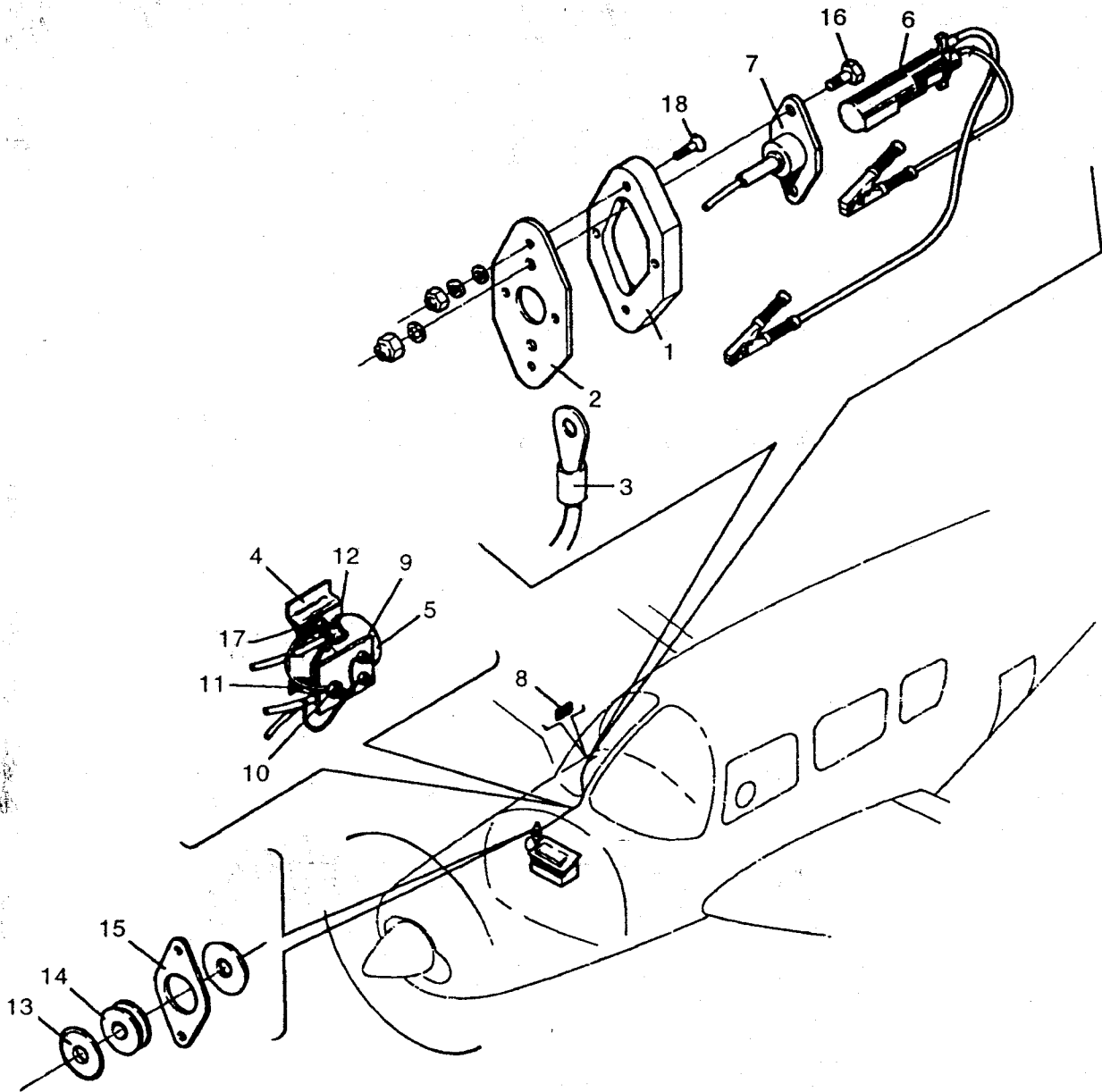


Figure 68A. External Power Supply Installation
(28-8316001 thru 2816109)

Reissued: December 1, 1989

**PIPER AIRCRAFT
PA-28-151/161 WARRIOR
AIRPLANE PARTS CATALOG**

CODE EXPLANATIONS FOR FIGURE 68A

**PIPER AIRCRAFT
PA-28-151/161 WARRIOR
AIRPLANE PARTS CATALOG**

Figure and Index Number	Part Number	Code	Nomenclature	No. Req.	Serial Numbers Affected
68A	35842		DRAWING - External Power Supply Installation		
-1	62226-00		SPACER - Auxiliary power receptacle	1	
-2	62227-00		PLATE - Auxiliary power receptacle	1	
-3	79653-104		WIRE - Ground	1	
-4	35840-02		BRACKET ASSEMBLY - Auxiliary power relay	1	
-5	484 373		SOLENOID - (24059)	1	
-6	62355-02		PLUG ASSEMBLY - Power connector	1	
	89097-02		PLUG ASSEMBLY - Power Connector	1	2816038 and up
-7	62355-03		SOCKET ASSEMBLY - Power connector	1	
	89097-03		SOCKET ASSEMBLY - Power Connector	1	2816038 and up
-8	69669-173		PLACARD - External power	1	
-9	68198-00		SUPPORT - Diode mounting	1	
-10	456 728		DIODE - (IN3208)	1	
	404 322		* NUT - (AN316-4R)	1	
-11	23969-02		NIPPLE	1	
-12	23969-05		NIPPLE	3	
-13	66789-00		PLATE	2	
-14	68770-04		GROMMET	2	
-15	68771-04		GASKET	1	
-16	400 728		BOLT - (AN25-1 1A)	2	
	407 566		WASHER - (AN960-516)	2	
	407 106		WASHER - (AN935-516)	2	
	404 323		NUT - (AN316-5R)	2	
-17	401 307		BOLT - (AN4-4A)	2	
	407 565		WASHER - (AN960-416)	2	
-18	416 794		SCREW - (M524693-5275)	4	
	494 087		WASHER - Countersunk (A3235-020-1)	4	
	407 564		WASHER - (AN960-10)	4	
	404 835		NUT - (M520364-1032C)	4	

When ordering, always specify Part Number, Description, and Serial Number of Aircraft

Reissued: December 1, 1989

**PIPER AIRCRAFT
PA-28-151/161 WARRIOR
AIRPLANE PARTS CATALOG**

CODE EXPLANATIONS FOR FIGURE 68B

Added: July 30, 1994

**PIPER AIRCRAFT
PA-28-151/161 WARRIOR
AIRPLANE PARTS CATALOG**

Figure and Index Number	Part Number	Code	Nomenclature	No. Req.	Serial Numbers Affected
68B-	85421		DRAWING - Auxiliary Power Receptacle Installation		2816110 and up
-1	42513-04		DOOR ASSEMBLY - Auxiliary power receptacle	1	
-2	484 125		RECEPTACLE - (MS3506-1)	1	
-3	476 673		BOOT - (MS25171-1S)	2	
-4	476 676		BOOT - (MS25171-4S)	3	
-5	73508-02		STRAP	1	
-6	73290-02		BRACKET	1	
-7	74075-02		BLOCK	1	
	74075-03		BLOCK	1	
-8	401 429		BOLT - (AN4-44)	2	
	407 565		WASHER - (AN960-416)	2	
-9	69669-205		DECAL	1	
-10	85421-03		WIRE ASSEMBLY	1	
-11	85421-04		WIRE ASSEMBLY	1	
-12	85421-05		WIRE ASSEMBLY	1	
-13	26898-05		RELAY	1	
-14	67487-04		DIODE ASSEMBLY	2	
-15	400 438		BOLT - (AN3-4A)	2	
	407 564		WASHER - (AN960-10)	2	
-16	189 625		GROMMET	1	
-17	400 441		BOLT - (AN3-7A)	4	
	407 564		WASHER - (AN960-10)	4	
	404 887		NUT - (MS20365-1032C)	4	

When ordering, always specify Part Number, Description, and Serial Number of Aircraft

PIPER AIRCRAFT
PA-28-151/161 WARRIOR
AIRPLANE PARTS CATALOG

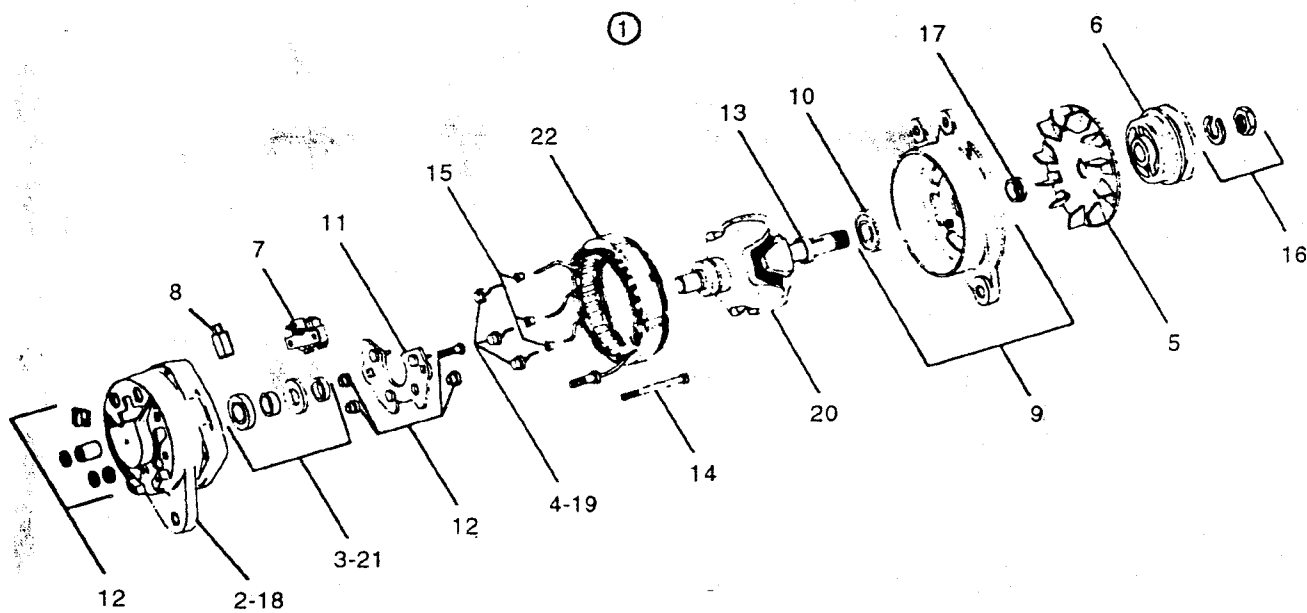


Figure 69. Alternator Assembly (Prestolite)

**PIPER AIRCRAFT
PA-28-151/161 WARRIOR
AIRPLANE PARTS CATALOG**

CODE EXPLANATIONS FOR FIGURE 69

- A - Used on PA-28-151 with serial numbers 28-7415001, 28-7415002, 28-7415004 thru 28-7415421.
- B - Used on PA-28-161 with serial numbers 28-7816001 and up if air conditioning is installed.
- C - Used with Alternator Assembly (ALY-6408) only.
- D - Used with Alternator Assembly (ALY-6421) only.
- E - Used with Alternator Assembly (ALY-6422) only.

**PIPER AIRCRAFT
PA-28-151/161 WARRIOR
AIRPLANE PARTS CATALOG**

Figure and Index Number	Part Number	Code	Nomenclature	No. Req.	Serial Numbers Affected
69-1	551 984	A	ALTERNATOR ASSEMBLY - (ALY-6421)	1	
	551 983	B	ALTERNATOR ASSEMBLY - (ALY-6422)	1	
-2	762 243	C	* SLIP RING END HEAD AND ROTOR ASSEMBLY - Package (90-2396)	1	
-3	757 386	C	** PACKAGE - Bearing and seal S.R.E. (90-2014)	1	
-4	757 387	C	** PACKAGE - Rectifier, negative (XA 944 JS)	1	
-5	754 827		* FAN ASSEMBLY - Ventilating (90-2241)	1	
-6	757 391	C,D	* PULLEY - Drive (PU-672B)	1	
	757 392	E	* PULLEY - Drive (PU-692B)	1	
-7	758 224		* BRUSH HOLDER AND SPRING ASSEMBLY - (ALE-1045BS)	1	
-8	758 471		** BRUSH SET - Alternator (ALE-1013AS)	1	
-9	755 232		* HEAD ASSEMBLY - Drive end (ALE-1003K)	1	
-10	758 225		** BEARING - Ball, seal (X-3416)	1	
-11	756 060		* RECTIFIER AND PLATE ASSEMBLY - Positive (ALE-1054A)	1	
-12	761 903		* TERMINAL STUD AND PARTS PACKAGE - (90-2043)	1	
-13	756 061		* RETAINER - Drive end (GR-32)	1	
-14	757 388		* PACKAGE - Thru bolt (ALA-20JS)	1	
-15	757 389		* PACKAGE - Eyelet (90-818)	1	
-16	757 390		* PACKAGE - Nut and washer (90-33)	1	
-17	757 720	C,D	* SPACER - Rotor shaft (ALD-21)	1	
	757 721	E	* SPACER - Rotor shaft (ALD-21A)	1	
-18	755 271	D,E	* HEAD ASSEMBLY - Slip ring end (ALK-I132BS-I)	1	
-19	757 387	D,E	** PACKAGE - Rectifier, negative (XA944JS)	1	
-20	762 509	D	* ROTOR - (ALE-2173S-1)	1	
	762 508	E	* ROTOR - (ALE-2177S-1)	1	
-21	757 386	D,E	* PACKAGE - Bearing and seal S.R.E. (90-2014)	1	
-22	757 719		* STATOR ASSEMBLY - (ALE-2008AES)	1	

When ordering, always specify Part Number, Description, and Serial Number of Aircraft

Reissued: December 1, 1989

PIPER AIRCRAFT
PA-28-151/161 WARRIOR
AIRPLANE PARTS CATALOG

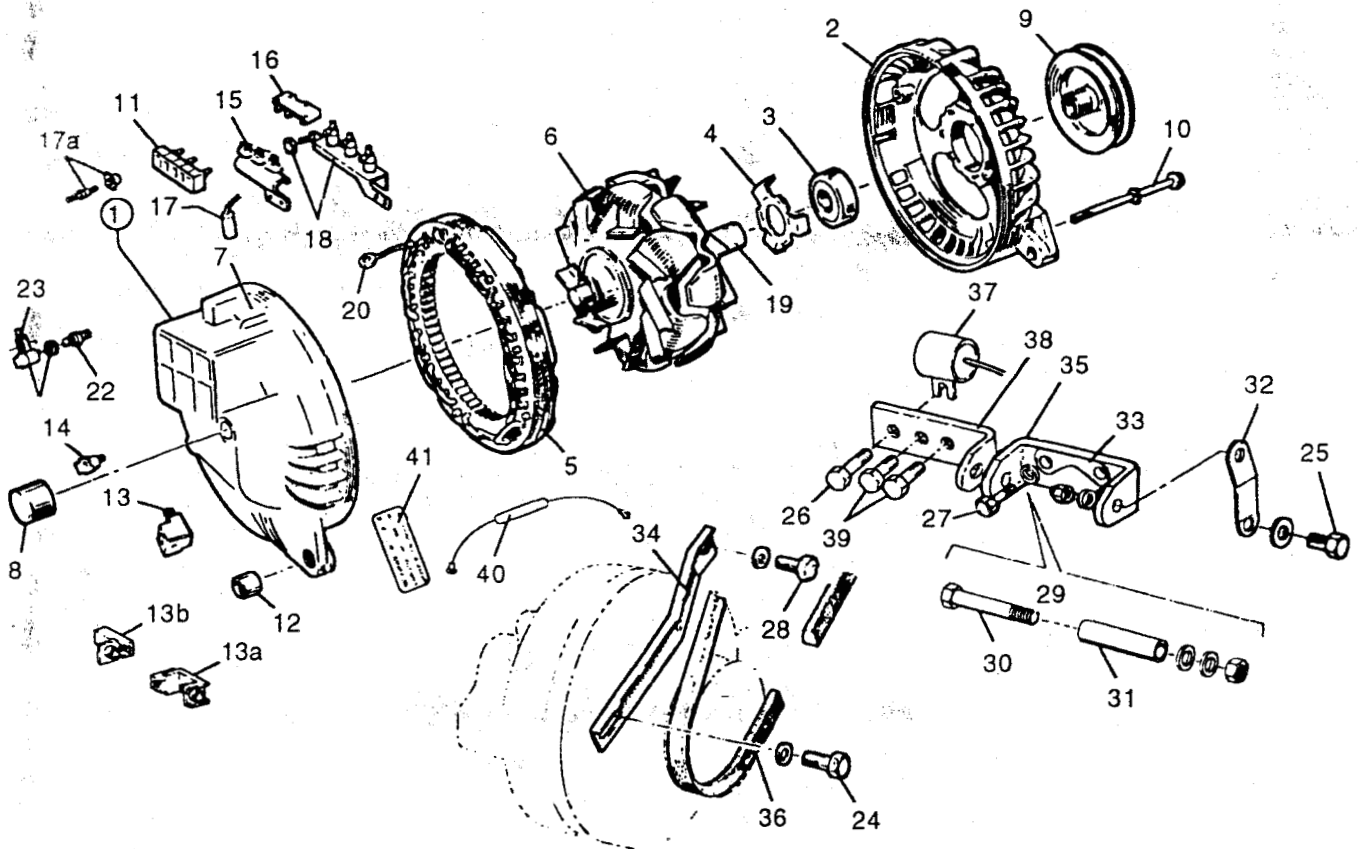


Figure 70. Alternator Assembly (Chrysler)

**PIPER AIRCRAFT
PA-28-151/161 WARRIOR
AIRPLANE PARTS CATALOG**

CODE EXPLANATIONS FOR FIGURE 70

- A - Used on PA-28-151 with serial numbers 28-7415003, 28-7415422 and up, and PA-28-161.
- B - Used on PA-28-151 with serial numbers 28-7415003, 28-7415422 thru 28-7415713.
- C - Used on PA-28-161 with serial numbers 28-7916241 thru 28-8216162. If Alternator/Capacitor Mounting Kit 764 347 has been installed per Service Spares Letter 366A order part for serial numbers 28-8216163 and up.
- D - Used on PA-28-151 with serial numbers 28-7415001 and up, and PA-28-161 with serial numbers 28-7716001 thru 28-7916240. If Alternator/Capacitor Mounting Kit 764 347 has been installed per Service Spares Letter 366A order part for serial numbers 28-8216163 and up.
- E - Used on PA-28-151 with serial numbers 28-7415001 and up, and PA-28-161 with serial numbers 28-7716001 thru 28-7916507.
- F - Used with Alternator Assembly P/N 69670-04 (Chrysler No. 4111810) only.
- G - Used with Alternator Assemblies P/N 69670-00 and 69670-03 (Chrysler No. 3656624) only.
- H - Used on PA-28-151 with serial numbers 28-7415003, 28-7415422 thru 28-7515334.
- J - Used on PA-28-151 with serial numbers 28-7515335 and up, and PA-28-161.
- K - Used on PA-28-151 and PA-28-161 with serial numbers 28-7716001 thru 28-7716197 and 28-7716199 thru 28-8116014.
- L - Used on PA-28-151 with serial numbers 28-7415001 and up, and PA-28-161 with serial numbers 28-7716001 thru 28-8116014.
- M - Used on PA-28-151 with serial numbers 28-7415003, 28-7415422 thru 28-7515334; and PA-28-161 with serial numbers 28-7716198, 28-8116015 and up.
- N - Used on PA-28-151 with serial numbers 28-7515335 and up; and PA-28-161 with serial numbers 28-7716001 thru 28-7716197, and 28-7716199 thru 28-8116014.
- P - Used on PA-28-151 with serial numbers 28-7415422 and up, and PA-28-161 with serial numbers 28-7716001 thru 28-8216162. If Alternator/Capacitor Mounting Kit 764 347 has been installed per Service Spares Letter 366A, order parts for PA-28-161 with serial numbers 28-8216163 and up.
- Q - Also used on PA-28-151 with serial numbers 28-7415001 and up and PA-28-161 with serial numbers 28-7716001 thru 28-8216162 if Alternator/Capacitor Mounting Kit 764 347 has been installed per Service Spares Letter 366A.
- R - This alternator is no longer available. It is replaced by Piper Code Number 599 303 (ElectroSystems ES4020, 60 amp).

PIPER AIRCRAFT PA-28-151/161 WARRIOR AIRPLANE PARTS CATALOG

Figure and Index Number	Part Number	Code	Nomenclature	No. Req.	Serial Numbers Affected
70-	99937 87323	K	DRAWING - Alternator Installation DRAWING - Alternator Installation		28-7716198, and 28-8116015 thru 2816109
-1	69670-04	R	ALTERNATOR ASSEMBLY - (Chrysler 4111810)	1	
-2	756 159	G	* SHIELD ASSEMBLY - Drive end (2098634)	1	
	762 490	F	* SHIELD ASSEMBLY - Drive end (4111822)	1	
-3	753 375	G	* BEARING - Drive end shield (20984-78)	1	
	758 575	F	* BEARING - Drive end shield (3656444)	1	
-4	755 846		* PLATE - Bearing retainer (2095012)	1	
-5	757 745	G	* STATOR ASSEMBLY - (3438768)	1	
	762 489	F	* STATOR ASSEMBLY - (4111804)	1	
-6	756 065	G	* ROTOR ASSEMBLY - (3656632)	1	
	762 628	F	* ROTOR ASSEMBLY - (4111817)	1	
-7	757 746	G	* SHIELD ASSEMBLY - Rectifier end (3438712)	1	
	762 491	F	* SHIELD ASSEMBLY - Rectifier end (4091535)	1	
-8	753 376	G	* BEARING - Rectifier end shield (2098512)	1	
	758 576	F	* BEARING - Rectifier end shield (3755184)	1	
-9	757 311		* PULLEY ASSEMBLY - (2642706)	1	
-10	756 757	G	* KIT - (3) Frame screws (3656470)	1	
	762 492	F	* SCREW - Frame (4111814)	3	
	763 781	F	* WASHER - (4111887)	3	
-11	761 913		* TERMINAL BLOCK - (3438729)	1	
-12	758 249	G	* BUSHING - Alternator end shield (2098052)	1	
	753 380	F	* BUSHING - Alternator end shield (2095052)	1	
-13	758 250	G	* BRUSH ASSEMBLY - Vertical (2095039)	1	
-13a	758 369		* BRUSH HOLDER - Axial (3438159)	1	
-13b	758 580	F	* BRUSH HOLDER - Radial (4091667)	1	
-14	758 251	G	* BRUSH ASSEMBLY - Horizontal (3420893)	1	
-15	756 066	G	* RECTIFIER ASSEMBLY - Positive (3438727)	1	
-16	756 067	G	* RECTIFIER ASSEMBLY - Negative (3438721)	1	
	755 340	F	* HEAT SINK - Negative (3755114)	1	
-17	757 981	G	* CAPACITOR - (3438725)	1	
	763 395	F	* CAPACITOR, STUD, AND INSULATOR PACKAGE - (3620793)	1	
-17a	758 366	G	* BATTERY TERMINAL - PACKAGE (3620794)	1	
-18	758 573	F	* BATTERY TERMINAL AND POSITIVE HEAT SINK PACKAGE - (4240488)	1	
-19	762 629	F	* RETAINER AND SLIP RING PACKAGE - (3744889)	1	
-20	762 049	F	* TERMINAL - (3438709)	3	
-21	758 574	F	* BRUSH AND WASHER PACKAGE - (4176097)	1	
-22	762 493	F	* SCREW - (6031272)	2	
-23	762 050	F	* TERMINAL FIELD - (4111809)	1	
-24	401 971		BOLT - (MS20074-05-06)	1	
	407 566		WASHER - (AN960-516)	2	
	407 137	J	WASHER - (AN936-A516)	1	
-25	401 971		BOLT - (MS20074-05-06)	1	
	62833-74		WASHER	1	
-26	401 970	P	BOLT - (MS20074-05-05)	1	
	401 974	Q	BOLT - (MS20074-05-07)	1	28-8216163 and up
	407 144	P	WASHER - (AN936B516)	1	
	407 106	Q	WASHER - (AN935 516)	1	28-8216163 and up

When ordering, always specify Part Number, Description, and Serial Number of Aircraft

**PIPER AIRCRAFT
PA-28-151/161 WARRIOR
AIRPLANE PARTS CATALOG**

Figure and Index Number	Part Number	Code	Nomenclature	No. Req.	Serial Numbers Affected
70-27	401 971	M	BOLT - (MS20074-05-06)	2	
	401 970	N	BOLT - (M520074-05-05)	2	
	407 137		WASHER - (AN936 A516)	AR	
	407 586		WASHER - (AN960 516L)	AR	
-28	401 970		BOLT - (MS20074-05-05)	1	
	407 566	H	WASHER - (AN960 516)	1	
	407 137	J	WASHER - (AN936 A516)	1	
-29	764 092	L	ALTERNATOR MOUNTING HARDWARE KIT	1	
-30	401 424		* BOLT - (AN6-44A)	1	28-8116015 and up
	407 107		* WASHER - Lock (AN935-616)	2	28-8116015 and up
	407 567		* WASHER - (AN960-616)	3	28-8116015 and up
	407 587		* WASHER - (AN960-616L)	4	28-8116015 and up
	404 838		* NUT - (MS20364-624C)	1	28-8116015 and up
-31	86700-36		* BUSHING	1	28-8116015 and up
-32	79238-00	G	STRUT - Alternator	1	
	78483-00	F	STRUT - Alternator	1	
-33	582 172		PLATE - Lock (73383)	1	
-34	63531-00		CHANNEL - Alternator support	1	
-35	63520-00	D	BRACKET ASSEMBLY - Alternator support	1	
	65199-00	C	BRACKET - Alternator support	1	
	65199-05	Q	BRACKET - Alternator support	1	28-8216163 and up
-36	564 852		BELT	1	
-37	63897-06		CAPACITOR ASSEMBLY	1	
-38	65199-04	Q	BRACKET - Alternator support	1	28-8216163 and up
-39	401 971	Q	BOLT - (MS20074-05-06)	2	28-8216163 and up
	407 106	Q	WASHER - (AN935-516)	2	28-8216163 and up
-40	69666-00	B	RESISTOR ASSEMBLY	1	
-41	69668-00	B	PLACARD - Alternator warning	1	

When ordering, always specify Part Number, Description, and Serial Number of Aircraft

PIPER AIRCRAFT
PA-28-151/161 WARRIOR
AIRPLANE PARTS CATALOG

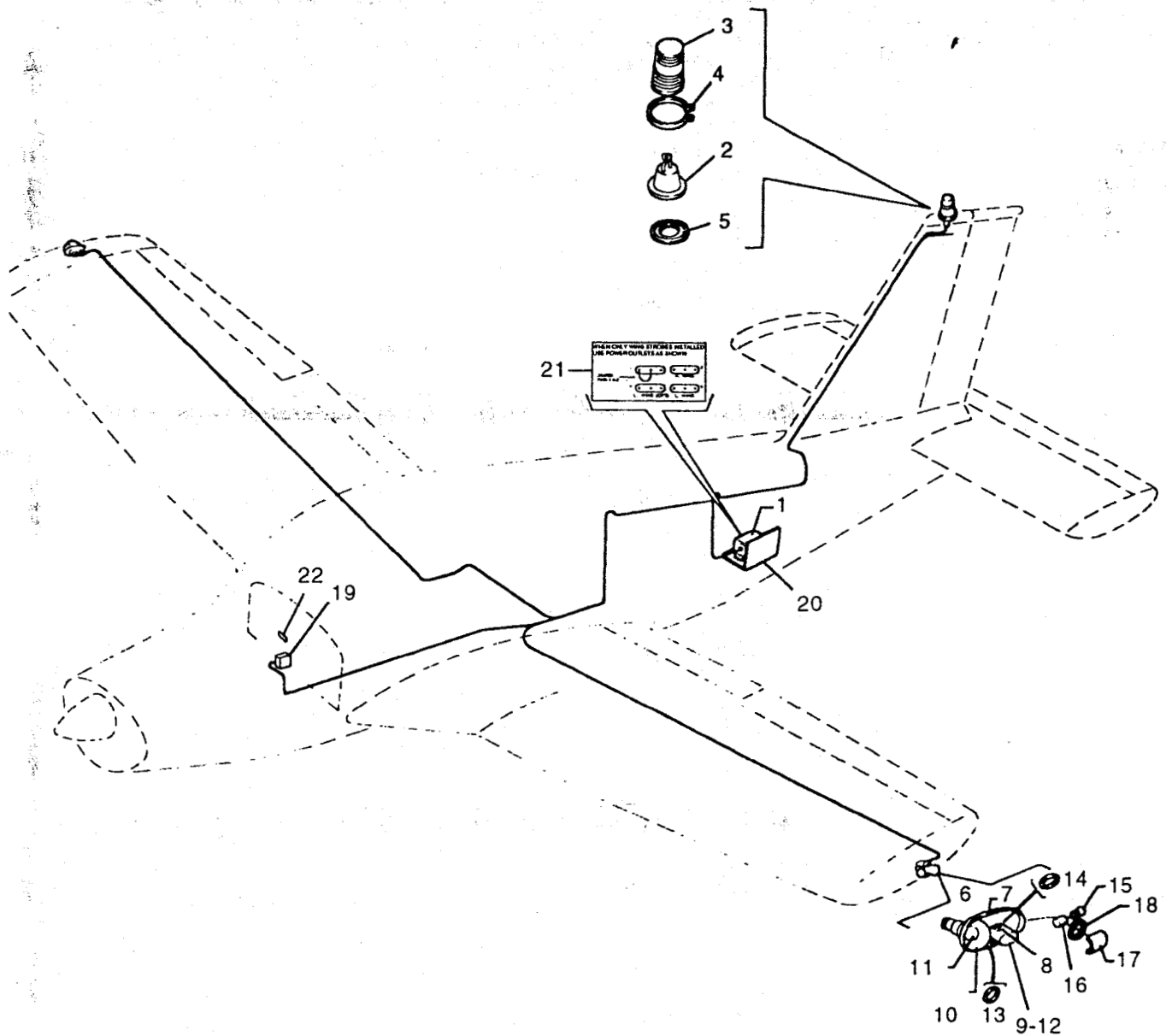


Figure 71. Strobe Light Installation

**PIPER AIRCRAFT
PA-28-151/161 WARRIOR
AIRPLANE PARTS CATALOG**

CODE EXPLANATIONS FOR FIGURE 71

- A - Used if white strobe wing tip lights are not installed.
- B - Used if white strobe wing tip lights are installed.
- C - Used if unshielded wing tip strobe lens is installed.
- D - Must be used when an A.D.F Radio Installation is installed.
- E - Used on PA-28-161 with serial numbers 28-7816608 and up.
- F - Used with white wing tip strobe only.
- G - Used with red wing tip strobe only.
- H - Used on PA-28-151, and PA-28-161 with serial numbers 28-7716001 thru 28-7916204.
- J - Used on 28 volt system.
- K - Used on PA 28-151 with serial numbers 28-7415001 and up, and PA-28-161 with serial numbers 28-7716001 thru 28-8116240.
- L - Used on PA-28-151 with serial numbers 28-7415001 and up, and PA-28-161 with serial numbers 28-7716001 thru 28-8116240, if red wing tip strobe is installed. Also used on PA-28-161 with serial numbers 28-8116241 and up.

**PIPER AIRCRAFT
PA-28-151/161 WARRIOR
AIRPLANE PARTS CATALOG**

Figure and Index Number	Part Number	Code	Nomenclature	No. Req.	Serial Numbers Affected
71-	99030	H	DRAWING - Strobe Lights Installation		
	38221		DRAWING - Strobe Lights Installation		28-7716003 thru 28-7916204
	79850		DRAWING - Wing Tip Strobe Lights Installation		28-7916205 thru 28-8116240
	36789		DRAWING - Wing Tip Strobe Lights Installation		28-8116241 and up
	79850		DRAWING - Fin Tip Strobe Light Installation		28-7916205 thru 28-8216023
	36789		DRAWING - Fin Tip Strobe Light Installation		28-8216024 and up
-1	481 214	A	POWER SUPPLY - Strobe light	1	
	763 469	B	POWER SUPPLY - Strobe light	1	
	481 247		POWER SUPPLY - Strobe light	1	2816110 and up
-2	757 762		LIGHT ASSEMBLY - Strobe, fin (unshielded)	1	
	761 189	D	LIGHT ASSEMBLY - Strobe, fin (shielded)	1	
-3	761 161		LENS - Strobe light, red (unshielded)	1	
	761 190		LENS - Strobe light, red (shielded)	1	
-4	755 200		CLAMP ASSEMBLY - Ring	1	
-5	751 312		ADAPTER - Mounting plate	1	
-6	761 158		LIGHT ASSEMBLY - Red navigation and white strobe, wing tip (unshielded)	1	
	472 896	D,K	LIGHT ASSEMBLY - Red navigation and white strobe, wing tip (shielded)	1	
	572 557	D	LIGHT ASSEMBLY - Red navigation and white strobe, wing tip (shielded)	1	28-8116241 and up
	572 593	J	LIGHT ASSEMBLY - Red navigation and white strobe, wing tip (90071-00)	1	2816110 and up
	472 988	D	LIGHT ASSEMBLY - Red navigation and red strobe, wing tip (shielded)	1	28-7916205 thru 28-8116240
	572 558	D	LIGHT ASSEMBLY - Red navigation and red strobe, wing tip (shielded)	1	28-8116241 and up
	761 159		LIGHT ASSEMBLY - Green navigation and white strobe, wing tip (unshielded)	1	
	472 895	D,K	LIGHT ASSEMBLY - Green navigation and white strobe, wing tip (shielded)	1	
	572 561	D	LIGHT ASSEMBLY - Green navigation and white strobe, wing tip (shielded)	1	28-8116241 and up
	572 592	J	LIGHT ASSEMBLY - Green navigation and white strobe, wing tip (90071-01)	1	2816110 and up
	472 987	D	LIGHT ASSEMBLY - Green navigation and red strobe, wing tip (shielded)	1	28-7916205 thru 28-8116240
	572 560	D	LIGHT ASSEMBLY - Green navigation and red strobe, wing tip (shielded)	1	28-8116241 and up
-7	756 037	C,F,K	* RETAINER - Light lens	1	
	762 581	C,G	* RETAINER - Light lens	1	28-7916205 thru 28-8116240
	762 616		* RETAINER - Light lens	1	28-8116241 and up
-8	761 156	F,K	* TUBE ASSEMBLY - Flash tip	1	
	762 003	G	* TUBE ASSEMBLY - Flash tip	1	
-9	761 157	K	* LENS - Wing tip strobe (unshielded)	1	
	761 224		* LENS - Wing tip strobe (unshielded)	1	28-8116241 and up
-10	751 202		* LENS - Navigation, red	1	
	751 201		* LENS - Navigation, green	1	
-11	751 381		* LAMP - (1512) 14 volt	1	
	553 494	J	* LAMP - (W1290-28) 28 volt	1	2816110 and up
-12	761 162	F,K	* LENS AND RETAINER ASSEMBLY - Wing tip strobe (shielded)	1	
	761 253	F	* LENS AND RETAINER ASSEMBLY - Wing tip strobe (shielded)	1	28-8116241 and up
	761 222	G,K	* LENS AND RETAINER ASSEMBLY - Wing tip strobe (shielded)	1	
	761 254	G	* LENS AND RETAINER ASSEMBLY - Wing tip strobe (shielded)	1	28-8116241 and up

When ordering, always specify Part Number, Description, and Serial Number of Aircraft

**PIPER AIRCRAFT
PA-28-151/161 WARRIOR
AIRPLANE PARTS CATALOG**

Figure and Index Number	Part Number	Code	Nomenclature	No. Req.	Serial Numbers Affected
71-13	755 075		* GASKET - Navigation light (W1283)	1	
-14	755 076		* GASKET - Wing strobe (A-427-4)	1	
-15	761 256		* LAMP - Navigation light assembly, 14 volt (A508)	1	28-8116241 thru 2816109
	761 208	J	* LAMP - Navigation light assembly, 28 volt (A508)	1	2816110 and up
-16	762 426		* SOCKET ASSEMBLY - Navigation light (A507)	1	28-8116241 and up
-17	761 255		* LENS - Navigation light (A615)	1	28-8116241 and up
-18	755 096		* GASKET - Navigation light (A616)	1	28-8116241 and up
-19	99377-06	A	SWITCH - Strobe lights, gray	1	
	99377-07	B	SWITCH - Strobe lights, gray	1	
-20	99031-00		BRACKET ASSEMBLY - Power supply mounting	1	
-21	35669-107	E	PLACARD - Strobe light outlet	1	
-22	96602-00	H	PLACARD - Warning	1	
	69669-175		PLACARD - Warning	1	28-7916205 thru 28-7916617

When ordering, always specify Part Number, Description, and Serial Number of Aircraft

Revised: July 30, 1994

**PIPER AIRCRAFT
PA-28-151/161 WARRIOR
AIRPLANE PARTS CATALOG**

THIS PAGE INTENTIONALLY LEFT BLANK

**PIPER AIRCRAFT
PA-28-151/161 WARRIOR
AIRPLANE PARTS CATALOG**

THIS PAGE INTENTIONALLY LEFT BLANK

**PIPER AIRCRAFT
PA-28-151/161 WARRIOR
AIRPLANE PARTS CATALOG**

THIS PAGE INTENTIONALLY LEFT BLANK

**PIPER AIRCRAFT
PA-28-151/161 WARRIOR
AIRPLANE PARTS CATALOG**

CODE EXPLANATIONS FOR FIGURE 72

- A -
- B - Used on PA-28-151 with serial numbers 28-7515213 and up, and PA-28-161 with serial numbers 28-7716001 and up. Also used on PA-28-151 with serial numbers 28-7415001 thru 28-7515212 if Electric Trim Servo Replacement Kit 763 850 has been installed.
- C - Trim Servo Assembly is no longer available. Order Electric Trim Servo Replacement Kit 763 850 and electric trim switch, P/N 761 039.
- D - Used if a push on-off switch is installed.
- E - Used on PA-28-151 with serial numbers 28-7415001 and up, and PA-28-161 with serial numbers 28-7716001 thru 28-8216109.
- F - Used on PA-28-161 with serial numbers 28-8216110 and up. Also used on PA-28-151 with serial numbers 28-7415001 and up and PA-28-161 with serial numbers 28-7716001 thru 28-8216109 if Pitch Trim Switch Replacement Kit 764 401 has been installed.

PIPER AIRCRAFT PA-28-151/161 WARRIOR AIRPLANE PARTS CATALOG

Figure and Index Number	Part Number	Code	Nomenclature	No. Req.	Serial Numbers Affected
72-	67496		DRAWING - Electric Trim Installation		
-1	65821-02	C	SERVO ASSEMBLY - Trim	1	28-7415001 thru 28-7515212
	65821-05	B	SERVO ASSEMBLY - Trim	1	
-2	494 159		* WASHER - Servo friction (24696-00)	1	
-3	581 126		* PLATE - Servo clutch, outer (24695-00)	1	
-4	68676-00		BRACKET - Electric Trim	1	
-5	63900-66		BUSHING - Electric Trim	1	
-6	68674-00		BRACKET ASSEMBLY - Electric Trim	1	
-7	62701-111		CABLE ASSEMBLY - Front stabilator trim	1	
-8	481 640		PULLEY - (MS24566-1B)	2	
-9	764 401	E	PITCH TRIM SWITCH REPLACEMENT KIT	1	
-10	587 923	F	* SWITCH - Electric trim (PS10095-1)	1	
-10a	87369-38	F	* PLACARD - Electric trim	1	
-10b	87369-39	F	* PLACARD - On-off	1	
-11	67490-02	D	PLACARD - Electric trim	1	
-12	63900-67		BUSHING - Electric trim	1	
-13	400 444		BOLT - (AN3-13A)	1	
	407 564		WASHER - (AN960-10)	1	
	404 887		NUT - (MS20365-1032C)	1	
-14	401 266		BOLT - (AN3-5A)	2	
	407 564		WASHER - (AN960-10)	2	
	404 887		NUT - (MS20365-1032C)	2	
-15	23969-02		NIPPLE - Electrical	1	
-16	400 443		BOLT - (AN3-12A)	1	
	407 564		WASHER - (AN960-10)	1	
	404 887		NUT - (MS20365-1032C)	1	
-17	434 126		GROMMET - (AN931-3-5)	1	
-18	65784-00		SPRING - Electric trim	1	

When ordering, always specify Part Number, Description, and Serial Number of Aircraft

Reissued: December 1, 1989

PIPER AIRCRAFT
PA-28-151/161 WARRIOR
AIRPLANE PARTS CATALOG

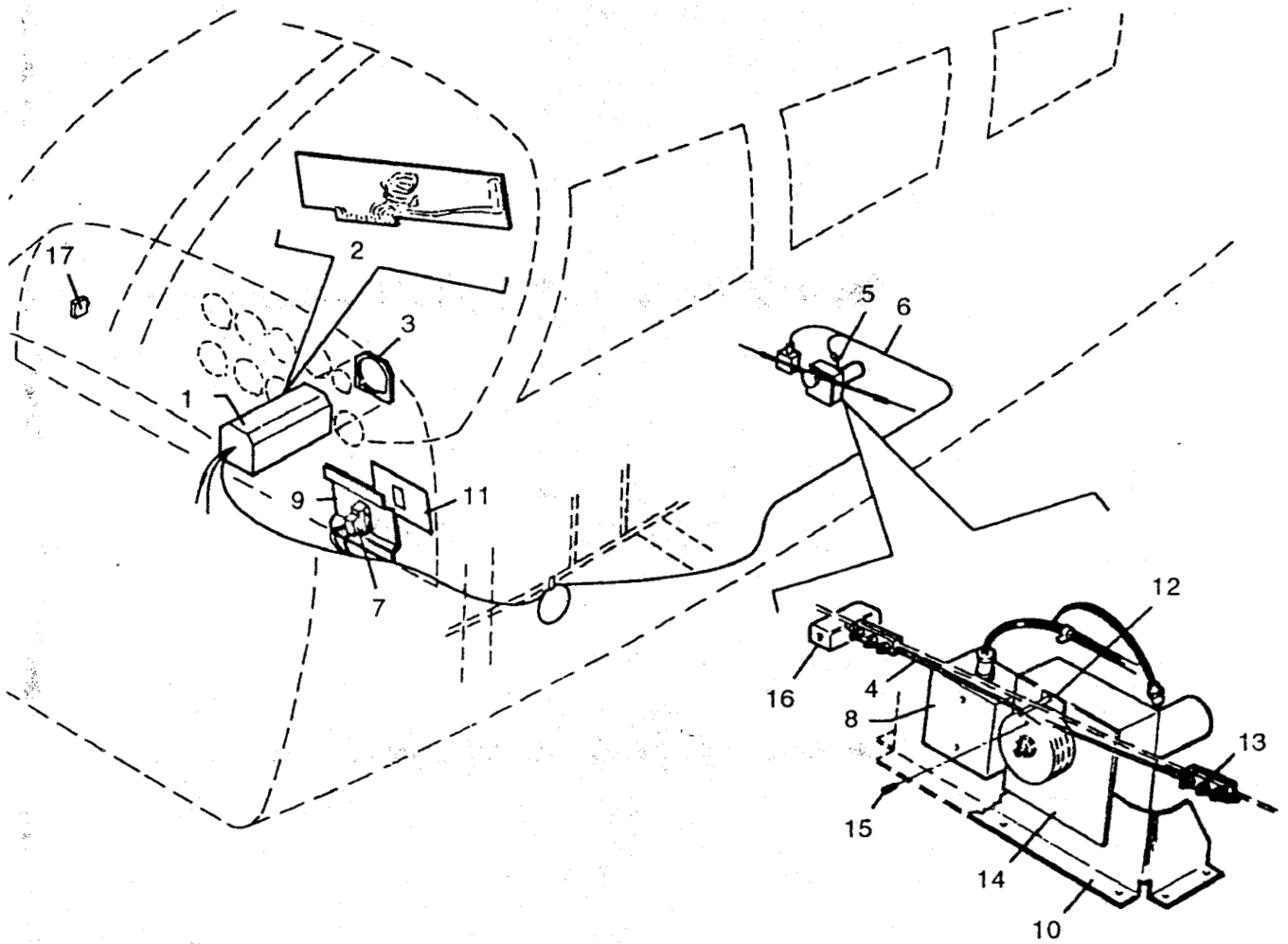


Figure 73. AutoFlite II Installation

**PIPER AIRCRAFT
PA-28-151/161 WARRIOR
AIRPLANE PARTS CATALOG**

CODE EXPLANATIONS FOR FIGURE 73

- A Used if AutoFlite II without tracker is installed.
- B Used if AutoFlite II with tracker is installed.

**PIPER AIRCRAFT
PA-28-151/161 WARRIOR
AIRPLANE PARTS CATALOG**

Figure and Index Number	Part Number	Code	Nomenclature	No. Req.	Serial Numbers Affected
73-	99447		DRAWING - AutoFlite 11 Installation		
-1	52586-02	A	INSTRUMENT - Turn and bank (52D75-3)	1	
	755 432	B	INSTRUMENT - Turn and bank (52D75-4)	1	
-2	758 188	B	* TRACKER BOARD - Printed circuit (1D628)	1	
-3	99209-00		PLATE - Turn and bank mounting	1	
-4	753 980		CABLE - Bridle (30B200)	1	
-5	758 001		CABLE ASSEMBLY - Roll servo (30C211-8R)	1	
-6	757 913		CABLE ASSEMBLY - (30C379-1)	1	
-7	487 901		SWITCH - (8134-K21A1V-50)	1	
-8	758 181		BOX - Relay (1A526)	1	
-9	66798-00		BRACKET - AutoFlite 11	1	
-10	453 425		BRACKET - Servo mounting (7C511-3)	1	
-11	99448-00		PLACARD - AutoFlite 11	1	
-12	751 897		GUARD - Cable (7A508-1)	1	
-13	757 863		CLAMP ASSEMBLY - Bridle cable (42A173-1)	2	
-14	757 768		SERVO - Roll (1C363-1-430R)	1	
-15	757 579		* SET SCREW - Capstan (3S326)	1	
-16	758 296		BLOCK - Rub (7A1373)	1	
-17	454 656		CIRCUIT PROTECTOR - (PS50120-3-7),5 amp	1	

When ordering, always specify Part Number, Description, and Serial Number of Aircraft

PIPER AIRCRAFT
PA-28-151/161 WARRIOR
AIRPLANE PARTS CATALOG

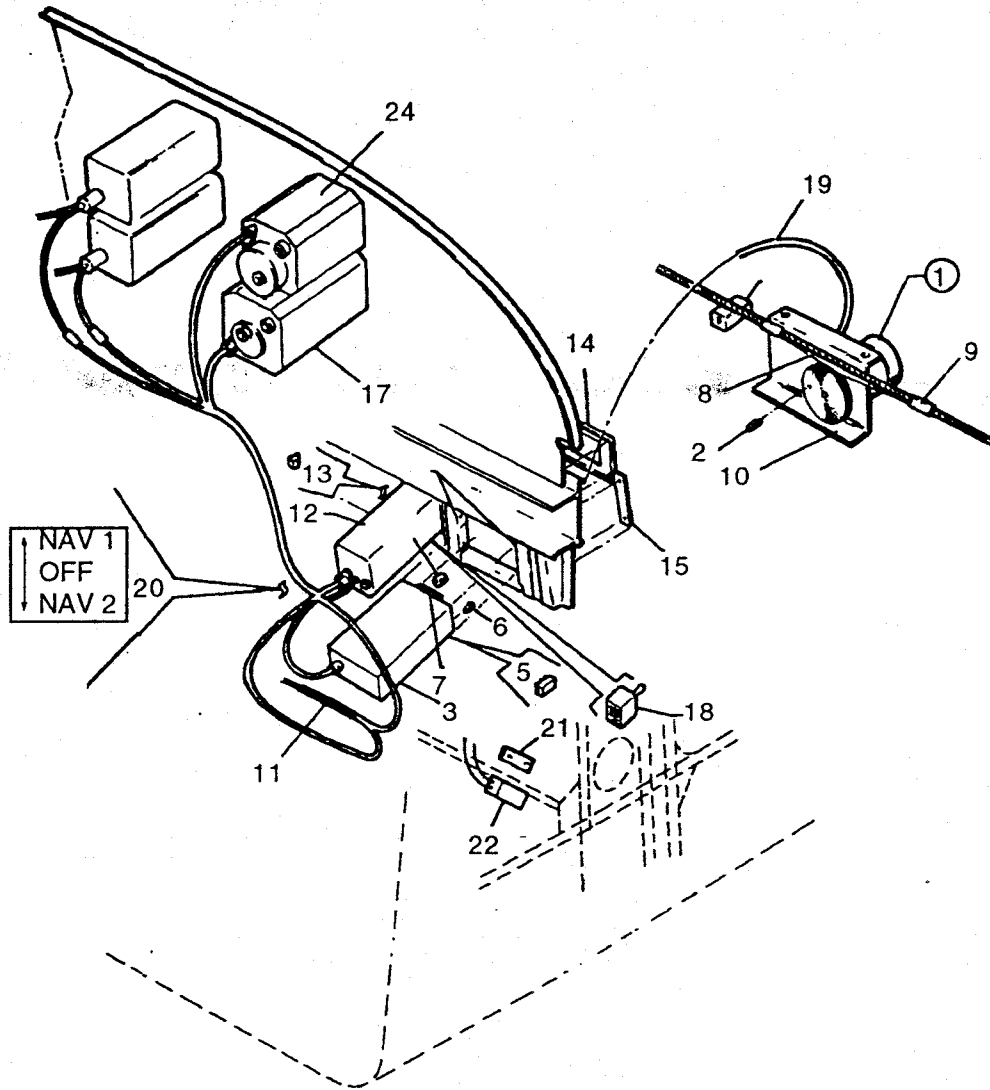


Figure 74. AutoControl III and IIIB Installation
(28-7415001 and up and 28-7716001 thru 28-8216236)

Reissued: December 1, 1989

**PIPER AIRCRAFT
PA-28-151/161 WARRIOR
AIRPLANE PARTS CATALOG**

CODE EXPLANATIONS FOR FIGURE 74

- A - Used on PA-28-151 with serial numbers 28-7415001 and up, and PA-28-161 with serial numbers 28-7716001 thru 28-8216236.
- B - Used on PA-28-151 with serial numbers 28-7515001 and up, and PA-28-161 with serial numbers 28-7716001 thru 28-8116018, 28-8116276, 28-8116252, 28-8116285 and 28-8116293.
- C - When ordering, specify color "bark II" or black.
- D - Used on PA-28-151 with serial numbers 28-7415001 and up, and PA-28-161 with serial numbers 28-7716001 thru 28-7916271.

PIPER AIRCRAFT PA-28-151/161 WARRIOR AIRPLANE PARTS CATALOG

Figure and Index Number	Part Number	Code	Nomenclature	No. Req.	Serial Numbers Affected
74	79221		DRAWING - AutoControl III and III B Installation		
-1	757 768		SERVO ASSEMBLY - Roll (IC363-1-430R)	1	
-2	757 579		* SET SCREW - Capstan (3S326)	1	
-3	751 283	F	CONSOLE AMPLIFIER ASSEMBLY - AutoControl III (1C338 S/N 1 thru 10000)	1	28-7415001 thru 28-7415713
	758 023	B	CONSOLE AMPLIFIER ASSEMBLY - AutoControl III B (1C338 S/N 10001 and up)	1	
-4	757 052		* KNOB - (36A98)	1	
-5	757 581	F	* SWITCH - Engage (40A22-4)	2	28-7415001 thru 28-7415713
-6	753 496	F	* BULB - Console (65S28)	2	28-7415001 thru 28-7415713
-7	758 024	B	* CIRCUIT BOARD - Face plate light (includes 4 bulbs) (1B686)	1	
-8	753 980		CABLE ASSEMBLY - Bridle (30B200)	1	
-9	757 863		CLAMP ASSEMBLY - Bridle cable (42A173-1)	2	
-10	453 425		BRACKET - Servo mounting (7C511-3)	1	
-11	751 987		HARNESS ASSEMBLY - Amplifier (30C198)	1	
-12	551 114		COUPLER ASSEMBLY - Omni (25690-00)	1	
-13	757 052		* KNOB - (36A98)	1	
-14	79560-00	C	COVER - Console amplifier	1	
-15	67493-00		SPACER - AutoControl console	2	
-16	67494-00		ANGLE - AutoControl console support, left	1	
	67494-01		ANGLE - AutoControl console support, right	1	
-17	550 778		INSTRUMENT - Directional gyro (32168-00) (3 inch)	1	
-18	688 164		SWITCH - Omni coupler (MTG-206P)	1	
-19	758 002		CABLE ASSEMBLY - Roll servo extension (30C211 -156R)	1	
-20	69509-00	D	PLACARD - Omni coupler switch	1	
	35669-126		PLACARD - Omni coupler switch	1	28-7916272 and up
-21	35553-00		BRACKET - A/P filter mounting	1	
-22	754 806		FILTER - Roll signal (1B440)	1	28-7415001 thru 28-7415713
	754 836	B	FILTER - Roll signal (1B440-2)	1	
-23	758 296		BLOCK - Rub (7A1373)	1	
-24	550 780		INSTRUMENT - Gyro horizon (32172-00) (3 inch)	1	

When ordering, always specify Part Number, Description, and Serial Number of Aircraft

Reissued: December 1, 1989

PIPER AIRCRAFT
PA-28-151/161 WARRIOR
AIRPLANE PARTS CATALOG

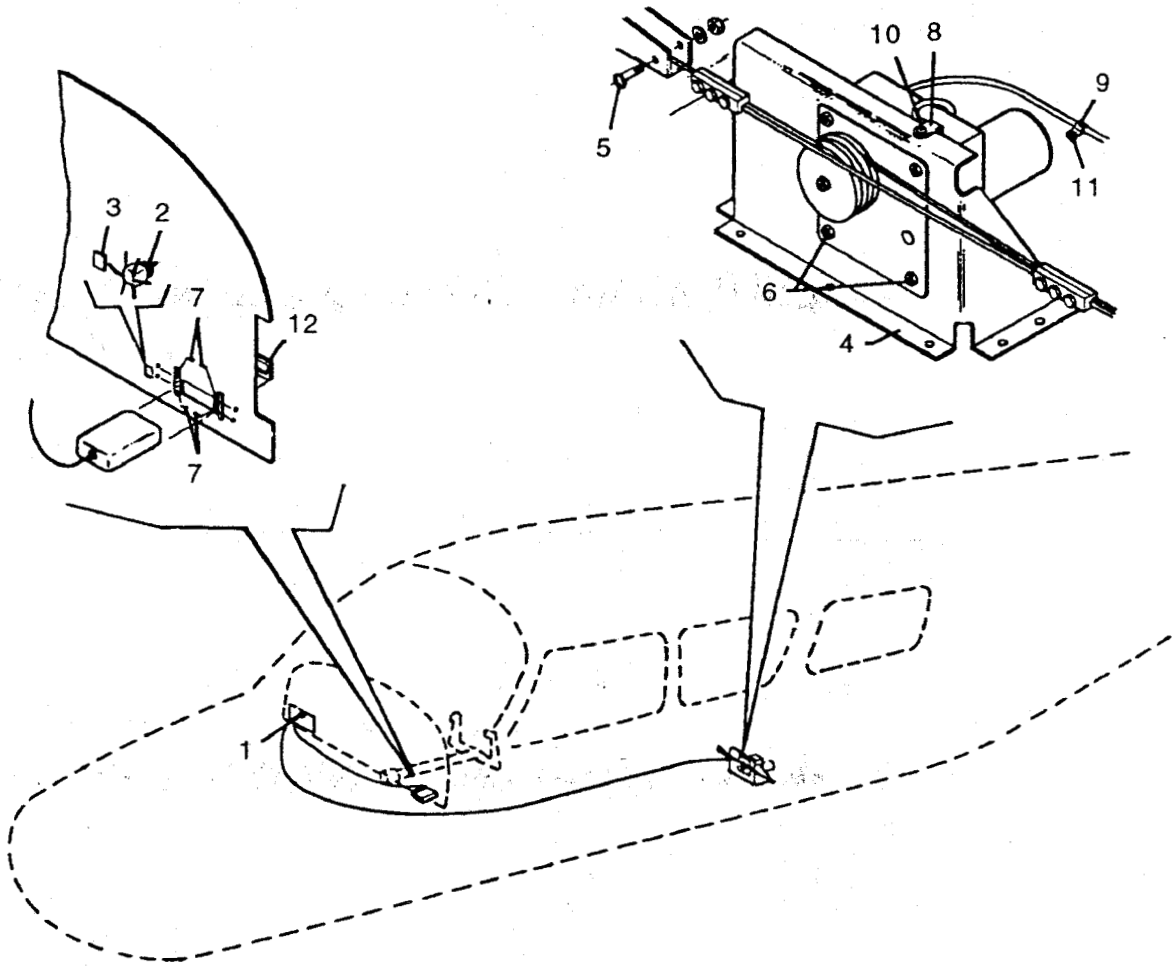


Figure 75. Century 21 AutoPilot Installation
(28-8116019 and up)

**PIPER AIRCRAFT
PA-28-151/161 WARRIOR
AIRPLANE PARTS CATALOG**

CODE EXPLANATIONS FOR FIGURE 75

- A - This installation is relative only to associated Piper Aircraft Corporation parts that are used when installing Mitchell Century 21 AutoPilot. All Mitchell equipment and components must be procured from an authorized Mitchell Service Center or from Edo-Aire Mitchell, Post Office Box 610, Municipal Airport, Mineral Wells, Texas 76067.

**PIPER AIRCRAFT
PA-28-151/161 WARRIOR
AIRPLANE PARTS CATALOG**

Figure and Index Number	Part Number	Code	Nomenclature	No. Req.	Serial Numbers Affected
75-9	39726		DRAWING - Century 21 AutoPilot Installation		
-1	454 706		CIRCUIT BREAKER - (PS50120-1-2) Mechanical Products Inc, 5 amp	1	
	454 668		CIRCUIT BREAKER - (PS50120-3-8) Wood Electric Co., 5 amp	1	
-2	688 153		SWITCH - (SF3GBX191)	1	
-3	87369-05		PLACARD - Nav 1 off Nav 2	1	
-4	453 425		BRACKET - Mounting (7C511-3)	1	
-5	415 540		SCREW - (MS35206-250)	1	
	407 563		WASHER - (AN960-8)	1	
	404 910		NUT - (MS20365-832C)	1	
-6	400 438		BOLT - (AN3-4A)	4	
	407 674		WASHER - (AN960-C10)	4	
	404 887		NUT - (MS20365-1032C)	4	
-7	414 695		SCREW - (MS24693-S4)	6	
-8	554 954		CLAMP - (PS10017-8-4)	1	
-9	487 722		CLAMP - (PS10017-3-3-6F)	1	
-10	415 533		SCREW - (MS35206-243)	1	
	404 910		NUT - (MS20365-832C)	1	
-11	415 544		SCREW - (MS35206-244)	1	
	407 120		NUT - (AN936-B8)	1	
-12	39800-02		INSERT - AutoPilot	1	

When ordering, always specify Part Number, Description, and Serial Number of Aircraft

**PIPER AIRCRAFT
PA-28-151/161 WARRIOR
AIRPLANE PARTS CATALOG**

CODE EXPLANATIONS FOR FIGURE 75A

- A - This installation is relative only to associated Piper Aircraft Corporation parts that are used when installing King KAP100/150 AutoPilot. All King equipment and components must be procured from King Radio Corporation, 400 N. Rogers Road, Olathe, Kansas 66061.

**PIPER AIRCRAFT
PA-28-151/161 WARRIOR
AIRPLANE PARTS CATALOG**

Figure and Index Number	Part Number	Code	Nomenclature	No. Req.	Serial Numbers Affected
75A	39874		DRAWING - King KAP 100/150 AutoPilot Installation		
-1	454 657		CIRCUIT BREAKER - AutoPilot, 10 amp (PS50120-3-12)	1	
-2	454 681		CIRCUIT BREAKER - Pitch trim, 5 amp (PS50120-3-6)	1	
-3	454 706		CIRCUIT BREAKER - Compass system, 5 amp (PS50120-1-2)	1	
-4	35208-04		STRIP - Circuit breaker	1	
-5	35208-09		STRIP - Circuit breaker	1	
-6	35208-10		STRIP - Circuit breaker	1	
-7	35669-110		PLACARD - Compass system	1	
-8	87369-40		PLACARD - Nav 1/Nav 2	1	
-9	96268-00		PLUG ASSEMBLY	1	
-10	451 939		ADAPTER - (1K10-4-6)	2	
-11	451 881		ADAPTER - (1K10-2-4)	1	
-12	560 835		ELBOW - (1K31-4-6-4)	1	
-13	558 913		ELBOW - (1K9-4-6)	1	
-14	491 049		UNION - (AN815-3D)	1	
-15	455 417		CROSS - (AN827-3D)	1	
-16	454 806		CLAMP - (SAE TY E-7)	4	
-17	554 888		CLAMP - (SAE TY F-6)	4	
-18	554 861		CLAMP - (SAE TY F-4)	4	
-19	554 575		CLAMP - (PS10017-23-4)	1	
-20	554 598		CLAMP - (NAS397-12)	2	

When ordering, always specify Part Number, Description, and Serial Number of Aircraft

Reissued: December 1, 1989

PIPER AIRCRAFT
PA-28-151/161 WARRIOR
AIRPLANE PARTS CATALOG

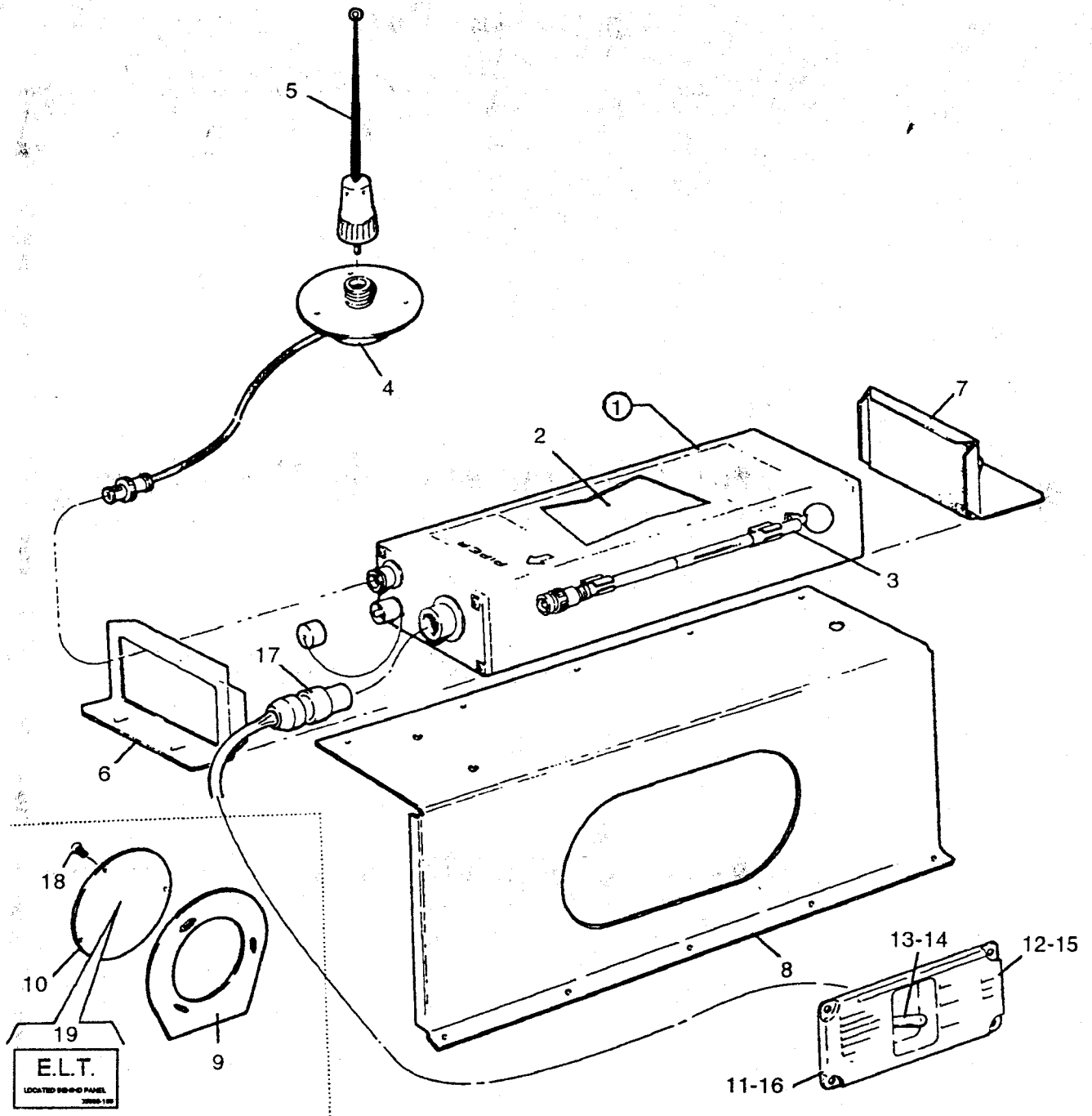


Figure 76. Piper Automatic Locator (ELT) Installation (Garret Mfg. Ltd.)

**PIPER AIRCRAFT
PA-28-151/161 WARRIOR
AIRPLANE PARTS CATALOG**

CODE EXPLANATIONS FOR FIGURE 76

- A - When ordering specify color red, blue/green, tan, black or avocado.
- B - Used with Transmitter Assembly - part number 761 939 (Model 627674-1).
- C - Used with Transmitter Assembly - part number 761 967 (Model 627810-1).
- D - No longer available Order ELT Replacement Kit 763 842v (Garrett ELT to Narco ELT 10) as a replacement. Refer to Service Letter 820.

**PIPER AIRCRAFT
PA-28-151/161 WARRIOR
AIRPLANE PARTS CATALOG**

Figure and Index Number	Part Number	Code	Nomenclature	No. Req.	Serial Numbers Affected
76-	99890		DRAWING - Piper Automatic Locator (ELT) Installation		
-1	761 939	D	TRANSMITTER ASSEMBLY - Automatic locator (627674-1) (includes magnesium battery pack)	1	
	761 967	D	TRANSMITTER ASSEMBLY - Automatic locator (627810-1) (includes lithium battery pack)	1	
-2	758 281	B	* BATTERY PACK - Transmitter assembly (magnesium)	1	
	758 364	C,D	* BATTERY PACK - Transmitter assembly (lithium)	1	
-3	751 316		* ANTENNA ASSEMBLY - Telescopic	1	
-4	751 318		* CABLE AND BASE ASSEMBLY - Whip, antenna	1	
-5	751 319		* ANTENNA ASSEMBLY - Whip (less cable and base)	1	
-6	758 266		BRACKET - Forward transmitter mounting	1	
-7	758 267		BRACKET ASSEMBLY - Aft transmitter mounting (includes lock knob)	1	
-8	99887-02		BRACKET ASSEMBLY - Emergency locator transmitter	1	
-9	99888-00		RING ASSEMBLY - Emergency locator transmitter	1	
-10	39889-00		COVER ASSEMBLY - Emergency locator transmitter	1	
-11	79033-00	A,B	SWITCH AND COVER ASSEMBLY (ELT)	1	
-12	69669-15	B	* PLACARD - Warning (exposed switch)	1	
	69669-66	B	* PLACARD - Warning (recessed switch)	1	
-13	587 952	B	* SWITCH - (SFILBX183-7)	1	
-14	588 011	C	SWITCH - (8E1011)	1	
-15	69669-107	C	PLACARD - Warning	1	
-16	79463-00	A,C	COVER - ELT switch	1	
-17	555 731		CONNECTOR - (612129-3)	1	
-18	486 281		SCREW - (PS10015-B8-12NA)	3	
-19	35669 105		PLACARD - ELT location	1	

When ordering, always specify Part Number, Description, and Serial Number of Aircraft

PIPER AIRCRAFT
PA-28-151/161 WARRIOR
AIRPLANE PARTS CATALOG

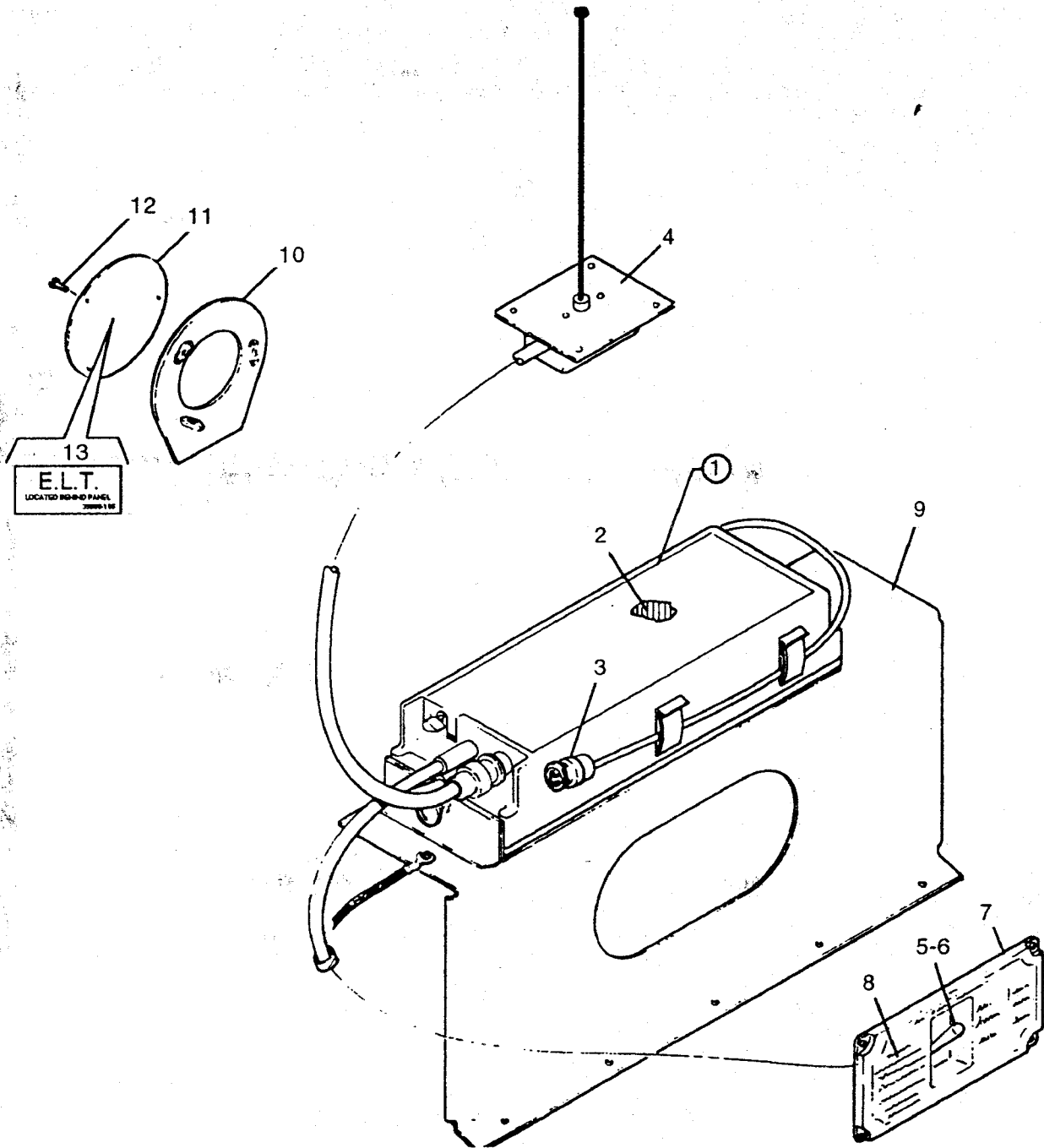


Figure 77. Piper Automatic Locator(ELT) Installation
(Communications Components Corp.)

Reissued: December 1, 1989

**PIPER AIRCRAFT
PA-28-151/161 WARRIOR
AIRPLANE PARTS CATALOG**

CODE EXPLANATIONS FOR FIGURE 77

- A - When ordering, specify color red, blue/green, gold, green or bark. Specify color "Bark I" when ordering for PA-28-151 with serial numbers 28-7715001 and up, and PA-28-161 with serial numbers 28-7716001 thru 28-7716075. Specify color "Bark II" or black for PA-28-161 with serial numbers 28-7716076 and up.

**PIPER AIRCRAFT
PA-28-151/161 WARRIOR
AIRPLANE PARTS CATALOG**

Figure and Index Number	Part Number	Code	Nomenclature	No. Req.	Serial Numbers Affected
77-30	79761		DRAWING - Piper Automatic Locator (ELT) Installation		
	762 030		TRANSMITTER ASSEMBLY - Automatic locator (CIR-11-2) (includes alkaline battery pack)	1 1	
-2	758 528		* BATTERY PACK - Transmitter assembly (alkaline)	1	
-3	758 092		* ANTENNA ASSEMBLY - Portable (10-249)	1	
-4	763 004		ANTENNA ASSEMBLY - Whip (10-234)	1	
-5	79762-02		SWITCH AND HARNESS ASSEMBLY ELT	1	
-6	588 030		* SWITCH - (8A2051)	1	
-7	79463-02	A	COVER - ELT switch	1	
-8	69669-66		PLACARD - Warning	1	
-9	99887-04		BRACKET ASSEMBLY - Emergency locator transmitter	1	
-10	99888-00		RING ASSEMBLY - Emergency locator transmitter	1	
-11	99889-00		COVER ASSEMBLY - Emergency locator transmitter	1	
-12	486 281		SCREW - (P510015-B8-12NA)	3	
-13	35669-105		PLACARD - ELT location	1	

When ordering, always specify Part Number, Description, and Serial Number of Aircraft

PIPER AIRCRAFT
PA-28-151/161 WARRIOR
AIRPLANE PARTS CATALOG

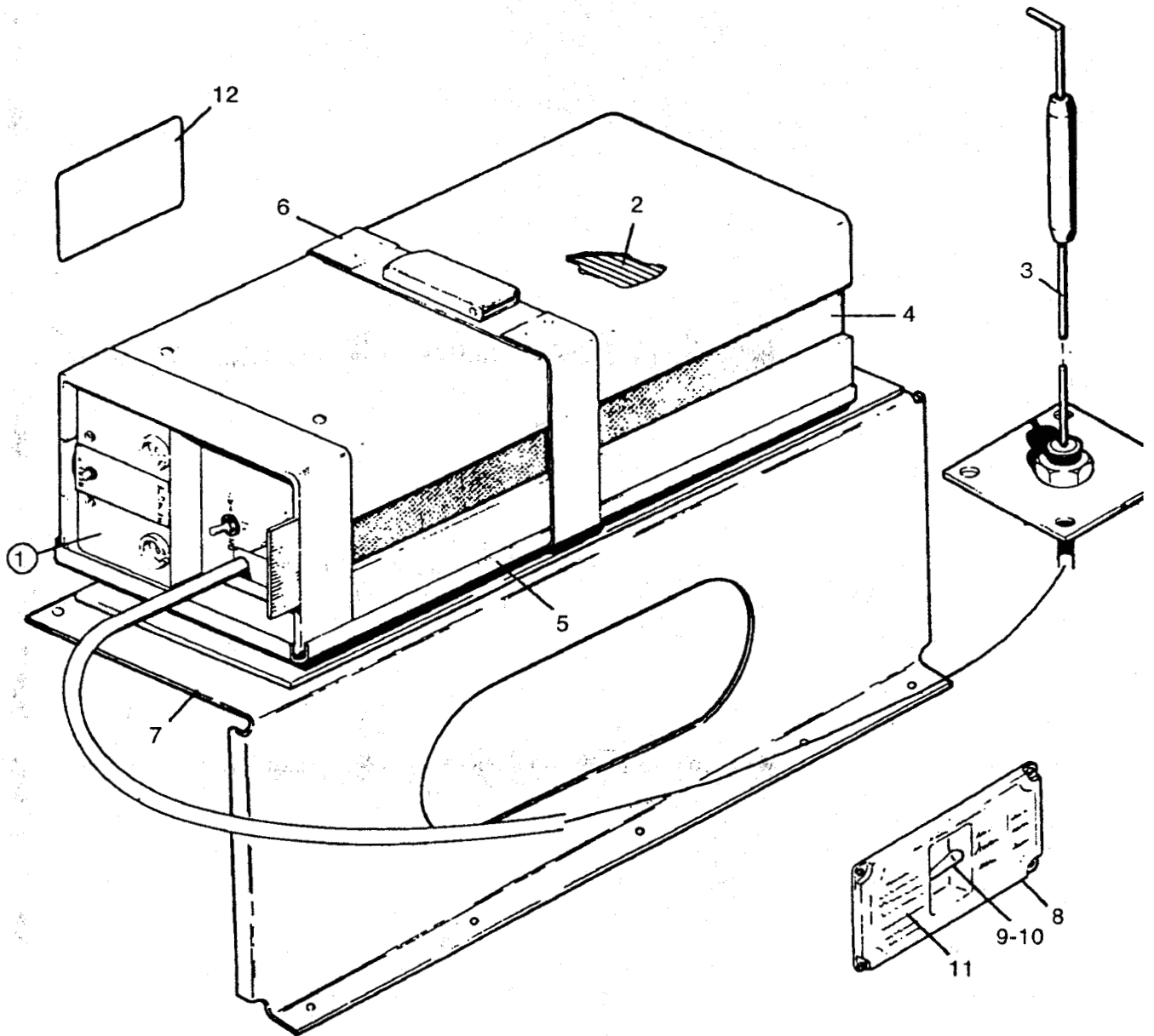


Figure 78. Piper Automatic Locator (ELT 10) Installation (Narco Avionics)

**PIPER AIRCRAFT
PA-28-151/161 WARRIOR
AIRPLANE PARTS CATALOG**

CODE EXPLANATIONS FOR FIGURE 78

- A - When ordering specify color "Bark II" or black.
- B - Used on PA-28-161 with serial numbers 28-7716001 thru 28-8616057 and PA-28-161 with serial numbers 2816001 thru 2816093.

**PIPER AIRCRAFT
PA-28-151/161 WARRIOR
AIRPLANE PARTS CATALOG**

Figure and Index Number	Part Number	Code	Nomenclature	No. Req.	Serial Numbers Affected
78	36632		DRAWING - Piper Automatic Locator (ELT 10) Installation		
-1	597 461		TRANSMITTER ASSEMBLY - Automatic locator (ELT 10) (includes alkaline battery pack)	1	
-2	758 452		* BATTERY PACK - Transmitter assembly (57674-0001)	1	
-3	597 257		* ANTENNA ASSEMBLY - ELT (01652-0101)	1	
-4	763 019		* ANTENNA - Blade, portable (57667-0001)	1	
-5	758 453		* BASE - Transmitter assembly (57666-0001)	1	
-6	762 357		* STRAP - Transmitter assembly (57682-0101)	1	
-7	99887-06	B	BRACKET ASSEMBLY - Emergency locator transmitter	1	
	99887-07		BRACKET ASSEMBLY - Emergency locator transmitter	1	
-8	79463-00	A	COVER - ELT switch	1	
-9	79599-00		SWITCH AND HARNESS ASSEMBLY - ELT	1	
-10	588 011		* SWITCH - (8E1011)	1	
-11	35669-132		PLACARD - Warning	1	
-12	35669-105		PLACARD - ELT location	1	

When ordering, always specify Part Number, Description, and Serial Number of Aircraft

PIPER AIRCRAFT
PA-28-151/161 WARRIOR
AIRPLANE PARTS CATALOG

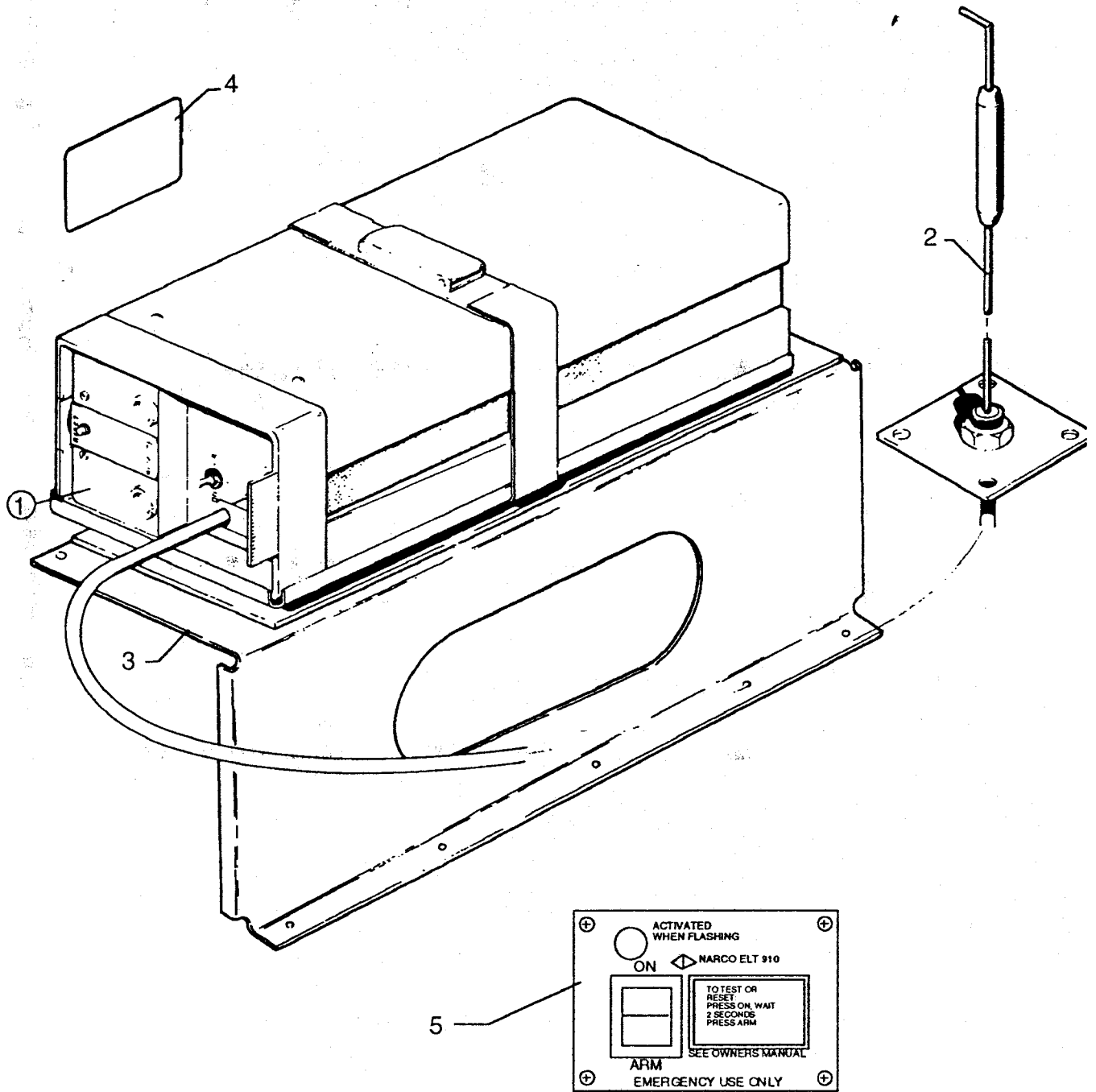


Figure 78A. Piper Automatic Locator (ELT 910) Installation
(Narco Avionics)

Added: July 30, 1994

**PIPER AIRCRAFT
PA-28-151/161 WARRIOR
AIRPLANE PARTS CATALOG**

CODE EXPLANATIONS FOR FIGURE 78A

When ordering, always specify Part Number, Description, and Serial Number of Aircraft

Added: July 30, 1994

2D12

**PIPER AIRCRAFT
PA-28-151/161 WARRIOR
AIRPLANE PARTS CATALOG**

Figure and Index Number	Part Number	Code	Nomenclature	No. Req.	Serial Numbers Affected
78A	06292		DRAWING - Emergency Locator Transmitter Installation (Narco ELT 910)		
-1	689 970		TRANSMITTER ASSEMBLY - Emergency locator (ELT 910) with battery pack and mounting tray (01475-0101)	1	
-2	597 257		ANTENNA - (01652-0101)	1	
-3	99887-07		BRACKET ASSEMBLY - Emergency locator transmitter	1	
-4	35669-105		PLACARD - ELT location	1	
-5	688 404		SWITCH ASSEMBLY - Remote (56988-0101)	1	

When ordering, always specify Part Number, Description, and Serial Number of Aircraft

Added: July 30, 1994

PIPER AIRCRAFT
PA-28-151/161 WARRIOR
AIRPLANE PARTS CATALOG

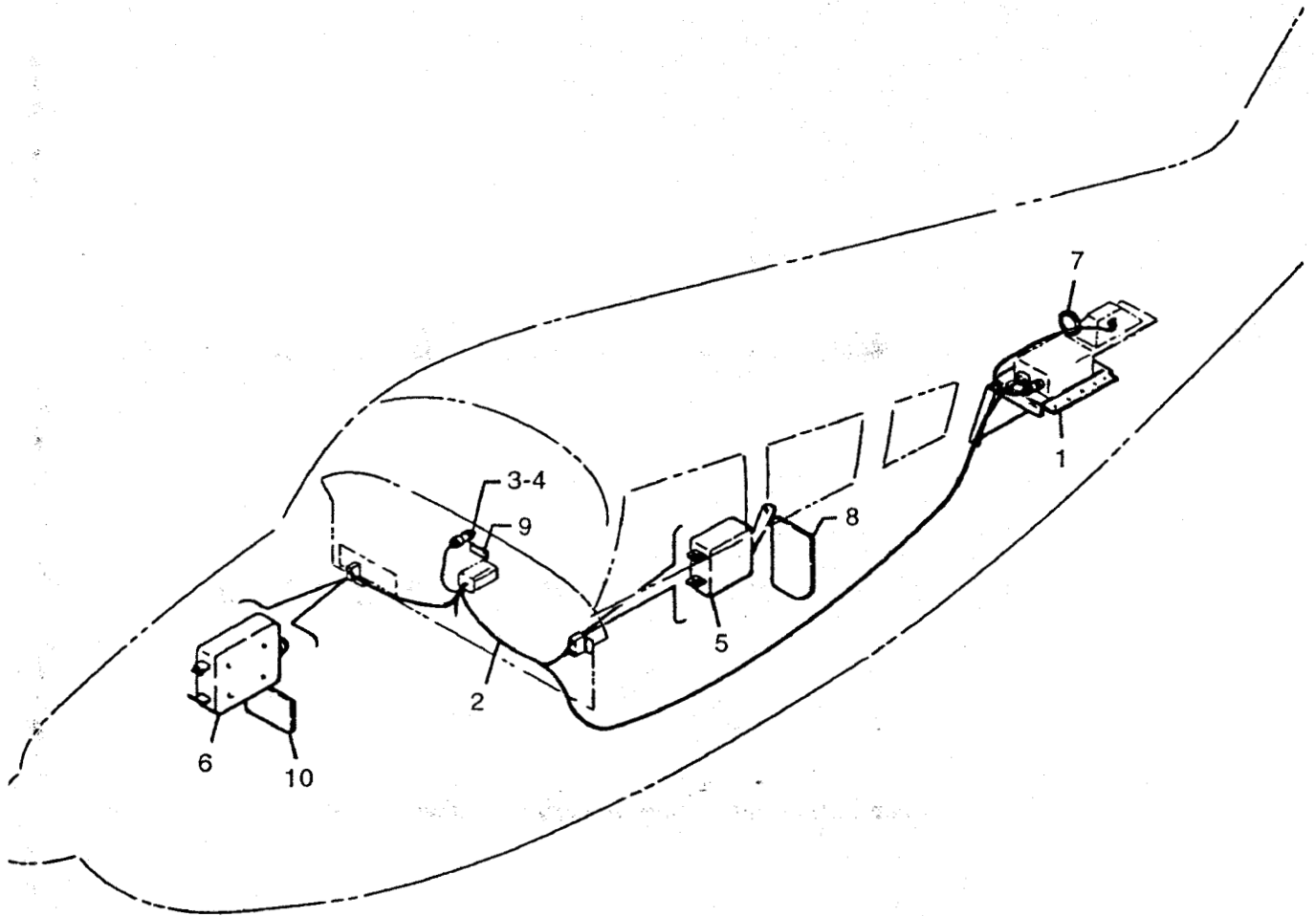


Figure 79. Radar Altimeter Installation

**PIPER AIRCRAFT
PA-28-151/161 WARRIOR
AIRPLANE PARTS CATALOG**

CODE EXPLANATIONS FOR FIGURE 79

Reissued: December 1, 1989

PIPER AIRCRAFT PA-28-151/161 WARRIOR AIRPLANE PARTS CATALOG

Figure and Index Number	Part Number	Code	Nomenclature	No. Req.	Serial Numbers Affected
79-	37693		DRAWING - Radar Altimeter Installation		
-1	37693-04		SUPPORT - Radar altimeter transmitter	1	
-2	37694-02		HARNES ASSEMBLY - Radar altimeter	1	
-3	761 198		LAMP ASSEMBLY - (136-0020-00)	1	
-4	472 054		LAMP - (PS10008-330)	1	
-5	587 923		SWITCH - (PS10095-1)	1	
-6	454 706		CIRCUIT BREAKER - (PS50120-1-2)	1	
-7	63186-12		MOULDING	1	
-8	69669-97		PLACARD - Radar altimeter on-off	1	
-9	69669-95		PLACARD - Radar altimeter off for take-off	1	
-10	69669-96		PLACARD - Radar altimeter	1	

When ordering, always specify Part Number, Description, and Serial Number of Aircraft

PIPER AIRCRAFT
PA-28-151/161 WARRIOR
AIRPLANE PARTS CATALOG

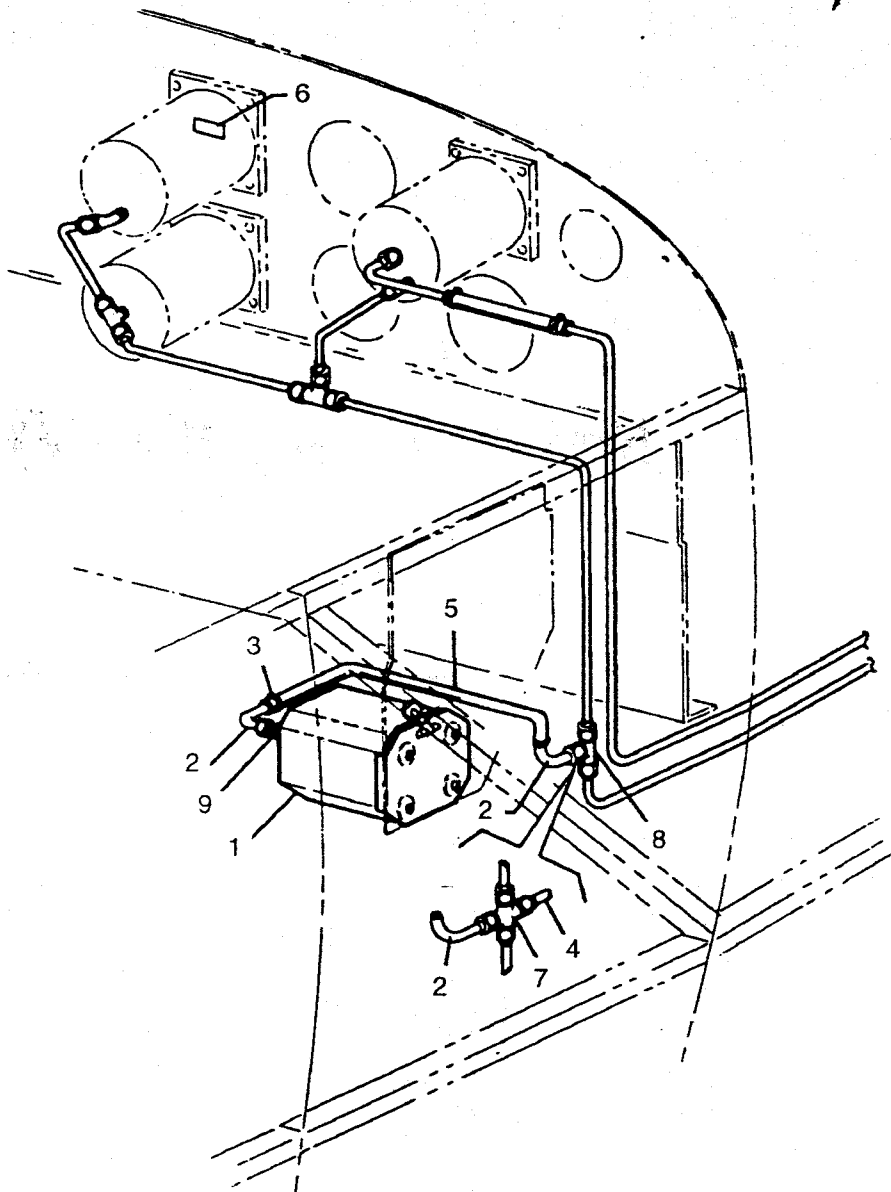


Figure 80. Encoder Installation (Narco-AR 500 and United-5125-P3)

Reissued: December 1, 1989

**PIPER AIRCRAFT
PA-28-151/161 WARRIOR
AIRPLANE PARTS CATALOG**

CODE EXPLANATIONS FOR FIGURE 80

- A - Used on PA-28-151 with serial numbers 28-7715001 and up, and PA-28-161 with serial numbers 28-7716001 and up.
- B - Used if Alternate Static System is installed.
- C - Used if Alternate Static System is not installed.

**PIPER AIRCRAFT
PA-28-151/161 WARRIOR
AIRPLANE PARTS CATALOG**

Figure and Index Number	Part Number	Code	Nomenclature	No. Req.	Serial Numbers Affected
80-	79658		DRAWING - Encoder Installation (Narco - AR 500 and United - 5125-P3)		
-1	596 605		ALTITUDE REPORTER - Narco (PS50040-30-2)	1	
	597 426		ALTITUDE REPORTER -United (PS50040-30-4)	1	28-7916397 and up
-2	63211-00		TUBE ASSEMBLY - Encoder	2	
-3	554 861		CLAMP - (SAE TY F-4)	2	
-4	67700-150	B	HOSE - Alternate static	1	
-5	63913-37		HOSE - Static	1	
-6	35669-154		PLACARD - Altitude reporter installed	1	
-7	455 417	B	CROSS - (AN827-3D)	1	
-8	488 315	C	TEE - (AN824-3D)	1	
-9	476 647		UNION - (AN816-3D)	1	

When ordering, always specify Part Number, Description, and Serial Number of Aircraft

Reissued: December 1, 1989

PIPER AIRCRAFT
PA-28-151/161 WARRIOR
AIRPLANE PARTS CATALOG

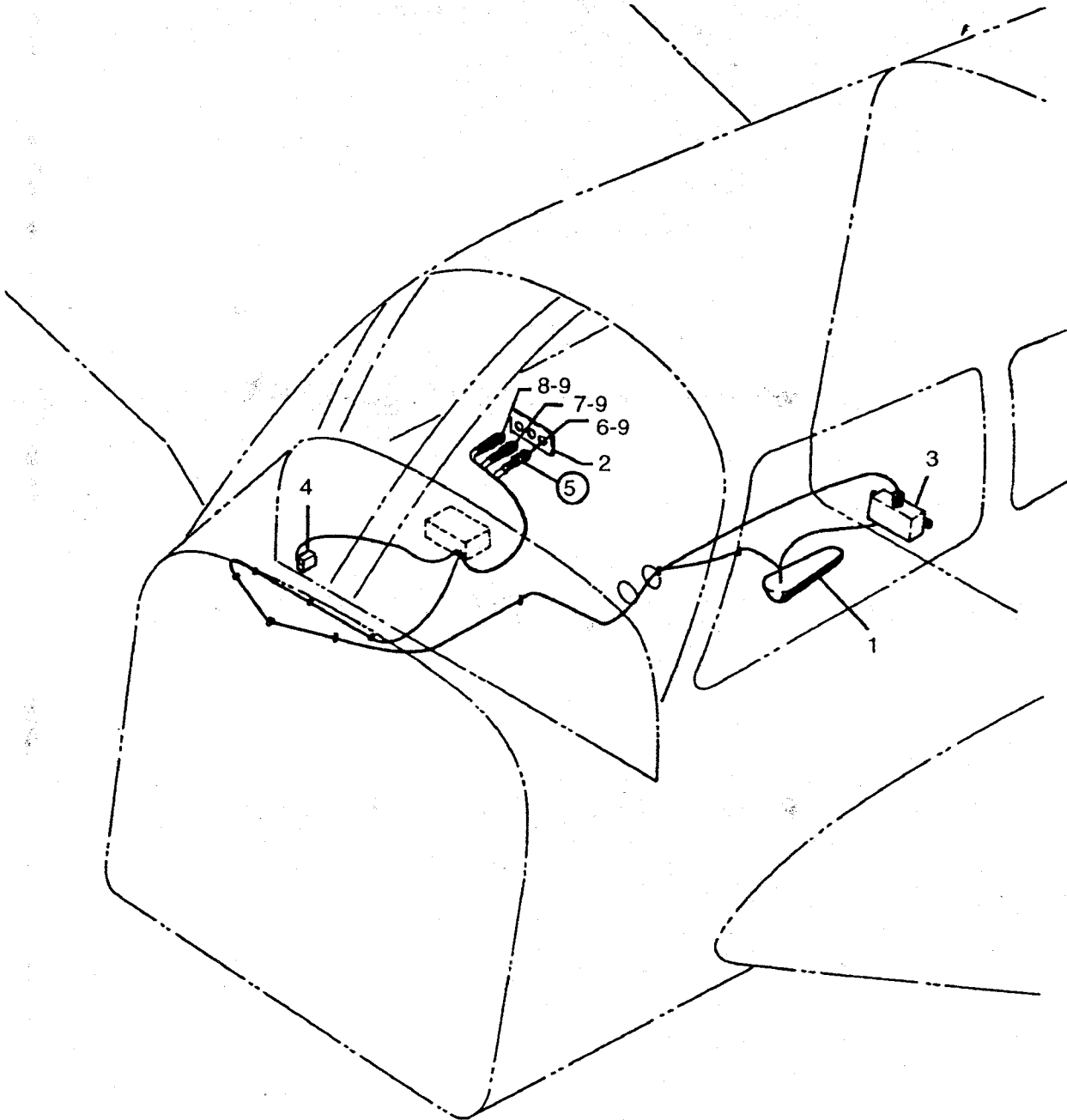


Figure 81. Piper PM-1 Marker Beacon Installation
(28-7415001 thru 28-7415713)

**PIPER AIRCRAFT
PA-28-151/161 WARRIOR
AIRPLANE PARTS CATALOG**

CODE EXPLANATIONS FOR FIGURE 81

**PIPER AIRCRAFT
PA-28-151/161 WARRIOR
AIRPLANE PARTS CATALOG**

Figure and Index Number	Part Number	Code	Nomenclature	No. Req.	Serial Numbers Affected
81-	67454		DRAWING - Piper PM-1 Marker Beacon Installation	1	
-1	551 216		RECEIVER - Marker beacon (1-950005)	1	
-2	99401-00		PANEL ASSEMBLY - Marker beacon lights	1	
-3	596 181		CONTROL PANEL - Marker beacon (1-950019)	1	
-4	454 706		CIRCUIT BREAKER - White button (PS50120-1-2) 5 AMP	1	
-5	99398-00		LIGHT ASSEMBLY - Marker beacon (complete)	1	
-6	472 823		LIGHT ASSEMBLY - Blue (134-3830-0334-201)	1	
-7	472 822		LIGHT ASSEMBLY - Amber (134-3830-0333-201)	1	
-8	472 824		LIGHT ASSEMBLY - Clear (134-3830-0337-201)	1	
-9	453 695		BULB - (PS10008-328)	3	

When ordering, always specify Part Number, Description, and Serial Number of Aircraft

PIPER AIRCRAFT
PA-28-151/161 WARRIOR
AIRPLANE PARTS CATALOG

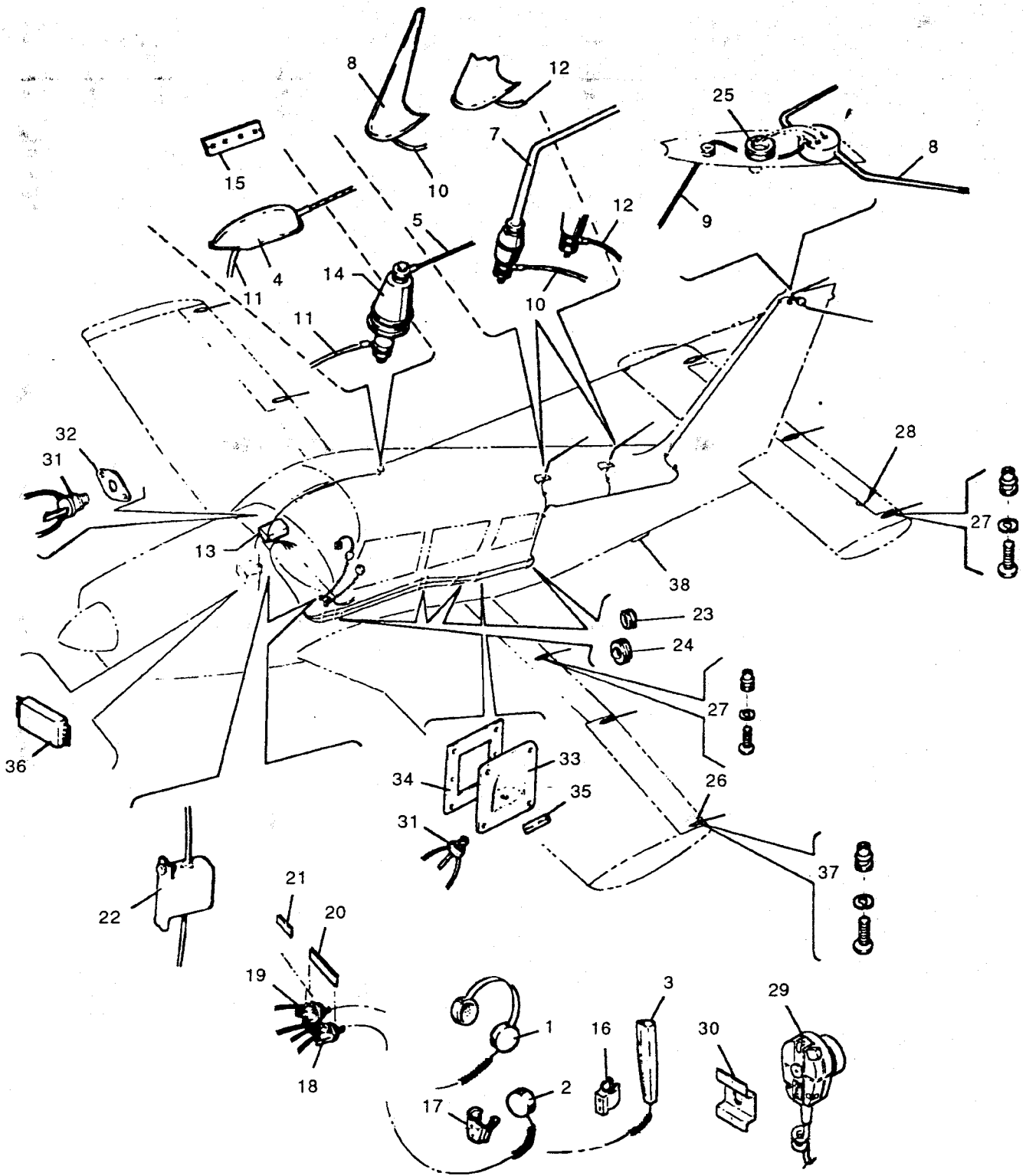


Figure 82. Radio, Antenna System and Static Wicks Installation

**PIPER AIRCRAFT
PA-28-151/161 WARRIOR
AIRPLANE PARTS CATALOG**

CODE EXPLANATIONS FOR FIGURE 82

- A - See Figure 83 for component parts.
- B - With single VHF switch, ADF switch and marker beacon switches.
- C - With microphone switch, dual VHF switches and ADF switch.
- D - With microphone switch, dual VHF switches, ADF switch and marker beacon switches.
- E - Used if Bendix ADF-T-12C or ADF-T-12D receiver is installed.
- F -
- G - When ordering, specify color "Bark II" or black.
- H - Used on PA-28-151 with serial numbers 28-7415001 and up, and PA-28-161 with serial numbers 28-7716001 thru 28-7716323.

PIPER AIRCRAFT PA-28-151/161 WARRIOR AIRPLANE PARTS CATALOG

Figure and Index Number	Part Number	Code	Nomenclature	No. Req.	Serial Numbers Affected
82-	67440		DRAWING - Radio Systems Installation		
	79153		DRAWING - All Weather Antenna Installation		
	99461		DRAWING - Radio Antenna Systems Installation		
	69667		DRAWING - Static Wick Installation		
	37869		DRAWING - Optional Phone Jack Installation		
	39737		DRAWING - Marker Beacon Antenna Installation		28-8116001 and up
-1	464 362		HEADPHONE	1	
	464 448		HEADPHONE - (With boom mike)	1	28-7816001 and up
-2	474 652		MICROPHONE - (Telex 60837-17)	1	
-3	474 642		MICROPHONE - (Telex 62800-001)	1	
-4	79160-00		ANTENNA ASSEMBLY - Receiving	1	
-5	99841-04		ANTENNA ASSEMBLY - Receiving	1	
-6	451 273		ANTENNA ASSEMBLY - Omni-receiver (VRP-37)	1	
-7	451 272		ANTENNA ASSEMBLY - Transmitting (VTP-17)	2	
-8	596 332		ANTENNA - Broadband, VHF Comm (PS50040-18-1)		
			(Communications Components)	2	
	596 664		ANTENNA - Broadband, VHF Comm (PS50040-18-2)		
			(Dome & Margolin)	2	
-9	65192-09		CABLE ASSEMBLY - Receiving	1	
-10	96610-00		CABLE ASSEMBLY - Transmitting	1	
-11	596 118		CABLE ASSEMBLY - Receiving (90677-67)	1	
-12	99610-02		CABLE ASSEMBLY - Transmitting	1	
-13	99395-00	A,B	AUDIO SELECTOR ASSEMBLY	1	
	99395-02	A,C	AUDIO SELECTOR ASSEMBLY	1	
	99395-03	A,D	AUDIO SELECTOR ASSEMBLY	1	
-14	467 064		INSULATOR - Antenna (135-40)	1	
-15	79152-00		STRIP ASSEMBLY - Terminal	1	
	79152-02	E	STRIP ASSEMBLY - Terminal	1	
-16	565 523		HOLDER - Microphone (64022-000)	1	
-17	99680-08	G	SUPPORT - Microphone	1	
-18	468 002		JACK - Mike (S12B)	2	
-19	468 006		JACK - Phone (11)	1	
-20	67471-00		PLACARD - Mike and phone	1	
-21	66837-00		PLACARD - Mike jack (with console mike jack)	1	
-22	555 501		COUPLER - Dual Nav-Com (AVB-10)	1	
	555 422		COUPLER - Dual Nav-Com with glide slope (AV-571)	1	28-7816001 and up
	556 753		COUPLER - Dual Nav-Com with glide slope (C11125)	1	28-8116001 and up
	555 421		COUPLER - Single Nav-Com with glide slope (AV-570)	1	28-7916355 and up
-23	453 838		BUSHING - Snap (PS10064-500-6)	8	
-24	453 836		BUSHING - Snap (PS10064-437-5)	8	
-25	434 144		GROMMET - (MS35489-23)	1	
-26	494 678		WICK - Static (SW 10-96)	9	
-27	415 520		SCREW - (MS35206-230)	10	
	407 122		WASHER - (AN935-6L)	10	
	506 902		RIVNUT - (S6K75)	10	
-28	469 600		JUMPER ASSEMBLY - Lightning protection		
			(MS25083-3AA6)	7	
-29	474 655	H	MICROPHONE - (M700A)	1	
	474 659		MICROPHONE - (M700B)	1	28-7816001 and up
-30	554 686		CLIP - Microphone (90Z1136)	1	
-31	37867-02		JACK - Phone (11)	3	
-32	37868-03		PLATE - Phone jack, right side	1	
-33	37866-02		CUP - Phone jack	2	

When ordering, always specify Part Number, Description, and Serial Number of Aircraft

Reissued: December 1, 1989

**PIPER AIRCRAFT
PA-28-151/161 WARRIOR
AIRPLANE PARTS CATALOG**

Figure and Index Number	Part Number	Code	Nomenclature	No. Req.	Serial Numbers Affected
82-34	65269-02		DOUBLER - Phone jack	2	
-35	67471-00		PLACARD - Phone jack	2	
-36	584 137		RELAY - Boom mike (HE822C1210)	1	28-7816001 and up
-37	415 521		SCREW - (MS35206-231)	8	
	407 122		WASHER - (AN935-6L)	8	
	506 902		RIVNUT - (S6K75).	8	
-38	597 893		ANTENNA - Marker beacon (PS50040-15-10)	1	28-8116001 and up

When ordering, always specify Part Number, Description, and Serial Number of Aircraft

PIPER AIRCRAFT
PA-28-151/161 WARRIOR
AIRPLANE PARTS CATALOG

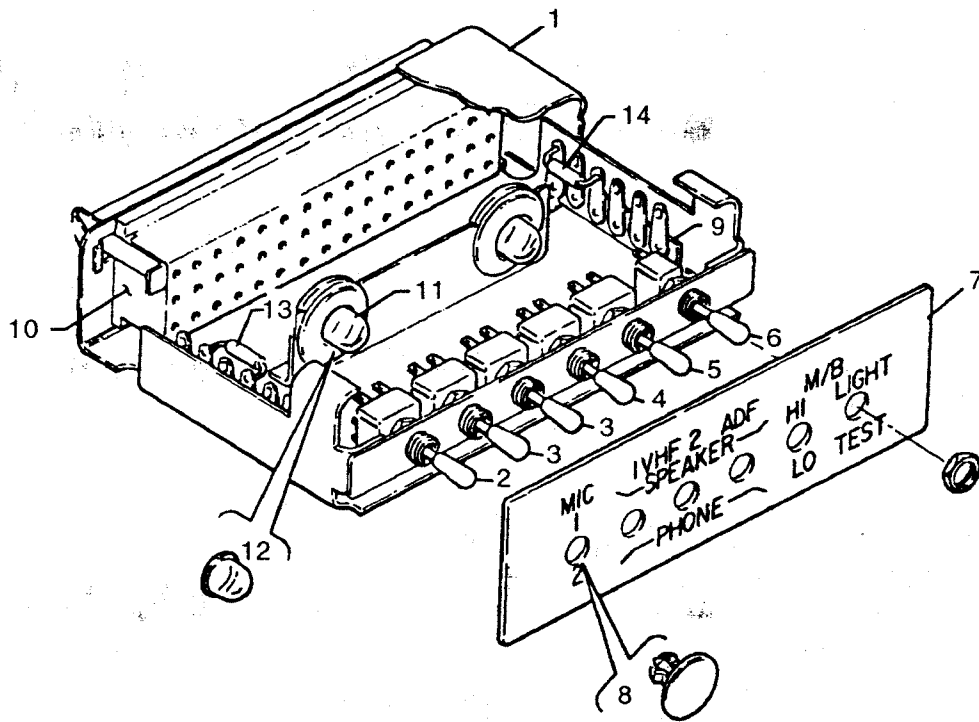


Figure 83. Audio Selector Assembly

**PIPER AIRCRAFT
PA-28-151/161 WARRIOR
AIRPLANE PARTS CATALOG**

CODE EXPLANATIONS FOR FIGURE 83

- A - With single VHF switch, ADF switch and marker beacon switches.
- B - With microphone switch, dual VHF switches, and ADF switch.
- C - With microphone switch, dual VHF switches, ADF switch and marker beacon switch.

**PIPER AIRCRAFT
PA-28-151/161 WARRIOR
AIRPLANE PARTS CATALOG**

Figure and Index Number	Part Number	Code	Nomenclature	No. Req.	Serial Numbers Affected
83-1	99395-00	A	AUDIO SELECTOR ASSEMBLY	1	
	99395-02	B	AUDIO SELECTOR ASSEMBLY	1	
	99395-03	C	AUDIO SELECTOR ASSEMBLY	1	
	587 807		SWITCH - Microphone (JMT-223)	1	
	587 808		SWITCH - VHF (JMT-221)	2	
	587 808		SWITCH - ADF (JMT-221)	1	
	587 808		SWITCH - Marker beacon, Hi/Lo (JMT-221)	1	
	587 809		SWITCH - Marker beacon, light test (JMT-126)	1	
	99344-00		PLATE - Selector face	1	
	453 855		BUTTON - Plug (207-17021-00)	2	
	588 356		STRIP - Terminal (1076)	2	
	484 234		RECEPTACLE - (1055R48)	1	
	472 056		BULB - (PS10008-53)	2	
	460 602		FILTER - Lunar white (1813-26)	2	
	456 703		DIODE - (1N207-1)	3	
	484 461		RESISTOR - (242E3R05)	1	

When ordering, always specify Part Number, Description, and Serial Number of Aircraft

PIPER AIRCRAFT
PA-28-151/161 WARRIOR
AIRPLANE PARTS CATALOG

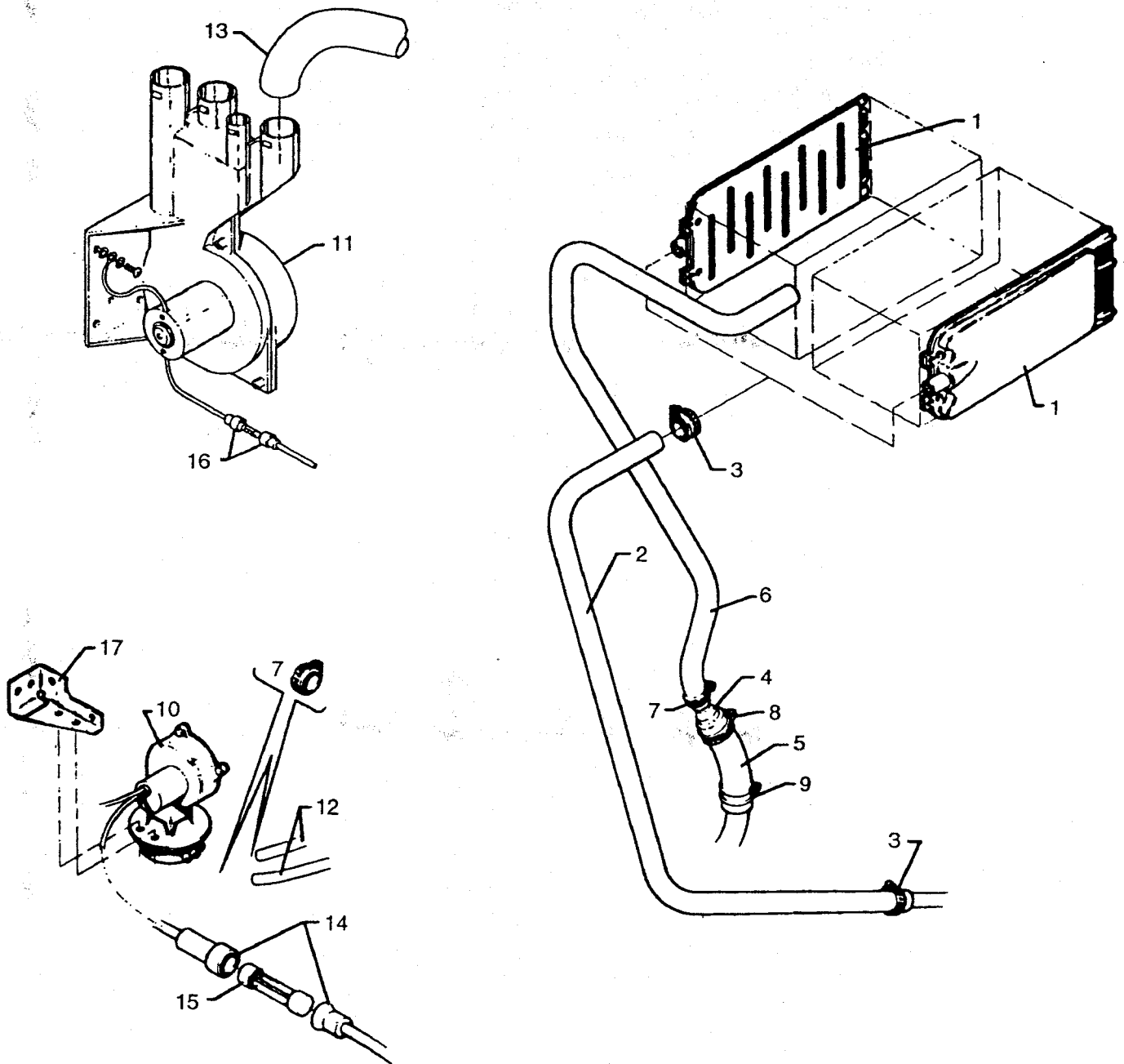


Figure 84. Avionics Cooling Installation

**PIPER AIRCRAFT
PA-28-151/161 WARRIOR
AIRPLANE PARTS CATALOG**

CODE EXPLANATIONS FOR FIGURE 84

- A - Used on PA-28-151 with serial nos. 28-7515002 and up, and PA-28-161 with serial nos. 28-7716001 and up.
- B - Used with Bendix avionics cooling blower only.
- C - Used with TRW avionics cooling blower only.
- D - Hoses supplied by King Radio as part of KNS 80, KX 155/165, or KAP 150 kits.

PIPER AIRCRAFT PA-28-151/161 WARRIOR AIRPLANE PARTS CATALOG

Figure and Index Number	Part Number	Code	Nomenclature	No. Req.	Serial Numbers Affected
84-	67473		DRAWING - Radio Cooling Installation		28-7415001 thru 28-7515001
	79406	A	DRAWING - Avionics Cooling Installation		
	39745		DRAWING - Bendix Radio Cooling Blower Installation		28-8116001 thru 28-8216236
	39857		DRAWING - Avionics Cooling Blower Installation		28-8516001 and up
-1	79405-00	A	BOX ASSEMBLY - Avionics cooling	1	
-2	63633-136	A	HOSE - Avionics cooling (60 long)	1	
-3	554 888		CLAMP - (SAE TY F-6)	2	
-4	79487-00		REDUCER - Avionics cooling hose	1	28-8116001 thru 28-8216236
-5	63633-169		HOSE - Avionics cooling (4 long)	1	28-8116001 thru 28-8216236
-6	63633-186	A	HOSE - Avionics cooling (73 long)	1	
-7	554 888	A	CLAMP - (SAE TY F-6)	4	
-8	454 921		CLAMP - (SAE TY F-10)	1	28-8116001 thru 28-8216236
-9	554 892		CLAMP - (SAE TY A-15/16)	1	28-8116001 thru 28-8216236
-10	452 997		BLOWER - Avionics cooling, Bendix (3604529-0504)	1	28-8116001 thru 28-8216236
-11	553 003		BLOWER - Avionics cooling, 14V (TRW 19A6009)	1	28-8316001 thru 2816109
	460 105		BLOWER - Avionics cooling, 28V (TRW 19A2790)	1	2816110 and up
-12	63633-135	B	HOSE - Blower	2	28-8116001 thru 28-8216236
-13	-----	D	HOSE - Blower	2	28-8316001 and up
-14	86652-05	B	FUSE ASSEMBLY - Blower	1	28-8116001 thru 28-8216236
-15	461 629	B	* FUSE - (311005)	1	28-8116001 thru 28-8216236
-16	86652-08	C	FUSE ASSEMBLY - Blower	1	28-8316001 and up
	461 629	C	* FUSE - (311005)	1	28-8316001 and up
-17	39745-10	B	BRACKET - Blower mount	1	28-8116001 thru 28-8216236

When ordering, always specify Part Number, Description, and Serial Number of Aircraft

**PIPER AIRCRAFT
PA-28-151/161 WARRIOR
AIRPLANE PARTS CATALOG**

CODE EXPLANATIONS FOR AVIONICS INSTALLATION DRAWINGS

- A - Part of standard VFR Package on Warrior III.
- B - Used on PA-28-151 with serial numbers 28-7615001 and up, and PA-28-161 with serial numbers 28-7716001 thru 28-7916617.
- C - Used on PA-28-151 with serial numbers 28-7515001 and up, and PA-28-161.
- D - Part of optional IFR Package on Warrior III.
- E - Used on PA-28-151 with serial numbers 28-7415001 and up, and PA-28-161 with serial numbers 28-7716001 thru 28-7716323.
- F - Used on PA-28-151 with serial numbers 28-7415001 and up, and PA-28-161 with serial numbers 28-7716001 thru 28-7816057.
- G - Used on PA-28-151 with serial numbers 28-7715001 and up, and PA 28-161 with serial numbers 28-7716001 and up.
- H - Used on PA 28-151 with serial numbers 28-7415001 and up, and PA-28-161 with serial numbers 28-7716001 thru 28-7816695.
- J - Used on PA-28-151 with serial numbers 28-7415001 and up, and PA-28-161 with serial numbers 28-7716001 thru 28-7916617.
- K - Used on PA-28-151 with serial numbers 28-7715001 and up, and PA-28 161 with serial numbers 28-7716001 thru 28-7916617.
- L - Used on PA-28-151 with serial numbers 28-7415001 and up, and PA-28 161 with serial numbers 28-7716001 thru 28-8016382.
- M - Used on PA-28-151 with serial numbers 28-7415001 and up, and PA-28-161 with serial numbers 28-7716001 thru 28-8116342.
- N - Used on PA-28-151 with serial numbers 28-7515001 and up, and PA-28-161 with serial numbers 28-7716001 thru 28-8316112.

PIPER AIRCRAFT PA-28-151/161 WARRIOR AIRPLANE PARTS CATALOG

Figure and Index Number	Part Number	Code	Nomenclature	No. Req.	Serial Numbers Affected
67452			DRAWING - Radio Installation, Narco UD1-4 DME		28-7415001 thru 28-7415713
67456			DRAWING - Radio Installation, Narco ADF-31A		28-7415001 thru 28-7415713
67457			DRAWING - Radio Installation, Bendix ADF-T-12		28-7415001 thru 28-7415713
79000		H	DRAWING - Radio Installation, King KX-170B/KX-175B		
67452			DRAWING - Radio Installation, King KX-175B, KN-73, KN-77 and KN1-520		28-7415001 thru 28-7415713
99459			DRAWING - Radio Installation, Narco Mark 12 and 16		28-7415001 thru 28-7415713
87533			DRAWING - Radio Installation, Narco MK12D		28-8516019 and up
99608			DRAWING - Radio Installation, King KX-170		28-7415001 thru 28-7415713
99666			DRAWING - Radio Installation, King KN60C DME		28-7415001 thru 28-7515459.
79628		B	DRAWING - Radio Installation, King KN61 DME		
99824			DRAWING - Radio Installation, Narco Com-Nav 10/11 or 12		28-7415001 thru 27-7415713
99844		L	DRAWING - Radio Installation, King KR-85		
39767			DRAWING - King KR-87 ADF Radio Installation		28-8116001 and up
69657			DRAWING - Transponder Installation, King KT-76 or KT-78		
79814			DRAWING - King KT-76A/78A Transponder Installation		28-7816058 and up
99404			DRAWING - Transponder Installation, Narco AT6-A/AT5-A		28-7415001 thru 28-7415713
99665			DRAWING - Transponder Installation, I.F.D. Starlight		28-7415001 thru 28-7415713
99846			DRAWING - Transponder Installation, I.F.D. Starline 300		28-7415001 thru 27-7415713
99989			DRAWING - Transponder Installation, AT50/AT50A/AT150		
67453			DRAWING - Receiver Installation, Narco UGR-2 Glideslope		28-7415001 thru 28-7515459
79001		L	DRAWING - King KMA-20 Audio and Marker Beacon Installation		
39770			DRAWING - King KMA-24 Audio and Marker Beacon System Installation		28-8116001 and up
79299		E	DRAWING - Radio Installation, Narco CP25B/125 and MBT-1 2-R		
37963			DRAWING - Radio Installation, Narco CP-135/135M		28-7816001 thru 28-8216217
79307		E	DRAWING - Radio Installation, Narco Com-Nav 10/11 or 12 and Glideslope		
67976			DRAWING - Com 120/111, Nav 122/122A, 124A, Glide Slope UGR-2A and Marker Beacon Radio Installation		28-7816001 thru 28-8216217
79051		C	DRAWING - Radio Installation, King KR-86		
79053		J	DRAWING - Radio Installation, King KN-65/65A DME		
36968			DRAWING - Radio Installation, King KN62/62A DME		28-8016001 and up
79068		A	DRAWING - Radio Installation, King KN-74 Area Nav		28-7515001 thru 28-7515459
79061		A	DRAWING - RNAVAncunciator Panel Assembly		28-7515001 thru 27-7515459
79490		N	DRAWING - Radio Installation, Narco Single ADF-140/141		
87479			DRAWING - Radio Installation, Narco ADF-841		28-8416001 and up
79491		L	DRAWING - Radio Installation, Narco DME-190/190 TSO		
79493		C	DRAWING - Radio Installation, Narco Dual ADF-140/141		
79074		C	DRAWING - Radio Installation, King Dual KR-85 and KR-86		
79028		H	DRAWING - King KX 175B/B(E), KN-73, KN-77 and KN1-520 Radio Installation		
69982			DRAWING - Single ADF/HF Compatibility Installation		
79084			DRAWING - Narco DME-195 Radio Installation		28-7816001 thru 28-8216217
39867			DRAWING - Narco DME-890 Radio Installation		28-8216218 and up
79663		G	DRAWING - Collins Com/Nav/GS Radio Installation		
79660		G	DRAWING - Collins TDR-950 Transponder Installation		
79662		G	DRAWING - Collins RCR-650A ADF Radio Installation		
79669		K	DRAWING - Narco DME-195 Radio Installation		
36906			DRAWING - King KX-170B, KN-75, K1-209 Radio Installation		28-7916001 thru 28-8116342
36920		M	DRAWING - Collins DCE 400 Distance Computing Equipment		
36988			DRAWING - Collins DME-451 Radio Installation		28-8016001 and up
39783			DRAWING - King KY197/KY-196E and KN53 Dual-Com/Dual-Nav		28-8116001 and up
39748			DRAWING - Bendix CN2013, IND2014, AS2015 Single Com-Nav		28-8116001 thru 28-8216236

When ordering, always specify Part Number, Description, and Serial Number of Aircraft

PIPER AIRCRAFT PA-28-151/161 WARRIOR AIRPLANE PARTS CATALOG

Figure and Index Number	Part Number	Code	Nomenclature	No. Req.	Serial Numbers Affected
	39750		DRAWING - Bendix CN2011A, NSD360A, IN2014, AD2019A, IU2016 Dual Com-Nav		28-8116001 to 28-8216236
	39739		DRAWING - Bendix TPR2060 Transponder Installation		28-8116001 to 28-8216236
	39749		DRAWING - Bendix DME2030		28-8116001 to 28-8216236
	39746		DRAWING - Bendix ADF2070		28-8116001 to 28-8216236
	79659	G	DRAWING - Collins AMR-350 System Installation		
	39833		DRAWING - King KX155, K1203/204/208/209 Single/Dual Nav-Com Installation		28-8216001 and up
	39834		DRAWING - King KX155/165, KN72, K1202/203/208 Dual Nav-Com Installation		28-8216001 and up
	39868		DRAWING - Narco 810/824/825 Single/Dual Com-Nav/Ind Installation		28-8216218 and up
	39866		DRAWING - Audio System Installation		28-8216218 and up
	36979		DRAWING - King KNS-80, KY197, K1206 Area Nav Installation		28-8316001 and up
	39857-09	A	DRAWING - Avionics Cooling Blower Installation		2816110 and up
	79036-00	A	DRAWING - Single Telex Mic and Holder (Center Console)		2816110 and up
	79658-04	A	DRAWING - Altitude Reporter (For Narco AR-850)		2816110 and up
	85398-02	A	DRAWING - Avionics Locator		2816110 and up
	85398-03	D	DRAWING - Avionics Locator		2816110 and up
	79814-27	A	DRAWING - KT-76A Transponder with Narco AR-850 Provisions		2816110 and up
	79814-26	D	DRAWING - KT-71 Transponder with Narco AR-850 and GPS Provisions		2816110 and up
	39833-35	A	DRAWING - Single Nav/Com		2816110
	36656-13		* WIRING		2816110
	39833-39	A	DRAWING - Single Nav/Com		2816111 and up
	83399-03		* WIRING		2816111 and up
	39833-36	D	DRAWING - Dual Nav/Com		2816110
	39833-40	D	DRAWING - Dual Nav/Com		2816111 and up
	85392-03	A	DRAWING - Procom 4 Intercom System		2816110
	85391-02		* WIRING		2816110
	85392-04	A	DRAWING - Procom 4 Intercom System		2816111 and up
	85176-02		* WIRING		2816111 and up
	85392-02	D	DRAWING - Procom 4 Intercom System		2816110
	85391-02		* WIRING		2816110
	39737-04	D	DRAWING - Marker Beacon Antenna Installation		2816110 and up
	99461-11	A	DRAWING - Single VHF Com Broad Band Antenna		2816110 and up
	99461-13	D	DRAWING - Dual VHF Com Broad Band		2816110 and up
	99461-14	D	DRAWING - Dual VHF Broad Band/Nav Antenna		2816110 and up
	99461-15	D	DRAWING - Dual VHF Broad Band/Nav with GS Provisions Antenna		2816110 and up
	99461-21	D	DRAWING - Single Broad Band/Nav with GS Provisions Antenna		2816110 and up
	99461-25	D	DRAWING - Dual-VHF Broad Band/Nav Antenna with Dual GS Provisions		2816110 and up
	39770-07	D	DRAWING - KMA -24 Audio and Marker		2816110
	39764-16		* WIRING		2816110
	39770-09	D	DRAWING - KMA -24 Audio and Marker		2816111 and up
	83398-02		* WIRING		2816111 and up
	39767		DRAWING - Single ADF		2816110 and up
	36968		DRAWING - DME for use with KX-155, -165		2816110 and up
	83380-02	D	DRAWING - KLN-90A GPS RNAV		2816110 and up
	83379-02		* WIRING		2816110 and up
	83379-03		* WIRING		2816110 and up

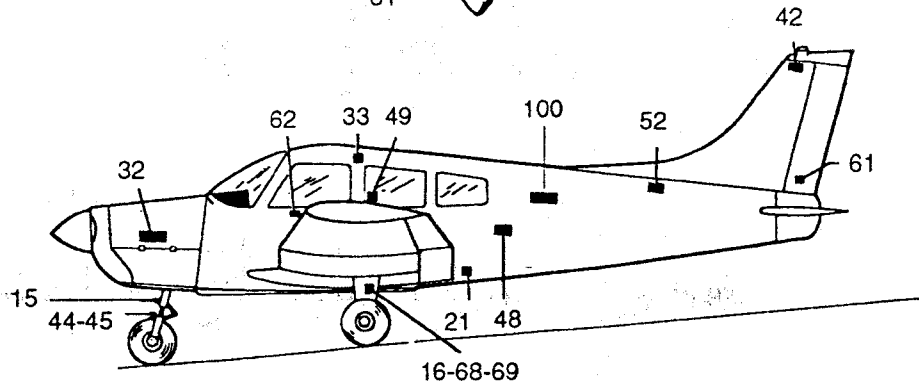
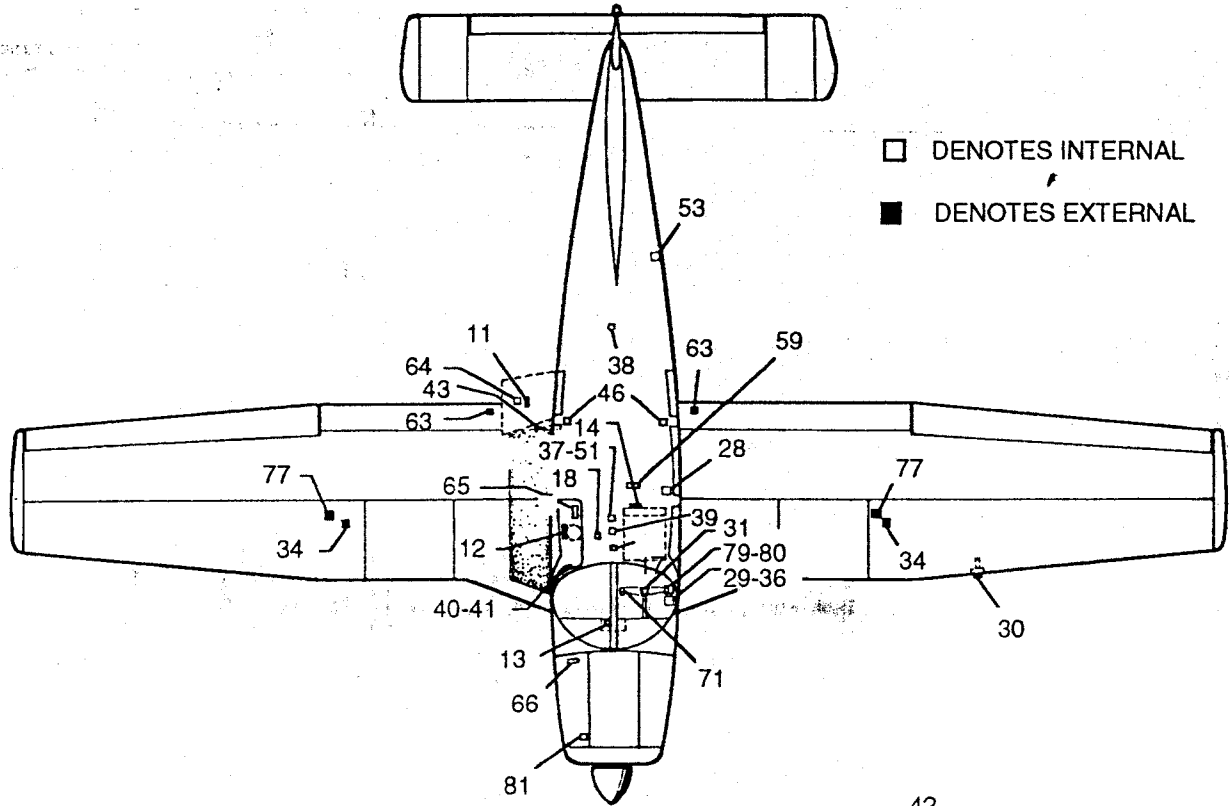
When ordering, always specify Part Number, Description, and Serial Number of Aircraft

Revised: July 30, 1994

**PIPER AIRCRAFT
PA-28-151/161 WARRIOR
AIRPLANE PARTS CATALOG**

THIS PAGE INTENTIONALLY LEFT BLANK

PIPER AIRCRAFT PA-28-151/161 WARRIOR AIRPLANE PARTS CATALOG



For Instrument Panel Placards
on serial numbers 2816110
and up, see Sheet 2.

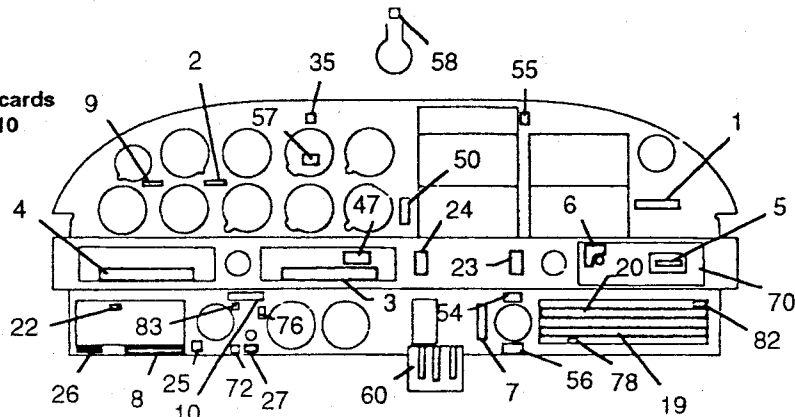
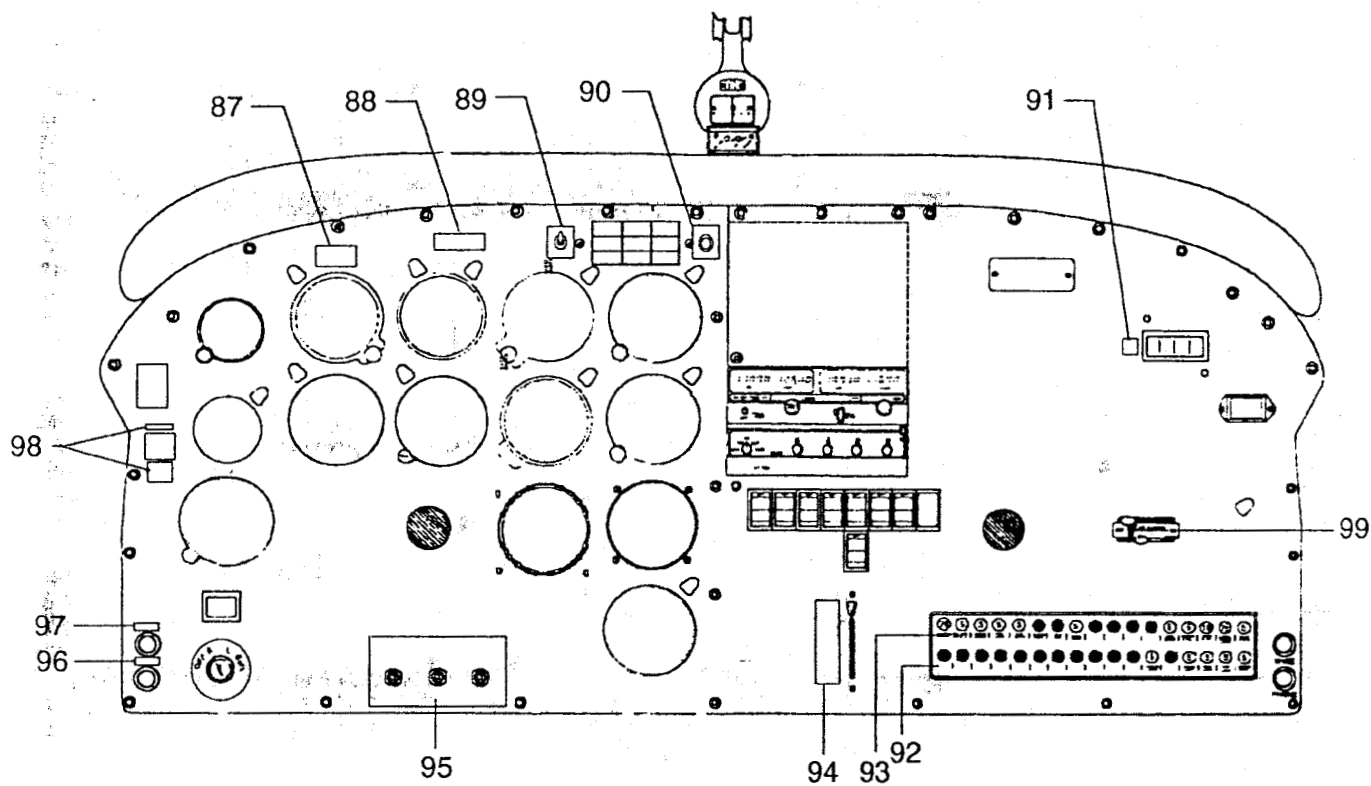


Figure 85. Placards and Exterior Stencils
(Sheet 1 of 2)

PIPER AIRCRAFT
PA-28-151/161 WARRIOR
AIRPLANE PARTS CATALOG



Serial numbers 2816110 and up

Figure 85. Placards and Exterior Stencils
(Sheet 2 of 2)

**PIPER AIRCRAFT
PA-28-151/161 WARRIOR
AIRPLANE PARTS CATALOG**

CODE EXPLANATIONS FOR FIGURE 85

- A - Used on PA-28-151 with serial numbers 28-7515001 and up, and PA-28-161.
- B - Used on PA-28-161 with serial numbers 2816012 and up. British CAA requirement only.
- C - Used on PA-28-151 with serial numbers 28-7715001 and up, and PA-28-161 with serial numbers 28-7716001 and up.
- D - Used on PA-28-151 with serial numbers 28-7715001 and up, and PA-28-161.
- E - Used on PA-28-151 with serial numbers 28-7515255 and up, and PA-28-161.
- F - Used on PA-28-151 with serial numbers 28-7615002 and up, and PA-28-161.
- G - Used on PA-28-151 with serial numbers 28-7715001 thru 28-7715314, and PA-28-161 with serial numbers 28-7716001 thru 28-7716323.
- H - Used on PA-28-161 with serial numbers 28-7816001 and up if air conditioning is installed.
- J - Used on PA-28-151 with serial numbers 28-7715001 and up, and PA-28-161 with serial numbers 28-7716001 thru 28-7716323.
- K - Used on PA-28-151 with serial numbers 28-7415001 and up, and PA-28-161 with serial numbers 28-7716001 thru 28-7716323.
- L - Used on PA-28-161 with serial numbers 28-7816608 and up.
- M - Used on PA-28-151 with serial numbers 28-7415001 and up, and PA-28-161 with serial numbers 28-7716001 thru 28-7916204.
- N - Used on PA-28-151 with serial numbers 28-7415001 and up, and PA-28-161 with serial numbers 28-7716001 thru 28-7916617.
- P - Used on PA-28-151 with serial numbers 28-7715001 and up, and PA-28-161 with serial numbers 28-7716001 thru 28-7916617.
- Q - Used if Cabin Overhead Air Vent System with blower is installed
- R - Used on PA-28-151 with serial numbers 28-7415001 and up, and PA-28-161 with serial numbers 28-7716001 thru 28-7816171.
Order part for PA-28-161 with serial numbers 28-7816172 and up if the four position fan switch has been replaced with a three position fan switch.
- S - Used if air conditioning is installed.
- T - Order part for PA-28-161 with serial numbers 28-7816172 and up if the four position fan switch has been replaced with a three position fan switch.
- U - Used on PA-28-151 with serial numbers 28-7415001 and up, and PA-28-161 with serial numbers 28-7716001 thru 28-7916271.
- V - Used if AutoControl III or IIIB is installed.
- X - Used if Century 21 AutoPilot is installed.
- Y - Used if Garrett Piper Automatic Locator is installed with Transmitter Assembly part number 761 939 (Model 627674-1).
- Z - Used if Garrett Piper Automatic Locator is installed with Transmitter Assembly part number 761 967 (Model 627810-1).
- AA - Used if Communications Component Piper Automatic Locator (ELT) is installed
- AB - Used if Narco Piper Automatic Locator is installed.
- AC - Used on PA-28-151 with serial numbers 28-7515001 and up and PA-28-161 with serial numbers 28-7716001 thru 28-8116342.
- AD - Used if a push on-off trim switch is installed.
- AE - Used if a toggle pitch trim switch is installed.
- AF - Used if recognition lights are installed.
- AG - Used on PA-28-151 with serial numbers 28-7415003, 28-7415422 thru 28-7415713.
- AH - These placards are supplied as part of Standby Vacuum System Kit, Piper code 566 528.

PIPER AIRCRAFT PA-28-151/161 WARRIOR AIRPLANE PARTS CATALOG

Figure and Index Number	Part Number	Code	Nomenclature	No. Req.	Serial Numbers Affected
85-	35654	N	DRAWING - Placard Details Installation		
	36991		DRAWING - Placard Details Installation		28-8016001 and up
	35120		DRAWING - Exterior Finish		28-7415001 thru 28-7415713
	35580		DRAWING - Exterior Finish		28-7515001 thru 28-7515459
	79604		DRAWING - Exterior Finish		28-7615001 thru 28-7615445
	79731	G	DRAWING - Exterior Finish		
	37958		DRAWING - Exterior Finish		28-7816001 thru 28-7816695
	79835		DRAWING - Exterior Finish		28-7916001 thru 28-7916617
	36587		DRAWING - Exterior Finish		28-8016001 thru 28-8016382
	36797		DRAWING - Exterior Finish		28-8116001 thru 28-8116342
	39849		DRAWING - Exterior Finish		28-8216001 thru 28-8216236
	39890		DRAWING - Exterior Finish		28-8316001 and up
-1	63408-00	N	PLACARD - Oil cooler winterization	1	
-2	69669-31	B	PLACARD - Maneuvering speed, mph	1	28-7415001 thru 28-7615445
	69669-37	B	PLACARD - Maneuvering speed, knots	1	28-7415001 thru 28-7615445
	69669-162	P	PLACARD - Maneuvering speed, knots	1	
	35669-143	C	PLACARD - Maneuvering speed, knots	1	28-8016001 thru 28-8216236
	87369-41	C	PLACARD - Maneuvering speed, knots	1	28-8316001 and up
-3	69669-30	B	PLACARD - Landing checklist, mph	1	28-7415001 thru 28-7615001
	69669-78	B	PLACARD - Landing checklist, knots	1	28-7415001 thru 28-7615001
	69669-108		PLACARD - Landing checklist, mph	1	28-7615002 thru 28-7615445
	69669-109		PLACARD - Landing checklist, knots	1	28-7615002 thru 28-7615445
	69669-128	J	PLACARD - Landing checklist, knots	1	
	35669-34		PLACARD - Landing checklist, knots	1	28-7816001 thru 28-7916617
-4	69669-36	K	PLACARD - Takeoff checklist	1	
	99886-02		PLACARD - Takeoff checklist	1	28-7816001 and up
-5	67241-00		PLACARD - Heater and defrost	1	
	35669-28		PLACARD - Heater and defrost (lift to actuate)	1	
-6	69669-25	Q,R	PLACARD - Vent fan	1	
	35669-38	Q	PLACARD - Vent fan	1	28-7816172 and up
-7	69544-00		PLACARD - Carburetor heat	1	
-8	67768-00		PLACARD - Alternate static source	1	
	67768-02		PLACARD - Alternate static source	1	2816110 and up
-9	65863-00		PLACARD - Crosswind component, mph	1	
	76222-00		PLACARD - Crosswind component, knots	1	
-10	67490-02	A,D	PLACARD - Pitch trim	1	
	87369-38	A,E	PLACARD - Pitch trim	1	
-11	65530-00		PLACARD - Baggage compartment	1	28-7415001 thru 28-7615445
	69669-171	C	PLACARD - Baggage compartment	1	
-12	68555-05		PLACARD - Door lock, white	1	
-13	65219-00		PLACARD - Ruddertrim	1	
-14	69669-13		PLACARD - Seat back release, left	1	
	69669-14		PLACARD - Seat track release, right	1	
-15	69669-27		PLACARD - Nose gear oleo service instruction	1	
-16	63933-00		PLACARD - Main gear oleo service instruction	2	
-17	69669-20		PLACARD - Dome light	1	
-18	99121-00		PLACARD ASSEMBLY - Alternate static correlation	1	
-19	69669-16		PLACARD - Circuit breaker panel	1	
-20	69669-24		PLACARD - Circuit breaker panel	1	
	69669-90		PLACARD - Circuit breaker panel	1	
-21	62343-00		PLACARD - External power supply	1	
	69669-173	D	PLACARD - External power supply	1	
-22	99448-00		PLACARD - AutoFlite II	1	
-23	66970-03		PLACARD - Panel lights	1	
-24	69669-17		PLACARD - Nav and radio lights	1	
-25	69509-00	U,V	PLACARD - Omni coupler switch	1	
	35669-126	V	PLACARD - Omni coupler switch	1	28-7916272 thru 28-8116018

When ordering, always specify Part Number, Description, and Serial Number of Aircraft

PIPER AIRCRAFT PA-28-151/161 WARRIOR AIRPLANE PARTS CATALOG

Figure and Index Number	Part Number	Code	Nomenclature	No. Req.	Serial Numbers Affected
85-26	67471-00		PLACARD - Mike and phone	1	
-27	66837-00		PLACARD - Mike jack (with console mike jack)	1	
-28	69669-115		PLACARD - Pitot drain	1	
-29	69669-32		PLACARD - Operation limitations, mph	1	28-7415001 thru 28-7615445
	69669-76		PLACARD - Operation limitations, knots	1	28-7415001 thru 28-7615445
	69669-143	P	PLACARD - Operation limitations, knots	1	
	35669-134		PLACARD - Operation limitations, knots	1	28-8016001 and up
-30	450 741		DECAL - Lift detector (C52207-3)	1	
-31	79275-00		MEDALLION - Control wheel	1	
-32	35526-00		NAMEPLATE - Cherokee Warrior (white)	2	28-7415001 thru 28-7415713
	35526-02		NAMEPLATE - Cherokee Warrior (black)	2	28-7515001 thru 28-7515459
	79598-00		NAMEPLATE - Cherokee Warrior (white)	2	28-7615001 and up
	35682-02		NAMEPLATE - Cherokee Warrior II	2	28-7716001 thru 28-7716323
	37977-02		NAMEPLATE - Cherokee Warrior II	2	28-7816001 thru 28-7816695
-33	48629-00	A,C	MEDALLION - Piper logo	1	
-34	69669-64		PLACARD - Fuel	2	
	69669-180		PLACARD - Fuel	2	28-7716001 thru 28-8016178
	35669-163		PLACARD - Fuel	2	28-8016179 thru 28-8416044
-35	69669-39	A	PLACARD - Press to test	1	
-36	69669-15	Y	PLACARD - Warning (exposed switch)	1	
	69669-66	Y,A	PLACARD - Warning (recessed switch)	1	
	69669-107	Z	PLACARD - Warning	1	
	35669-132	A,B	PLACARD - Warning	1	
-37	69669-77	E	PLACARD - Cabin air	1	
-38	66787-00		PLACARD - Cabin bulkhead	1	
-39	67786-00		PLACARD - Stabilator trim	1	
	84967-173		DECAL - Stabilator trim (Meyercord)	1	
-40	69669-118	F	PLACARD - Latch	1	
-41	69669-117	F	PLACARD - Open	1	
-42	79688-00	G	DECAL - Piper	2	
-43	35664-02		PLACARD - Flap warning	1	
-44	35669-04		PLACARD - Turn limit	1	
-45	35669-05		PLACARD - Turn limit center mark	1	
-46	67471-00		PLACARD - Phone jack	2	
-47	35669-14		PLACARD - Fuel gauge warning	1	28-7415001 thru 28-7715200
-48	37974-02		NAMEPLATE - Piper	2	28-7816001 thru 28-7816695
	78747-02		NAMEPLATE - Piper Warrior II	2	28-7916001 and up
-49	79315-00	H	PLACARD - Piper Aire	1	
-50	99921-00	H	PLACARD - Air condition door light	1	
-51	35669-27		PLACARD - Flap lever	1	28-7716001 and up
-52	35669-105		PLACARD - ELT location	1	
-53	35669-107	L	PLACARD - Strobe light outlets	1	
-54	96602-00	M	PLACARD - Warning	1	
	69669-175		PLACARD - Warning	1	28-7916205 thru 28-7916617
-55	35669-125		PLACARD - Radio power ON-OFF	1	28-8016001 and up
-56	35669-130		PLACARD - Emergency bus switch	1	28-8016001 and up
-57	35669-154	C	PLACARD - Altitude reporter installed	1	
-58	87369-27		PLACARD - Caution	1	28-8016076 and up
-59	35669-194		PLACARD - Seat reinstallation instructions	1	
-60	65846-00		PLACARD - Engine controls	1	
-61	87341-02		PLACARD - Do not push	2	
-62	87341-03		PLACARD - Level point	2	
-63	87341-04		PLACARD - No step	2	
-64	87341-05		PLACARD - Max. baggage	1	
-65	87334-02		PLACARD - Door release	1	
-66	87338-02		PLACARD - Oil spec.	1	
-67	35669-188		PLACARD - Transponder identifier	1	28-8116001 and up
-68	35669-44		PLACARD - Tire pressure	2	

When ordering, always specify Part Number, Description, and Serial Number of Aircraft

Revised: July 30, 1994

PIPER AIRCRAFT PA-28-151/161 WARRIOR AIRPLANE PARTS CATALOG

Figure and Index Number	Part Number	Code	Nomenclature	No. Req.	Serial Numbers Affected
85-69	35669-23		PLACARD - Gear	2	
-70	79112-00	S,T	PLACARD - Air condition control panel	1	28-7816001 thru 28-7816171
	79112-02	S	PLACARD - Air condition control panel	1	28-7816172 and up
-71	35669-188		PLACARD - Transponder ident	1	28-8116001 and up
-72	87369-05	X	PLACARD - Nav 1 off Nav 2	1	28-8116019 and up
-73	69669-97		PLACARD - Radar altimeter on-off	1	
-74	69669-95		PLACARD - Radar altimeter off for take-off	1	
-75	69669-96		PLACARD - Radar altimeter	1	
-76	87369-39	A,E	PLACARD - On-off	1	
-77	456 682		DECAL - Avgas only (000002)	2	
-78	87369-53	A,F	PLACARD - Landing and recognition lights	1	28-8516001 and up
-79	35669-16		PLACARD - A/P INTR.	1	28-7816001 and up
-80	35669-17		PLACARD - Mike	1	28-7816001 and up
-81	69668-00	A,G	PLACARD - Alternator warning	1	
-82	35669-110		PLACARD - Compass system	1	28-8316001 and up
-83	87369-40		PLACARD - Nav 1/Nav 2	1	28-8316001 and up
-84	87369-56		PLACARD - DME Nav 1/Nav 2	1	28-8516001 and up
-85	87369-55		PLACARD - DME Audio on/off	1	28-8516001 and up
-86	87369-70	B	PLACARD - Starter engaged	1	
-87	84967-170		PLACARD - Airspeed and crosswind	1	2816110 and up
-88	19099-00		PLATE - Aircraft registration number	1	
-89	84967-130		PLACARD - Night - Day	1	2816110 and up
-90	84967-133		PLACARD - Press to test	1	2816110 and up
-91	84967-145		PLACARD - Amp Altr	1	2816110 and up
-92	84967-172		PLACARD - Circuit breaker	1	2816110 and up
-93	84967-171		PLACARD - Circuit breaker	1	2816110 and up
-94	84967-168		PLACARD - Carburetor heat	1	2816110 and up
-95	84967-101		PLACARD - Dimming	1	2816110 and up
-96	84967-132		PLACARD - Mike	2	2816110 and up
-97	84967-131		PLACARD - Phone	2	2816110 and up
-98		AH	PLACARD - Aux vac (B4-192-1)	1	
		AH	PLACARD - Caution - Before using aux pump (B4-203-1)	1	
-99	84967-139		PLACARD - Heat - Def	1	2816110 and up
-100	85437-02		STENCIL - Paint, Warrior III (687 686)	2	2816110 and up

When ordering, always specify Part Number, Description, and Serial Number of Aircraft

**PIPER AIRCRAFT
PA-28-151/161 WARRIOR
AIRPLANE PARTS CATALOG**

CODE EXPLANATIONS FOR OPTIONAL EQUIPMENT KITS AND REPAIR KITS

- A - Less External Power Connector Plug Assembly, P/N 62355-02.
- B - Used on PA-28-151 only.
- C - Used on PA-28-151 with serial numbers 28-7515001 thru 28-7715314, and PA-28-161 with serial numbers 28-7716001 thru 28-8216236.
- D - Used on PA-28-161 only.
- E - Used on PA-28-151 with serial numbers 28-7415001 and up, and PA-28-161 with serial numbers 28-7716001 thru 28-8016125.
- F - Used to meet LBA (Germany) gross weight and noise reduction requirements.
- G - Used on PA-28-161 28 volt system.
- H - See Piper Service Bulletin 916B, or latest revision.

PIPER AIRCRAFT PA-28-151/161 WARRIOR AIRPLANE PARTS CATALOG

Figure and Index Number	Part Number	Code	Nomenclature	No. Req.	Serial Numbers Affected
OPTIONAL EQUIPMENT KITS AND REPAIR KITS					
35842-05			RECEPTACLE INSTALLATION - Auxiliary power		28-7716001 and up 28-8316001 thru 28-8616016
36733-02	D		CARD - Passenger briefing		
39712-02	D		PLOTTER ASSEMBLY - Weight and balance		28-7716001 thru 28-8216236
39712-06	D		PLOTTER ASSEMBLY - Weight and balance		28-8316001 thru 28-8616016
39872-09			KING KAP100 AutoPilot Kit		8316001 and up
87536-02	D		PLOTTER ASSEMBLY - Weight and balance		
99026-00			KIT ASSEMBLY - EGT Indicator		
481 881	G		VACUUM SYSTEM - Standby, Electrically driven (374-10)		
566 527			VACUUM SYSTEM - Standby, Electrically driven (374-10)		
757 163			PIPER MIXTURE CONTROL INSTALLATION (E.G.T.)		
760 210	B		ALTERNATE STATIC SYSTEM INSTALLATION		
760 297			PITOT COVER		
760 458			CYLINDER HEAD TEMPERATURE GAUGE INSTALLATION		
760 847	B		AILERON CENTERING INSTALLATION MODIFICATION		28-7415001 thru 28-7515228
760 854	B		LANDING LIGHT INSTALLATION MODIFICATION		28-7415001 thru 28-7415337, 28-7415339, 28-7415341 thru 28-7415343, 28-7415348 thru 28-7415374
760 856	B		BOTTOM COWL SUPPORT MODIFICATION		28-7415001 thru 28-7415206
760 857	B		ADF ANTENNA MODIFICATION		28-7415001 thru 28-7415122
760 901	B		OVERHEAD VENT SYSTEM VALVE INSTALLATION		28-7415001 thru 28-7415703 28-7515001 thru 28-7515254 28-7415001 thru 28-7415495
760 934	B		NOSE GEAR STEERING MODIFICATION		
760 993			ELECTRIC PITCH TRIM		
760 995			AUTOFLITE II (WITH AUTONAV TRACKER)		
760 996			AUTOFLITE II (WITHOUT AUTONAV TRACKER)		
761 000			HEATED PITOT SYSTEM INSTALLATION		
761 004	B		AUTOCONTROL III B (WITH RADIO COUPLER)		28-7415001 thru 28-7415713
761 005	B		AUTOCONTROL III B (WITHOUT RADIO COUPLER)		28-7415001 thru 28-7415713
761 006	C		AUTOCONTROL III B (WITH RADIO COUPLER)		
761 007	C		AUTOCONTROL III B (WITHOUT RADIO COUPLER)		
761 008	B		RADIO COOLING INSTALLATION KIT		28-7415001 thru 28-7415713
761 039	B		PIPER ELECTRIC TRIM SWITCH REPLACEMENT		
761 092	A		AUXILIARY POWER RECEPTACLE INSTALLATION		
763 814			VENT FAN SWITCH REPLACEMENT		28-7415001 thru 28-7715314 28-7716001 thru 28-7816171 28-7816001 thru 28-7816171
763 815	D		AIR CONDITION FAN SWITCH REPLACEMENT		
763 828			ENGINE BREATHER TUBE WINTERIZATION KIT		
763 842			ELT REPLACEMENT (Garrett or Communications Components Corp. ELT to Narco ELT 10)		
763 920	E		IMPROVED CABIN HEAT CENTER DUCT		
763 934	D		FUEL TANK VENT MODIFICATION AND VENT HOSE REPLACEMENT		28-7816024 thru 28-7916475
763 956	D		MAIN LANDING GEAR WHEEL AND STRUT FAIRING REPLACEMENT (LEFT WHEEL ONLY)		28-7816001 thru 28-7916228
763 957	D		MAIN LANDING GEAR WHEEL AND STRUT FAIRING REPLACEMENT (RIGHT WHEEL ONLY)		28-7816001 thru 28-7916228
763 962			DOOR JAMB SNUBBER INSTALLATION		
763 967			AFT SHOULDER HARNESS KIT		28-7415001 thru 28-7415314 28-7716001 and up
764 013	D		INTAKE DUCT MODIFICATION		28-8016001 thru 28-8016168
764 050	D		CARBURETOR ICE DETECTOR INSTALLATION		

When ordering, always specify Part Number, Description, and Serial Number of Aircraft

**PIPER AIRCRAFT
PA-28-151/161 WARRIOR
AIRPLANE PARTS CATALOG**

Figure and Index Number	Part Number	Code	Nomenclature	No. Req.	Serial Numbers Affected
OPTIONAL EQUIPMENT KITS AND REPAIR KITS (continued)					
	764 962	D	EXTERNAL POWER SUPPLY RELOCATION		28-7716001 thru 28-8216236
	764 975	D	NOSE GEAR STEERING MODIFICATION		28-7716001 thru 28-8416095
	764 981		INERTIA SAFETY SHOULDER BELT INSTALLATION		28-7415001 thru 28-7715314
	765 122		AVIONICS COOLING BLOWER REPLACEMENT		
	765 193	F	MAXIMUM GROSS WEIGHT MODIFICATION (#2325)		28-8316001 and up
	765 399	H	STALL STRIP INSTALLATION - (88164)		28-8016363 thru 28-8616057 and 2816001 thru 2816096

When ordering, always specify Part Number, Description, and Serial Number of Aircraft

Revised: July 30, 1994

**PIPER AIRCRAFT
PA-28-151/161 WARRIOR
AIRPLANE PARTS CATALOG**

CODE EXPLANATIONS FOR MISCELLANEOUS HARDWARE AND CONSUMABLES

- A - Common hardware to Piper part number cross reference available on Aerofiche. Contact your local Piper distributor for more information.
- B - Used on wing installation. Some items are also used in other places on aircraft.
- C - Location and quantity of items is found on applicable installation drawings.

**PIPER AIRCRAFT
PA-28-151/161 WARRIOR
AIRPLANE PARTS CATALOG**

Figure and Index Number	Part Number	Code	Nomenclature	No. Req.	Serial Numbers Affected
MISCELLANEOUS HARDWARE AND CONSUMABLES					
1766 005		A	AEROFICHE - Common hardware part number cross reference		
279 035		B,C	ADHESIVE HYSOL - 9309, 1 quart kit	AR	
279 041		B,C	ADHESIVE HYSOL - 9309, 50 gram kit	AR	
522 650		B,C	RIVET - Cherry max, 4-2	AR	
522 651		B,C	RIVET - Cherry max, 4-3	AR	
420 250		B,C	RIVET - MS20470AD6-9	AR	
420 233		B,C	RIVET - MS20470AD5-7	AR	
420 234		B,C	RIVET - MS20470AD5-8	AR	
420 235		B,C	RIVET - MS20470AD5-9	AR	
680 634		B,C	RIVET - HL18-6-6	AR	
680 679		B,C	RIVET - HL18-6-5	AR	
680 677		B,C	RIVET - HL18-6-4	AR	
522 602		C	RIVET - CR2245-4-3	AR	
522 603		C	RIVET - CR2245-4-4	AR	
522 604		C	RIVET - CR2245-4-5	AR	
522 605		C	RIVET - CR2245-4-6	AR	
522 690		C	RIVET - CR3245-4-2	AR	
522 882		C	RIVET - CR2249-4-2	AR	
523 171		C	RIVET - NAS1769D4-2	AR	
523 172		C	RIVET - NAS1769D4-3	AR	
680 684		C	RIVET - HL18-10-10	AR	
680 687		C	RIVET - HL19-6-10	AR	
680 638		C	RIVET - HL19-6-11	AR	
556 122		C	COLLAR - HL82-6AW	AR	
557 352		C	COLLAR - HL70-10	AR	
420 200		C	RIVET - MS20470AD3-3	AR	
520 200		C	RIVET - MS20470AD3-3.5	AR	
420 217		C	RIVET - MS20470AD4-5	AR	
423 183		C	RIVET - CR3245-4-1	AR	
522 690		C	RIVET - CR3245-4-2	AR	
423 185		C	RIVET - CR3245-4-3	AR	
279 021		C	ADHESIVE - RTV-157	AR	
279 029		C	ADHESIVE - RTV-133	AR	
279 038		C	ADHESIVE - Versalok 204, kit	AR	
912 020		C	ADHESIVE - EC801	AR	
912 018		C	CEMENT - A56B	AR	
912 019		C	CEMENT - EC1300L	AR	
921 387		C	CLEANER - M-0764	AR	
922 950		C	LUBRICANT - OCR 404	AR	
179 754		C	SEALANT - PR1422B2	AR	
179 760		C	SEALANT - RTV-108	AR	
179 771		C	SEALANT - 5674-7	AR	
279 034		C	SEALANT - PR1435G	AR	
279 036		C	SEALANT - PR1403GB2	AR	
279 058		C	SEALANT - 1100FS, white	AR	

**PIPER AIRCRAFT
PA-28-151/161 WARRIOR
AIRPLANE PARTS CATALOG**

Figure and Index Number	Part Number	Code	Nomenclature	No. Req.	Serial Numbers Affected
			MISCELLANEOUS HARDWARE AND CONSUMABLES (continued)		
	189 721	C	TAPE - Window, foam, gray, 1 inch wide, roll	AR	
	189 750	C	TAPE - Windshield, black vinyl, 1 1/2 inch wide, roll	AR	
	289 791	C	TAPE - Storm window seal, 3/16 inch wide, roll	AR	
	924 529	C	WAX - Gary's cream, gallon	AR	

**PIPER AIRCRAFT
PA-28-151/161 WARRIOR
AIRPLANE PARTS CATALOG**

NUMERICAL INDEX

Part Number	Figure and Index No.	Part Number	Figure and Index No.	Part Number	Figure and Index No.	Part Number	Figure and Index No.
02585-04	39-60	23969-02	68A-11	35118-00	3-18	35164-04	8-22
02585-05	39-60	23969-02	72-15	35118-01	2-3	35164-04	8-22
02585-06	39-60	23969-03	41B-22	35118-01	3-18	35165-00	3-27
12761-02	14-4	23969-03	65-52	35118-04	3-21	35165-01	3-27
12761-02	64-56	23969-05	67-10	35118-05	3-21	35166-00	3-28
13071-00	22-39	23969-05	67-28	35118-06	3-22	35166-01	3-28
13074-02	23-26	23969-05	68-11	35118-07	3-22	35167-02	4-21
14428-00	49-4	23969-05	68A-12	35118-08	3-23	35167-03	4-21
14470-00	49-13	24028-00	48-5	35118-09	3-23	35168-00	4-2
14627-03	15-12	26749-07	41-2	35118-10	3-30	35168-01	4-2
14635-02	15-14	26898-03	64-8	35118-11	3-30	35168-02	4-7
14843-90	15-23	26898-05	68B-13	35118-12	3-40	35168-03	4-7
15086-00	35-53	31197-00	49-27	35118-13	3-41	35168-04	4-3
15206-02	23-13	32380-00	38-20	35118-22	3-36	35168-05	4-3
17555-00	67-26	32380-00	39-38	35118-23	3-36	35168-08	4-2
17766-06	49-14	35113-04	2-1	35118-24	3-22	35168-09	4-2
18078-00	49-55	35114-00	2-12	35118-25	3-22	35168-12	4-7
18219-02	48-27	35114-00	5-1	35118-28	3-30	35168-13	4-7
18321-00	49-28	35114-01	2-12	35118-29	3-30	35169-00	4-22
18321-00	64-48	35114-01	5-1	35118-30	3-27	35169-01	4-22
18457-00	2-5	35114-02	5-18	35118-31	3-27	35170-00	4-23
18622-00	46-1	35114-03	5-18	35118-47	3-25	35170-01	4-23
18968-00	38-11	35114-04	5-19	35118-49	3-25	35171-00	4-24
19063-02	14-2	35114-05	2-1	35118-953	3-23	35171-01	4-24
19063-02	15-47	35114-05	5-19	35118-954	3-23	35172-00	4-25
19099-00	85-99	35114-06	5-20	35122-20	22-11	35172-01	4-25
19336-00	38-17	35114-07	5-20	35122-20	43-6	35173-00	4-26
19336-00	39-46	35114-08	5-21	35123-02	23-2	35173-01	4-26
19336-01	38-17	35114-09	5-21	35123-03	22-1	35174-00	4-8
19336-01	39-46	35115-00	2-14	35123-03	23-1	35174-01	4-8
19365-02	38-19	35115-01	2-14	35140-02	3-19	35174-04	4-8
19365-02	39-48	35115-06	2-14a	35142-00	12-17	35174-05	4-8
19392-15	38-18	35115-07	2-14a	35142-01	12-17	35176-00	4-10
19807-00	64-24	35115-08	2-14b	35144-02	9-2	35176-01	4-10
21176-00	15-52	35115-09	2-14b	35153-00	8-10	35176-04	4-11
21230-00	49-56	35115-10	2-14	35153-00	11-1	35176-05	4-11
21843-00	15-25	35115-11	2-14	35156-00	23-37	35182-00	3-29
21844-00	15-26	35117-00	2-4	35157-00	23-38	35182-01	3-29
22105-02	49-32	35117-00	4-1	35158-00	23-39	35192-00	22-10
22105-03	59-27	35117-01	2-4	35161-00	11-21	35193-00	47-19
22482-00	13-45	35117-01	4-1	35162-00	12-12	35193-03	47-20
23969-02	41B-21	35117-04	4-17	35163-00	4-20	35193-03	47-21
23969-02	64-43	35117-05	4-17	35163-01	4-20	35199-00	47-1
23969-02	65-51	35117-06	4-18	35164-00	8-21	35199-08	47-1
23969-02	67-9	35117-07	4-18	35164-00	11-49	35201-00	67-3
23969-02	68-9	35118-00	2-3	35164-00	12-1	35202-00	67-2

**PIPER AIRCRAFT
PA-28-151/161 WARRIOR
AIRPLANE PARTS CATALOG**

NUMERICAL INDEX

Part Number	Figure and Index No.	Part Number	Figure and Index No.	Part Number	Figure and Index No.	Part Number	Figure and Index No.
35207-00	65A-37	35301-00	44-2	35385-01	5-15	35421-04	4-15
35208-00	65-15	35302-02	44-5	35386-00	5-22	35421-05	4-15
35208-02	65-37	35302-03	44-5	35386-01	5-22	35422-00	4-14
35208-03	65-38	35303-02	44-7	35387-00	5-23	35422-04	4-14
35208-04	65-39	35307-00	59-5	35387-01	5-23	35425-00	4-40
35208-04	75A-4	35307-11	59-5	35388-00	5-16	35426-00	3-2
35208-09	75A-5	35321-00	52-6	35388-01	5-16	35426-01	3-2
35208-10	65-38	35322-04	2-11	35389-00	5-24	35426-02	3-2
35208-10	75A-6	35322-04	52-1	35389-01	5-24	35426-03	3-2
35209-00	65-3	35322-05	2-11	35390-00	5-2	35427-00	3-7
35212-00	65-2	35322-05	52-1	35390-01	5-2	35427-01	3-7
35214-00	64-7	35323-05	43-2	35390-02	5-3	35428-00	3-8
35214-800	64-7	35323-05	43-4	35390-03	5-3	35429-00	2-48
35220-00	4-27	35323-09	43-3	35392-00	5-17	35431-00	4-45
35220-01	4-27	35323-12	43-3	35392-01	5-17	35431-01	4-45
35226-00	5-4	35323-13	43-2	35393-00	5-8	35432-00	22-20
35226-01	5-4	35328-800	49-2	35393-01	5-8	35433-00	22-25
35238-00	5-5	35328-803	49-2	35394-00	5-9	35435-00	4-41
35238-01	5-5	35335-00	59-6	35394-01	5-9	35435-01	4-42
35240-00	5-6	35335-03	59-6	35395-00	5-26	35448-00	46-5
35240-01	5-6	35341-00	45-1	35395-01	5-26	35449-00	46-4
35241-00	5-7	35341-02	45-1	35399-00	45-7	35453-00	46-12
35241-01	5-7	35342-00	45-2	35399-08	45-7	35454-00	49-45
35249-00	4-43	35342-04	45-2	35402-00	54-21	35457-00	49-19
35249-01	4-43	35342-06	45-2	35402-04	54-57	35461-00	35-20
35262-02	22-2	35343-00	45-3	35412-00	45-8	35461-04	35-20
35270-00	22-18	35344-00	45-4	35415-00	47-12	35461-05	35-21
35273-00	47-13	35345-03	45-5	35415-05	47-16	35462-00	43-10
35281-00	22-19	35345-04	45-5	35415-06	47-17	35463-00	43-12
35282-03	22-21	35346-00	45-6	35415-07	47-18	35464-00	43-13
35282-04	22-21	35362-00	4-16	35415-08	47-12	35467-00	43-12a
35283-00	22-23	35375-00	64-44	35415-09	47-16	35467-00	43-13a
35284-03	22-24	35378-00	4-29	35415-10	47-17	35468-00	43-11a
35297-00	68-6	35378-01	4-29	35415-13	47-12	35470-00	5-27
35298-07	68-6	35379-00	43-7	35415-14	47-16	35470-01	5-27
35299-00	2-2	35380-00	5-10	35415-15	47-17	35473-00	53-15
35299-00	3-1	35380-01	5-10	35416-00	4-28	35473-01	53-15
35299-01	2-2	35381-00	5-11	35416-01	4-28	35473-02	53-15
35299-01	3-1	35381-01	5-11	35418-00	4-12	35473-03	53-15
35299-04	3-4	35382-00	5-12	35418-01	4-12	35473-10	53-15
35299-05	3-4	35382-01	5-12	35419-00	4-13	35473-11	53-15
35299-06	2-2	35383-00	5-13	35419-01	4-13	35476-00	53-16
35299-06	3-1	35383-01	5-13	35420-00	4-14	35476-01	53-16
35299-07	2-2	35384-00	5-14	35420-04	4-14	35477-00	43-11
35299-07	3-1	35384-01	5-14	35421-00	4-15	35481-00	11-53
35300-00	44-1	35385-00	5-15	35421-01	4-15	35481-01	11-53

**PIPER AIRCRAFT
PA-28-151/161 WARRIOR
AIRPLANE PARTS CATALOG**

NUMERICAL INDEX

Part Number	Figure and Index No.	Part Number	Figure and Index No.	Part Number	Figure and Index No.	Part Number	Figure and Index No.
35486-00	43-44	35594-02	2-9	35631-04	44-9	35640-22	6-13
35490-00	45-9	35594-05	2-10	35632-02	4-10	35641-00	2-14
35490-02	45-9	35603-20	4-50	35632-03	4-10	35641-01	2-14
35495-00	38-31	35603-21	4-50	35632-04	4-46	35641-06	2-14a
35495-03	38-31	35603-26	4-52	35632-05	4-46	35641-07	2-14a
35495-05	38-31	35603-27	4-52	35633-02	2-11	35641-08	2-14b
35495-07	38-31	35603-800	4-17	35633-02	52-1	35641-09	2-14b
35496-00	38-35	35603-801	4-17	35633-03	2-11	35641-10	2-14
35496-03	38-35	35611-00	53-68	35633-03	52-1	35641-11	2-14
35496-06	38-35	35615-02	3-37	35634-00	4-18	35642-00	3-4
35496-09	38-35	35615-03	3-37	35634-01	4-18	35642-01	3-4
35496-10	38-35	35615-04	3-38	35634-04	4-18	35644-04	26-1
35497-00	60-8	35615-05	3-38	35634-05	4-18	35644-05	26-1
35498-00	60-23	35616-00	4-20	35634-10	4-54	35663-02	35-23
35505-00	59-22	35616-01	4-20	35634-11	4-54	35663-05	35-23
35512-00	29-1	35617-00	4-22	35634-14	4-56	35664-02	2-47
35515-06	43-9b	35617-01	4-22	35634-15	4-56	35664-02	85-43
35526-00	85-32	35618-00	4-23	35636-00	4-48	35669-04	22-37
35526-02	85-32	35618-01	4-23	35637-00	4-21	35669-05	22-38
35527-00	4-28	35619-00	4-24	35637-01	4-21	35669-05	85-45
35528-00	4-29	35619-01	4-24	35638-00	52-7a	35669-10	85-44
35532-00	50-1	35619-04	4-24	35638-01	52-7a	35669-105	76-19
35538-00	22-4	35619-05	4-24	35640-00	2-12	35669-105	77-13
35553-00	74-21	35620-00	4-25	35640-00	6-1	35669-105	78-12
35555-00	47-2	35620-01	4-25	35640-01	2-12	35669-105	78A-4
35555-03	47-2a	35621-00	4-26	35640-01	6-1	35669-107	71-21
35555-03	47-4	35630-900	2-1	35640-02	6-2	35669-107	85-53
35555-04	47-2a	35630-901	2-1	35640-03	6-2	35669-110	75A-7
35555-04	47-4	35630-906	2-2	35640-04	6-3	35669-110	85-82
35557-00	47-3	35630-906	3-1	35640-05	6-3	35669-125	40-75
35557-04	47-3	35630-907	2-2	35640-06	6-4	35669-125	85-55
35558-00	47-3	35630-907	3-1	35640-07	6-4	35669-126	74-20
35558-03	47-3	35630-908	2-3	35640-08	6-5	35669-126	85-25
35573-00	4-18a	35630-908	3-18	35640-09	6-5	35669-130	40-76
35573-00	4-55	35630-909	2-3	35640-10	6-6	35669-130	85-56
35574-00	42-6	35630-909	3-18	35640-11	6-6	35669-132	78-11
35575-00	47-22	35630-912	2-4	35640-12	6-7	35669-132	85-36
35591-02	3-33	35630-912	4-1	35640-13	6-7	35669-14	40-58
35591-03	3-34	35630-913	4-1	35640-14	6-8	35669-14	85-47
35591-04	3-35	35630-913	2-4	35640-15	6-8	35669-143	40-29
35592-00	3-39	35630-960	2-1	35640-16	6-9	35669-143	85-2
35592-01	3-39	35630-961	2-1	35640-17	6-9	35669-154	80-6
35593-02	3-31	35630-972	2-4	35640-18	6-10	35669-154	85-57
35593-03	3-31	35630-972	4-1	35640-19	6-10	35669-16	57-40
35593-04	3-32	35630-973	4-1	35640-20	6-11	35669-16	85-79
35593-05	3-32	35631-00	44-8	35640-21	6-12	35669-163	52-17

**PIPER AIRCRAFT
PA-28-151/161 WARRIOR
AIRPLANE PARTS CATALOG**

NUMERICAL INDEX

Part Number	Figure and Index No.	Part Number	Figure and Index No.	Part Number	Figure and Index No.	Part Number	Figure and Index No.
35669-17	57-41	35935-02	65-41	37694-02	79-2	39745-10	84-17
35669-17	85-80	36505-02	59-2	37729-02	57-39	39769-02	9-24
35669-188	57-44	36505-03	59-2	37848-02	39-26	39769-04	9-24
35669-188	85-67	36511-02	59-2	37866-02	82-33	39800-02	75-12
35669-188	85-71	36511-03	59-2	37867-02	82-31	39829-02	52-2a
35669-194	37-14	36535-02	41-2	37868-03	82-32	39830-02	52-2
35669-194	85-59	36558-02	59-20	37870-02	37-13	39830-800	52-2
35669-23	30-22	36558-03	59-21	37870-03	37-13	39856-02	52-2c
35669-23	85-69	36558-06	59-19	37872-03	40-62	39872-09	Misc
35669-27	54-56	36565-02	11-59	37872-04	40-63	39875-02	9-31
35669-27	85-51	36565-03	11-58	37872-05	40-64	39876-02	9-44
35669-27	85-52	36567-03	40-27	37872-07	40-65	39877-02	40-27
35669-28	40-34	36567-05	40-27	37880-02	30-38	39899-03	64-55
35669-28	40-35b	36568-02	30-9	37880-03	30-38	41001-10	53-11
35669-28	85-5	36568-03	30-10	37881-02	30-29	42513-04	68B-1
35669-34	40-31	36572-03	16-47	37881-03	30-29	45621-01	4-26
35669-34	85-3	36588-04	35-59	37882-02	30-2	48629-00	85-33
35669-38	40-35	36589-02	35-20	37882-02	30-14	49077-00	57-16
35669-38	85-6	36590-02	16-40	37882-04	30-3	50111-00	54-15
35669-44	30-13a	36598-02	16-35	37882-04	30-15	52586-02	73-1
35669-44	85-68	36612-02	60-45	37893-02	30-5	56490-02	85-10
35680-11	40-67	36615-05	60-43	37893-06	30-6	56958-28	49-61
35680-12	40-68	36616-03	60-44	37893-07	30-7	61414-01	13-14
35680-22	40-71	36625-02	52-11	37897-02	4-16a	61715-02	55-29
35680-26	40-66	36625-03	52-11	37902-02	39-54	61879-02	43-16
35682-02	85-32	36660-02	40-20	37902-05	39-58	62002-02	18-20
35696-02	42-7	36706-02	18-15	37902-06	39-54	62002-03	18-21
35696-02	42-13	36722-04	16-57	37902-08	39-55	62002-04	18-22
35699-03	47-21	36733-02	Misc	37922-02	44-3	62021-00	3-2
35699-30	47-19	36739-02	2-14	37928-03	30-9	62021-01	3-2
35699-30	47-20	36739-03	2-14	37928-04	30-10	62033-00	52-9
35715-03	49-3	36739-04	2-14	37974-02	85-48	62049-00	3-26
35725-02	2-6	36739-05	2-14	37977-02	85-32	62049-01	3-26
35731-00	4-49	36739-18	2-14	37994-02	42-12	62060-00	52-10
35731-00	4-53	36739-19	2-14	37997-02	60-3	62060-01	52-10
35731-01	4-49	36739-28	2-14c	37997-02	62-5	62060-04	52-10
35731-01	4-53	36739-29	2-14c	38118-00	3-7	62060-04	52-10
35789-02	49-8	36739-62	2-14	38118-03	3-8	62061-02	3-12
35802-03	2-57	36739-63	2-14	38118-05	2-48	62061-04	4-19
35838-10	30-1	36805-02	47-18a	38226-00	40-17	62066-00	3-3
35840-02	68A-4	36806-02	2-14d	38905-03	64-62	62071-00	4-4
35842-05	Misc	36806-03	2-14d	38999-02	9-46	62071-01	4-4
35845-02	67-20	36850-08	43-2	38999-03	9-46	62072-00	4-5
35846-02	9-42	36934-02	65-44	39712-02	Misc	62072-01	4-5
35846-03	9-43	36938-04	38-42	39712-06	Misc	62073-02	4-3
35847-02	9-41	37693-04	79-1	39745-10	83-22	62073-03	4-3

**PIPER AIRCRAFT
PA-28-151/161 WARRIOR
AIRPLANE PARTS CATALOG**

NUMERICAL INDEX

Part Number	Figure and Index No.	Part Number	Figure and Index No.	Part Number	Figure and Index No.	Part Number	Figure and Index No.
62079-00	4-6	62328-01	7-9	62443-00	13-15	62536-04	11-38
62086-00	3-11	62330-00	7-11	62444-05	13-17	62536-05	11-38
62086-01	3-11	62330-01	7-11	62445-00	13-22	62537-00	12-3
62086-02	3-11b	62331-00	7-12	62448-02	12-15	62539-00	11-22
62086-03	3-11b	62331-01	7-12	62448-03	12-15	62540-00	11-23
62086-05	3-11a	62332-00	7-10	62451-00	13-23	62541-00	8-15
62086-06	3-11a	62332-02	7-10	62452-00	13-24	62541-01	8-15
62086-08	3-11	62336-00	7-17	62452-01	13-24	62542-00	11-48
62086-09	3-11	62336-01	7-17	62453-00	13-20	62542-01	11-48
62086-14	3-11	62343-00	85-21	62455-00	13-25	62543-00	11-4
62086-15	3-11	62355-02	68A-6	62457-00	13-26	62543-02	11-4
62087-00	3-16	62355-03	68A-7	62457-01	13-26	62544-00	11-9
62091-00	3-6	62355-11	68-5	62463-00	13-53	62544-01	11-9
62091-02	3-6	62371-08	4-47	62464-00	13-54	62546-00	11-26
62095-00	2-7	62400-02	14-7	62465-00	13-55	62549-00	8-16
62105-00	4-13b	62410-00	10-26	62471-00	13-32	62550-00	11-39
62105-02	4-13a	62410-01	10-26	62473-00	9-17	62550-01	11-39
62109-00	2-49	62411-02	12-14	62473-02	9-17	62551-00	11-17
62109-00	11-49a	62412-02	10-25	62477-00	10-29	62551-01	11-17
62121-00	2-55	62413-00	13-13	62477-01	10-29	62554-00	11-5
62129-03	4-34	62413-01	13-13	62485-00	9-18	62554-00	11-11
62129-04	4-34	62414-00	13-14	62485-01	9-18	62557-04	38-50
62129-07	4-35	62419-11	10-60	62492-00	10-38	62558-00	11-10
62129-08	4-35	62420-08	10-24	62493-00	10-39	62558-01	11-10
62130-03	3-4	62420-10	10-24	62494-02	10-10	62563-01	12-16
62130-04	3-4	62420-11	8-26	62495-02	10-11	62563-02	12-16
62179-00	47-8	62420-23	10-24	62499-02	9-20	62571-00	10-58
62180-00	47-9	62420-24	10-24	62501-00	10-43	62581-00	11-43
62226-00	68-1	62420-25	10-24	62505-00	10-32	62581-01	11-43
62226-00	68A-1	62420-26	10-24	62507-00	8-28	62582-00	11-18
62227-00	68-2	62421-00	11-40	62509-02	10-31	62601-03	11-30
62227-00	68A-2	62421-01	11-40	62509-03	10-31	62603-00	11-33
62230-00	44-3	62423-00	10-33	62509-04	10-31	62603-01	11-33
62232-00	44-4	62425-00	9-15	62511-02	10-9	62618-00	12-10
62268-00	11-12	62425-01	9-15	62518-14	10-17	62618-01	12-10
62268-02	11-12	62426-05	10-6	62518-15	10-17	62619-00	12-9
62279-00	67-4	62426-06	10-6	62518-17	10-16	62620-00	11-35
62305-00	50-12	62427-00	10-7	62522-00	2-23	62630-00	13-12
62305-00	51-4	62427-02	10-7	62525-00	11-16	62632-00	10-66
62320-00	7-13	62428-00	11-24	62525-01	11-16	62633-00	10-67
62324-00	7-5	62428-01	11-24	62528-00	11-7	62634-00	10-57
62324-01	7-5	62429-00	10-8	62528-01	11-7	62635-00	10-56
62327-00	7-7	62430-00	10-27	62529-00	12-9	62636-00	10-55
62328-00	7-8	62438-00	9-3	62531-00	12-6	62637-00	10-54
62328-00	7-9	62441-00	11-15	62531-00	12-7	62639-00	10-49
62328-01	7-8	62441-01	11-15	62534-00	12-4	62639-01	10-49

**PIPER AIRCRAFT
PA-28-151/161 WARRIOR
AIRPLANE PARTS CATALOG**

NUMERICAL INDEX

Part Number	Figure and Index No.	Part Number	Figure and Index No.	Part Number	Figure and Index No.	Part Number	Figure and Index No.
62644-00	10-53	62712-03	53-30	62833-104	59-41	63036-03	16-42
62645-04	13-37	62712-04	57-11	62833-105	16-27	63036-04	16-42
62653-06	9-21	62713-02	54-32	62833-107	16-34	63037-00	10-23
62654-00	38-36	62713-03	53-31	62833-107	16-46	63038-02	10-12
62656-00	10-42	62714-02	55-27	62833-127	56-4	63039-00	15-38
62660-07	12-3	62714-03	53-33	62833-144	56-4	63039-00	15-40
62660-08	12-4	62714-04	55-28	62833-17	58-11	63039-00	16-48
62660-09	12-6	62715-02	53-34	62833-18	55-23	63039-04	48-8
62660-11	12-7	62716-07	57-17	62833-21	15-55	63042-02	15-33
62664-00	11-60	62725-00	54-2	62833-21	16-49	63042-03	16-41
62665-02	13-8	62727-00	54-35	62833-27	26-3	63045-00	15-34
62674-01	9-22	62727-01	54-35	62833-37	55-57	63045-00	16-39
62674-03	9-22	62733-00	54-12	62833-39	15-71	63070-05	17-22
62677-00	10-51	62736-00	54-14	62833-39	16-59	63070-07	17-25
62695-04	12-13	62740-00	54-7	62833-46	48-14	63070-11	17-22
62697-00	10-45	62743-02	53-25	62833-74	70-25	63070-41	17-2
62697-02	10-45	62743-02	54-13	62833-78	38-28	63070-42	17-1
62701-08	53-6	62743-03	53-26	62833-78	39-15	63070-43	17-21
62701-100	53-5	62743-04	53-27	62833-82	61-10	63070-44	17-21
62701-101	54-28	62743-05	53-28	62833-83	61-25	63070-45	17-2
62701-104	55-2	62743-06	53-29	62833-85	57-32	63070-46	17-1
62701-111	72-7	62743-08	55-37	62833-86	57-32	63071-02	17-26
62701-113	53-7	62746-00	53-21	62834-02	57-18	63071-12	17-29
62701-114	53-8	62753-00	13-18	62838-00	56-10	63071-18	17-30
62701-12	53-9	62762-00	53-22	62839-00	57-13	63078-06	13-58
62701-122	53-2	62763-00	11-46	62840-02	57-29	63142-02	35-37
62701-123	53-3	62764-00	54-22	62840-03	57-30	63142-39	35-38
62701-124	53-4	62764-02	54-24	62845-02	57-12	63142-47	35-39
62701-13	53-10	62768-00	53-23	62856-00	54-34	63142-48	35-40
62701-47	55-1	62769-00	53-24	62856-01	54-34	63142-51	35-40
62701-99	53-1	62778-00	57-14	62858-02	57-28	63142-55	35-39a
62703-03	57-6	62782-00	57-24	62858-03	54-26	63142-56	35-37
62703-33	57-7	62784-00	57-25	62858-04	54-27	63144-00	35-8
62705-00	54-1	62789-02	54-3	62859-00	12-18	63149-16	17-20
62706-06	54-5	62817-00	13-19	62867-02	33-7	63149-17	17-20
62709-00	55-10	62820-00	54-29	62875-00	11-36	63149-20	17-20
62710-02	53-40	62821-00	54-30	62924-02	52-16	63149-21	17-20
62710-03	53-41	62829-03	56-2	62969-00	59-28	63149-24	17-20
62710-03	55-42	62831-00	56-5	62980-00	43-22	63149-25	17-20
62711-02	53-12	62832-00	56-6	62980-04	43-22	63160-02	37-9
62711-02	54-31	62833-06	16-38	62980-05	43-22	63185-06	37-11
62711-03	53-13	62833-07	30-35	62980-06	43-22	63186-02	18-18
62711-03	55-39	62833-101	22-27	63012-00	15-50	63186-04	31-2
62711-04	13-7	62833-101	22-28	63020-02	15-72	63186-12	79-7
62711-04	55-40	62833-101	63-28	63020-02	16-60	63186-21	18-19
62712-02	54-33	62833-101	63-29	63036-00	15-30	63186-33	31-5

**PIPER AIRCRAFT
PA-28-151/161 WARRIOR
AIRPLANE PARTS CATALOG**

NUMERICAL INDEX

Part Number	Figure and Index No.	Part Number	Figure and Index No.	Part Number	Figure and Index No.	Part Number	Figure and Index No.
63207-00	42-18	63420-08	58-2	63566-03	19-17	63806-00	49-20
63211-00	80-2	63423-04	9-6	63566-03	19-18	63807-00	49-21
63243-02	44-11	63436-00	9-4	63567-03	19-19	63824-06	49-22
63264-00	18-39	63436-01	9-4	63569-00	19-14	63825-06	49-23
63287-00	11-63	63451-00	38-14	63570-00	19-15	63837-00	49-24
63288-00	11-61	63455-00	58-13	63571-00	19-16	63838-00	49-25
63292-02	10-34	63456-00	58-9	63572-00	19-9	63862-31	43-43
63293-02	37-12	63458-04	58-4	63573-00	19-4	63882-08	53-35
63307-00	26-7	63459-19	58-1	63573-01	19-4	63882-09	55-38
63308-00	26-28	63464-00	33-8	63575-00	19-5	63882-31	59-29
63310-00	26-19	63466-00	32-21	63575-01	19-5	63882-68	53-35
63311-00	26-17	63468-00	33-9	63584-10	18-14	63882-94	59-9
63311-03	16-17a	63469-00	33-10	63585-00	18-4	63897-03	61-26
63312-00	26-22	63469-01	33-11	63585-01	18-4	63897-03	64-27
63312-02	26-23	63470-00	33-12	63586-00	18-5	63897-06	70-37
63314-00	26-8	63478-00	33-15	63586-04	18-5	63900-108	30-26
63315-00	26-18	63479-00	49-5	63587-00	18-6	63900-119	48-37
63325-00	32-20	63484-00	26-43	63587-01	18-6	63900-119	53-38
63332-03	26-40	63485-00	33-6	63588-00	18-7	63900-124	55-36
63332-05	26-41	63485-01	33-6	63595-00	2-56	63900-131	32-32
63338-00	31-1	63501-03	20-5	63605-00	45-10	63900-138	22-7
63341-00	31-6	63502-00	20-6	63633-100	62-29	63900-174	54-52
63342-00	31-8	63504-00	20-10	63633-107	59-12	63900-14	45-13
63354-00	9-37	63506-00	20-9	63633-126	60-12	63900-145	38-46
63355-09	32-19	63509-00	20-12	63633-127	60-13	63900-145	41-10
63356-00	32-27	63510-00	20-14	63633-131	60-14	63900-145	41A-28
63357-00	32-28	63513-00	20-2	63633-135	84-12	63900-146	38-45
63370-04	26-39	63515-00	20-13	63633-136	84-2	63900-149	38-48
63370-04	26-39	63520-00	70-35	63633-15	59-7	63900-19	2-22
63370-04	29-8	63530-00	55-25	63633-15	59-7	63900-20	2-23
63370-05	29-8	63531-00	70-34	63633-152	60-14	63900-25	42-31
63383-00	23-8	63543-00	21-5	63633-169	84-5	63900-28	35-50
63391-02	54-11	63544-00	21-4	63633-184	60-42	63900-30	3-15
63391-03	54-10	63545-00	21-3	63633-186	84-6	63900-31	53-36
63392-00	19-2	63546-00	21-6	63633-194	59-10	63900-37	53-37
63392-01	19-2	63550-00	21-10	63633-195	59-8	63900-38	54-36
63393-00	19-3	63560-02	18-8	63633-56	59-9	63900-39	54-37
63393-01	19-3	63560-02	19-23	63633-60	59-10	63900-41	22-6
63395-00	21-9	63560-03	19-24	63633-89	59-11	63900-41	22-42
63396-02	21-2	63561-05	19-12	63656-02	22-22	63900-46	10-71
63398-00	20-4	63562-00	19-13	63714-02	53-32	63900-47	10-70
63398-01	20-4	63563-00	19-20	63744-09	17-10	63900-48	10-69
63404-00	57-15	63564-00	19-21	63779-00	54-17	63900-50	15-35
63408-00	40-49	63565-02	19-22	63781-07	54-9	63900-50	16-43
63408-00	85-1	63566-02	19-17	63782-04	54-8	63900-55	55-30
63419-00	58-3	63566-02	19-18	63782-03	54-18	63900-56	55-31

**PIPER AIRCRAFT
PA-28-151/161 WARRIOR
AIRPLANE PARTS CATALOG**

NUMERICAL INDEX

Part Number	Figure and Index No.	Part Number	Figure and Index No.	Part Number	Figure and Index No.	Part Number	Figure and Index No.
63900-59	13-10	63913-199	62-30	65134-06	9-32	65556-02	8-17
63900-59	55-32	63913-37	80-5	65146-00	16-20	65570-00	10-35
63900-60	13-9	63913-42	43-18	65165-87	63-26	65570-01	10-35
63900-60	55-33	63913-44	41-13	65192-09	82-9	65572-00	10-28
63900-61	55-34	63913-44	41A-26	65199-00	70-35	65572-01	10-28
63900-64	9-34	63913-47	41-14	65199-04	70-38	65586-04	7-14
63900-66	72-5	63913-47	41A-15	65199-05	70-35	65586-05	7-14
63900-67	72-12	63913-49	41-15	65203-02	29-5	65587-00	7-15
63901-07	49-15	63913-64	41-16	65203-03	29-5	65588-00	7-3
63901-09	32-24	63913-81	41-12	65219-00	35-47	65589-00	7-4
63901-09	33-2	63913-81	41A-10	65219-00	85-13	65590-01	2-13
63901-15	50-7	63914-07	32-29	65244-00	55-21	65590-01	7-1
63901-17	26-38	63915-05	64-47	65245-00	55-26	65591-00	2-13
63901-21	33-3	63915-06	32-33	65246-00	55-12	65591-00	7-1
63901-22	33-4	63915-14	49-30	65248-00	55-17	65592-00	7-2
63901-27	43-17	63915-17	22-26	65249-02	55-13	65592-01	7-2
63901-34	46-3	63915-18	49-31	65250-02	55-6	65593-01	7-16
63901-46	50-9	63927-00	9-33	65251-00	55-22	65594-01	7-15
63901-49	46-2	63933-00	30-37	65252-00	55-14	65596-01	7-18
63901-57	49-16	63933-00	31-7	65253-00	55-15	65611-06	8-36
63901-71	50-9	63933-00	85-16	65254-00	55-47	65611-07	8-36
63901-74	49-17	63942-00	2-50	65269-02	35-42	65632-03	55-5
63901-75	50-6	63942-01	2-50	65269-02	82-34	65633-00	55-4
63901-75	50-8	63954-00	52-7	65276-02	23-4	65635-00	55-7
63901-77	49-14	63977-00	67-21	65280-00	23-12	65636-00	11-44
63901-81	49-68	65003-03	11-51	65318-00	59-16	65639-00	55-9
63904-06	67-6	65003-03	58-12	65319-04	26-6	65640-00	13-6
63904-105	67-22	65003-04	53-39	65332-00	29-2	65654-06	54-6
63904-106	67-23	65003-06	55-35	65341-00	21-8	65672-05	35-27
63904-107	67-24	65003-10	17-11	65342-02	18-3	65674-05	35-6
63904-112	60-48	65003-56	63-6	65342-02	21-1	65674-07	35-6
63904-29	41-16	65003-57	53-39	65345-03	18-13	65674-09	35-6
63904-29	41A-9	65007-04	23-11	65372-00	64-6	65674-11	35-6
63904-64	67-7	65034-00	20-11	65383-00	12-11	65674-13	35-6
63904-72	61-20	65034-01	20-11	65384-00	8-38	65674-15	35-6
63904-80	61-23	65050-00	11-50	65429-02	49-55	65688-00	31-3
63904-89	60-31	65050-00	58-10	65430-03	26-13	65688-01	31-3
63913-07	41-11	65066-00	38-35a	65431-00	8-39	65688-02	31-4
63913-07	41A-14	65066-08	38-35a	65432-00	23-6a	65688-03	31-4
63913-07	41A-25	65114-00	13-36	65440-07	14-3	65690-00	4-16b
63913-10	32-25	65116-00	10-36	65440-801	14-3	65690-01	4-16b
63913-106	42-17	65117-00	10-36	65494-00	13-59	65700-07	38-31a
63913-122	42-4	65134-02	9-26	65496-02	35-26	65700-08	38-31a
63913-123	42-3	65134-03	9-27	65530-00	14-8	65727-00	15-68
63913-193	52-12	65134-04	9-28	65530-00	85-11	65727-00	16-55
63913-194	52-13	65134-05	9-32	65556-00	8-17	65735-12	35-28

**PIPER AIRCRAFT
PA-28-151/161 WARRIOR
AIRPLANE PARTS CATALOG**

NUMERICAL INDEX

Part Number	Figure and Index No.	Part Number	Figure and Index No.	Part Number	Figure and Index No.	Part Number	Figure and Index No.
65735-13	35-32	66598-00	4-31	66796-00	12-2	67135-03	32-30
65735-18	35-28	66598-01	4-31	66798-00	73-9	67137-00	9-36
65735-19	35-32	66599-00	4-32	66802-06	37-8	67138-03	9-38
65741-00	17-8	66599-01	4-32	66802-07	37-8	67139-00	9-39
65742-00	17-7	66609-00	8-20	66802-08	37-8	67168-00	30-24
65773-00	2-20	66614-00	53-20	66802-09	37-8	67193-07	57-27
65782-00	17-9	66616-00	67-25	66802-10	37-8	67206-02	48-25
65784-00	72-18	66620-00	3-17a	66804-00	35-18	67212-00	48-3
65797-07	42-1	66621-00	3-17	66805-00	35-19	67214-00	48-4
65798-03	17-4	66623-00	3-13	66815-00	52-2a	67215-03	48-7
65798-04	17-4	66623-01	3-13	66817-00	52-2	67216-00	48-7
65821-02	72-1	66641-00	15-24	66820-00	26-42	67218-02	48-9
65821-05	72-1	66654-00	15-16	66821-04	29-6	67218-02	48-10
65826-05	17-3	66661-00	58-5	66821-04	30-23	67221-00	48-12
65826-06	17-3	66679-00	8-11	66821-05	30-23	67223-00	48-2
65836-00	56-3	66695-00	40-72	66822-09	18-9	67225-00	48-26
65837-02	56-1	66696-00	40-12	66822-10	18-10	67228-04	40-30
65846-00	35-4	66703-12	43-1	66835-00	48-23	67229-06	40-33
65846-00	85-60	66703-13	43-1	66837-00	82-21	67232-12	35-3
65850-00	48-1	66703-14	43-1	66837-00	85-27	67232-13	35-3
65863-00	40-29a	66710-16	35-14	66843-02	23-14	67232-15	35-3
65863-00	85-9	66710-17	15-7	66864-02	20-3	67232-21	35-3
65865-00	35-33	66710-17	16-3	66894-03	44-6	67232-22	35-3
65866-00	35-23	66710-26	15-8a	66913-03	15-3	67232-25	35-3
65866-00	35-23	66710-26	35-15a	66914-02	15-4	67232-40	35-3
65867-00	35-34	66710-44	15-8a	66918-13	40-36	67232-47	35-4
65869-00	35-49	66710-44	16-5	66918-16	40-36	67241-00	40-34
65870-00	35-35	66710-44	35-15a	66918-20	40-36	67241-00	40-35b
65871-00	35-36	66713-00	65-7	66955-00	13-21	67241-00	85-5
65889-00	47-15	66750-00	22-17	66964-00	20-2	67249-00	13-16
65895-00	17-6	66761-02	3-14	66965-00	8-20	67258-00	9-30
65896-00	17-5	66761-03	3-14	66968-00	10-14	67259-02	9-29
65896-02	17-5	66762-00	4-9	66968-01	10-14	67259-12	9-29
65898-00	4-36	66768-00	49-36	66969-02	10-14	67262-02	10-30
65898-01	4-36	66769-00	13-34	66969-03	10-14	67262-03	10-30
65898-04	4-38	66773-00	48-8	66970-03	65-17	67266-02	9-5
65898-07	4-40	66774-00	48-11	66970-03	85-23	67267-00	10-59
65899-00	7-6	66787-00	35-57	66972-00	20-8	67267-01	10-59
66219-00	49-35	66787-00	85-38	66975-03	18-2	67286-00	11-25
66541-00	9-24	66789-00	43-25	66975-03	20-1	67291-00	10-50
66546-00	57-33	66789-00	49-29	66975-04	18-2	67291-01	10-50
66547-00	47-5	66789-00	64-50	66975-04	20-1	67325-03	35-9
66580-02	64-45	66789-00	68A-13	66980-00	59-3	67330-07	35-2
66580-02	67-11	66793-18	14-1	66980-00	59-25	67330-10	35-2
66597-00	4-30	66795-00	12-5	67120-17	9-7	67330-12	35-2
66597-01	4-30	66795-02	12-5	67125-00	9-13	67366-00	13-52

**PIPER AIRCRAFT
PA-28-151/161 WARRIOR
AIRPLANE PARTS CATALOG**

NUMERICAL INDEX

Part Number	Figure and Index No.	Part Number	Figure and Index No.	Part Number	Figure and Index No.	Part Number	Figure and Index No.
67367-00	13-51	67700-63	50-14	67904-11	37-5	68272-04	9-10
67404-02	64-3	67700-64	50-15	67905-02	37-2	68273-02	9-11
67404-03	64-4	67700-65	42-19	67905-03	37-2	68414-03	55-3
67409-03	65-16	67700-66	42-20	67905-04	37-2	68416-02	35-29
67422-12	65-31	67700-67	42-21	67905-05	37-2	68416-03	35-29
67422-13	65-32	67700-69	42-23	67905-06	37-2	68426-00	18-1
67422-14	65-33	67700-70	42-24	67906-02	37-3	68426-00	19-1
67431-00	40-22	67700-71	42-25	67906-03	37-3	68427-00	19-10
67432-04	40-74	67700-72	42-26	67906-04	37-3	68428-00	19-11
67436-04	65-13	67700-73	42-27	67906-05	37-3	68429-00	19-6
67436-05	65-14	67700-74	42-28	67906-06	37-3	68429-01	19-6
67437-00	65-19	67700-77	50-10	67958-03	38-5a	68430-00	19-7
67462-06	40-10	67700-78	50-11	67958-03	39-9	68430-01	19-7
67463-00	57-5	67700-79	50-13	67958-05	38-5a	68431-00	19-8
67466-00	40-70	67700-80	42-29	67958-05	39-9	68431-01	19-8
67471-00	82-20	67700-85	43-36	67968-12	36-1	68467-00	32-23
67471-00	82-35	67700-86	43-37	67968-13	36-1	68472-00	55-8
67471-00	85-26	67700-86	43-51	67968-14	36-2	68488-02	55-24
67471-00	85-46	67700-91	50-10	67968-15	36-2	68491-00	55-18
67487-04	68B-14	67700-92	50-11	67968-16	36-3	68539-00	8-18
67490-02	40-46	67705-00	59-24	67968-17	36-3	68540-00	8-19
67490-02	72-11	67723-00	2-21	67968-18	36-4	68540-01	8-19
67491-00	57-3	67723-01	2-21	67968-19	36-4	68555-05	15-53
67491-03	57-48	67757-00	38-32	67969-02	36-6	68555-05	16-54
67493-00	74-15	67768-00	40-45	67969-03	36-8	68555-05	85-12
67494-00	74-16	67768-00	85-8	67969-04	36-7	68556-00	35-30
67494-01	74-16	67768-02	85-8	67969-15	36-5	68556-01	35-30
67556-02	17-23	67785-17	35-1	67984-03	57-37	68557-00	57-26
67556-04	17-23	67786-00	35-58	68022-14	38-40	68584-00	8-23a
67570-00	53-69	67786-00	85-39	68101-02	52-18	68584-00	35-31
67661-00	50-2	67880-02	26-39	68111-00	3-10	68674-00	72-6
67661-00	51-2	67880-03	26-39	68113-200	3-9	68676-00	72-4
67700-150	80-4	67903-02	37-7	68113-201	3-9	68699-11	48-13
67700-172	42-22	67903-04	37-7	68119-00	3-20	68770-03	64-49
67700-183	42-38	67903-06	37-7	68179-00	15-31	68770-04	68A-14
67700-184	42-39	67903-08	37-7	68179-00	16-44	68770-08	41B-14
67700-25	51-5	67903-10	37-7	68179-02	15-32	68770-14	59-30
67700-300	42-48	67904-02	37-5	68179-02	16-45	68770-18	43-26
67700-301	42-47	67904-03	37-5	68179-07	16-44	68771-03	64-46
67700-396	49-26	67904-04	37-5	68179-08	16-45	68771-04	68A-15
67700-403	42-40	67904-05	37-5	68180-00	15-29	68771-06	43-27
67700-42	43-21	67904-06	37-5	68188-00	15-11	68771-06	49-33
67700-55	49-26	67904-07	37-5	68198-00	68-7	68771-10	41B-13
67700-56	51-6	67904-08	37-5	68198-00	68A-9	68771-18	49-34
67700-57	51-7	67904-09	37-5	68272-02	9-8	68778-00	43-24
67700-58	32-22	67904-10	37-5	68272-03	9-9	68804-03	64-30

**PIPER AIRCRAFT
PA-28-151/161 WARRIOR
AIRPLANE PARTS CATALOG**

NUMERICAL INDEX

Part Number	Figure and Index No.	Part Number	Figure and Index No.	Part Number	Figure and Index No.	Part Number	Figure and Index No.
68804-04	64-30	69669-118	16-64	69669-36	40-32	70371-03	59-31
68804-05	64-30	69669-118	85-40	69669-36	85-4	70371-05	48-35
68817-50	8-29	69669-128	40-31	69669-37	40-29	70371-06	48-28
69015-04	49-18	69669-128	85-3	69669-37	85-2	72091-00	52-5
69041-07	42-1	69669-13	38-4	69669-39	40-29b	72091-00	52-5a
69042-00	42-43	69669-13	39-6	69669-39	85-35	73290-02	68B-6
69042-02	42-43	69669-13	85-14	69669-64	52-17	73451-07	43-28
69169-00	40-69	69669-134	35-48	69669-64	85-34	73508-02	68B-5
69219-00	17-42	69669-134	85-29	69669-66	76-12	73733-135	84-14
69224-00	15-12	69669-14	38-4	69669-66	77-8	73909-00	11-47
69229-00	59-18	69669-14	39-6	69669-66	85-36	73989-03	67-36
69273-00	59-23	69669-14	85-14	69669-76	35-48	73989-04	67-37
69275-00	59-33	69669-143	35-48	69669-76	85-29	74075-02	68B-7
69278-00	59-17	69669-143	85-29	69669-77	60-28	74075-03	68B-7
69279-00	59-26	69669-15	76-12	69669-77	85-37	74989-05	67-15
69301-00	43-23	69669-15	85-36	69669-78	40-31	75619-09	65-27
69318-00	56-12	69669-16	65-4	69669-78	85-3	76112-04	11-2
69325-122	64-58	69669-16	85-19	69669-90	65-5	76112-05	11-6
69325-200	64-58	69669-162	40-29	69669-90	85-20	76112-06	11-6
69403-03	35-24	69669-162	85-2	69669-95	79-9	76114-00	11-3
69486-00	30-25	69669-163	85-34	69669-95	85-74	76115-00	11-8
69509-00	74-20	69669-17	65-18	69669-96	79-10	76115-01	11-8
69509-00	85-25	69669-17	85-24	69669-96	85-75	76119-00	11-31
69544-00	40-38	69669-171	14-8	69669-97	79-8	76119-01	11-31
69544-00	40-38a	69669-171	85-11	69669-97	85-73	76120-00	11-19
69544-00	85-7	69669-173	68-3	69669-205	68B-9	76120-01	11-19
69571-02	40-40	69669-173	68A-8	69736-02	2-18	76121-00	11-62
69571-03	40-40	69669-173	85-21	69738-00	10-18	76123-04	11-54
69571-04	40-40	69669-175	71-22	69740-00	10-21	76123-05	11-54
69571-05	40-40	69669-175	85-54	69740-02	10-21	76126-00	11-14
69571-06	40-40	69669-180	52-17	69785-01	52-8	76129-06	59-4
69571-07	40-40	69669-180	85-34	69885-00	60-36	76129-07	59-4
69624-02	18-17	69669-20	64-38	69885-02	60-37	76130-08	8-35
69666-00	70-40	69669-20	85-17	69885-03	60-38	76130-12	10-2
69668-00	70-41	69669-24	65-5	69891-02	10-24	76130-13	10-4
69668-00	85-81	69669-24	85-20	69891-03	10-24	76130-14	10-3
69669-107	76-15	69669-25	40-35	69891-04	10-24	76130-15	8-33
69669-107	85-36	69669-25	85-6	69891-05	10-24	76130-15	10-1
69669-108	40-31	69669-27	22-5	69891-10	10-24	76131-00	10-13
69669-108	85-3	69669-27	85-15	69891-11	10-24	76131-02	10-13
69669-109	40-31	69669-30	40-31	69891-12	10-24	76131-03	10-13
69669-109	85-3	69669-30	85-3	69891-13	10-24	76131-04	10-13
69669-115	42-50	69669-31	40-29	69989-11	60-16	76132-00	10-5
69669-115	85-28	69669-31	85-2	70271-03	60-41	76132-03	10-5
69669-117	16-63	69669-32	35-48	70371-02	59-32	76136-00	9-19
69669-117	85-41	69669-32	85-29	70371-02	60-40	76137-02	9-25

**PIPER AIRCRAFT
PA-28-151/161 WARRIOR
AIRPLANE PARTS CATALOG**

NUMERICAL INDEX

Part Number	Figure and Index No.	Part Number	Figure and Index No.	Part Number	Figure and Index No.	Part Number	Figure and Index No.
76138-00	10-44	76199-02	37-4	76274-00	17-36	76445-00	39-53
76139-00	10-37	76199-03	37-4	76275-00	17-13	76462-00	35-10
76139-02	10-40	76199-04	37-4	76275-02	17-13	76467-00	10-37
76143-00	17-27	76199-05	37-4	76275-03	17-13	76467-02	10-39
76145-00	15-2	76199-06	37-4	76275-04	17-13	76467-03	10-38
76150-02	15-6	76199-07	37-4	76276-00	17-13	76467-04	10-43
76150-04	15-6	76199-08	37-4	76276-02	17-13	76468-00	10-16
76158-00	15-42	76199-09	37-4	76276-03	17-13	76468-02	10-17
76158-02	15-42	76199-10	37-4	76276-04	17-13	76468-03	10-17
76158-03	15-42	76199-11	37-4	76277-00	17-14	76469-00	8-1
76159-00	15-42	76205-00	40-39	76277-02	17-14	76469-02	8-1
76160-02	37-6	76205-05	40-39	76277-03	17-14	76469-04	8-1
76160-03	37-6	76218-00	11-32	76277-04	17-14	76469-904	8-2
76160-04	37-6	76218-01	11-32	76278-00	17-14	76469-904	13-1
76160-05	37-6	76219-00	59-1	76278-02	17-14	76469-907	8-21
76160-06	37-6	76219-01	59-1	76278-03	17-14	76469-907	11-49
76161-02	37-1	76221-00	35-43	76278-04	17-14	76469-907	12-1
76161-03	37-1	76221-00	35-43	76279-00	10-65	76469-946	11-2
76161-04	37-1	76222-00	40-29a	76297-00	8-27	76469-947	11-6
76161-05	37-1	76222-00	85-9	76297-01	8-27	76469-948	11-6
76161-06	37-1	76239-00	10-19	76299-05	8-24	76474-00	8-5
76161-07	37-1	76239-03	10-41	76299-06	8-30	76474-900	8-5
76161-08	37-1	76254-05	8-1	76299-06	9-1	76475-00	8-4
76161-09	37-1	76254-06	8-7	76299-11	8-30	76475-900	8-4
76161-10	37-1	76254-11	8-7	76299-11	9-1	76476-00	8-8
76161-11	37-1	76254-12	8-1	76299-12	8-24	76476-01	8-9
76161-15	37-1	76255-00	8-26	76307-00	60-6	76476-900	8-8
76161-16	37-1	76256-00	8-34	76307-04	60-6	76476-901	8-9
76169-02	39-31	76257-00	8-34	76307-07	60-6	76489-02	9-16
76172-00	38-16	76259-00	10-68	76309-00	60-27	76490-02	11-20
76172-03	39-19	76261-00	10-63	76309-00	62-25	76490-03	11-20
76173-00	38-8a	76261-01	10-63	76309-02	62-25	76496-12	62-17
76173-01	38-8a	76262-00	10-64	76311-00	40-33	76496-13	62-17
76175-00	38-9	76264-00	17-30	76311-03	40-33	76497-02	13-44
76175-00	39-18	76265-00	17-31	76341-00	39-14	78033-00	26-4
76175-03	38-9	76266-00	17-31	76341-01	39-14	78041-00	38-3
76176-00	39-30	76267-00	17-33	76342-00	39-22	78041-00	38-7
76178-00	38-23	76267-01	17-33	76343-00	39-23	78041-00	39-5
76178-00	38-24	76268-00	17-32	76345-00	39-26	78041-00	39-56
76178-00	39-52	76269-00	17-32	76347-00	39-20	78041-08	38-3
76187-00	39-51	76270-00	17-34	76349-00	39-21	78041-08	39-5
76189-03	38-24a	76270-01	17-34	76351-02	39-24	78041-09	38-3
76191-00	35-25	76271-00	17-35	76351-03	39-25	78041-09	38-7
76191-02	35-25	76272-00	17-37	76365-00	10-20	78041-09	39-5
76192-00	38-25	76272-01	17-37	76435-00	15-6	78041-09	39-56
76197-00	17-28	76273-00	17-36	76435-02	15-6	78044-00	38-43

**PIPER AIRCRAFT
PA-28-151/161 WARRIOR
AIRPLANE PARTS CATALOG**

NUMERICAL INDEX

Part Number	Figure and Index No.	Part Number	Figure and Index No.	Part Number	Figure and Index No.	Part Number	Figure and Index No.
78054-02	35-5	79171-29	17-18	79282-00	60-18	79337-54	39-2
78054-08	35-5	79171-30	17-18	79284-00	60-19	79337-55	38-2
78057-00	17-44	79171-31	17-16	79285-00	60-20	79337-55	39-2
78086-00	17-38	79171-32	17-17	79286-00	60-21	79337-58	38-1
78112-03	8-31	79174-00	2-16	79290-00	60-32	79337-59	38-2
78112-05	8-31	79174-04	2-17	79290-00	60-49	79337-59	39-2
78113-00	42-44	79205-00	65-6	79292-00	60-22	79337-60	38-8
78123-00	10-72	79207-00	38-15a	79293-04	60-54	79337-61	38-1
78140-169	64-57	79207-00	39-50	79296-12	10-24	79337-62	38-2
78140-33	67-15	79209-02	15-1	79296-13	10-24	79337-62	39-2
78140-39	67-16	79209-10	15-9	79296-16	17-1	79337-63	38-8
78140-41	64-57	79209-14	15-1	79296-17	17-2	79337-64	38-1
78376-00	60-16	79228-00	38-6	79296-18	17-1	79337-65	38-8
78483-00	70-32	79228-00	39-7	79296-19	17-2	79337-66	38-2
78738-02	26-2	79229-00	39-27	79296-24	10-24	79337-66	39-2
78738-03	26-2	79230-00	38-18	79296-25	10-24	79337-67	38-1
78747-02	85-48	79230-00	38-18	79296-26	10-24	79337-68	38-8
79033-00	76-11	79230-00	39-28	79296-27	10-24	79337-69	38-2
79035-00	60-25	79234-00	10-22	79298-00	60-17	79337-69	39-2
79038-00	43-38	79235-00	38-27	79299-00	38-26	79363-00	40-14
79044-06	40-27	79235-00	39-29	79303-00	60-24	79364-00	40-14
79071-00	23-9	79236-05	37-2	79314-00	40-50	79367-00	40-15
79072-00	23-10	79236-10	37-1	79314-02	40-50	79370-00	40-16
79112-00	40-35a	79236-11	37-1	79315-00	85-49	79381-00	40-18
79112-00	85-70	79238-00	70-32	79319-00	11-13	79399-00	41A-2
79112-02	40-35a	79251-00	38-22	79322-06	38-24a	79404-00	35-56
79112-02	85-70	79251-00	39-32	79329-02	9-7	79405-00	84-1
79124-00	40-43	79252-00	38-12	79329-07	9-7	79412-12	64-53
79125-00	40-44	79252-00	39-33	79332-00	9-47	79414-00	64-54
79125-01	40-44	79258-00	11-64	79333-00	65-30	79424-00	9-47
79152-00	82-15	79258-01	11-64	79333-801	65-30	79427-02	8-40
79152-02	82-15	79264-00	60-11	79337-16	38-2	79430-00	33-14
79154-00	17-40	79266-00	60-1a	79337-16	39-2	79434-00	15-15
79155-00	17-40	79266-02	60-1a	79337-17	38-2	79442-00	38-20
79160-00	82-4	79267-00	13-35	79337-17	39-2	79442-00	39-38
79161-00	10-15	79268-00	20-15	79337-18	38-42	79445-00	35-21a
79171-02	17-15	79270-00	60-15	79337-21	38-1	79452-00	14-4
79171-08	17-16	79271-00	60-16	79337-22	38-1	79455-00	35-41
79171-09	17-18	79275-00	57-2	79337-23	38-8	79456-00	35-55
79171-10	17-18	79275-00	85-31	79337-24	38-8	79463-00	76-16
79171-11	17-16	79276-00	57-1	79337-41	38-42	79463-00	78-8
79171-12	17-17	79276-872	57-1	79337-50	38-1	79463-02	77-7
79171-13	17-15	79277-00	18-40	79337-51	38-1	79468-00	9-24
79171-14	17-17	79277-01	18-40	79337-52	38-8	79469-00	47-11a
79171-22	17-15	79280-00	60-17	79337-53	38-8	79475-07	16-11
79171-28	17-16	79281-00	60-18	79337-54	38-2	79475-08	16-12

**PIPER AIRCRAFT
PA-28-151/161 WARRIOR
AIRPLANE PARTS CATALOG**

NUMERICAL INDEX

Part Number	Figure and Index No.	Part Number	Figure and Index No.	Part Number	Figure and Index No.	Part Number	Figure and Index No.
79475-16	16-10	79563-901	8-36	79653-208	64-57	81342-56	67-31
79475-20	16-9	79563-905	8-36	79653-97	67-16	82227-02	11-65
79475-22	16-13	79567-03	9-31	79655-02	9-24	82695-24	41B-17
79475-34	16-37	79569-00	8-32	79688-00	85-42	82695-89	39-54
79475-58	16-9	79569-901	8-32	79739-02	9-15	82732-76	54-38
79475-59	16-9	79572-00	17-12a	79739-03	9-15	82732-76	57-34
79475-60	16-9	79573-02	8-25	79762-02	77-5	83330-02	9-45
79487-00	84-4	79573-901	8-25	79784-02	35-23	83710-02	27-1
79515-04	16-18	79576-901	8-35	79795-05	9-27	84013-26	41A-19
79515-06	16-19	79577-00	8-3	79795-06	9-26	84013-28	41A-20
79515-07	16-22	79577-900	8-3	79795-07	9-28	84013-81	41B-20
79515-09	16-23	79578-00	8-12	79803-138	8-33	84013-82	41B-7
79515-13	16-16	79578-900	8-12	79803-138	10-1	84013-83	41B-9
79515-15	16-24	79580-00	8-23	79803-338	8-30	84013-84	41B-10
79515-35	16-15	79580-01	8-23	79803-338	9-1	84178-03	40-13
79527-02	40-37	79580-900	8-23	79803-680	8-7	84316-02	67-32
79530-02	16-25	79580-901	8-23	79803-682	8-10	84622-10	65A-32
79532-02	16-28	79581-900	8-22a	79803-682	11-1	84622-12	65A-31
79539-00	39-14	79582-02	8-14	79803-684	8-24	84622-13	65A-30
79539-01	39-14	79582-902	8-14	79819-02	38-8a	84622-17	65A-35
79539-02	39-14	79584-08	61-8	79819-03	38-8a	84622-52	65A-33
79539-03	39-14	79585-02	8-13	79836-02	35-20	84622-68	65A-29
79542-04	16-6	79585-902	8-13	79839-03	62-23	84622-84	65A-27
79542-06	16-52	79591-02	39-1	79840-04	62-24	84622-85	65A-28
79543-02	26-25	79591-03	39-1	79855-02	62-20	84967-101	85-95
79545-02	16-1	79591-06	39-1	79863-03	9-14	84967-130	85-89
79553-00	9-23	79591-07	39-1	79884-03	35-11a	84967-131	85-97
79553-01	9-23	79591-08	39-1	79886-03	61-14	84967-132	85-96
79554-02	38-6a	79591-09	39-1	79886-04	61-15	84967-133	85-90
79554-02	39-8	79591-12	39-1	79886-07	61-16	84967-139	85-99
79555-00	38-2a	79591-13	39-1	79886-11	61-13	84967-145	85-91
79555-00	39-3	79594-00	15-17	79890-43	30-12	84967-168	85-94
79555-01	38-2a	79595-19	67-18	79890-44	30-12	84967-171	85-93
79555-01	39-3	79595-20	67-18	79890-45	30-13	84967-172	85-92
79557-00	17-25	79595-22	64-61	79890-46	30-13	84967-173	85-39
79558-02	61-10	79598-00	85-32	79890-900	30-11	85012-14	40-48
79560-00	74-14	79599-00	78-9	79890-901	30-11	85012-72	22-9
79561-02	10-2	79600-00	40-53	79892-02	30-18	85061-91	38-49
79561-03	8-26	79639-02	10-44a	79892-03	30-18	85189-02	57-50
79561-04	10-23a	79647-02	16-17	79892-04	30-19	85292-07	57-49
79561-07	10-11	79650-02	40-11	79892-05	30-19	85292-09	57-49
79561-08	10-10	79653-107	68A-3	79892-09	30-20	85299-05	64-67
79561-09	10-3	79653-121	67-15	79892-10	30-20	85328-03	65A-40
79561-10	10-4	79653-126	67-17	80022-104	47-23	85342-02	43-46
79561-903	10-9	79653-127	67-16	80032-69	49-57	85372-02	65A-9
79562-00	17-26	79653-139	67-17	81262-68	15-18	85374-02	65A-2

**PIPER AIRCRAFT
PA-28-151/161 WARRIOR
AIRPLANE PARTS CATALOG**

NUMERICAL INDEX

Part Number	Figure and Index No.	Part Number	Figure and Index No.	Part Number	Figure and Index No.	Part Number	Figure and Index No.
85375-02	65A-1	87369-27	85-58	89244-02	41B-5	96268-00	75A-9
85378-02	64-68	87369-38	40-46	89251-02	9-48	96352-03	2-33
85416-802	13-52	87369-38	72-10a	89258-08	64-64	96352-03	2-34
85417-02	13-51	87369-38	85-10	89268-02	35-17	96352-03	2-36
85421-03	68B-10	87369-39	40-46a	89269-02	38-31	96392-05	42-1
85421-04	68B-11	87369-39	72-10b	89276-11	65A-4	96392-805	42-1
85421-05	68B-12	87369-39	85-76	89276-12	65A-7	96392-810	42-1
85426-02	65A-23	87369-40	75A-8	89276-13	65A-6	96564-00	18-23
86062-94	46-6	87369-41	40-29	89276-14	65A-8	96602-00	71-22
86414-13	65-47	87369-41	85-2	89276-15	65A-5	96602-00	85-54
86517-02	4-51	87369-53	65-55	89300-02	9-40	96610-00	82-10
86552-08	40-13	87369-53	85-78	89305-03	40A-28	96684-00	11-55
86652-05	84-14	87369-55	85-85	89423-02	60-2	96806-08	38-8
86652-08	84-16	87369-56	85-84	89423-02	62-4	96806-09	38-8
86684-02	43-48	87369-60	41B-36	89452-04	65A-10	96806-12	38-2
86700-36	70-31	87369-70	85-86	89452-18	65A-11	96806-12	39-2
86875-04	49-64	87382-02	40-17	89452-21	65A-15	96806-17	38-42
86887-12	60-10	87389-02	40-14	89452-26	65A-16	96806-23	38-2
86887-13	60-10	87390-02	40-14	89452-32	65A-13	96806-23	39-2
87325-05	43-3	87391-02	40-16	89452-33	65A-14	96806-26	38-42
87327-02	43-9a	87392-02	45-12	89452-35	65A-12	96810-02	38-2a
87328-02	43-9	87438-02	38-35b	89803-05	67-4a	96810-02	39-3
87328-03	43-9	87451-02	40A-27	89803-06	67-4	96810-03	38-2a
87329-07	16-53	87451-03	40-78	93302-43	15-19	96810-03	39-3
87329-08	14-6	87451-03	40A-27	95061-106	38-10	96844-03	3-42
87332-02	38-11	87466-02	40A-27	95061-106	39-34	96863-00	15-5a
87332-02	39-47	87468-02	22-2	95061-108	2-24	96864-00	15-57
87334-02	15-73	87469-02	22-40	95061-118	22-8	96866-00	10-73
87334-02	16-61	87499-03	64-34	95061-151	61-11	96868-00	15-39b
87334-02	85-65	87499-06	64-34	95061-161	38-12	96869-00	15-39a
87338-02	45-17	87536-02	Misc	95061-161	39-33	96872-00	15-5
87338-02	85-66	87539-05	75-3	95061-180	38-47	96887-00	11-37
87341-02	18-41	87742-02	64-59	95061-186	38-47	96887-02	11-37
87341-02	85-61	87770-02	41B-5	95094-00	3-24	96890-00	11-45
87341-03	85-62	87777-02	41B-33	95153-101	42-30	96890-01	11-45
87341-04	2-54	87777-08	41B-33	95153-158	42-30	96908-00	38-41
87341-04	85-63	87777-13	41B-34	95228-00	64-26	96919-00	15-27
87341-05	14-9	87777-19	41B-35	95229-00	64-19	96926-00	2-25
87341-05	85-64	87777-36	41A-35	95229-04	64-19	96926-00	2-46
87349-03	43-11b	87777-37	41A-34	95241-17	40-13	96927-00	2-45
87349-04	43-11b	89038-04	38-31	95261-00	65-47	97499-18	50-6
87358-04	22-14	89039-04	38-35	95636-00	4-33	98044-70	51-8
87360-40	85-83	89097-02	68-4	95636-01	4-33	98044-71	51-9
87366-02	40-15	89097-02	68A-6	95639-02	3-5	98044-72	51-10
87369-05	85-72	89097-03	68A-7	95639-03	3-5	99010-05	40-3
87369-27	40-77	89178-10	39-53	96143-00	42-10	99026-00	Misc

**PIPER AIRCRAFT
PA-28-151/161 WARRIOR
AIRPLANE PARTS CATALOG**

NUMERICAL INDEX

Part Number	Figure and Index No.	Part Number	Figure and Index No.	Part Number	Figure and Index No.	Part Number	Figure and Index No.
99031-00	71-20	99377-07	71-19	99487-01	13-41	99640-00	62-1
99032-02	18-13	99377-56	65-11	99488-00	13-42	99640-03	62-2
99045-00	11-29	99377-66	65-54	99495-00	63-5	99641-00	60-4
99059-06	40-24	99387-00	63-1	99496-00	13-48	99641-00	62-6
99059-06	40-26	99390-07	8-32	99500-06	60-10	99642-03	60-1
99060-06	40-25	99395-00	82-13	99500-06	62-17	99642-03	62-3
99061-06	40-24	99395-00	83-1	99500-08	60-10	99642-04	60-1
99062-06	40-23	99395-02	82-13	99500-15	60-10	99644-00	62-28
99062-06	40-24	99395-02	83-1	99500-17	60-10	99646-02	62-9
99062-06	40-25	99395-03	82-13	99507-00	62-23	99648-00	62-12
99064-06	40-24	99395-03	83-1	99513-03	40-33	99650-00	62-13
99066-06	40-24	99398-00	81-5	99513-05	40-33	99661-00	62-15
99072-00	61-9	99401-00	81-2	99539-00	62-26	99670-00	40-47
99080-00	61-28	99417-00	11-34	99541-02	62-20	99672-08	40-37
99121-00	64-39	99421-00	10-52	99545-00	13-31	99672-09	40-37
99121-00	85-18	99433-00	37-10	99549-07	13-3	99672-10	40-37
99123-00	11-27	99433-01	37-10	99549-08	13-3	99672-11	40-37
99129-03	11-28	99448-00	73-11	99550-02	62-27	99672-12	40-37
99130-02	64-8	99448-00	85-22	99552-00	13-29	99672-13	40-37
99170-00	66-3	99458-00	35-16	99552-02	13-29	99679-00	45-11
99181-00	35-22	99464-00	35-46	99555-00	13-47	99680-08	82-17
99181-03	35-22	99466-08	8-2	99557-00	63-19	99690-00	10-46
99198-00	64-37	99466-08	13-1	99558-00	13-30	99690-01	10-46
99209-00	73-3	99466-22	8-2	99559-00	13-3a	99691-00	10-61
99214-00	40-73	99466-22	13-1	99559-01	13-3a	99691-01	10-61
99220-03	64-35	99466-23	8-2	99561-00	13-49	99692-00	10-47
99222-12	64-5	99466-23	13-1	99561-00	63-22	99692-01	10-47
99222-13	64-5	99468-02	13-2	99568-02	44-10	99693-00	10-62
99263-00	63-3	99468-03	13-2	99568-03	44-10	99699-00	12-8
99271-00	63-8	99469-03	13-5	99569-00	63-24	99717-00	66-2
99272-00	13-50	99469-04	13-5	99572-04	63-23	99718-01	38-5
99273-00	13-27	99469-05	13-5	99580-00	61-27	99718-05	38-5
99275-02	63-4	99470-00	13-3	99592-02	61-19	99718-05	39-10
99275-02	63-9	99470-01	13-3	99592-04	61-22	99719-03	39-11
99275-04	63-25	99470-04	13-3	99609-00	13-43	99719-16	39-12
99278-03	13-28	99470-05	13-3	99610-02	82-12	99741-00	10-48
99280-00	13-46	99470-800	13-3	99615-00	13-57	99741-01	10-48
99280-01	13-46	99471-00	13-4	99615-01	13-57	99745-00	64-36
99295-13	35-7	99471-01	13-4	99619-04	18-11	99746-03	64-35
99344-00	83-7	99471-02	13-4	99621-02	18-12	99754-02	50-5
99361-00	38-43	99471-03	13-4	99624-00	61-7	99754-02	51-3
99377-02	65-9	99478-00	40-8	99631-00	13-56	99783-00	15-46
99377-03	65-10	99479-02	40-54	99633-00	60-9	99801-02	35-5
99377-05	65-11	99479-03	40-54	99633-00	62-8	99801-03	35-5
99377-06	65-12	99480-00	40-21	99634-00	62-24	99803-03	18-16
99377-06	71-19	99487-00	13-41	99635-09	35-7	99805-03	13-33

**PIPER AIRCRAFT
PA-28-151/161 WARRIOR
AIRPLANE PARTS CATALOG**

NUMERICAL INDEX

Part Number	Figure and Index No.	Part Number	Figure and Index No.	Part Number	Figure and Index No.	Part Number	Figure and Index No.
99813-02	13-33			400 437	55-48	400 672	56-7
99818-00	35-26	179 872	2-19	400 437	44-49	400 672	56-7
99818-02	35-26	187 625	23-19	400 438	13-60	400 672	58-16
99841-04	82-5	189 139	14-2	400 438	21-11	400 673	54-52
99849-03	43-19	189 139	15-47	400 438	23-30	400 674	48-33
99853-00	63-14	189 139	16-2	400 438	47-11	400 674	53-54
99854-00	63-10	189 625	68B-16	400 438	54-43	400 678	53-45
99856-00	55-11	303 889	53-50	400 438	54-43	400 680	54-53
99862-00	66-1	342 336	54-23	400 438	55-50	400 728	68-12
99867-00	63-16	354 836	82-24	400 438	58-15	400 728	68A-16
99868-00	18-15	400 002	22-41	400 438	68B-15	400 749	48-6
99886-02	40-32	400 002	39-37	400 438	75-6	400 861	63-28
99886-02	85-4	400 002	45-14	400 440	22-33	400 861	63-29
99887-02	76-8	400 003	18-27	400 440	54-46	400 861	63-30
99887-04	77-9	400 003	18-28	400 440	63-35	400 861	63-33
99887-06	78-7	400 003	19-25	400 441	2-27	400 862	15-70
99887-07	78-7	400 003	26-45	400 441	54-46	400 862	16-56
99887-07	78A-3	400 003	26-46	400 441	63-31	400 863	38-58
99888-00	76-9	400 003	26-48	400 441	68B-17	400 876	32-42
99888-00	77-10	400 003	29-7	400 443	54-44	400 883	10-69
99889-00	76-10	400 004	19-26	400 443	72-16	400 903	38-54
99889-00	77-11	400 004	30-28	400 444	2-29	400 911	38-34
99921-00	40-59	400 004	38-51	400 444	2-30	400 916	38-30
99921-00	85-50	400 004	41-30	400 444	9-35	401 186	2-32
99931-05	59-5	400 004	54-47	400 444	22-27	401 187	38-52
99943-00	15-49	400 008	53-48	400 444	72-13	401 188	53-49
99943-00	16-8	400 009	2-31	400 446	13-11	401 195	23-5
99943-00	17-39	400 009	61-17	400 446	55-53	401 266	5-30
99943-00	17-41	400 011	54-4	400 450	18-26	401 266	11-41
99950-00	40-39	400 015	24-13	400 450	55-54	401 266	15-66
99952-00	40-42	400 055	53-45	400 451	11-52	401 266	20-17
99959-05	40-28	400 056	18-25	400 456	58-17	401 266	35-50
99959-08	40-27	400 056	57-36	400 457	53-47	401 266	38-55
99967-00	35-44	400 058	22-32	400 461	22-28	401 266	47-11
99968-00	35-44	400 059	22-42	400 462	22-28	401 266	53-44
99997-00	15-48	400 103	44-12	400 464	30-34	401 266	54-45
99997-00	16-33	400 113	16-21	400 464	46-11	401 266	55-51
99997-00	17-43	400 113	32-41	400 496	67-32	401 266	72-14
99999-00	66-10	400 155	53-56	400 566	68-12	401 269	11-42
		400 165	26-26	400 585	55-53	401 269	18-38
		400 166	26-27	400 616	61-30	401 269	38-57
		400 171	48-6	400 652	54-49	401 269	38-58
		400 208	43-35	400 653	54-50	401 269	55-52
		400 209	43-29	400 653	54-51	401 269	57-23
		400 224	63-21	400 653	57-35	401 269	63-34
		400 302	26-25	400 665	16-29	401 270	2-28

**PIPER AIRCRAFT
PA-28-151/161 WARRIOR
AIRPLANE PARTS CATALOG**

NUMERICAL INDEX

Part Number	Figure and Index No.	Part Number	Figure and Index No.	Part Number	Figure and Index No.	Part Number	Figure and Index No.
401 270	53-46	401 970	61-31	404 122	26-27	404 835	38-55
401 273	23-28	401 970	61-32	404 224	13-37	404 835	41B-19
401 273	63-7	401 970	61-38	404 224	15-39c	404 835	57-19
401 274	54-20	401 970	70-26	404 224	18-32	404 835	57-33
401 279	55-55	401 970	70-27	404 224	48-31	404 835	63-35
401 289	53-47	401 970	70-28	404 224	48-32	404 835	68-14
401 306	67-13	401 971	70-24	404 224	53-58	404 835	68A-18
401 306	67-27	401 971	70-25	404 225	22-16	404 836	26-48
401 306	68A-17	401 971	70-27	404 320	54-25	404 836	28-6
401 307	41B-25	401 971	70-39	404 322	22-31	404 836	45-14
401 307	67-14	401 974	70-26	404 322	53-19	404 836	54-4
401 307	67-14	401 986	61-34	404 322	54-25	404 836	67-14
401 307	68-13	401 988	61-29	404 322	68A-10	404 837	10-70
401 310	57-32	402 057	10-70	404 323	22-3a	404 837	10-71
401 311	26-31	402 057	10-71	404 323	68-12	404 837	38-52
401 311	29-3	402 240	41A-28	404 323	68A-16	404 838	70-30
401 311	30-33	402 314	58-6	404 325	55-56	404 887	2-27
401 312	45-15	402 324	22-30	404 391	16-29	404 887	2-28
401 318	38-28	402 339	23-31	404 391	54-49	404 887	2-29
401 318	39-36	402 349	2-37	404 391	54-50	404 887	2-30
401 318	39-45	402 351	2-33	404 391	54-51	404 887	2-44
401 318	54-48	402 352	2-34	404 391	57-35	404 887	5-30
401 330	23-29	402 352	2-35	404 392	48-36	404 887	5-31
401 333	57-22	402 352	2-36	404 392	53-45	404 887	6-14
401 334	63-32	402 669	53-55	404 392	53-54	404 887	9-35
401 353	53-50	402 680	2-31	404 392	54-52	404 887	10-69
401 354	53-51	402 680	18-29	404 392	56-7	404 887	11-41
401 355	38-53	402 775	22-31	404 392	60-41	404 887	11-42
401 359	23-32	402 890	13-39	404 394	48-15	404 887	11-52
401 361	23-6	402 897	13-40	404 530	2-31	404 887	11-56
401 378	53-52	402 915	2-32	404 532	2-32	404 887	11-57
401 385	53-53	404 100	18-25	404 532	2-33	404 887	15-66
401 394	61-12	404 100	22-32	404 532	2-34	404 887	18-26
401 405	22-34	404 100	22-42	404 532	2-35	404 887	18-38
401 406	22-34	404 100	48-33	404 532	2-36	404 887	22-27
401 415	22-35	404 100	53-45	404 532	2-37	404 887	22-28
401 416	22-35	404 100	54-53	404 556	13-39	404 887	22-33
401 424	70-30	404 100	57-36	404 556	13-40	404 887	23-28
401 429	68B-8	404 100	59-39	404 561	2-31	404 887	23-30
401 450	23-40	404 101	16-21	404 561	18-29	404 887	30-34
401 461	61-33	404 101	32-41	404 565	26-32	404 887	32-42
401 543	43-31	404 101	44-12	404 565	26-31	404 887	41A-28
401 544	43-32	404 102	53-56	404 829	41B-27	404 887	46-11
401 918	22-36	404 104	57-21	404 833	15-36	404 887	47-11
401 918	26-24	404 105	26-25	404 833	49-67	404 887	53-44
401 919	43-9a	404 122	26-26	404 833	49-74	404 887	53-46

**PIPER AIRCRAFT
PA-28-151/161 WARRIOR
AIRPLANE PARTS CATALOG**

NUMERICAL INDEX

Part Number	Figure and Index No.	Part Number	Figure and Index No.	Part Number	Figure and Index No.	Part Number	Figure and Index No.
404 887	53-47	404 888	67-14	407 104	52-15	407 564	18-25
404 887	54-20	404 888	68-13	407 106	68-12	407 564	18-26
404 887	54-45	404 889	2-32	407 106	68A-16	407 564	18-38
404 887	54-46	404 889	23-5	407 106	70-26	407 564	22-27
404 887	55-50	404 889	23-6	407 106	70-39	407 564	22-42
404 887	55-52	404 889	23-31	407 107	70-30	407 564	23-28
404 887	55-54	404 889	23-32	407 120	75-11	407 564	23-30
404 887	55-55	404 889	27-15	407 122	82-27	407 564	32-45
404 887	57-23	404 889	38-53	407 122	82-37	407 564	33-17
404 887	63-7	404 889	53-49	407 122	82-37	407 564	33-18
404 887	63-28	404 889	53-51	407 124	32-43	407 564	33-19
404 887	63-29	404 889	53-52	407 128	41B-37	407 564	38-55
404 887	63-30	404 889	53-53	407 130	35-52	407 564	39-43
404 887	63-31	404 890	2-34	407 130	41B-38	407 564	41A-28
404 887	63-33	404 890	23-33	407 136	22-16	407 564	48-33
404 887	63-34	404 890	61-12	407 136	45-16	407 564	48-36
404 887	68B-17	404 891	43-31	407 137	70-24	407 564	52-20
404 887	72-13	404 891	43-32	407 137	70-27	407 564	53-44
404 887	72-14	404 909	26-34	407 137	70-28	407 564	53-45
404 887	72-16	404 909	31-11	407 144	70-26	407 564	53-46
404 887	75-6	404 909	40-60	407 561	39-43	407 564	53-47
404 887	55-53	404 910	30-36	407 562	15-20	407 564	53-54
404 888	2-31	404 910	75-5	407 562	15-23	407 564	53-55
404 888	13-11	404 910	75-10	407 562	16-29	407 564	54-20
404 888	18-27	404 945	53-55	407 562	26-33	407 564	54-44
404 888	19-25	405 580	41A-5	407 562	31-11	407 564	54-45
404 888	23-29	406 345	48-19	407 562	40-60	407 564	54-46
404 888	24-12	406 373	31-10	407 562	41B-38	407 564	54-46
404 888	26-32	406 415	2-42	407 562	54-49	407 564	54-52
404 888	26-31	406 418	2-43	407 562	54-50	407 564	54-53
404 888	26-46	406 424	60-7c	407 563	30-36	407 564	55-50
404 888	30-30	406 424	60-53	407 563	75-5	407 564	55-52
404 888	30-31	406 424	62-22a	407 564	2-27	407 564	55-54
404 888	38-51	406 424	62-31	407 564	2-28	407 564	55-58
404 888	39-36	406 551	55-51	407 564	2-29	407 564	57-23
404 888	39-37	406 585	28-21	407 564	2-30	407 564	59-39
404 888	41B-26	406 637	26-45	407 564	2-44	407 564	60-41
404 888	45-15	406 637	26-48	407 564	6-14	407 564	63-28
404 888	53-48	406 823	17-51	407 564	9-35	407 564	63-29
404 888	54-47	406 927	2-26	407 564	11-41	407 564	63-30
404 888	54-48	406 942	2-25a	407 564	11-42	407 564	63-31
404 888	57-22	407 041	17-12	407 564	11-52	407 564	63-33
404 888	57-32	407 041	17-12a	407 564	13-39	407 564	63-34
404 888	58-6	407 041	48-31	407 564	13-40	407 564	63-35
404 888	61-17	407 043	48-32	407 564	15-66	407 564	67-13
404 888	63-32	407 046	61-33	407 564	18-24	407 564	68-14

**PIPER AIRCRAFT
PA-28-151/161 WARRIOR
AIRPLANE PARTS CATALOG**

NUMERICAL INDEX

Part Number	Figure and Index No.	Part Number	Figure and Index No.	Part Number	Figure and Index No.	Part Number	Figure and Index No.
407 564	68A-18	407 566	26-21	407 584	18-24	407 585	61-17
407 564	68B-15	407 566	26-26	407 584	18-25	407 586	10-70
407 564	72-13	407 566	26-27	407 584	20-17	407 586	10-71
407 564	72-14	407 566	27-4	407 584	21-11	407 586	15-39
407 564	72-16	407 566	38-52	407 584	22-28	407 586	16-46
407 565	2-31	407 566	38-53	407 584	22-32	407 586	23-5
407 565	16-21	407 566	53-49	407 584	22-42	407 586	23-6
407 565	18-27	407 566	53-50	407 584	30-34	407 586	26-21
407 565	18-28	407 566	53-51	407 584	32-40	407 586	26-26
407 565	18-29	407 566	53-52	407 584	32-44	407 586	26-27
407 565	18-31	407 566	53-53	407 584	35-50	407 586	48-15
407 565	19-25	407 566	53-56	407 584	41B-18	407 586	53-60
407 565	19-26	407 566	53-59	407 584	46-11	407 586	61-38
407 565	22-41	407 566	61-31	407 584	47-11	407 586	70-27
407 565	23-29	407 566	68A-16	407 584	48-34	407 587	2-32
407 565	24-11	407 566	70-24	407 584	53-45	407 587	2-32
407 565	26-45	407 566	70-28	407 584	53-45	407 587	43-29
407 565	26-46	407 567	2-32	407 584	53-46	407 587	43-35
407 565	26-48	407 567	2-33	407 584	53-55	407 587	55-54
407 565	29-3	407 567	2-34	407 584	44-49	407 587	61-29
407 565	29-7	407 567	2-35	407 584	49-67	407 587	61-32
407 565	30-28	407 567	2-37	407 584	49-74	407 587	61-33
407 565	30-30	407 567	22-34	407 584	55-54	407 587	61-34
407 565	32-41	407 567	22-35	407 584	55-55	407 587	70-30
407 565	38-30	407 567	23-33	407 584	56-7	407 587	22-34
407 565	38-51	407 567	32-17	407 584	57-23	407 587	22-35
407 565	39-44	407 567	53-61	407 584	57-33	407 589	26-25
407 565	41-30	407 567	61-12	407 584	63-7	407 591	43-40
407 565	41A-5	407 567	61-33	407 585	2-31	407 591	43-52
407 565	41B-39	407 567	70-30	407 585	13-11	407 595	41A-11
407 565	43-30	407 568	43-30	407 585	15-64	407 597	50-24
407 565	44-12	407 568	43-31	407 585	16-61	407 641	15-28
407 565	45-15	407 568	43-32	407 585	18-28	407 674	67-27
407 565	45-16	407 568	57-21	407 585	18-30	407 674	75-6
407 565	53-48	407 569	15-37	407 585	22-29	407 677	15-60
407 565	54-48	407 569	26-25	407 585	22-30	407 680	15-56
407 565	57-22	407 569	61-30	407 585	22-36	407 680	16-36
407 565	63-32	407 582	16-32	407 585	22-41	407 684	55-59
407 565	67-14	407 583	2-38	407 585	28-7	407 694	11-57
407 565	67-14	407 583	56-9	407 585	30-33	407 694	13-60
407 565	68-13	407 584	5-30	407 585	39-37	407 694	11-56
407 565	68A-17	407 584	5-31	407 585	39-44	407 800	41B-23
407 565	68B-8	407 584	10-69	407 585	45-14	407 800	67-32
407 566	2-32	407 584	11-41	407 585	54-4	407 801	30-31
407 566	23-31	407 584	13-39	407 585	54-47	407 801	67-14
407 566	23-32	407 584	13-40	407 585	58-6	407 888	22-41

**PIPER AIRCRAFT
PA-28-151/161 WARRIOR
AIRPLANE PARTS CATALOG**

NUMERICAL INDEX

Part Number	Figure and Index No.	Part Number	Figure and Index No.	Part Number	Figure and Index No.	Part Number	Figure and Index No.
407 901	73-7	415 521	53-57	424 051	15-20	424 142	39-43
408 815	48-16	415 521	82-37	424 051	15-23	424 148	55-44
408 823	17-12	415 521	82-37	424 051	15-64	424 162	15-22
408 826	17-12a	415 533	2-41	424 051	16-21	424 163	15-20
408 836	40A-27	415 533	75-10	424 051	16-62	424 163	26-44
410 035	6-14	415 535	2-38	424 051	18-25	424 172	39-43
410 039	5-31	415 535	17-45	424 051	22-29	424 177	33-17
410 043	2-8	415 535	30-36	424 051	22-30	424 178	16-30
410 054	18-35	415 535	49-67	424 051	22-32	424 178	32-40
410 054	18-37	415 536	17-46	424 051	22-42	424 180	55-43
410 241	18-36	415 537	17-46	424 051	26-30	424 181	33-18
411 530	41B-41	415 539	36-9	424 051	32-40	424 184	33-19
411 531	40A-27	415 540	75-5	424 051	32-41	424 186	56-8
411 536	41B-16	415 544	17-45	424 051	33-17	424 189	33-20
411 538	54-54	415 544	75-11	424 051	33-18	424 204	15-64
414 694	48-18	415 753	56-9	424 051	33-19	424 204	16-62
414 695	75-7	416 209	52-15	424 051	33-20	424 204	39-44
414 736	15-65	416 346	26-32	424 051	39-43	424 205	39-44
414 762	30-8	416 633	30-27	424 051	39-44	424 226	22-29
414 762	30-32	416 794	68-14	424 051	44-12	434 128	38-33
414 769	15-36	416 794	68A-18	424 051	48-15	434 136	72-17
414 793	30-17	416 994	32-43	424 051	48-33	434 144	82-25
415 171	31-11	417 775	32-44	424 051	48-34	434 179	43-9a
415 179	15-39	418 420	45-16	424 051	48-36	440 629	40-21
415 309	2-39	419 594	15-45	424 051	53-45	450 030	67-1
415 309	2-53	419 594	16-51	424 051	53-62	450 035	67-1
415 312	2-40	419 594	35-60	424 051	54-52	450 101	67-1
415 312	2-52	419 641	17-48	424 051	54-53	450 380	41-1
415 320	2-44	419 680	15-58	424 051	55-43	450 380	41A-1
415 322	11-56	419 681	15-61	424 051	55-44	450 397	64-29
415 323	11-57	419 681	17-49	424 051	56-8	450 741	64-25
415 332	41B-24	419 681	60-35	424 051	57-36	450 741	85-30
415 376	35-52	419 920	2-42	424 051	59-39	450 742	64-23
415 378	15-60	419 920	2-43	424 051	60-41	450 944	43-5
415 378	18-34	419 920	31-10	424 052	53-63	451 103	49-1
415 379	43-45	419 929	15-62	424 052	54-55	451 272	82-7
415 448	48-17	419 929	17-47	424 053	53-55	451 273	82-6
415 449	29-4	419 933	15-63	424 053	53-56	451 728	23-35
415 449	31-9	419 967	16-14	424 053	53-64	451 735	26-37
415 495	17-50	419 967	56-11	424 053	53-66	451 739	23-36
415 495	17-51	424 041	16-29	424 055	53-65	451 855	46-10
415 497	17-12	424 041	16-30	424 059	26-25	451 857	52-4
415 514	64-6	424 041	54-49	424 060	57-21	451 872	49-42
415 518	26-33	424 041	54-50	424 095	26-26	451 881	41-20
415 520	41B-40	424 041	54-51	424 095	26-27	451 881	41A-18
415 520	82-27	424 041	57-35	424 123	55-60	451 881	41A-21

**PIPER AIRCRAFT
PA-28-151/161 WARRIOR
AIRPLANE PARTS CATALOG**

NUMERICAL INDEX

Part Number	Figure and Index No.	Part Number	Figure and Index No.	Part Number	Figure and Index No.	Part Number	Figure and Index No.
451 881	75A-11	452 935	60-5	454 709	65-1	455 968	33-1
451 906	61-35	452 935	62-7	454 709	66-8	455 968	34-28
451 907	61-36	452 997	84-10	454 711	65-1	456 015	22-14
451 908	61-37	453 024	39-61	454 732	65A-3	456 682	52-21
451 939	41-21	453 124	23-24	454 736	65A-3	456 682	85-77
451 939	41A-18	453 124	26-15	454 738	41A-31	456 703	65A-9
451 939	41A-23	453 425	73-10	454 738	65A-3	456 703	83-13
451 939	75A-10	453 425	74-10	454 739	65A-3	456 728	68-8
452 332	22-13	453 425	75-4	454 743	41B-30	456 728	68A-10
452 334	22-15	453 602	65-28	454 743	60-46	458 855	46-7
452 335	22-3	453 639	64-51	454 743	65-1	458 864	49-40
452 335	53-17	453 665	35-54	454 743	66-8	458 868	49-37
452 335	53-18	453 680	49-43	454 797	41A-30	458 868	50-17
452 335	54-23	453 687	40-51	454 806	75A-16	458 871	49-38
452 341	22-3b	453 695	81-9	454 837	43-33	458 879	42-33
452 372	57-8	453 714	33-16	454 868	49-66	458 881	32-35
452 386	38-13	453 732	38-2b	454 868	49-73	458 882	50-23
452 386	39-17	453 732	39-4	454 887	15-5b	458 891	33-23
452 387	4-37	453 742	64-32	454 921	84-8	458 892	50-22
452 387	4-39	453 836	82-24	454 928	42-41	458 892	51-13
452 387	4-41	453 838	82-23	454 929	42-46	458 893	42-34
452 387	20-7	453 838	82-23	454 935	39-61	458 894	26-47
452 387	21-7	453 855	83-8	454 977	41B-15	458 894	32-36
452 388	57-10	453 856	15-69	454 983	67-12	458 894	33-22
452 389	57-9	453 856	16-58	454 983	67-30	458 895	50-16
452 394	13-38	453 966	2-51	454 985	59-35	458 895	51-12
452 410	64-21	453 991	43-9a	454 985	59-35a	458 898	46-8
452 413	55-20	454 053	23-25	454 993	59-37	458 898	46-8
452 418	55-19	454 053	26-14	455 035	40-52	458 904	33-21
452 419	22-12	454 161	67-8	455 124	23-23	458 910	32-37
452 465	64-21	454 656	73-17	455 124	26-16	458 910	32-39
452 544	4-44	454 657	75A-1	455 124	26-16	458 913	50-21
452 558	63-20	454 668	41B-31	455 151	67-5	458 936	49-39
452 561	63-27	454 668	65-1	455 173	42-9a	458 946	49-6
452 570	63-17	454 668	75-1	455 173	42-16	458 948	41-28
452 571	63-18	454 669	65-1	455 173	49-58	458 948	49-41
452 584	5-25	454 670	65-1	455 174	49-70	458 958	41-17
452 605	22-3	454 678	65-1	455 211	67-5	458 958	41-18
452 606	48-24	454 681	75A-2	455 350	48-20	458 958	41A-6
452 679	38-39	454 706	41B-31	455 352	48-21	458 958	41B-6
452 680	38-39	454 706	75-1	455 417	75A-15	459 441	15-43
452 766	23-3	454 706	75A-3	455 417	80-7	459 849	40-61
452 766	23-11a	454 706	79-6	455 938	32-1	460 105	84-11
452 766	23-27	454 706	81-4	455 944	33-1	460 464	51-16
452 823	61-6	454 706	81-4	455 944	34-16	460 594	64-52
452 824	61-5	454 709	41B-30	455 948	33-1	460 602	65-25
		454 709	60-46	455 948	34-1	460 602	83-12

**PIPER AIRCRAFT
PA-28-151/161 WARRIOR
AIRPLANE PARTS CATALOG**

NUMERICAL INDEX

Part Number	Figure and Index No.	Part Number	Figure and Index No.	Part Number	Figure and Index No.	Part Number	Figure and Index No.
460 651	49-44	464 357	42-1	472 823	81-6	477 640	30-8
460 652	49-51	464 362	82-1	472 824	81-8	477 670	51-15
460 691	26-5	464 412	16-50	472 844	66-15	477 672	20-16
460 691	26-20	464 440	42-1	472 895	71-6	477 674	29-4
460 836	41-22	464 441	42-1	472 896	71-6	477 696	17-12
460 888	41-6	464 448	82-1	472 969	40-52	477 696	17-12a
460 888	41A-27	464 642	82-3	472 987	71-6	477 696	35-52
461 136	54-39	465 258	57-46	472 988	71-6	477 708	39-36
461 386	60-7b	465 258	64-61	473 187	60-7a	477 709	38-28
461 386	60-52	465 258	66-12	473 187	60-51	477 709	38-30
461 386	62-19	467 064	82-14	473 187	62-18	477 772	43-29
461 386	62-22	467 067	64-53a	473 187	62-21	477 772	43-35
461 391	60-7b	467 067	64-55a	473 195	60-7a	477 778	36-9
461 391	60-52	468 002	82-18	473 195	60-51	477 816	30-21
461 391	62-19	468 006	82-19	473 195	62-18	477 850	41A-5
461 391	62-22	469 900	82-28	473 195	62-21	477 887	22-34
461 629	40-39a	470 565	38-34	474 652	82-2	477 887	22-35
461 629	57-47	471 084	39-59	474 655	82-29	480 592	39-41
461 629	65-29	472 010	14-5	474 659	82-29	480 694	15-21
461 629	65-53	472 017	30-4	474 727	32-8	480 696	54-16
461 629	66-11	472 017	30-16	475 124	43-8	480 698	54-19
461 629	66-13	472 027	64-41	475 125	43-8	480 701	38-21
461 629	67-19	472 028	65A-17	475 272	64-67	480 701	39-39
461 629	84-15	472 028	65A-22	476 647	49-59	480 730	57-19
461 629	84-16	472 034	64-41	476 647	80-9	480 732	38-29
461 643	64-61	472 054	40-79	476 662	50-18	480 732	39-35
461 657	67-19	472 054	65-27	476 662	51-11	480 776	43-29
461 659	64-65	472 054	65-36	476 673	68B-3	480 776	43-35
461 660	64-65	472 054	66-14	476 676	68B-4	480 777	39-41
461 740	49-2	472 054	79-4	476 678	49-12	480 789	39-42
461 907	41A-3	472 055	65-49	476 685	49-46	480 790	39-40
461 931	52-3	472 056	65-26	476 686	49-63	480 800	16-31
462 012	64-33	472 056	65-48	476 688	46-9	480 801	39-40
462 023	41-5	472 056	83-11	476 697	49-69	481 214	71-1
462 024	23-7	472 058	65-35	476 705	49-47	481 247	71-1
462 024	26-11	472 071	64-20	477 618	32-26	481 625	53-14
462 049	49-9	472 086	65-49	477 620	50-24	481 640	55-41
462 050	23-21	472 200	65A-23	477 629	43-40	481 640	72-8
462 060	49-54	472 200	65A-26	477 629	43-50	481 651	57-20
462 080	60-7	472 330	64-42	477 631	49-53	481 666	49-2
462 111	61-4	472 416	40-79	477 640	2-38	481 772	8-37
462 736	64-9	472 661	64-20	477 640	18-33	481 881	Misc
463 380	32-31	472 665	64-12	477 640	18-34	482 065	41-8
463 615	65-43	472 666	64-15	477 640	18-36	484 083	62-14
464 046	15-41	472 822	40-79	477 640	18-37	484 125	68B-2
464 356	42-1	472 822	81-7	477 640	30-17	484 198	30-17

**PIPER AIRCRAFT
PA-28-151/161 WARRIOR
AIRPLANE PARTS CATALOG**

NUMERICAL INDEX

Part Number	Figure and Index No.	Part Number	Figure and Index No.	Part Number	Figure and Index No.	Part Number	Figure and Index No.
484 198	30-21	486 563	54-42	491 062	50-19	494 224	54-54
484 209	65-42	486 570	40-41	491 082	50-20	494 227	43-45
484 209	66-4	486 620	43-29	491 082	51-14	494 411	40-52
484 229	64-28	486 620	43-35	491 947	50-4	494 644	49-10
484 234	83-10	486 684	64-66	491 947	51-1	494 678	82-26
484 291	47-14	487 075	65-22	492 022	52-19	497 564	33-20
484 305	67-2a	487 560	38-56	492 065	41B-28	497 564	57-36
484 307	49-48	487 629	35-51	492 099	50-3	505 888	19-26
484 332	43-12b	487 674	8-6	492 100	42-11	506 902	82-27
484 348	49-52	487 695	75-9	492 153	52-2b	506 902	82-37
484 373	68-10	487 718	47-7	492 240	41-8	506 902	82-37
484 373	68A-5	487 877	65A-21	492 240	41A-12	507 150	26-29
484 428	46-6	487 904	57-38	492 241	42-8	510 058	18-33
484 457	65-21	487 904	57-43	492 241	42-14	514 758	65A-18
484 461	83-14	487 904	65-34	492 312	49-7	515 710	40-60
484 467	66-16	487 925	66-6	492 335	60-26	515 714	49-74
484 482	43-13b	488 310	42-9	492 338	60-7	519 853	16-34
484 484	65-20	488 310	42-15	492 339	60-26	519 853	16-46
484 683	23-18	488 315	42-35	494 001	15-58	524 145	48-34
484 691	35-60	488 315	80-8	494 001	15-61	544 861	52-14
484 698	28-4	488 318	49-49	494 001	17-49	548 039	40-6
484 701	32-7	488 327	48-30	494 003	60-35	548 040	40-6
484 701	34-8	488 330	49-60	494 025	23-22	548 082	40-10
484 705	23-16	488 380	42-36	494 026	43-29	548 094	40-2
484 706	32-12	488 494	67-37	494 026	43-35	548 095	40-2
484 706	34-9	488 499	33-13	494 037	30-21	548 096	40-2
484 720	23-17	488 503	67-37	494 037	30-27	548 153	40-6
484 733	23-15	488 545	64-31	494 041	43-13b	548 160	40-2
484 747	55-16	488 702	43-22	494 060	67-3a	548 161	40-2
484 748	34-5	488 722	67-33	494 066	55-51	548 190	40-7
484 769	26-10	489 388	35-45	494 087	68-14	548 330	40-6
484 770	23-20	489 400	65-22	494 087	68A-18	548 512	65-45
484 788	34-23	489 873	55-45	494 093	57-19	548 517	40-7
484 792	9-12	489 910	53-42	494 101	18-33	548 561	57-45
484 792	26-12	489 910	54-40	494 101	18-35	548 671	52-18
484 841	59-40	489 910	57-31	494 101	18-36	548 868	40-8
486 126	61-18	491 048	49-52	494 101	18-37	548 885	65A-39
486 145	16-14	491 049	42-45	494 101	30-8	550 275	43-1
486 160	15-59	491 049	75A-14	494 101	30-17	550 404	40-2
486 188	26-9	491 050	32-38	494 101	30-32	550 405	40-2
486 218	30-21	491 050	33-5	494 103	53-67	550 406	40-2
486 274	43-30	491 052	50-19	494 123	59-38	550 483	40-7
486 281	76-18	491 055	43-20	494 133	39-37	550 487	64-32
486 281	77-12	491 059	42-36	494 141	15-59	550 489	40-6
486 439	49-71	491 059	42-37	494 159	72-2	550 491	40-6
486 560	38-44	491 060	32-37	494 177	34-26	550 493	40-6

**PIPER AIRCRAFT
PA-28-151/161 WARRIOR
AIRPLANE PARTS CATALOG**

NUMERICAL INDEX

Part Number	Figure and Index No.	Part Number	Figure and Index No.	Part Number	Figure and Index No.	Part Number	Figure and Index No.
550 548	40-19	554 678	61-39	555 457	63-2	556 773	39-57
550 549	64-32a	554 686	82-30	555 501	82-22	556 774	39-57
550 778	74-17	554 687	53-18	555 563	39-57	556 794	17-19
550 780	74-24	554 714	63-15	555 564	39-57	556 923	39-57
550 805	40-9	554 753	47-10	555 565	39-57	556 932	39-57
550 949	43-5	554 757	48-29	555 566	39-57	556 933	39-57
550 972	43-5	554 761	61-3	555 567	39-57	556 939	17-19
551 114	74-12	554 793	41A-4	555 568	39-57	556 940	17-19
551 216	81-1	554 800	43-34	555 699	17-19	556 941	17-19
551 374	38-38	554 808	41-24	555 700	17-19	557 039	39-57
551 390	38-37	554 845	49-72	555 701	17-19	557 040	39-57
551 424	38-39	554 861	41-25	555 702	17-19	557 041	39-57
551 425	38-39	554 861	41A-22	555 703	17-19	557 057	17-19
551 705	26-35	554 861	42-5	555 704	17-19	557 058	17-19
551 705	28-1	554 861	42-42	555 731	76-17	557 059	17-19
551 764	27-1	554 861	60-33	555 884	39-57	557 122	64-69
551 772	23-34	554 861	60-50	555 885	39-57	557 198	17-19
551 772	25-1	554 861	62-16	555 886	39-57	557 199	17-19
551 792	23-34	554 861	67-29	555 887	39-57	557 200	17-19
551 792	24-1	554 861	75A-18	555 888	39-57	557 201	17-19
551 983	61-2	554 861	80-3	555 889	39-57	557 337	64-30
551 983	69-1	554 871	32-34	555 890	39-57	557 580	43-49
551 984	69-1	554 882	59-36	555 891	39-57	558 830	49-39
553 003	84-11	554 888	41-26	555 953	39-57	558 831	49-40
553 230	61-10	554 888	41A-13	555 954	39-57	558 900	41-18
553 266	13-37	554 888	41A-16	555 955	39-57	558 900	41A-7
553 266	18-32	554 888	75A-17	555 956	39-57	558 901	41B-12
553 494	71-11	554 888	84-3	555 957	39-57	558 912	41-19
553 599	43-4	554 888	84-7	555 985	17-19	558 913	41A-24
553 673	64-32a	554 892	84-9	556 105	42-2	558 913	75A-13
553 685	49-62	554 896	59-34	556 119	17-19	559 030	40-52
553 878	59-13	554 926	62-11	556 315	17-19	559 031	67-34
554 093	48-22	554 941	49-65	556 342	39-57	559 700	39-57
554 142	59-13	554 953	42-32	556 343	39-57	559 707	39-57
554 143	59-14	554 954	75-8	556 344	39-57	559 714	39-57
554 144	59-15	554 958	41-27	556 469	39-57	559 721	39-57
554 366	60-39	554 960	67-35	556 470	39-57	559 728	39-57
554 422	39-13	554 979	53-43	556 471	39-57	559 735	39-57
554 575	75A-19	554 979	54-41	556 472	39-57	559 748	39-57
554 598	41-29	554 979	55-46	556 473	39-57	559 758	16-5
554 598	41A-13	554 979	57-42	556 474	39-57	559 758	35-15a
554 598	41A-24	554 985	41-24	556 693	17-19	559 759	17-19
554 598	75A-20	554 985	41A-8	556 694	17-19	559 760	39-57
554 640	60-34	555 412	61-1	556 694	17-19	559 770	16-5
554 659	41-23	555 421	82-22	556 713	17-19	559 770	35-15a
554 659	41B-11	555 422	82-22	556 753	82-22	559 771	17-19
				556 760	39-57		

**PIPER AIRCRAFT
PA-28-151/161 WARRIOR
AIRPLANE PARTS CATALOG**

NUMERICAL INDEX

Part Number	Figure and Index No.	Part Number	Figure and Index No.	Part Number	Figure and Index No.	Part Number	Figure and Index No.
559 772	39-57	572 582	64-19	579 275	35-11	579 631	35-11
559 782	16-5	572 592	71-6	579 276	35-11	579 632	35-11
559 782	35-15a	572 593	71-6	579 277	35-11	579 633	35-11
559 783	17-19	572 610	64-19	579 280	35-13	579 634	35-11
559 784	39-57	572 625	65A-22	579 281	35-13	579 639	35-11
559 793	16-5	572 677	65-26	579 282	35-13	579 685	35-11
559 793	35-15a	579 054	35-12	579 283	35-13	579 686	35-11
559 795	39-57	579 080	16-7	579 284	35-13	579 687	35-11
559 805	16-5	579 081	16-7	579 285	35-13	579 688	35-11
559 805	35-15a	579 082	16-7	579 286	35-13	579 690	35-11
559 806	17-19	579 083	35-12	579 295	35-11	579 691	35-11
559 827	39-57	579 084	35-12	579 316	16-7	579 692	35-11
559 828	39-57	579 085	35-12	579 317	35-12	579 693	35-11
559 829	39-57	579 092	35-11	579 338	16-7	579 694	35-11
560 835	41A-17	579 093	35-11	579 339	16-7	579 696	35-11
560 835	75A-12	579 094	35-11	579 340	35-12	579 734	35-11
560 951	52-4	579 101	35-11	579 341	35-12	579 735	35-11
561 012	61-35	579 102	35-11	579 346	35-13	579 736	35-11
561 012	61-37	579 103	35-11	579 347	35-13	579 737	35-11
561 013	61-36	579 113	16-5	579 356	35-13	579 739	35-11
561 027	65A-23	579 113	35-15a	579 378	35-11	579 740	35-11
561 027	65A-26	579 114	16-5	579 379	35-11	579 741	35-11
562 593	71-6	579 114	35-15a	579 410	16-7	579 742	35-11
564 852	43-15	579 115	16-5	579 411	35-12	579 743	35-11
564 852	70-36	579 115	35-15a	579 413	35-13	579 745	35-11
564 863	38-39	579 119	35-13	579 414	35-11	579 855	35-11
564 864	38-39	579 120	35-13	579 415	35-11	579 861	35-11
565 407	64-5	579 121	35-13	579 472	16-5	579 872	35-13
565 516	65-27	579 195	35-11	579 472	35-15a	579 873	35-13
565 523	82-16	579 196	35-11	579 473	16-5	579 874	35-13
565 576	61-24	579 226	16-5	579 473	35-15a	579 875	35-13
565 578	61-21	579 226	35-15a	579 474	16-5	579 876	35-13
566 527	Misc	579 227	16-5	579 474	35-15a	579 877	35-13
569 897	35-11	579 227	35-15a	579 482	35-11	579 884	15-10
571 136	64-40	579 228	16-5	579 483	35-11	579 885	15-10
571 149	38-15	579 228	35-15a	579 484	35-11	579 886	15-10
571 149	39-49	579 256	16-7	579 616	16-7	579 887	15-10
571 162	60-30	579 257	16-7	579 617	16-7	579 888	15-10
571 162	66-9	579 261	16-7	579 618	16-7	579 889	15-10
571 192	65A-25	579 262	16-7	579 619	16-7	579 891	35-11
572 557	71-6	579 263	16-7	579 620	16-7	579 908	35-12
572 558	71-6	579 264	35-12	579 626	35-11	579 909	35-12
572 559	64-12	579 265	35-12	579 627	35-11	579 910	35-12
572 560	71-6	579 266	35-12	579 628	35-11	579 912	35-12
572 561	71-6	579 267	35-12	579 629	35-11	579 913	35-12
572 562	64-15	579 268	35-12	579 630	35-11	580 079	35-13

**PIPER AIRCRAFT
PA-28-151/161 WARRIOR
AIRPLANE PARTS CATALOG**

NUMERICAL INDEX

Part Number	Figure and Index No.	Part Number	Figure and Index No.	Part Number	Figure and Index No.	Part Number	Figure and Index No.
580 711	35-12	587 299	39-16	591 023	37-5	591 471	37-8
580 714	35-11	587 320	43-13b	591 025	37-5	591 472	37-8
580 715	35-13	587 330	43-4	591 026	37-2	591 473	37-8
580 724	35-11	587 381	16-26	591 027	37-2	591 474	37-8
580 730	16-5	587 398	16-20	591 028	37-2	591 491	37-8
580 730	35-15a	587 505	43-13b	591 030	37-2	591 493	37-7
580 731	16-5	587 581	67-3a	591 031	37-3	591 497	37-5
580 731	35-15a	587 593	30-21	591 032	37-3	591 499	37-5
580 736	35-11	587 594	30-17	591 033	37-3	591 501	37-2
580 742	35-11	587 690	41B-42	591 035	37-3	591 503	37-3
580 779	35-12	587 807	83-2	591 142	37-6	591 543	37-6
580 780	35-11	587 808	83-3	591 143	37-6	591 545	37-1
580 781	35-11	587 808	83-4	591 144	37-6	591 547	37-1
580 784	35-13	587 808	83-5	591 146	37-6	591 549	37-4
580 793	35-11	587 809	83-6	591 147	37-1	591 551	37-4
580 794	35-11	587 857	64-62	591 148	37-1	591 608	37-8
580 847	35-11	587 903	66-5	591 149	37-1	591 610	37-8
580 848	35-11	587 923	65-40	591 151	37-1	591 611	37-8
580 849	35-11	587 923	72-10	591 152	37-1	591 612	37-5
580 850	35-11	587 923	79-5	591 153	37-1	591 614	37-5
580 851	35-11	587 952	76-13	591 154	37-1	591 615	37-5
580 887	49-11	587 961	43-39	591 156	37-1	591 616	37-5
581 126	72-3	587 990	43-42	591 157	37-4	591 618	37-5
581 330	58-7	588 011	76-14	591 158	37-4	591 619	37-5
581 332	58-8	588 011	78-10	591 159	37-4	591 620	37-2
581 489	15-44	588 030	77-6	591 161	37-4	591 622	37-2
581 657	65A-3	588 109	60-29	591 162	37-4	591 623	37-2
581 928	15-51	588 356	65-23	591 163	37-4	591 624	37-3
581 928	17-24	588 356	83-9	591 164	37-4	591 626	37-3
582 172	70-33	588 391	49-50	591 166	37-4	591 627	37-3
584 137	82-36	588 425	65-24	591 182	37-3	591 696	37-6
584 140	30-17	588 436	49-49	591 183	37-3	591 698	37-6
584 140	30-21	588 464	65A-36	591 184	37-3	591 699	37-6
584 256	61-36	588 469	43-41	591 186	37-3	591 700	37-1
584 257	61-37	588 469	43-47	591 216	37-1	591 702	37-1
584 258	61-35	589 688	62-10	591 217	37-1	591 703	37-1
584 265	65-56	591 006	37-7	591 218	37-1	591 704	37-1
584 279	65-50	591 007	37-7	591 220	37-1	591 706	37-1
584 290	64-30	591 008	37-7	591 225	37-1	591 707	37-1
584 315	64-63	591 010	37-7	591 226	37-1	591 708	37-4
585 015	64-35	591 016	37-5	591 227	37-1	591 710	37-4
585 708	16-7	591 017	37-5	591 228	37-1	591 711	37-4
585 798	16-7	591 018	37-5	591 275	37-2	591 712	37-4
587 221	15-54	591 020	37-5	591 276	37-2	591 714	37-4
587 297	51-3a	591 021	37-5	591 277	37-2	591 715	37-4
587 299	38-14	591 022	37-5	591 279	37-2	591 803	37-8

**PIPER AIRCRAFT
PA-28-151/161 WARRIOR
AIRPLANE PARTS CATALOG**

NUMERICAL INDEX

Part Number	Figure and Index No.	Part Number	Figure and Index No.	Part Number	Figure and Index No.	Part Number	Figure and Index No.
591 804	37-5	591 997	37-2	680 001	35-15a	751 203	64-11
591 805	37-5	591 998	37-3	680 002	16-5	751 283	74-3
591 806	37-2	591 999	37-3	680 002	35-15a	751 312	71-5
591 807	37-3	592 034	37-6	680 003	16-5	751 316	76-3
591 825	37-6	592 035	37-6	680 003	35-15a	751 318	76-4
591 827	37-1	592 038	37-1	680 047	16-7	751 319	76-5
591 828	37-1	592 039	37-1	680 048	16-7	751 381	64-13
591 829	37-4	592 040	37-1	680 049	16-7	751 381	64-16
591 830	37-4	592 041	37-1	680 050	16-7	751 381	71-11
591 853	37-8	592 042	37-4	680 055	35-12	751 405	27-16
591 854	37-8	592 043	37-4	680 056	35-12	751 489	27-7
591 855	37-5	592 044	37-4	680 057	35-12	751 494	27-3
591 856	37-5	592 045	37-4	680 066	35-11	751 494	27-6
591 857	37-5	592 075	37-8	680 076	35-13	751 772	27-10
591 858	37-5	592 076	37-5	680 077	35-13	751 772	27-13
591 859	37-2	592 077	37-5	680 078	35-13	751 799	49-2b
591 860	37-2	592 078	37-2	680 094	35-11	751 815	41-9
591 861	37-3	592 079	37-3	680 117	16-7	751 859	41-4
591 862	37-3	592 096	37-6	680 118	35-12	751 872	49-2a
591 867	37-4	592 098	37-1	680 121	35-11	751 889	32-6
591 899	37-6	592 099	37-1	680 122	35-13	751 897	73-12
591 900	37-6	592 100	37-4	680 125	35-11	751 912	40-55
591 903	37-1	592 101	37-4	680 131	16-5	751 987	74-11
591 904	37-1	592 634	49-64	680 131	35-15a	752 301	15-67
591 905	37-1	594 003	30-17	680 459	43-1	752 301	16-53
591 906	37-1	594 003	30-21	686 083	39-60	752 342	28-14
591 907	37-4	596 118	82-11	686 814	64-67	752 342	28-18
591 908	37-4	596-181	81-3	687 211	65A-34	752 571	25-10
591 909	37-4	596 332	82-8	687 800	65A-3	752 584	34-22
591 910	37-4	596 605	80-1	688 100	65A-23	752 585	34-24
591 940	37-8	596 664	82-8	688 153	75-2	752 826	28-15
591 941	37-5	597 257	78-3	688 164	74-18	752 826	28-19
591 942	37-5	597 257	78A-2	688 175	65A-19	752 830	27-11
591 943	37-2	597 426	80-1	688 178	65-8	752 855	32-15
591 944	37-3	597 461	78-1	688 178	65A-24	752 965	28-8
591 962	37-6	597 893	82-38	688 235	66-7	752 966	28-9
591 964	37-1	597 893	82-38	688 289	57-51	753 085	63-12
591 965	37-1	598 599	40-10	688 296	65A-26	753 172	32-9
591 966	37-4	598 642	40-5	688 404	78A-5	753 375	70-3
591 990	37-8	599 407	64-7	688 603	65A-23	753 376	70-8
591 991	37-8	653 588	65A-20	689 970	78A-1	753 380	70-12
591 992	37-5	654 186	41B-2	750 063	24-10	753 381	32-13
591 993	37-5	655 948	32-3	751 201	64-17	753 407	28-5
591 994	37-5	680 000	16-5	751 201	71-10	753 408	28-20
591 995	37-5	680 000	35-15a	751 202	64-14	753 431	64-10
591 996	37-2	680 001	16-5	751 202	71-10	753 496	74-6

**PIPER AIRCRAFT
PA-28-151/161 WARRIOR
AIRPLANE PARTS CATALOG**

NUMERICAL INDEX

Part Number	Figure and Index No.	Part Number	Figure and Index No.	Part Number	Figure and Index No.	Part Number	Figure and Index No.
753 850	28-10	756 016	34-37	757 391	69-6	758 366	70-17a
753 910	41-3	756 018	34-36	757 392	69-6	758 369	70-13a
753 920	28-2	756 019	34-13	757 437	34-7	758 393	25-8
753 956	32-2	756 037	71-7	757 479	34-20	758 397	23-34a
753 980	73-4	756 060	69-11	757 480	34-17	758 402	64-22
753 980	74-8	756 061	69-13	757 579	73-15	758 452	78-2
754 535	27-8	756 065	70-6	757 579	74-2	758 453	78-5
754 804	24-8	756 066	70-15	757 580	34-4	758 457	34-41
754 806	74-22	756 067	70-16	757 580	34-39	758 471	69-8
754 827	69-5	756 117	32-14	757 581	74-5	758 528	77-2
754 848	34-25	756 118	32-16	757 597	65-8	758 573	70-18
754 856	25-6	756 118	34-10	757 718	63-13	758 574	70-21
754 895	41B-4	756 118	34-34	757 719	69-22	758 575	70-3
755 028	34-14	756 159	70-2	757 720	69-17	758 576	70-8
755 048	24-4	756 531	34-27	757 721	69-17	758 580	70-13b
755 049	52-18a	756 616	40-57	757 745	70-5	760 210	Misc
755 075	64-14a	756 620	34-6	757 746	70-7	760 297	Misc
755 075	64-17a	756 621	34-15	757 762	71-2	760 458	Misc
755 075	71-13	756 621	34-38	757 768	73-14	760 847	Misc
755 076	71-14	756 622	34-11	757 768	74-1	760 854	64-2
755 082	34-35	756 622	34-33	757 790	41-8a	760 854	Misc
755 096	64-14e	756 665	27-5	757 831	24-3	760 856	Misc
755 096	64-18	756 666	27-2	757 831	24-6	760 857	Misc
755 096	71-18	756 667	24-2	757 863	73-13	760 901	Misc
755 200	71-4	756 668	24-5	757 863	74-9	760 934	Misc
755 232	69-9	756 685	25-9	757 899	41-7	760 993	Misc
755 271	69-18	756 686	25-2	757 899	41A-27	760 995	Misc
755 340	70-16	756 757	70-10	757 913	73-6	760 996	Misc
755 427	40-4	757 052	74-4	758 001	73-5	761 000	Misc
755 428	40-5	757 052	74-13	758 002	74-19	761 004	Misc
755 432	73-1	757 163	Misc	758 023	74-3	761 005	Misc
755 818	28-11	757 216	32-10	758 024	74-7	761 006	Misc
755 846	70-4	757 217	32-11	758 092	77-3	761 007	Misc
755 882	32-18	757 310	40-56	758 181	73-8	761 008	Misc
755 883	28-12	757 311	70-9	758 188	73-2	761 039	57-4
755 884	28-13	757 316	34-2	758 224	69-7	761 039	Misc
755 885	28-16	757 317	34-3	758 225	69-10	761 077	8-37
755 886	28-17	757 318	34-12	758 249	70-12	761 092	Misc
755 887	28-3	757 318	34-32	758 250	70-13	761 150	60-1
755 949	32-4	757 386	69-3	758 251	70-14	761 156	71-8
755 950	32-5	757 386	69-21	758 266	76-6	761 157	71-9
755 999	27-9	757 387	69-4	758 267	76-7	761 158	71-6
755 999	27-12	757 387	69-19	758 281	76-2	761 159	71-6
755 999	27-14	757 388	69-14	758 296	73-16	761 161	71-3
756 007	24-7	757 389	69-15	758 296	74-23	761 162	71-12
756 008	24-9	757 390	69-16	758 364	76-2	761 189	71-2

**PIPER AIRCRAFT
PA-28-151/161 WARRIOR
AIRPLANE PARTS CATALOG**

NUMERICAL INDEX

Part Number	Figure and Index No.	Part Number	Figure and Index No.	Part Number	Figure and Index No.	Part Number	Figure and Index No.
761 190	71-3	762 586	34-42	765 019	41A-32		
761 198	79-3	762 587	34-29	765 122	Misc		
761 208	71-15	762 616	71-7	765 193	Misc		
761 222	71-12	762 628	70-6	765 399	Misc		
761 224	71-9	762 629	70-19	765 496	41B-29		
761 253	71-12	762 636	64-14f	765 551	41B-1		
761 254	71-12	762 636	64-18a	765 553	41B-43		
761 255	64-14d	762 669	41B-3	765 648	41B-1		
761 255	64-17d	762 681	41A-3	767 981	70-17		
761 255	71-17	763 003	15-8				
761 256	64-14b	763 003	16-4				
761 256	74-17b	763 003	35-15				
761 256	71-15	763 004	77-4				
761 279	64-60	763 019	78-4				
761 519	63-11	763 062	43-14				
761 821	41A-8	763 215	25-3				
761 903	69-12	763 391	25-4				
761 913	70-11	763 395	70-17				
761 939	76-1	763 450	34-40				
761 967	76-1	763 451	34-30				
761 970	26-36	763 469	71-1				
761 974	23-35	763 496	65-46				
761 994	26-36	763 781	70-10				
762 003	71-8	763 814	60-29				
762 030	77-1	763 814	Misc				
762 049	70-20	763 815	66-7				
762 050	70-23	763 815	Misc				
762 243	69-2	763 828	Misc				
762 275	34-21	763 842	Misc				
762 276	34-18	763 848	2-15				
762 277	34-19	763 920	Misc				
762 357	78-6	763 934	Misc				
762 426	64-14c	763 956	Misc				
762 426	64-17c	763 957	Misc				
762 426	71-16	763 962	Misc				
762 489	70-5	763 966	Misc				
762 490	70-2	763 967	Misc				
762 491	70-7	764 013	Misc				
762 492	70-10	764 050	Misc				
762 493	70-22	764 092	70-29				
762 508	69-20	764 401	72-9				
762 509	69-20	764 836	74-22				
762 560	25-5	764 962	Misc				
762 561	25-7	764 975	Misc				
762 581	71-7	764 981	Misc				
762 585	34-31	765 014	41B-32				

**PIPER AIRCRAFT
PA-28-151/161 WARRIOR
AIRPLANE PARTS CATALOG**

**PAGES 2G7 THRU 2L24
INTENTIONALLY LEFT BLANK**

This page intentionally left blank.