


Description

- Fast-acting, glass tube
- Optional leaded version available
- 1/4 x 1-1/4 (6.3mm x 32mm) physical size
- Glass tube, nickel-plated brass endcap construction
- UL Listed product meets standard 248-14

ELECTRICAL CHARACTERISTICS	
% of Amp Rating	Opening Time
100%	None
135%	60 Minutes Maximum
200%	120 Seconds Maximum



Agency Information

- UL Listed Card: AGC 1/500-10
- UL Recognition Card: AGC 11-30
- CSA Component Acceptance Card (Class No. 1422 30)
- CSA Certification Card (Class No. 1422 01)

Environmental Data

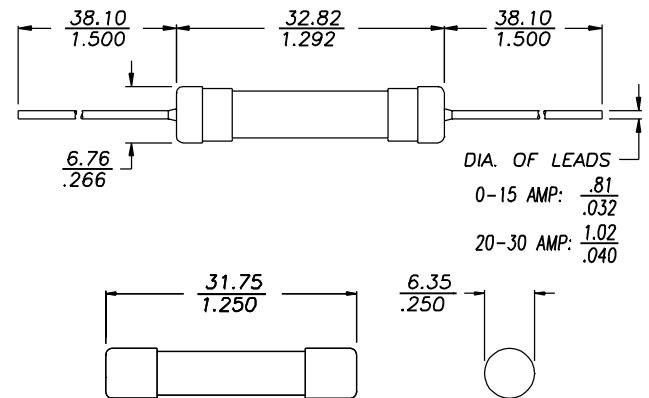
- Shock: 1/100A thru 3/4A – MIL-STD-202, Method 213, Test Condition I; 1A thru 30A – MIL-STD-202, Method 207, (HI Shock)
- Vibration: 1/100A thru 30A – MIL-STD-202, Method 204, Test Condition A (Except 5g, 500HZ)

Ordering

- Specify product code and packaging code

Dimensions (mm/in)

Drawing Not to Scale

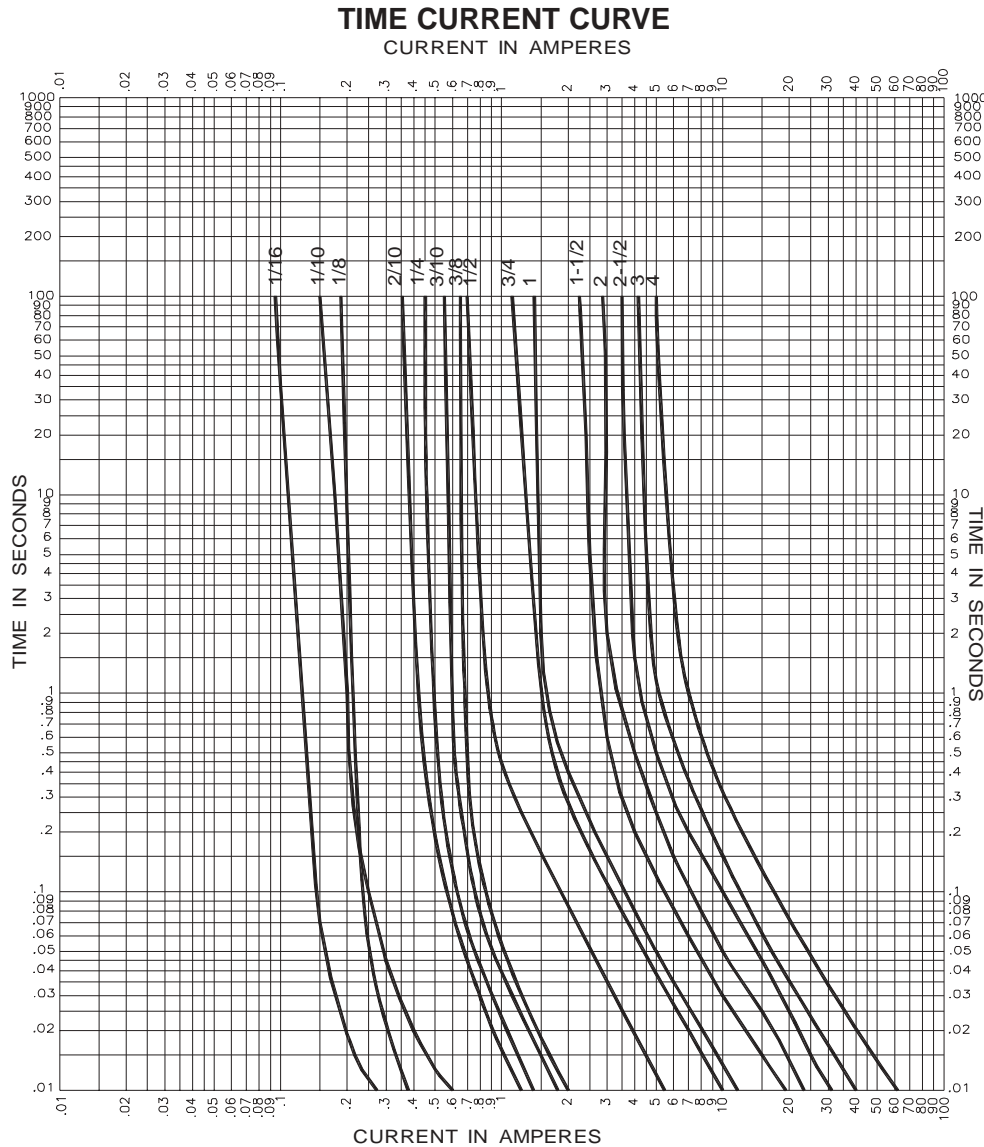


SPECIFICATIONS							
Product Code	Voltage Rating AC	AC Interrupting Rating			Typical DC Cold Resistance** (ohms)	Typical Melting I ² t† AC	Typical Voltage Drop‡
		250V	125V	32V			
AGC-1/20	250V	35A	10000A	1000A	4.500	0.00773	0.67
AGC-1/16	250V	35A	10000A	1000A	29.000	0.000181	10.41
AGC-1/10	250V	35A	10000A	1000A	12.565	0.000787	6.00
AGC-1/8	250V	35A	10000A	1000A	6.800	0.00131	4.67
AGC-3/16	250V	35A	10000A	1000A	4.900	0.00637	4.12
AGC-2/10	250V	35A	10000A	1000A	3.360	0.00435	4.51
AGC-1/4	250V	35A	10000A	1000A	1.860	0.0148	0.89
AGC-3/10	250V	35A	10000A	1000A	1.670	0.0208	2.88
AGC-3/8	250V	35A	10000A	1000A	1.203	0.0321	4.59
AGC-1/2	250V	35A	10000A	1000A	0.615	0.269	0.59
AGC-3/4	250V	35A	10000A	1000A	0.312	0.815	0.37
AGC-1	250V	35A	10000A	1000A	0.190	1.615	0.31
AGC-1-1/4	250V	100A	10000A	1000A	0.145	0.018	0.35
AGC-1-1/2	250V	100A	10000A	1000A	0.115	0.0149	0.27
AGC-2	250V	100A	10000A	1000A	0.078	0.00509	0.28
AGC-2-1/4	250V	100A	10000A	1000A	0.067	0.00588	0.26
AGC-2-1/2	250V	100A	10000A	1000A	0.057	0.00879	0.31
AGC-3	250V	100A	10000A	1000A	0.045	0.0167	0.25
AGC-4	250V	200A	10000A	1000A	0.030	0.0305	0.22
AGC-5	250V	200A	10000A	1000A	0.024	0.045	0.23
AGC-6	250V	200A	10000A	1000A	0.020	0.071	0.23
AGC-7	250V	200A	10000A	1000A	0.017	0.105	0.23
AGC-8	250V	200A	10000A	1000A	0.014	0.152	0.19
AGC-9	250V	200A	10000A	1000A	0.012	0.21	0.18
AGC-10	250V	200A	10000A	1000A	0.008	0.492	0.20
AGC-15	32V	-	-	1000A	0.006	0.566	0.14
AGC-20	32V	-	-	1000A	0.004	1.438	0.12
AGC-25	32V	-	-	1000A	0.003	2.109	0.11
AGC-30	32V	-	-	1000A	0.002	3.807	0.12

** DC Cold Resistance (Measured at ≤10% of rated current)

† Typical Melting I²t (A²Sec) (I²t was measured at listed interrupting rating and rated voltage.)

‡ Typical Voltage Drop (Voltage drop was measured at 25°C ambient temperature at rated current)



OPTION CODE	
Option Code	Description
B	Board Washable - Hermetically sealed to withstand aqueous cleaning
V	Axial leads - brass overcaps with copper and nickel flash, plated in tin lead

PACKAGING CODE	
Packaging Code	Description
BK	100 pieces of fuses packed into a cardboard carton with flaps folded
BK1	1,000 pieces of fuses packed into a cardboard carton with flaps folded
BK8	8,000 pieces of fuses packed into a cardboard carton with flaps folded