

Beechcraft

BONANZA

ILLUSTRATED PARTS CATALOG

V35B & V35B-TC (D-9069 AND AFTER)

Courtesy of Bomar Flying Service
www.bomar.biz

NOTICE

Refer to the applicable Wiring Diagram Manual for wiring diagrams and associated electrical components parts breakdown

PUBLISHED BY
COMMERCIAL PUBLICATIONS
BEECH AIRCRAFT CORPORATION
WICHITA, KANSAS 67201
U. S. A.

BEECHCRAFT
BONANZA V35B
ILLUSTRATED PARTS CATALOG

LIST OF EFFECTIVE REVISIONS

LOG OF REVISIONS		
Part Number	Date	Figures Affected
35-590102-5	Issued January 1970	
35-590102-5B	Reissued November 1975	
35-590102-5C	Reissued April 1977	
35-590102-5D	Reissued April 1979	
35-590102-5E	Reissued January 1981	
35-590102-5E1	Revised May 1982	
35-590102-5E2	Revised April 1983	Introduction and Figures 12,17,31, 97,99,99A,104A,109, 109A,212,241,241A, 312B,314B,359A,359B, 359C,359D,361A,391A, 392A,427,490A
35-590102-5E3	Revised June 21, 1985	Introduction and Figures 12,13,15,16, 17,36,40,91A,97,99, 99A,103,104,107,109, 110,110A,111A,111B, 151,156,164,202,210, 212,219,219A,220, 223,241,241A,241B, 245,249A,251A,258, 281,289,311A,311B, 312B,313,313A,313B, 313C,314,314A,314B, 314C,314D,324,327A, 341B,354,354A,356B, 359A,359C,359D,361A, 362A,364,391,391A, 392,392A,394,395, 411,417
35-590102-5E4	Revised June 26, 1987	Introduction and Figure 132A

98 36416

E4

Basic publications are assigned a part number which appears on the title page with the date of the issue. Subsequent revisions are identified by the addition of a revision code after the part number. A₁ after a part number denotes the first revision to the basic publication, A₂ the second, etc. Occasionally it is necessary to completely reissue and reprint a publication for the purpose of obsoleting a previous issue and outstanding revisions thereto. As these replacement reissues are made, the code will also change to the next successive letter of the alphabet at each issue. For example, B for the first reissue, C for the second reissue, etc.

When ordering a handbook, give the basic number and the reissue code when applicable, if a complete up-to-date publication is desired. Should only revision pages be required, give the basic number and revision code for the particular set of revision pages you desire.

BEECHCRAFT
BONANZA V35B
ILLUSTRATED PARTS CATALOG

LIST OF EFFECTIVE PAGES

Always destroy superseded pages when you insert revised pages.

DESCRIPTION	PAGE NUMBER	DATE
Title Page Logo Page		June 26, 1987
A thru G Pages		June 26, 1987
Introduction	Pages 1 thru 5	June 26, 1987
	Pages 6 thru 14	June 26, 1987
	Pages 15 thru 18	June 26, 1987
Alpha-Numeric Index	Pages 1 thru 51	June 26, 1987

98-34406B

E4

Basic publications are assigned a part number which appears on the title page with the date of the issue. Subsequent revisions are identified by the addition of a revision code after the part number. A1 after a part number denotes the first revision to the basic publication, A2 the second, etc. Occasionally, it is necessary to completely reissue and reprint a publication for the purpose of obsoleting a previous issue and outstanding revisions thereto. As these replacement reissues are made, the code will also change to the next successive letter of the alphabet at each issue. For example, B for the first reissue, C for the second, etc.

When ordering a manual, give the basic number, and the reissue code when applicable, if a complete up-to-date publication is desired. Should only revision pages be required, give the basic number and revision code for the particular set of revision pages you desire.

LIST OF PAGES
FOR
BONANZA V35B

FIGURE NO.	PAGE NO.	DATE	FIGURE NO.	PAGE NO.	DATE	FIGURE NO.	PAGE NO.	DATE
012	1	4/08/83	037	3	1/02/81	101A	5	1/02/81
012	2	1/02/81	039	1	1/02/81	102	1	1/02/81
012	3	6/21/85	039	2	1/02/81	102	2	1/02/81
013	1	1/02/81	039	3	1/02/81	102	3	1/02/81
013	2	6/21/85	039A	1	1/02/81	102A	1	1/02/81
013	3	6/21/85	039A	2	1/02/81	102A	2	1/02/81
015	1	1/02/81	039A	3	1/02/81	102A	3	1/02/81
015	2	5/28/82	039B	1	1/02/81	103	1	1/02/81
015	3	6/21/85	039B	2	1/02/81	103	2	1/02/81
015	4	5/28/82	039B	3	1/02/81	103	3	6/21/85
015	5	6/21/85	040	1	1/02/81	103	4	1/02/81
016	1	1/02/81	040	2	1/02/81	103	5	1/02/81
016	2	5/28/82	040	3	6/21/85	103	6	1/02/81
016	3	5/28/82	041	1	1/02/81	103	7	1/02/81
016	4	1/02/81	041	2	1/02/81	103	8	1/02/81
016	5	6/21/85	041	3	1/02/81	103	9	5/28/82
016	6	6/21/85	091	1	1/02/81	103	10	1/02/81
016	7	6/21/85	091	2	1/02/81	103	11	6/21/85
017	1	1/02/81	091	3	1/02/81	104	1	1/02/81
017	2	1/02/81	091	4	5/28/82	104	2	1/02/81
017	3	4/08/83	091	5	5/28/82	104	3	1/02/81
017	4	6/21/85	091	6	1/02/81	104	4	1/02/81
017	5	6/21/85	091	7	5/28/82	104	5	5/28/82
031	1	1/02/81	091	8	1/02/81	104	6	1/02/81
031	2	4/08/83	091	9	1/02/81	104	7	5/28/82
031	3	4/08/83	091	10	5/28/82	104	8	1/02/81
031	4	4/08/83	091	11	5/28/82	104	9	6/21/85
031	5	4/08/83	091A	1	1/02/81	104A	1	1/02/81
031	6	4/08/83	091A	2	1/02/81	104A	2	5/28/82
031	7	4/08/83	091A	3	6/21/85	104A	3	4/08/83
033	1	1/02/81	091A	4	1/02/81	104A	4	5/28/82
033	2	5/28/82	091A	5	1/02/81	104A	5	5/28/82
033	3	5/28/82	091A	6	1/02/81	104A	6	5/28/82
033	4	1/02/81	091A	7	6/21/85	104A	7	5/28/82
033	5	1/02/81	091A	8	5/28/82	104A	8	5/28/82
033	6	1/02/81	091A	9	5/28/82	104A	9	5/28/82
033	7	1/02/81	091A	10	1/02/81	106	1	1/02/81
033A	1	1/02/81	091A	11	5/28/82	106	2	1/02/81
033A	2	1/02/81	091A	12	5/28/82	106	3	1/02/81
033A	3	1/02/81	091A	13	6/21/85	107	1	1/02/81
033A	4	1/02/81	097	1	1/02/81	107	2	1/02/81
033A	5	1/02/81	097	2	4/08/83	107	3	6/21/85
033A	6	5/28/82	097	3	4/08/83	107	4	5/28/82
033A	7	5/28/82	097	4	4/08/83	107	5	5/28/82
034	1	1/02/81	097	5	4/08/83	109	1	1/02/81
034	2	1/02/81	097	6	1/02/81	109	2	1/02/81
034	3	1/02/81	097	7	4/08/83	109	3	6/21/85
034A	1	1/02/81	097	8	1/02/81	110	1	1/02/81
034A	2	1/02/81	097	9	6/21/85	110	2	1/02/81
034A	3	1/02/81	098	1	1/02/81	110	3	5/28/82
035	1	1/02/81	098	2	1/02/81	110	4	5/28/82
035	2	1/02/81	098	3	5/28/82	110	5	5/28/82
035	3	1/02/81	099	1	1/02/81	110	6	1/02/81
035	4	1/02/81	099	2	1/02/81	110	7	5/28/82
035	5	1/02/81	099	3	6/21/85	110	8	1/02/81
035	6	1/02/81	099	4	1/02/81	110	9	6/21/85
035	7	1/02/81	099	5	6/21/85	110A	1	5/28/82
035A	1	1/02/81	099A	1	1/02/81	110A	2	5/28/82
035A	2	1/02/81	099A	2	1/02/81	110A	3	5/28/82
035A	3	1/02/81	099A	3	6/21/85	110A	4	5/28/82
035A	4	1/02/81	099A	4	5/28/82	110A	5	6/21/85
035A	5	1/02/81	099A	5	4/08/83	111	1	1/02/81
036	1	1/02/81	101	1	1/02/81	111	2	1/02/81
036	2	1/02/81	101	2	1/02/81	111	3	5/28/82
036	3	5/28/82	101	3	1/02/81	111	4	1/02/81
036	4	1/02/81	101	4	1/02/81	111	5	1/02/81
036	5	1/02/81	101	5	1/02/81	111	6	1/02/81
036	6	1/02/81	101A	1	1/02/81	111	7	1/02/81
036	7	6/21/85	101A	2	1/02/81	111	8	1/02/81
037	1	1/02/81	101A	3	1/02/81	111	9	5/28/82
037	2	1/02/81	101A	4	1/02/81	111A	1	6/21/85

LIST OF PAGES
FOR
BONANZA V358

FIGURE NO.	PAGE NO.	DATE	FIGURE NO.	PAGE NO.	DATE	FIGURE NO.	PAGE NO.	DATE
111A	2	6/21/85	154A	9	5/28/82	206	7	5/28/82
111A	3	5/28/82	155	1	1/02/81	206A	1	5/28/82
111A	4	1/02/81	155	2	5/28/82	206A	2	5/28/82
111A	5	1/02/81	155	3	5/28/82	206A	3	5/28/82
111B	1	1/02/81	155	4	5/28/82	206A	4	5/28/82
111B	2	1/02/81	155	5	5/28/82	206A	5	5/28/82
111B	3	6/21/85	156	1	1/02/81	207	1	1/02/81
111B	4	5/28/82	156	2	1/02/81	207	2	1/02/81
111B	5	6/21/85	156	3	5/28/82	207	3	5/28/82
112	1	1/02/81	156	4	1/02/81	207A	1	1/02/81
112	2	1/02/81	156	5	6/21/85	207A	2	1/02/81
112	3	5/28/82	156	6	1/02/81	207A	3	5/28/82
131	1	1/02/81	156	7	1/02/81	208	1	1/02/81
131	2	1/02/81	156	8	1/02/81	208	2	1/02/81
131	3	1/02/81	156	9	5/28/82	208	3	1/02/81
131	4	1/02/81	159	1	1/02/81	209	1	1/02/81
131	5	5/28/82	159	2	1/02/81	209	2	1/02/81
132	1	1/02/81	159	3	5/28/82	209	3	1/02/81
132	2	1/02/81	159	4	1/02/81	210	1	1/02/81
132	3	1/02/81	159	5	1/02/81	210	2	1/02/81
132	4	1/02/81	159	6	1/02/81	210	3	1/02/81
132	5	5/28/82	159	7	1/02/81	210	4	1/02/81
132A	1	6/26/87	161	1	1/02/81	210	5	6/21/85
132A	2	6/26/87	161	2	1/02/81	211	1	1/02/81
132A	3	6/26/87	161	3	1/02/81	211	2	1/02/81
133	1	1/02/81	161	4	1/02/81	211	3	5/28/82
133	2	1/02/81	161	5	1/02/81	211	4	1/02/81
133	3	1/02/81	164	1	1/02/81	211	5	5/28/82
133	4	1/02/81	164	2	1/02/81	211	6	1/02/81
133	5	1/02/81	164	3	6/21/85	211	7	5/28/82
151	1	1/02/81	182	1	1/02/81	212	1	1/02/81
151	2	1/02/81	182	2	1/02/81	212	2	1/02/81
151	3	6/21/85	182	3	1/02/81	212	3	5/28/82
151	4	1/02/81	182	4	1/02/81	212	4	5/28/82
151	5	5/28/82	182	5	1/02/81	212	5	6/21/85
151	6	1/02/81	182	6	1/02/81	212	6	1/02/81
151	7	5/28/82	182	7	1/02/81	212	7	4/08/83
152	1	1/02/81	182A	1	1/02/81	213	1	1/02/81
152	2	1/02/81	182A	2	1/02/81	213	2	5/28/82
152	3	5/28/82	182A	3	1/02/81	213	3	5/28/82
152	4	1/02/81	194	1	1/02/81	213	4	5/28/82
152	5	5/28/82	194	2	1/02/81	213	5	5/28/82
152	6	1/02/81	194	3	1/02/81	213	6	5/28/82
152	7	1/02/81	194	4	1/02/81	213	7	5/28/82
152	8	1/02/81	194	5	1/02/81	214	1	1/02/81
152	9	1/02/81	202	1	1/02/81	214	2	1/02/81
152	10	1/02/81	202	2	1/02/81	214	3	1/02/81
152	11	1/02/81	202	3	5/28/82	214A	1	1/02/81
152	12	1/02/81	202	4	6/21/85	214A	2	1/02/81
152	13	1/02/81	202	5	5/28/82	214A	3	5/28/82
152	14	1/02/81	202	6	1/02/81	214B	1	1/02/81
152	15	1/02/81	202	7	6/21/85	214B	2	1/02/81
152	16	1/02/81	202	8	1/02/81	214B	3	1/02/81
152	17	5/28/82	202	9	5/28/82	218	1	1/02/81
154	1	1/02/81	203	1	1/02/81	218	2	1/02/81
154	2	1/02/81	203	2	1/02/81	218	3	5/28/82
154	3	1/02/81	203	3	1/02/81	218A	1	1/02/81
154	4	1/02/81	203A	1	1/02/81	218A	2	1/02/81
154	5	1/02/81	203A	2	1/02/81	218A	3	1/02/81
154	6	1/02/81	203A	3	5/28/82	219	1	1/02/81
154	7	1/02/81	204	1	1/02/81	219	2	1/02/81
154	8	1/02/81	204	2	1/02/81	219	3	1/02/81
154	9	1/02/81	204	3	5/28/82	219	4	1/02/81
154A	1	1/02/81	204	4	1/02/81	219	5	6/21/85
154A	2	1/02/81	204	5	1/02/81	219	6	1/02/81
154A	3	5/28/82	206	1	5/28/82	219	7	1/02/81
154A	4	1/02/81	206	2	1/02/81	219	8	1/02/81
154A	5	1/02/81	206	3	5/28/82	219	9	1/02/81
154A	6	1/02/81	206	4	1/02/81	219A	1	1/02/81
154A	7	1/02/81	206	5	5/28/82	219A	2	6/21/85
154A	8	1/02/81	206	6	1/02/81	219A	3	6/21/85

LIST OF PAGES
FOR
BONANZA V35B

FIGURE NO.	PAGE NO.	DATE	FIGURE NO.	PAGE NO.	DATE	FIGURE NO.	PAGE NO.	DATE
219A	4	6/21/85	245A	5	6/21/85	311	5	1/02/81
219A	5	6/21/85	248	1	1/02/81	311	6	1/02/81
219A	6	1/02/81	248	2	1/02/81	311	7	5/28/82
219A	7	6/21/85	248	3	5/28/82	311	8	1/02/81
219A	8	1/02/81	248	4	1/02/81	311	9	1/02/81
219A	9	6/21/85	248	5	5/28/82	311A	1	1/02/81
220	1	1/02/81	249	1	1/02/81	311A	2	1/02/81
220	2	5/28/82	249	2	1/02/81	311A	3	5/28/82
220	3	6/21/85	249	3	5/28/82	311A	4	1/02/81
221	1	1/02/81	249	4	1/02/81	311A	5	1/02/81
221	2	1/02/81	249	5	5/28/82	311A	6	1/02/81
221	3	1/02/81	249A	1	5/28/82	311A	7	5/28/82
221A	1	1/02/81	249A	2	1/02/81	311A	8	1/02/81
221A	2	1/02/81	249A	3	1/02/81	311A	9	6/21/85
221A	3	1/02/81	249A	4	1/02/81	311B	1	1/02/81
222	1	1/02/81	249A	5	6/21/85	311B	2	1/02/81
222	2	1/02/81	249B	1	5/28/82	311B	3	5/28/82
222	3	1/02/81	249B	2	5/28/82	311B	4	1/02/81
223	1	1/02/81	249B	3	5/28/82	311B	5	5/28/82
223	2	1/02/81	249B	4	5/28/82	311B	6	6/21/85
223	3	6/21/85	249B	5	5/28/82	311B	7	6/21/85
223	4	6/21/85	250	1	1/02/81	311C	1	1/02/81
223	5	6/21/85	250	2	1/02/81	311C	2	1/02/81
241	1	1/02/81	250	3	1/02/81	311C	3	5/28/82
241	2	1/02/81	250A	1	1/02/81	312	1	1/02/81
241	3	5/28/82	250A	2	1/02/81	312	2	1/02/81
241	4	1/02/81	250A	3	1/02/81	312	3	1/02/81
241	5	6/21/85	251	1	1/02/81	312	4	1/02/81
241	6	1/02/81	251	2	1/02/81	312	5	1/02/81
241	7	6/21/85	251	3	1/02/81	312A	1	1/02/81
241	8	5/28/82	251A	1	1/02/81	312A	2	5/28/82
241	9	1/02/81	251A	2	1/02/81	312A	3	5/28/82
241	10	1/02/81	251A	3	6/21/85	312A	4	1/02/81
241	11	4/08/83	258	1	1/02/81	312A	5	1/02/81
241A	1	6/21/85	258	2	1/02/81	312B	1	1/02/81
241A	2	1/02/81	258	3	6/21/85	312B	2	1/02/81
241A	3	1/02/81	281	1	1/02/81	312B	3	6/21/85
241A	4	1/02/81	281	2	1/02/81	312B	4	1/02/81
241A	5	1/02/81	281	3	6/21/85	312B	5	1/02/81
241A	6	1/02/81	281	4	1/02/81	312B	6	1/02/81
241A	7	1/02/81	281	5	5/28/82	312B	7	6/21/85
241A	8	1/02/81	281	6	1/02/81	313	1	1/02/81
241A	9	1/02/81	281	7	1/02/81	313	2	1/02/81
241A	10	1/02/81	281	8	1/02/81	313	3	6/21/85
241A	11	1/02/81	281	9	6/21/85	313	4	5/28/82
241A	12	1/02/81	282	1	1/02/81	313	5	1/02/81
241A	13	4/08/83	282	2	1/02/81	313	6	1/02/81
241B	1	1/02/81	282	3	1/02/81	313	7	6/21/85
241B	2	5/28/82	285	1	1/02/81	313	8	1/02/81
241B	3	5/28/82	285	2	1/02/81	313	9	6/21/85
241B	4	5/28/82	285	3	1/02/81	313A	1	1/02/81
241B	5	6/21/85	286	1	1/02/81	313A	2	1/02/81
241B	6	5/28/82	286	2	1/02/81	313A	3	1/02/81
241B	7	5/28/82	286	3	1/02/81	313A	4	1/02/81
242	1	1/02/81	287	1	1/02/81	313A	5	6/21/85
242	2	1/02/81	287	2	1/02/81	313A	6	1/02/81
242	3	1/02/81	287	3	5/28/82	313A	7	6/21/85
244	1	1/02/81	289	1	1/02/81	313B	1	1/02/81
244	2	5/28/82	289	2	6/21/85	313B	2	1/02/81
244	3	5/28/82	289	3	6/21/85	313B	3	6/21/85
244	4	1/02/81	296	1	1/02/81	313B	4	1/02/81
244	5	5/28/82	296	2	1/02/81	313B	5	6/21/85
245	1	1/02/81	296	3	1/02/81	313B	6	1/02/81
245	2	5/28/82	296	4	1/02/81	313B	7	6/21/85
245	3	6/21/85	296	5	1/02/81	313C	1	1/02/81
245	4	5/28/82	296	6	1/02/81	313C	2	1/02/81
245	5	6/21/85	296	7	1/02/81	313C	3	6/21/85
245A	1	6/21/85	311	1	1/02/81	313C	4	5/28/82
245A	2	1/02/81	311	2	1/02/81	313C	5	5/28/82
245A	3	1/02/81	311	3	1/02/81	313C	6	5/28/82
245A	4	1/02/81	311	4	1/02/81	313C	7	6/21/85

LIST OF PAGES
FOR
BONANZA V35B

FIGURE NO.	PAGE NO.	DATE	FIGURE NO.	PAGE NO.	DATE	FIGURE NO.	PAGE NO.	DATE
313C	8	6/21/85	327	7	1/02/81	357A	2	1/02/81
313C	9	6/21/85	327A	1	1/02/81	357A	3	1/02/81
314	1	1/02/81	327A	2	1/02/81	358	1	1/02/81
314	2	1/02/81	327A	3	6/21/85	358	2	1/02/81
314	3	6/21/85	341	1	1/02/81	358	3	5/28/82
314	4	1/02/81	341	2	1/02/81	359	1	1/02/81
314	5	6/21/85	341	3	1/02/81	359	2	1/02/81
314	6	1/02/81	341	4	1/02/81	359	3	1/02/81
314	7	6/21/85	341	5	1/02/81	359A	1	4/08/83
314	8	1/02/81	341	6	1/02/81	359A	2	4/08/83
314	9	6/21/85	341	7	1/02/81	359A	3	6/21/85
314A	1	1/02/81	341	8	1/02/81	359B	1	1/02/81
314A	2	6/21/85	341	9	1/02/81	359B	2	4/08/83
314A	3	6/21/85	341	10	1/02/81	359B	3	4/08/83
314A	4	6/21/85	341	11	1/02/81	359C	1	6/21/85
314A	5	6/21/85	341A	1	1/02/81	359C	2	6/21/85
314A	6	5/28/82	341A	2	1/02/81	359C	3	4/08/83
314A	7	6/21/85	341A	3	1/02/81	359D	1	6/21/85
314B	1	1/02/81	341A	4	1/02/81	359D	2	6/21/85
314B	2	6/21/85	341A	5	1/02/81	359D	3	4/08/83
314B	3	6/21/85	341A	6	1/02/81	360	1	1/02/81
314B	4	6/21/85	341A	7	1/02/81	360	2	1/02/81
314B	5	6/21/85	341A	8	1/02/81	360	3	1/02/81
314B	6	6/21/85	341A	9	1/02/81	361	1	1/02/81
314B	7	6/21/85	341B	1	1/02/81	361	2	1/02/81
314B	8	6/21/85	341B	2	1/02/81	361	3	1/02/81
314B	9	6/21/85	341B	3	5/28/82	361	4	1/02/81
314C	1	6/21/85	341B	4	1/02/81	361	5	5/28/82
314C	2	6/21/85	341B	5	6/21/85	361A	1	1/02/81
314C	3	6/21/85	354	1	1/02/81	361A	2	1/02/81
314C	4	6/21/85	354	2	1/02/81	361A	3	6/21/85
314C	5	1/02/81	354	3	1/02/81	362	1	1/02/81
314C	6	1/02/81	354	4	1/02/81	362	2	1/02/81
314C	7	6/21/85	354	5	1/02/81	362	3	1/02/81
314C	8	1/02/81	354	6	1/02/81	362A	1	1/02/81
314C	9	6/21/85	354	7	1/02/81	362A	2	5/28/82
314D	1	6/21/85	354	8	1/02/81	362A	3	5/28/82
314D	2	6/21/85	354	9	6/21/85	362A	4	5/28/82
314D	3	6/21/85	354	10	1/02/81	362A	5	6/21/85
314D	4	6/21/85	354	11	6/21/85	363	1	1/02/81
314D	5	1/02/81	354	12	1/02/81	363	2	5/28/82
314D	6	1/02/81	354	13	1/02/81	363	3	5/28/82
314D	7	6/21/85	354	14	1/02/81	364	1	1/02/81
315	1	1/02/81	354	15	1/02/81	364	2	1/02/81
315	2	1/02/81	354A	1	1/02/81	364	3	6/21/85
315	3	1/02/81	354A	2	1/02/81	391	1	1/02/81
317	1	5/28/82	354A	3	1/02/81	391	2	1/02/81
317	2	1/02/81	354A	4	1/02/81	391	3	6/21/85
317	3	1/02/81	354A	5	1/02/81	391A	1	1/02/81
317	4	1/02/81	354A	6	1/02/81	391A	2	1/02/81
317	5	1/02/81	354A	7	5/28/82	391A	3	6/21/85
317A	1	1/02/81	354A	8	1/02/81	391A	4	1/02/81
317A	2	1/02/81	354A	9	6/21/85	391A	5	6/21/85
317A	3	1/02/81	355	1	1/02/81	392	1	1/02/81
324	1	1/02/81	355	2	1/02/81	392	2	1/02/81
324	2	1/02/81	355	3	1/02/81	392	3	1/02/81
324	3	6/21/85	355	4	1/02/81	392	4	1/02/81
324	4	1/02/81	355	5	5/28/82	392	5	1/02/81
324	5	6/21/85	356	1	1/02/81	392	6	1/02/81
324	6	1/02/81	356	2	1/02/81	392	7	1/02/81
324	7	1/02/81	356	3	1/02/81	392	8	1/02/81
324	8	1/02/81	356A	1	1/02/81	392	9	6/21/85
324	9	1/02/81	356A	2	1/02/81	392A	1	1/02/81
324	10	1/02/81	356A	3	1/02/81	392A	2	1/02/81
324	11	6/21/85	356B	1	1/02/81	392A	3	6/21/85
327	1	1/02/81	356B	2	6/21/85	392A	4	1/02/81
327	2	1/02/81	356B	3	6/21/85	392A	5	6/21/85
327	3	1/02/81	357	1	1/02/81	392A	6	1/02/81
327	4	1/02/81	357	2	1/02/81	392A	7	6/21/85
327	5	1/02/81	357	3	1/02/81	393	1	1/02/81
327	6	1/02/81	357A	1	1/02/81	393	2	1/02/81

LIST OF PAGES
FOR
BONANZA V358

FIGURE NO.	PAGE NO.	DATE	FIGURE NO.	PAGE NO.	DATE	FIGURE NO.	PAGE NO.	DATE
393	3	5/28/82	415	2	5/28/82	417A	5	5/28/82
394	1	1/02/81	415	3	5/28/82	417B	1	1/02/81
394	2	1/02/81	417	1	1/02/81	417B	2	1/02/81
394	3	1/02/81	417	2	5/28/82	417B	3	5/28/82
394	4	1/02/81	417	3	1/02/81	425	1	1/02/81
394	5	6/21/85	417	4	5/28/82	425	2	5/28/82
395	1	1/02/81	417	5	1/02/81	425	3	3/08/83
395	2	1/02/81	417	6	5/28/82	426	1	1/02/81
395	3	5/28/82	417	7	5/28/82	426	2	1/02/81
395	4	1/02/81	417	8	5/28/82	426	3	1/02/81
395	5	6/21/85	417	9	1/02/81	426	4	1/02/81
411	1	1/02/81	417	10	5/28/82	426	5	1/02/81
411	2	1/02/81	417	11	1/02/81	427	1	1/02/81
411	3	5/28/82	417	12	5/28/82	427	2	1/02/81
411	4	1/02/81	417	13	1/02/81	427	3	4/08/83
411	5	5/28/82	417	14	5/28/82	490	1	1/02/81
411	6	1/02/81	417	15	5/28/82	490	2	1/02/81
411	7	5/28/82	417	16	5/28/82	490	3	5/28/82
411	8	1/02/81	417	17	6/21/85	490A	1	1/02/81
411	9	1/02/81	417A	1	1/02/81	490A	2	1/02/81
411	10	1/02/81	417A	2	1/02/81	490A	3	4/08/83
411	11	6/21/85	417A	3	1/02/81			
415	1	5/28/82	417A	4	1/02/81			

BEECHCRAFT BONANZA V35B ILLUSTRATED PARTS CATALOG

INTRODUCTION

The purpose of this catalog is to provide a method for identifying and ordering spare parts for your BEECHCRAFT Bonanza V35B Airplane. See the following paragraphs for detailed information. To order replacement parts for electrical components refer to the applicable BEECHCRAFT Wiring Diagram Manual, or Shop Manual.

LIST OF EFFECTIVE REVISIONS AND PAGES

The List of Effective Revisions and Pages following the Logo Page of the manual lists the revisions currently effective for the manual and a list of all effective pages with date. The list of pages is in numerical order by figure number.

NOTE

Service Publications Reissues or Revisions are not automatically provided to the holder of this manual. For information on how to obtain reissues or revisions applicable to this manual, refer to the latest revision of BEECHCRAFT Service Bulletin No. 2001.

FIGURE NUMBERING SYSTEM

This BEECHCRAFT Parts Catalog uses the figure number system. Some figure numbers are skipped because certain figure numbers do not apply to this parts catalog and are therefore omitted. Other numbers are reserved for future additions.

This catalog contains figure numbers followed by the letter "A", "B", etc. This indicates that the particular assembly or installation has been changed and that the original figure number is effective only on certain airplane serials and the figure numbers containing alphabetical characters are effective for different airplane serials.

FUNCTIONAL GROUP INDEX GUIDE

The Functional Group Index Guide is a listing of figures by title and figure number, in figure number order, of figures applicable to this catalog. This Index is located in the Introduction and starts on page 6.

ALPHABETICAL INDEX

The Alphabetical Index is a listing of component items or systems arranged in alphabetical order and referenced by figure number to their location in the Illustrated Parts List. This index is a part of the Introduction and follows the Functional Group Index Guide.

ALPHA-NUMERIC INDEX

This section of the catalog is an Alpha-Numerical listing in tabular form of part numbers listed in the Illustrated Parts List. All part numbers in the Illustrated Parts List, except those coded as attaching parts, will appear in this index.

Parts common to more than one figure or assembly may be listed once for each time it appears, in order to reflect the different figures.

The Alpha-Numeric Index follows the Introduction.

ILLUSTRATED PARTS LIST

The Illustrated Parts List consists of installations broken down into assemblies, sub-assemblies, detail parts and attaching parts. A separation symbol (---) follows the listing of attaching parts to distinguish them from assembly breakdown.

If two assemblies are made up of a majority of identical parts, or the assemblies are opposite, i.e., left and right hand, the assemblies are listed together with their detail parts listed as common for both assemblies. In this case, only the left or right hand part, but not both, is indexed and illustrated, with the difference between left and right hand parts noted in the description column. The Units Per Assembly column indicates the number of detail parts required per assembly, "NP" indicates the part or assembly is Non-Procurable as a spare, while "AR" indicates use As Required rather than a specific quantity. The notation "(See Figure)" indicates that this assembly and its detail parts are illustrated and broken down in another figure.

When a number is shown in the Usable On Code Column, refer to the Codes of Effectivity at the end of the listing of parts for that particular figure to determine airplane serial effectivity. Each figure has its own distinct coding, i.e., the code number denoting airplane serial effectivity for one figure may not be the same for another figure.

For convenience, each page of the Illustrated Parts List contains the figure number in a lower corner.

SUPERSEDED PART NUMBERS

Superseded Part Numbers will appear in the Alpha-Numeric Index with the letter "S" just to the left of the number. They should also appear in the description field of the parts list, for example ". . . BOLT/ supersedes AN3-7/". In this instance, AN3-7 would be the superseded number.

REVISED LINES

Revised Lines in the parts list are indicated by the letter "R" which indicates that the line has either been revised or added.

**BEECHCRAFT
BONANZA V35B
ILLUSTRATED PARTS CATALOG**

HOW TO USE THIS CATALOG

INDENTURE COLUMN

BEECHCRAFT
ILLUSTRATED PARTS CATALOG

FIG. & INDEX NO.	PART NO.	1 2 3 4 5 6 7	DESCRIPTION	UNITS PER ASSY	USABLE ON CODE
247	99-960000 50-960085-651 HG-B3TN3/T1017 * 3E8		PROPELLER INSTL, REVERSING PROPELLER ASSY, ELECTRIC DEICER /WITH SPINNER/ /SUPERSEDES 50-960085-1/ PROPELLER ASSY, ELECTRIC DEICER /D3000/ /WITHOUT SPINNER/ /ATTACHING PARTS/	NP 2 1	
- 1	A2047	 BOLT	8	
- 2	PRP909-8	 O RING, CRANKSHAFT SEAL	1	
- 3	A2048	 WASHER	8	
- 4	840-60 A1891	 HUB SPIDER ASSY PILOT TUBE	1 3	
- 5	C1478	 HUB SPIDER	1	
- 6	T10173E8	 BLADE /WITH DEICER BOOTS/	3	
- 7	A1654	 WIRE, BEARING RETAINING	3	
- 8	A1852	 GUIDE RING	3	
- 9	A1889	 SPACER, BALL	3	
- 10	A1851T	 BEARING, SPLIT	3	
- 11	A1877	 RING, BEARING RETAINING	3	
- 12	PRP909-10 PRP909-9 PRP909-8	 O RING, BLADE O RING, BLADE O RING, BLADE	AR AR AR	
NOTE USE PRP909-8, PRP909-9 OR PRP909-10 AS REQUIRED FOR PROPER FIT					
- 13	A1305	 WEIGHT, BALANCE	AR	
- 42	C3021 C3021DET#1 A862-1 A946	 PISTON UNIT PISTON BUSHING, PLASTIC BUSHING, BRONZE	1 1 1 6	

08/15/75 FIG. 247
PAGE 3

The example above shows the indenture system used to indicate parts in any given assembly. By this indenture system, parts shown in column 2 are component parts of the immediately preceding assembly, column 1; parts shown in column 3 are component parts of the immediately preceding assembly in column 2, etc., through column 7. For example, the HG-B3TN3/T10173E8 propeller assembly includes all parts listed starting after index 3. Note that items 1 and 3 (attaching parts) are not part of the propeller assembly. If part number 840-60 PROPELLER HUB SPIDER UNIT were ordered, it would include item 4 and item 5. There may be times a part number consists of more than 16 characters; in that case, an asterisk (*) will appear at the end of the part number column and the remainder of the number will be in the description field. See above example.

BEECHCRAFT BONANZA V35B ILLUSTRATED PARTS CATALOG

HOW TO LOCATE A PART WHEN THE DESCRIPTION IS KNOWN

BEECHCRAFT
ILLUSTRATED PARTS CATALOG

FIG. I INDEX NO.	PART NO.	DESCRIPTION	UNITS PER ASSY	USABLE ON CODE
247	80-00000	PROPELLER INSTL., REVERSING	MP	
	50-00003-051	PROPELLER ASSY, ELECTRIC DEICER /WITH SPINNER/ /SUSPENSES 50-00003-1/	2	
	MG-837N3/11017 • 3EB	PROPELLER ASSY, ELECTRIC DEICER /03000/ /WITHOUT SPINNER/ /ATTACHING PARTS/	1	
- 1	A2647	BOLT	8	
- 2	PR900-6	O RING, CRANSWAFT SEAL	1	
- 3	A1028	8	
- 4	840-60 A1891	HUB SPIDER ASSY PILOT TUBE	1	
- 5	A1173EB	3	
- 6	A1534	WIRE, FEATHER RETAINING	3	
- 7	A1932	GUIDE RING	3	
- 8	A1889	SPACER	3	
- 9	A1891T	RETAINING SPLIT	3	
- 10	A1877	FEATHER RETAINING	3	
- 11	PR900-10	WASHER	AR	
- 12	PR900-8	WASHER	AR	
- 13	A1305	WEIGHT, BALANCE	AR	
- 14	AM501410-6	SCREW, FILLISTER HEAD	6	
- 15	A466	SLEEVE, LINSCREW	3	
- 16	AM380-3-3	PIN, SLEEVE COTTER	3	
- 17	AP90-5	SLUG, COUNTERWEIGHT	3	
- 18	A3039	SLUG, COUNTERWEIGHT	3	
- 19	AMM1447R/	BOLT, HEX HEAD	6	
- 20	AP900-16	WASHER	6	
- 21	C1301-1	CLAMP ASSY	3	
- 22	A1306	GASKET, CLAMP	2	
- 23	A1372	BOLT, CLAMP	2	
- 24	A1373	WASHER	2	
- 24A	3 LUBRICAP	LUBRICAP	3	
- 25	A287	SCREW, CLAMP SOCKET HEAD	2	
- 26	AM380-3-2	PIN, COTTER	2	
- 27	A304	LINSCREW	1	
- 28	A285	PIN, LINSCREW STAKING	1	
- 29	A2036-22	SCREW, COUNTERWEIGHT SOCKET HEAD CAP	2	
- 30	A285	PIN, SOCKET HEAD CAP SCREW STAKING	2	
- 31	B3007	COUNTERWEIGHT	1	
- 32	A64	PIN, COUNTERWEIGHT STAKING	1	
- 33	RS15001-1	FITTING, LUBRICATOR	1	
- 34	B36-12	COLLAR ASSY, GUIDE	1	
	B3020	BUSHING, PLASTIC	3	
	A3623	SCREW, SOCKET HEAD CAP	1	
	A2038-14	PIN, STAKING	1	
	A114C	SPRING ASSY, FEATHERING	1	
	B31-1-9	TUBE, PILOT	1	
- 35	B468A	RETAINER, SPRING CUP	1	
- 36	A1827-1	TUBE, SPACER	1	
- 37	A3042	SPRING, INNER	1	
		SPRING, OUTER	1	
		RETAINER, SPRING	1	
		RETAINER, SPLIT	1	
		PISTON ASSY	1	
		PISTON	1	
		BUSHING, PLASTIC	1	
		BUSHING, BRONZE	6	

- 48, PR900-8 OR PR900-10 AS REQUIRED FOR PROPER FIT

FIG. 247
PAGE 3

08/15/75

08/15/75

FIGURE 247, PROPELLER, REVERSING

FIG. 247
PAGE 2

STEP 1
Locate figure & item number
on ILLUSTRATION

STEP 2
Locate figure & item number
on PARTS LISTING

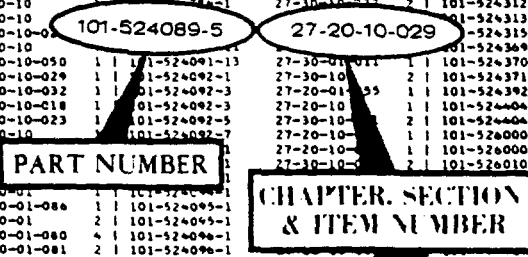
DESCRIPTION

Consult the Alphabetical Index, for the figure in which the part is listed. Immediately preceding the listing of parts is an illustration for each figure; locate the necessary part in the illustration (see step 1 in the example shown above). The index number adjacent to the illustrated part will appear in the listing of parts in the column entitled "Figure and Index Number" (see step 2 above). Immediately to the right of the index number will be found the required part number.

BEECHCRAFT BONANZA V35B ILLUSTRATED PARTS CATALOG

HOW TO LOCATE A PART WHEN THE PART NUMBER IS KNOWN

BEECHCRAFT ILLUSTRATED PARTS CATALOG							
PART NUMBER	GAMA/ATA CODE & INDEX NO.	QTY. PER ART.	PART NUMBER	GAMA/ATA CODE & INDEX NO.	QTY. PER ART.	PART NUMBER	GAMA/ATA CODE & INDEX NO.
101-524011-11	27-20-01-051	1	101-524075-1	27-20-10-021	1	101-524257-7	53-20-10
101-524011-5	27-20-01-052	1	101-524076-1	27-20-10-021	2	101-524265-1	27-20-01
101-524011-9	27-20-01-050	1	101-524076-1	27-20-10-017	1	101-524265-3	27-20-01-040
101-524012-11	27-20-01-049	1	101-524078-1	27-20-01	1	101-524281-1	27-20-30-025
101-524012-7	27-20-01	1	101-524078-1	27-20-10	1	101-524281-2	27-20-30-026
101-524013-1	27-20-01	2	101-524078-3	27-20-10-034	5	101-524287-1	27-20-40
101-524013-3	27-20-01-043	2	101-524079-3	27-20-01-053	1	101-524287-3	27-20-40
101-524014-5	27-20-01-047	2	101-524079-3	27-20-10	1	101-524287-5	27-20-40
101-524015-1	27-20-01-065	1	101-524083-1	27-30-10-034	4	101-524287-7	27-20-40-087
101-524018-1	53-20-10-003	1	101-524083-1	55-10-01-053	4	101-524287-9	27-20-40-088
101-524018-3	53-20-10	1	101-524084-1	27-30-01-047	2	101-524312-1	25-11-20
101-524019-8	53-20-10	1	101-524084-1	27-30-10-037	7	101-524312-3	25-11-20-010
101-524019-3	53-20-10	1	101-524084-1	27-30-10-037	7	101-524313-1	25-11-20-011
101-524020-1	53-20-10-003	1	101-524089-5	27-20-10-029	1	101-524315-1	53-20-10
101-524020-3	53-20-10	1	101-524091-13	27-30-01-011	1	101-524360-1	27-20-40-007
101-524021	76-10-10-050	1	101-524092-1	27-30-10	2	101-524370-1	27-20-40-014
101-524021-1	53-20-10-029	1	101-524092-1	27-30-10	2	101-524371-1	27-20-40-015
101-524022-1	53-20-10-032	1	101-524092-3	27-20-01-055	1	101-524392-1	27-20-40-005
101-524023-1	53-20-10-018	1	101-524092-3	27-20-10	1	101-524404-601	27-10-10
101-524024-1	53-20-10-023	1	101-524092-5	27-30-10	2	101-524404-602	27-10-10
101-524024-3	53-20-10	1	101-524092-7	27-20-10	1	101-526000-1	27-20-01
101-524030-1	27-20-01	1	101-524092-7	27-20-10	1	101-526000-5	27-30-01
101-524031-1	27-20-01	1	101-524092-7	27-30-10	2	101-526010-1	27-30-01-041
101-524031-1	27-20-01	1	101-524092-7	27-30-10	2	101-526010-7	27-30-01-042
101-524033-1	27-30-01	1	101-524095-1	27-30-01	1	101-526010-7	27-30-01-057
101-524033-3	27-30-01-084	1	101-524095-1	27-30-01	1	101-526010-7	27-30-01-068
101-524035-1	27-30-01	2	101-524095-1	27-30-01	1	101-526010-7	25-11-01
101-524035-3	27-30-01-080	4	101-524096-1	27-30-01	1	101-526010-7	25-11-01
101-524035-5	27-30-01-081	2	101-524096-1	27-30-01	1	101-526010-7	55-10-01
101-524036-1	27-30-30	1	101-524109-7	27-10-10	1	101-530021-7	25-13-01
101-524036-17	27-30-30-021	1	101-524109-9	27-10-10-04	1	101-530022-11	25-13-01-019
101-524036-5	27-30-30-022	1	101-524112-1	27-10-10	1	101-530022-15	25-13-01
101-524036-7	27-30-30	1	101-524112-3	27-10-10-037	1	101-530022-17	25-13-01-014
101-524037-3	27-30-01-107	1	101-524117-1	53-20-10	1	101-530022-17	39-10-30-019
101-524038-1	27-20-01-048	1	101-524118-3	53-20-10	1	101-530022-18	25-13-01
101-524039-11	27-30-01-124	1	101-524118-3	53-20-10	1	101-530022-18	39-10-30-020
101-524039-13	27-30-01	1	101-524118-3	53-20-10	1	101-530022-18	39-10-30-021
101-524039-7	27-30-01	1	101-524118-3	53-20-10	1	101-530022-18	39-10-30-022
101-524039-8	27-30-01	1	101-524118-3	53-20-10	1	101-530022-18	39-10-30-023
101-524039-9	27-30-01-123	1	101-524118-3	53-20-10	1	101-530022-18	39-10-30-024
101-524040-1	27-20-01	1	101-524118-3	53-20-10	1	101-530022-18	39-10-30-025
101-524040-15	27-20-01-078	1	101-524118-3	53-20-10	1	101-530022-18	39-10-30-026
101-524040-3	27-20-01-082	1	101-524118-3	53-20-10	1	101-530022-18	39-10-30-027
101-524040-5	27-20-01-080	1	101-524118-3	53-20-10	1	101-530022-18	39-10-30-028
101-524040-7	27-20-01-081	1	101-524118-3	53-20-10	1	101-530022-18	39-10-30-029
101-524040-9	27-30-01-102	1	101-524135-1	27-30-01-073	2	101-530022-605	39-10-30-020
101-524047-1	27-30-01	1	101-524136-3	27-30-01-082	2	101-530022-611	25-13-01
101-524047-3	27-30-01-098	1	101-524137-1	25-11-20-014	1	101-530022-613	25-13-01
101-524047-7	27-30-01-100	1	101-524142-1	27-10-10	1	101-530022-71	25-13-01-017
101-524048-3	27-20-01-085	1	101-524142-3	27-10-10-043	1	101-530023-1	25-11-20
101-524049-1	27-30-01-085	1	101-524143-1	27-10-10-038	1	101-530023-11	25-11-20-004
101-524053-19	27-30-01	2	101-524144-9	27-10-10-040	2	101-530023-12	25-11-20
101-524053-21	27-30-01-091	1	101-524147-1	27-10-10	1	101-530023-13	25-11-20-005
101-524053-23	27-30-01-089	1	101-524147-001	27-10-10	1	101-530023-14	25-11-20
101-524053-25	27-30-01-090	1	101-524148-1	27-10-10	1	101-530023-15	25-11-20-006
101-524053-27	27-30-01	1	101-524148-11	27-10-10-052	1	101-530023-16	25-11-20
101-524054-1	76-10-10	1	101-524148-17	27-10-10-051	1	101-530023-17	25-11-20-007
101-524057-1	27-30-20	1	101-524148-3	27-10-10-048	1	101-530023-18	25-11-20
101-524057-3	27-30-20-012	1	101-524148-4	27-10-10-049	1	101-530023-19	25-11-20-003
101-524059-3	27-20-01-058	1	101-524148-7	27-10-10-053	1	101-530023-20	25-11-20
101-524063-1	53-30-01	1	101-524148-9	27-10-10-050	1	101-530023-23	25-11-20
101-524063-3	53-30-01-021	1	101-524149-1	27-10-10	1	101-530023-25	25-11-20-002
101-524067-1	53-30-01-222	1	101-524149-11	27-10-10-025	1	101-530028-11	25-20-10-033
101-524068-1	27-20-10-027	1	101-524149-13	27-10-10	1	101-530041-11	27-10-10
101-524068-1	27-30-10-030	2	101-524149-3	27-10-10	1	101-530042-11	27-10-10
101-524069-1	27-30-10-022	2	101-524177-1	27-20-10-031	1	101-530042-605	27-10-10
101-524069-13	27-20-10	1	101-524177-3	27-20-10	1	101-530043-1	27-10-10-023
101-524069-15	27-20-10-019	1	101-524178-1	27-20-40-075	1	101-530044-9	27-10-10-017
101-524069-5	27-30-10	2	101-524178-3	27-20-40-076	1	101-530047-1	25-11-20-001
101-524070-1	27-30-10-027	2	101-524179-1	27-20-40-020	1	101-530048-1	25-11-20
101-524070-1	27-20-10-023	1	101-524179-3	27-20-40-021	1	101-530048-3	25-11-20-009
101-524071-1	27-30-10	2	101-524181-1	76-10-10-070	1	101-530067-3	38-30-30
101-524071-1	27-30-01	2	101-524186-1	27-20-40-059	1	101-530068-1	38-30-30-001
101-524072-1	27-30-10	2	101-524186-3	27-20-40-060	1	101-530078-3	25-13-01-027
101-524072-1	27-30-01-066	2	101-524188-1	53-20-10	1	101-530134-1	25-10-10
101-524072-1	55-10-01	2	101-524190-1	27-20-40-052	1	101-530135-1	25-10-10
101-524073-1	27-30-10	2	101-524191-1	27-20-40-054	1	101-530143-1	25-13-01
101-524073-3	27-20-10-015	1	101-524192-1	27-20-40-066	1	101-530143-11	25-13-01-023
101-524073-5	27-30-10-018	2	101-524193-1	27-20-40-050	1	101-530143-13	25-13-01
101-524073-7	27-20-10	1	101-524211-1	53-20-10-010	1	101-530143-9	25-13-01-020
101-524074-1	27-20-10-024	1	101-524211-3	53-20-10	1	101-530143-9	25-13-01
101-524074-3	27-30-10-024	2	101-524236-3	27-50-20-021	1	101-530146-31	25-21-40-007
101-524075-1	27-30-10-024	2	101-524257-5	53-20-10-019	1	101-530146-31	25-50-10-011



WHEN the part number is known turn to the ALPHA-NUMERIC INDEX to locate the correct chapter, section & item number in the illustration.


If the part number is known and the illustrated parts list must be consulted for model applicability or description, refer to the Alpha-Numeric Index, for the figure and item number of the required part. Refer to the example shown above.

**BEECHCRAFT
BONANZA V35B
ILLUSTRATED PARTS CATALOG**

IMPORTANT WHEN ORDERING PARTS

Always use the COMPLETE manufacturer's part number listed in the part number column. Be sure the "airplane serial number" accompanies all spares orders.

Delays in filling spare parts orders often occur as a result of incomplete information being furnished with the original order, i.e. lack of model designation and airplane serial number. The original order should always contain the information indicated by check marks on the placard shown below, in addition to the correct part number and description or any pertinent information which might further define the parts required.



The serial placard shown above is located on the main access door frame.

NOTE

Beech Aircraft Corporation expressly reserves the right to supersede, cancel and/or declare obsolete any part, part numbers, kits or publications that may be referenced in this manual without prior notice.

WARNING

This parts catalog has but one function; to facilitate ordering replacement parts for the BEECHCRAFT Bonanza V35B Airplane. Illustrations in this catalog are to be used only as

aids in identifying parts and should not be used as a maintenance reference for reassembly. Parts referred to in this catalog may be ordered through a BEECHCRAFT Authorized Outlet.

MICROFICHE / AEROFICHE

The General Aviation Manufacturers Association has developed a specification for Microfiche and registered the name Aerofiche for use by all GAMA Members. This manual is available on Aerofiche or on paper, and either form of this manual may be ordered from a BEECHCRAFT Authorized Outlet.

NOTE

It shall be the responsibility of the owner/operator to ensure that the latest revision of publications referenced in this handbook are utilized during operation, servicing, and maintenance of the airplane.

WARNING

Use only genuine BEECHCRAFT or BEECHCRAFT approved parts obtained from BEECHCRAFT approved sources, in connection with the maintenance and repair of Beech airplanes. Genuine BEECHCRAFT parts are produced and inspected under rigorous procedures to insure airworthiness and suitability for use in Beech airplane applications. Parts purchased from sources other than BEECHCRAFT, even though outwardly identical in appearance may not have had the required tests and inspections performed, may be different in fabrication techniques and materials, and may be dangerous when installed in an airplane. Salvaged airplane parts, reworked parts obtained from non-BEECHCRAFT approved sources, or parts, components, or structural assemblies, the service history of which is unknown or cannot be authenticated, may have been subjected to unacceptable stresses or temperatures or have other hidden damage, not discernible through routine visual or usual nondestructive testing techniques. This may render the part, component or structural assembly, even though originally manufactured by BEECHCRAFT, unsuitable and unsafe for airplane use. BEECHCRAFT expressly disclaims any responsibility for malfunctions, failures, damage or injury caused by use of non-BEECHCRAFT approved parts.

B E E C H C R A F T
B U N A N Z A V 3 5 8
I L L U S T R A T E D P A R T S C A T A L O G

F U N C T I O N A L G R O U P S

=====

10 GENERAL	280 FUEL SYSTEM
30 WING	310 CABIN FURNISHINGS
60 CENTER SECTION	340 OXYGEN SYSTEM
90 FUSELAGE	350 ELECTRICAL
130 EMPENNAGE	390 INSTRUMENTS
150 FLIGHT CONTROLS	410 CONDITIONED AIR
180 AUTOPILOT	450 PRESSURIZATION
190 VACUUM OR PRESSURE SYSTEMS	470 ALCOMOL ANTI-ICER SYSTEMS
200 LANDING GEAR	480 FIRE EXTINGUISHER & FIRE DETECTION SYSTEMS
230 HYDRAULIC POWER	490 AVIONICS
240 POWER PLANT	

F U N C T I O N A L G R O U P I N D E X G U I D E

=====

FUNCT. GROUP	SUB GROUP NUMBER	TITLE
10		GENERAL -----
	012	WING SKINS.
	013	FUSELAGE SKINS.
	015	EXTERIOR MARKINGS
	016	INTERIOR PLACARDS
	017	LOOSE TOOLS & ACCESSORIES
30		WING -----
	031	WINGS
	033	WING INBOARD LEADING EDGE D-9069 THRU D-9562, EXCEPT D-9536
	033A	WING INBOARD LEADING EDGE D-9536, D-9563 AND AFTER
	034	WING OUTBOARD LEADING EDGE. D-9069 THRU D-9562, EXCEPT D-9536
	034A	WING OUTBOARD LEADING EDGE. D-9536, D-9563 AND AFTER
	035	WING FRONT SPAR D-9069 THRU D-9343
	035A	WING FRONT SPAR D-9344 AND AFTER
	036	WING BOX SECTION.
	037	WING REAR SPAR AND TRAILING EDGE.
	039	WING TIP. D-9069 THRU D-9467
	039A	WING TIP. D-9468 THRU D-10119, EXCEPT D-10097
	039B	WING TIP.

B E E C H C R A F T
 BONANZA V35B
 I L L U S T R A T E D P A R T S C A T A L O G

FUNCTIONAL GROUP INDEX GUIDE
 =====

FUNCT. GROUP	SUB GROUP NUMBER	TITLE
30		<u>WING (CONT)</u>
	039B	WING TIP (CONT) D-10097,D-10120 AND AFTER
	040	FLAPS
	041	AILERON AND TAB
90		<u>FUSELAGE</u>
	091	NOSE STRUCTURE. D-9069 THRU D-9468, EXCEPT D-9439
	091A	NOSE STRUCTURE. D-9439, D-9469 AND AFTER
	097	CANOPY STRUCTURE.
	098	CABIN SIDES STRUCTURE
	099	CABIN BOTTOM STRUCTURE. D-9069 THRU D-10114 EXCEPT D-10084
	099A	CABIN BOTTOM STRUCTURE. D-10084, D-10115 AND AFTER
	101	FRONT SPAR CARRY THRU D-9069 THRU D-9414 EXCEPT D-9379
	101A	FRONT SPAR CARRY THRU D-9379, D-9415 AND AFTER
	102	REAR SPAR CARRY THRU. D-9069 THRU D-9414 EXCEPT D-9379
	102A	REAR SPAR CARRY THRU. D-9379, D-9415 AND AFTER
	103	AFT FUSELAGE STRUCTURE.
	104	CABIN DOOR. D-9069 THRU D-9537
	104A	CABIN DOOR. D-9538 AND AFTER
	106	BAGGAGE DOOR.
	107	BAGGAGE DOOR/OPTIONAL/.
	109	TAIL CONE
	110	WINDSHIELD AND WINDOWS.
	110A	OPENABLE WINDOW LATCH D-10348, D-10353 AND AFTER
	111	FIREWALL. D-9069 THRU D-9956, EXCEPT D-9928
	111A	UPPER FIREWALL.

B E E C H C R A F T
 BONANZA V358
 I L L U S T R A T E D P A R T S C A T A L O G

FUNCTIONAL GROUP INDEX GUIDE
 =====

FUNCT. GROUP	SUB GROUP NUMBER	TITLE
90		<u>FUSELAGE (CONT)</u> -----
	111A	UPPER FIREWALL (CONT) D-9928,D-9957 AND AFTER
	111B	LOWER FIREWALL. D-9439,D-9469 AND AFTER
	112	ASSIST STEP
130		<u>EMPENNAGE</u> -----
	131	EMPENNAGE INSTALLATION.
	132	STABILIZER.
	132A	STABLIZER REINFORCEMENT KIT
	133	RUDDERVATOR AND TAB
150		<u>FLIGHT CONTROLS</u> -----
	151	AILERON CONTROLS.
	152	RUDDERVATOR AND TAB CONTROLS.
	154	RUDDER PEDALS AND LINKAGE U-9069 THRU D-9468 EXCEPT D-9439
	154A	RUDDER PEDALS AND LINKAGE D-9439,D-9469 AND AFTER
	155	CONTROL COLUMN AND LINKAGE.
	156	CONTROL WHEEL
	159	ENGINE CONTROLS
	161	FLAP CONTROL MECHANISM.
	164	RUDDERVATOR TAB ACTUATOR.
180		<u>AUTOPILOT</u> -----
	182	BRITAIN AUTOPILOT.
	182A	FLIGHT AUGMENTATION SYSTEM.
190		<u>VACUUM OR PRESSURE SYSTEMS</u> -----
	194	INSTRUMENT PRESSURE SYSTEM.
200		<u>LANDING GEAR</u> -----
	202	MAIN LANDING GEAR

B E E C H C R A F T
 BUNANZA V35B
 I L L U S T R A T E D P A R T S C A T A L O G

FUNCTIONAL GROUP INDEX GUIDE
 =====

FUNCT. GROUP	SUB GROUP NUMBER	TITLE
200		LANDING GEAR (CONT) -----
	203	MAIN GEAR WHEEL D-9069 THRU D-9192
	203A	MAIN GEAR WHEEL D-9193 AND AFTER
	204	MAIN GEAR DOORS
	206	NOSE LANDING GEAR D-9069 THRU D-10396
	206A	NOSE LANDING GEAR D-10397 AND AFTER
	207	NOSE GEAR WHEEL D-9069 THRU D-9191
	207A	NOSE GEAR WHEEL D-9192 AND AFTER
	208	NOSE GEAR DOORS
	209	NOSE GEAR SHIMMY DAMPER
	210	NOSE GEAR STEERING.
	211	MAIN LANDING GEAR RETRACT MECHANISM
	212	NOSE LANDING GEAR RETRACT MECHANISM
	213	LANDING GEAR RETRACT GEARBOX.
	214	LANDING GEAR RETRACT MOTOR/14 VOLT/ D-9069 THRU D-9806
	214A	LANDING GEAR RETRACT MOTOR/28 VOLT/ D-10097,D-10120 AND AFTER
	214B	LANDING GEAR RETRACT MOTOR/14 VOLT/ D-9807 THRU D-10119,EXCEPT D-10097
	218	BRAKES. D-9069 THRU D-9191
	218A	BRAKES. D-9192 AND AFTER
	219	HYDRAULIC BRAKE PLUMBING. D-9069 THRU D-9125
	219A	HYDRAULIC BRAKE PLUMBING. D-9126 AND AFTER
	220	BRAKE MASTER CYLINDER
	221	BRAKE SHUTTLE VALVE D-9069 THRU D-10097
	221A	BRAKE SHUTTLE VALVE D-10098 THRU D-10208
	222	PARKING BRAKE VALVE
	223	LANDING GEAR SAFETY SYSTEM.

B E E C H C R A F T
 RONANZA V35b
 I L L U S T R A T E D P A R T S C A T A L O G

FUNCTIONAL GROUP INDEX GUIDE
 =====

FUNCT. GROUP	SUB GROUP NUMBER	TITLE
240		<u>POWER PLANT</u>
	241	POWER PLANT U-9069 THRU U-9775
	241A	TURBOCHARGED POWER PLANT. D-9069 THRU D-9180
	241B	POWER PLANT D-9776 AND AFTER
	242	ENGINE COWLING.
	244	BAFFLES
	245	EXHAUST SYSTEM.
	245A	EXHAUST SYSTEM FOR TURBOCHARGED ENGINE. U-9069 THRU D-9180
	248	TWO BLADED PROPELLER.
	249	THREE BLADED PROPELLER.
	249A	THREE BLADED PROPELLER. D-9069 THRU D-10382
	249B	THREE BLADED PROPELLER. D-10383 AND AFTER
	250	TWO BLADE ELECTRIC PROPELLER DEICE/14 VOLT/ D-9069 THRU D-10119, EXCEPT D-10097
	250A	TWO BLADE ELECTRIC PROPELLER DEICE/28 VOLT/ D-10097, D-10120 AND AFTER
	251	THREE BLADE ELECTRIC PROPELLER DEICE/14 VOLT/ D-9069 THRU D-10119, EXCEPT D-10097
	251A	THREE BLADE ELECTRIC PROPELLER DEICE/28 VOLT/ D-10097, D-10120 AND AFTER
	258	INDUCTION AIR
280		<u>FUEL SYSTEM</u>
	281	FUEL SYSTEM
	282	ENGINE SECTION FUEL
	285	FUEL BOOST PUMP
	286	FUEL SELECTOR PANEL
	287	FUEL CAP AND ADAPTOR.
	289	FUEL SELECTOR VALVE
	296	WING TIP FUEL TANKS

B E E C H C R A F T
B O M A N Z A V 3 5 8
I L L U S T R A T E D P A R T S C A T A L O G

F U N C T I O N A L G R O U P I N D E X G U I D E

=====

FUNCT. GROUP	SUB GROUP NUMBER	TITLE
310		CABIN FURNISHINGS -----
	311	UPHOLSTERY. D-9069 THRU D-9537
	311A	UPHOLSTERY. D-9538 THRU D-10352, EXCEPT D-10348
	311B	CABIN UPHOLSTERY. D-10348, D-10353 AND AFTER
	311C	CABIN HEADLINER D-10348, D-10353 AND AFTER
	312	CARPETS AND FLOORBOARDS D-9069 THRU D-9537
	312A	CARPETS AND FLOORBOARDS D-9538 THRU D-10114, EXCEPT D-10084
	312B	CARPETS AND FLOORBOARDS D-10084, D-10115 AND AFTER
	313	PILOT AND COPILOT SEATS D-9069 THRU D-9815
	313A	PILOT AND COPILOT SEATS D-9816 THRU D-9954
	313B	PILOT AND COPILOT SEATS D-9955 THRU D-10352 EXCEPT D-10348
	313C	PILOT AND COPILOT SEATS D-10348, D-10353 AND AFTER
	314	PASSENGER SEATS D-9069 THRU D-9861
	314A	PASSENGER SEATS/ROTON ADJUSTABLE/ D-9862 THRU D-10352, EXCEPT D-10348
	314B	PASSENGER SEATS/CAM ADJUSTABLE/ D-9862 THRU D-10352, EXCEPT D-10348
	314C	PASSENGER SEATS/CAM ADJUSTABLE/ D-10348, D-10353 AND AFTER
	314D	PASSENGER SEATS/ROTON ADJUSTABLE/ D-10348, D-10353 AND AFTER
	315	CABIN WINDOW SUN SHADE.
	317	SPECIAL SEATS D-9069 THRU D-10352, EXCEPT D-10348
	317A	SPECIAL SEATS D-10348, D-10353 AND AFTER
	324	CABIN FURNISHINGS
	327	ARMRESTS. D-9069 THRU D-10352 EXCEPT D-10348
	327A	ARMRESTS.

B E E C H C R A F T
B O N A N Z A V 3 5 B
I L L U S T R A T E D P A R T S C A T A L O G

F U N C T I O N A L G R O U P I N D E X G U I D E

=====

FUNCT. GROUP	SUB GROUP NUMBER	TITLE
310		CABIN FURNISHINGS (CONT) -----
	327A	ARMRESTS (CONT) D-10348,D-10353 AND AFTER
340		OXYGEN SYSTEM -----
	341	OXYGEN SYSTEM D-9069 THRU D-9821
	341A	OXYGEN SYSTEM D-9822 THRU D-10352,EXCEPT D-10348
	341B	OXYGEN SYSTEM D-10348,D-10353 AND AFTER
350		ELECTRICAL -----
	354	FUSELAGE ELECTRICAL/14 VOLT/. D-9069 THRU D-10119 EXCEPT D-10097
	354A	FUSELAGE ELECTRICAL/28 VOLT/. D-10097,D-10120 AND AFTER
	355	WING SECTION ELECTRICAL
	356	BATTERY/14 VOLT/. D-9069 THRU D-9817
	356A	BATTERY/14 VOLT/. D-9818 THRU D-10119,EXCEPT D-10097
	356B	BATTERY/28 VOLT/. D-10097,D-10120 AND AFTER
	357	STARTER/14 VOLT SYSTEM/ D-9069 THRU D-10119 EXCEPT D-10097
	357A	STARTER/28 VOLT SYSTEM/ D-10097,D-10120 AND AFTER
	358	STANDBY GENERATOR D-9979 AND AFTER
	359	ALTERNATOR/70 AMP/14 VOLT/. D-9069 THRU D-10119,EXCEPT D-10097
	359A	ALTERNATOR/100 AMP/28 VOLT/ D-10097,D-10120 THRU D-10247
	359B	ALTERNATOR/50 AMP/28 VOLT/. D-10097,D-10120 THRU D-10353
	359C	ALTERNATOR/100 AMP/28 VOLT/ D-10248 AND AFTER
	359D	ALTERNATOR/60 AMP/28 VOLT/. D-10354 AND AFTER
	360	TAXI AND LANDING LIGHT.

B E E C H C R A F T
B O M A N Z A V 3 5 8
I L L U S T R A T E D P A R T S C A T A L O G

F U N C T I O N A L G R O U P I N D E X G U I D E
=====

FUNCT. GROUP	SUB GROUP NUMBER	TITLE
350		<u>ELECTRICAL (CONT)</u>
	361	ROTATING BEACON D-9069 THRU D-10119, EXCEPT D-10097
	361A	ROTATING BEACON/28 VOLT SYSTEM/ D-10097, D-10120 AND AFTER
	362	STROBE LIGHTS D-9069 THRU D-9289
	362A	STROBE LIGHTS D-9290 AND AFTER
	363	STATIC DISCHARGE WICKS.
	364	RUDDERVATOR ELECTRIC TRIM CONTROL
390		<u>INSTRUMENTS</u>
	391	FLOATING INSTRUMENT PANEL D-9069 THRU D-9947
	391A	FLOATING INSTRUMENT PANEL D-9948 AND AFTER
	392	FIXED INSTRUMENT PANEL. D-9069 THRU D-9390
	392A	FIXED INSTRUMENT PANEL. D-9391 AND AFTER
	393	INSTRUMENT PANEL PLUMBING
	394	PITOT AND STATIC SYSTEM
	395	SUBPANEL.
410		<u>CONDITIONED AIR</u>
	411	AIR CONDITIONING. D-9787 AND AFTER
	415	FRESH AIR BLOWER. D-10348, D-10364 AND AFTER
	417	AIR DUCTS
	417A	AIR DUCTS D-9287 THRU D-10352, EXCEPT D-10348
	417B	FRESH AIR DUCTS D-10348, D-10353 AND AFTER
	425	AIR CONDITIONER COMPRESSOR. D-9787 AND AFTER
	426	AIR CONDITIONER CONDENSER D-9787 AND AFTER
	427	AIR CONDITIONER EVAPORATOR.

B E E C H C R A F T
B O N A N Z A V 3 5 B
I L L U S T R A T E D P A R T S C A T A L O G

F U N C T I O N A L G R O U P I N D E X G U I D E
=====

FUNCT. GROUP	SUB GROUP NUMBER	TITLE
410		CONDITIONED AIR (CONT) -----
	427	AIR CONDITIONER EVAPURATOR (CONT) D-9787 AND AFTER
490		AVIONICS -----
	490	EMERGENCY LOCATOR TRANSMITTER D-9306, D-9308 THRU D-10196
	490A	EMERGENCY LOCATOR TRANSMITTER D-10197 AND AFTER

Courtesy of Bomar Flying Service
www.bomar.biz

BEECHCRAFT
 BONANZA V35B
 ILLUSTRATED PARTS CATALOG

ALPHABETICAL INDEX

COMPONENT ITEM OR SYSTEM NAME	FIGURE NO.	COMPONENT ITEM OR SYSTEM NAME	FIGURE NO.
A			
ACTUATOR, FLAP	161	CABIN DOOR WINDOW	110
ACTUATOR, TRIM TAB	164	CABIN DOOR WINDOW	104
ADAPTER, FUEL CAP	287	CABIN FURNISHINGS	324
AFT FUSELAGE STRUCTURE	103	CABIN HEADLINER	324
AILERON AND TAB	41	CABIN HEADLINER	311C
AILERON CONTROLS	151	CABIN SIDE STRUCTURE	98
AIR CONDITIONER COMPRESSOR	411	CABIN STRUCTURE, UPPER	97
AIR CONDITIONER COMPRESSOR	425	CABIN WINDOW LATCH	110
AIR CONDITIONER CONDENSER	426	CABIN WINDOW SUN SHADE	315
AIR CONDITIONER DEHYDRATOR	411	CANOPY STRUCTURE	97
AIR CONDITIONER EVAPORATOR	427	CAP AND ADAPTER, FUEL	287
AIR CONDITIONING	411	CARPETS AND FLOORBOARDS	312
AIR DUCTS	417	CARRY THRU, FRONT SPAR	101
AIR FILTER	194	CARRY THRU, REAR SPAR	102
AIR INDUCTION BOX	258	CENTER CONSOLE COVER	411
AIR PRESSURE PUMP	194	CIGARETTE LIGHTER	324
AIR PRESSURE REGULATOR	194	CIRCUIT BREAKER PANEL	395
AIR TEMP INDICATOR	324	CLOCK, CONTROL WHEEL	156
AIRPLANE JACK	17	CLOCK, INSTRUMENT PANEL	391
AIR SPEED INDICATOR	391	COLD AIR DUCTS	317
AIR SPEED INDICATOR, VERTICAL	391	COLUMN, CONTROL	155
ALTERNATOR	359	COMPASS	324
ALTIMETER	391	COMPRESSOR, AIR CONDITIONING	425
AMMETER	392	COMPRESSOR, AIR CONDITIONING	411
ANTENNA, EMERGENCY LOCATOR	490	CONDENSER, AIR CONDITIONER	426
ARMREST	327	CONDITIONING, AIR	411
ASH TRAY	324	CONE, TAIL	109
ASSIST HANDLE	97	CONTROL COLUMN	155
ASSIST STEP	112	CONTROL COLUMN AND LINKAGE	155
AUTOPILOT	182	CONTROL COLUMN LOCK	17
B			
BAFFLES	244	CONTROL WHEEL	156
BAG, FLIGHT	17	CONTROL, COWL FLAP	159
BAGGAGE DOOR	106	CONTROL, MIXTURE	159
BAGGAGE DOOR/OPTIONAL/	107	CONTROL, PROP	159
BATTERY	356	CONTROL, THROTTLE	159
BATTERY BOX	356	CONTROLS, AILERON	151
BEACON, ROTATING	361	CONTROLS, ENGINE	159
BELT, PASSENGER SEAT	314	COOLER, OIL	241
BELT, PILOT & COPILOT SEAT	313	COORDINATOR, TURN	182
BELT, SPECIAL SEAT	317	COORDINATOR, TURN	391
BLOWER FRESH AIR	415	COVER, CENTER CONSOLE	411
BOOST PUMP, FUEL	285	COWL FLAP CONTROL	159
BOTTOM STRUCTURE, CABIN	99	COWLING, ENGINE	242
BOX SECTION, WING	36	CYLINDER HEAD TEMP INDICATOR	392
BOX, BATTERY	356	D	
BOX, INDUCTION AIR	258	DAMPER, NOSE GEAR SHIMMY	209
BRAKE MASTER CYLINDER	220	DEHYDRATOR, AIR CONDITION	411
BRAKE PEDAL	219	DEICER, THREE BLADED PROPELLER	251
BRAKE PLUMBING, HYDRAULIC	219	DEICER, TWO BLADED PROPELLER	250
BRAKE SHUTTLE VALVE	221	DIFFERENTIAL FLIGHT CONTROL	152
BRAKE VALVE, PARKING	222	DIFFERENTIAL, FLIGHT	152
BRAKES	218	DIRECTIONAL GYRO	391
BRITAIN AUTOPILOT	182	DISCHARGE WICKS, STATIC	363
BUG ASSY, NOSE	91	DOME LIGHT	417
C			
CABIN BOTTOM STRUCTURE	99	DOOR HANDLE, INSIDE CABIN	104
CABIN DOOR	104	DOOR HANDLE, OUTSIDE CABIN	104
CABIN DOOR HANDLE, INSIDE	104	DOOR WINDOW, CABIN	110
CABIN DOOR HANDLE, OUTSIDE	104	DOOR WINDOW, CABIN	104
		DOOR, BAGGAGE	106
		DOOR, BAGGAGE/OPTIONAL/	107
		DOOR, CABIN	104
		DOOR, EXTERNAL POWER RECEPTACLE	91

BEECHCRAFT
 BONANZA V35B
 ILLUSTRATED PARTS CATALOG

ALPHABETICAL INDEX

COMPONENT ITEM OR SYSTEM NAME	FIGURE NO.	COMPONENT ITEM OR SYSTEM NAME	FIGURE NO.
D			
DOOR, MAIN LANDING GEAR	204	GEAR DOOR, MAIN LANDING	204
DOOR, NOSE LANDING GEAR	208	GEAR, MAIN LANDING	202
DUCT, COLD AIR	417	GEAR, NOSE LANDING	206
DUCT, HEAT AND VENT	417	GENERATOR, STANDBY	358
DUCT, VENTILATION	417	GLARESHIELD	324
DUCTS, AIR	417	GLASS, CABIN DOOR WINDOW	104
E			
ELECTRICAL, FUSELAGE	354	GLOVE COMPARTMENT	392
EMERGENCY LOCATOR TRANSMITTER	490	GYRO, DIRECTIONAL	391
EMPENNAGE	131	GYRO, HORIZON	391
ENGINE CONTROLS	159	G	
ENGINE COWLING	242	GEAR DOOR, MAIN LANDING	204
ENGINE SECTION FUEL	282	GEAR, MAIN LANDING	202
EVAPORATOR, AIR CONDITIONER	427	GEAR, NOSE LANDING	206
EXHAUST GAS TEMP INDICATOR	245	GENERATOR, STANDBY	358
EXHAUST SYSTEM	245	GLARESHIELD	324
EXTERIOR MARKINGS	15	GLASS, CABIN DOOR WINDOW	104
EXTERNAL POWER DOOR	91	GLOVE COMPARTMENT	392
EXTINGUISHER, FIRE	324	GYRO, DIRECTIONAL	391
F			
FILTER, AIR	194	GYRO, HORIZON	391
FIRE EXTINGUISHER	324	H	
FIREWALL	111	HANDLE, ASSIST	97
FIXED INSTRUMENT PANEL	392	HANDLE, COWL DOOR LATCH	91
FLAP ACTUATOR	161	HANDLE, INSIDE CABIN DOOR	104
FLAP CONTROL MECHANISM	161	HANDLE, OUTSIDE CABIN DOOR	104
FLAP MOTOR	161	HANDLE, TOW	17
FLAP POSITION INDICATOR	392	HARNES, PASSENGER SHOULDER	314A
FLAP POSITION XMTR	161	HARNES, PILOT & COPILOT SHOULDER	324
FLAP SWITCH	161	HEADLINER, CABIN	324
FLAPS	40	HEADLINER, CABIN	311C
FLIGHT AUGMENTATION SYSTEM	182A	HEADREST, PASSENGER	314
FLIGHT BAG	17	HEADREST, PILOT & COPILOT	313
FLOATING INSTRUMENT PANEL	391	HEADREST, SPECIAL SEAT	317
FLOORBOARDS AND CARPETS	312	HEATED PITOT TUBE	394
FRAME, AFT BAGGAGE DOOR	107	HEATER AND TAILPIPE	245
FRAME, CABIN DOOR	104	HOISTING SLING	17
FRAME, SEAT	313	HORIZON GYRO	391
FRESH AIR BLOWER	415	HYDRAULIC BRAKE PLUMBING	219
FRESH AIR VALVE	417	I	
FRONT SPAR CARRY THRU	101	INDICATOR, OIL PRESSURE	392
FRONT SPAR, WING	35	INDICATOR, AIRSPEED	391
FUEL BOOST PUMP	285	INDICATOR, FLAP POSITION	392
FUEL CAP AND ADAPTER	287	INDICATOR, FUEL QUANTITY	392
FUEL CELL	281	INDICATOR, OIL TEMP	392
FUEL FLOW TRANSDUCER	282	INDUCTION AIR BOX	258
FUEL QUANTITY INDICATOR	392	INERTIA REEL	324
FUEL QUANTITY TRANSMITTER	281	INSIDE CABIN DOOR HANDLE	104
FUEL SELECTOR PANEL	286	INSTRUMENT PANEL PLUMBING	393
FUEL SELECTOR VALVE	289	INSTRUMENT PANEL, FIXED	392
FUEL SYSTEM	281	INSTRUMENT PANEL, FLOATING	391
FUEL TANKS, WING TIP	296	INSTRUMENT PRESSURE SYSTEM	194
FURNISHINGS, CABIN	324	INTERIOR PLACARDS	16
FUSELAGE ELECTRICAL	354	K	
FUSELAGE SKINS	13	KIT, STABILIZER REINFORCEMENT	132A
FUSELAGE STRUCTURE, AFT	103	L	
G			
GEAR BOX, RETRACT	213	LANDING AND TAXI LIGHT	360
H			
I			
J			
K			
L			
M			
N			
O			
P			
Q			
R			
S			
T			
U			
V			
W			
X			
Y			
Z			

BEECHCRAFT
BONANZA V35B
ILLUSTRATED PARTS CATALOG

ALPHABETICAL INDEX

COMPONENT ITEM OR SYSTEM NAME	FIGURE NO.	COMPONENT ITEM OR SYSTEM NAME	FIGURE NO.
L			
LEADING EDGE, WING/OUTBD/ LIGHT, COURTESY	34 354	PITOT AND STATIC SYSTEM	394
LIGHT, LANDING AND TAXI	360	PLACARD, BATTERY	356
LIGHT, MAP	156	PLACARD, INSTRUCTION/NOSE GEAR/ PLACARD, OXYGEN RECHARGE	206A 341
LIGHT, NAVIGATION	39A	PLACARDS, INTERIOR	16
LIGHT, ROTATING BEACON	361	PLANT, POWER	241
LIGHTER, CIGARETTE	324	PLUMBING, HYDRAULIC BRAKE	219
LIGHTS, STROBE	362	PLUMBING, INSTRUMENT PANEL	393
LOCK, CONTROL COLUMN	17	POSITION INDICATOR, FLAP	392
LOOSE TOOLS AND ACCESSORIES	17	POWER PLANT	241
LOWER FIREWALL	111B	POWER PLANT, TURBOCHARGED	241A
M			
MAGNETO	241	PRESSURE PUMP, AIR	194
MAIN GEAR DOORS	204	PRESSURE SYSTEM	194
MAIN GEAR RETRACT MECH	211	PROPELLER CONTROL	159
MAIN GEAR WHEEL	203	PROPELLER DEICER, THREE BLADED	251
MAIN LANDING GEAR	202	PROPELLER DEICER, TWO BLADED	250
MANIFOLD & FUEL PRESSURE IND	392	PROPELLER, THREE BLADED	249
MAP LIGHT	156	PROPELLER, TWO BLADED	248
MARKINGS, EXTERIOR	15	PUMP, AIR PRESSURE	194
MASK, OXYGEN	341	PUMP, FUEL BOOST	285
MASTER CYLINDER, BRAKE	220	Q	
MIXTURE CONTROL	159	QUANTITY INDICATOR, FUEL	392
MOTOR, FLAP	161	R	
MOTOR, LANDING GEAR RETRACT	214	REAR SPAR CARRY THRU	102
MUFFLER AND TAILPIPE	245	REAR SPAR STRUCTURE	102
N			
NAVIGATION LIGHTS	39A	REAR SPAR, WING	37
NOSE GEAR DOORS	208	REGULATOR, AIR PRESSURE	194
NOSE GEAR POSITION INDICATOR	212	RESERVOIR, HYDRAULIC BRAKE FLUID	219
NOSE GEAR SHIMMY DAMPER	209	RETRACT GEARBOX, LANDING GEAR	213
NOSE GEAR STEERING	210	RETRACT MECH, MAIN GEAR	211
NOSE GEAR WHEEL	207	RETRACT MECH, NOSE GEAR	212
NOSE LANDING GEAR	206	RETRACT MOTOR, LANDING GEAR	214
NOSE LANDING GEAR RETRACT MECH	212	ROTATING BEACONS	361
NOSE STRUCTURE	91	RUDDER PEDAL	154
O			
OIL COOLER	241	RUDDER PEDALS AND LINKAGE	154
OIL PRESSURE INDICATOR	392	RUDDERVATOR AND TAB	133
OIL TEMP INDICATOR	392	RUDDERVATOR AND TAB CONTROLS	152
OUTSIDE AIR TEMP INDICATOR	324	RUDDERVATOR ELEC TRIM CONTROL	364
OXYGEN BOTTLE	341	RUDDERVATOR TAB ACTUATOR	164
OXYGEN MASK	341	S	
OXYGEN OUTLETS	341	SAFETY SYSTEM, LANDING GEAR	223
OXYGEN SYSTEM	341	SEAT BELT, PASSENGER	314
P			
PANEL PLUMBING, INSTRUMENT	393	SEAT BELT, PILOT & COPILOT	313
PANEL, CIRCUIT BREAKER	395	SEAT BELT, SPECIAL	317
PANEL, FLOATING INSTRUMENT	391	SEAT TRACK, PASSENGER	314
PANEL, OVERHEAD FRESH AIR	417	SEAT TRACK, PILOT & COPILOT	313
PARKING BRAKE VALVE	222	SEAT, FIFTH AND SIXTH	317
PASSENGER SEATS	314	SEAT, PASSENGER	314
PEDAL, BRAKE	219	SEAT, PILOT AND COPILOT	313
PEDALS, RUDDER	154	SELECTOR VALVE, FUEL	289
PILOT AND COPILOT SEATS	313	SHELF, HAT	417
PITOT AND STATIC PLUMBING	394	SHIMMY DAMPER, NOSE GEAR	209
		SHOULDER HARNESS, PASSENGER	314A
		SHOULDER HARNESS, PILOT & COPILOT	324
		SHUTTLE VALVE, BRAKE	221
		SIDE STRUCTURE, CABIN	98
		SKIN, WING	12
		SKINS, FUSELAGE	13

BEECHCRAFT
 BONANZA V35B
 ILLUSTRATED PARTS CATALOG

ALPHABETICAL INDEX

COMPONENT ITEM OR SYSTEM NAME	FIGURE NO.	COMPONENT ITEM OR SYSTEM NAME	FIGURE NO.
S		W	
SPAR CARRY THRU,FRONT	101	WALKWAY,WING	12
SPAR CARRY THRU,REAR	102	WHEEL,CONTROL	156
SPAR,WING FRONT	35	WHEEL,MAIN GEAR	203
SPAR,WING REAR	37	WHEEL,NOSE GEAR	207
SPECIAL SEATS	317	WICKS,STATIC DISCHARGE	363
SPINNER,PROPELLER	249	WINDLACE,CARGO DOOR	311
STABILIZER	132	WINDOW LATCH,CABIN	110
STALL WARNING	355	WINDOW,CABIN DOOR	104
STANDBY GENERATOR	358	WINDOW,STORM	110
STARTER	357	WINDOWS	110
STATIC DISCHARGE WICKS	363	WINDSHIELD AND WINDOWS	110
STEERING,NOSE GEAR	210	WING BOX SECTION	36
STEP,ASSIST	112	WING FRONT SPAR	35
STORM WINDOW	110	WING INBOARD LEADING EDGE	33
STROBE LIGHTS	362	WING OUTBOARD LEADING EDGE	34
STRUCTURE,AFT FUSELAGE	103	WING REAR SPAR AND TE	37
STRUCTURE,BOTTOM CABIN	99	WING SECTION ELECTRICAL	355
STRUCTURE,CABIN SIDE	98	WING SKINS	12
STRUCTURE,NOSE	91	WING TIP	39
STRUCTURE,UPPER CABIN	97	WING TIP FUEL TANKS	296
SUBPANEL	395	WING WALKWAY	12
SUN SHADE,CABIN WINDOW	315	WINGS	31
SUNVISOR	324	WRENCH,WING BOLT	17
SWITCH,ELECTRIC TRIM CONTROL	364		
SWITCH,LANDING GEAR SAFETY	202		
SYSTEM,PITOT AND STATIC	394		
T			
TAB,RUDDERVATOR	133		
TACHOMETER	392		
TAIL CONE	109		
TAXI AND LANDING LIGHT	360		
THREE BLADED ELEC PROP DEICE	251		
THREE BLADED PROPELLER	249		
THROTTLE CONTROL	159		
TIP,WING	39		
TOOLS AND ACCESSORIES,LOOSE	17		
TOW HANDLE	17		
TRACK,PASSENGER SEAT	314		
TRACK,PILOT & COPILOT SEAT	313		
TRANSDUCER,FUEL FLOW	282		
TRANSMITTER,EMERGENCY LOCATOR	490		
TRANSMITTER,FUEL QUANTITY	281		
TRIM TAB ACTUATOR	164		
TURBOCHARGED EXHAUST SYSTEM	245A		
TURN COORDINATOR	391		
TWO BLADED ELEC PROP DEICE	250		
TWO BLADED PROPELLER	248		
U			
UPHOLSTERY	311		
UPPER CABIN STRUCTURE	97		
UPPER FIREWALL	111A		
V			
VALVE,BRAKE SHUTTLE	221		
VALVE,FUEL SELECTOR	289		
VALVE,PARKING BRAKE	222		
VENTILATION,CABIN AIR	417		
VERTICAL AIRSPEED INDICATOR	391		

ALPHA- NUMERIC INDEX

(ALPHA)

B E E C H C R A F T
B O N A N Z A V 3 5 B
I L L U S T R A T E D P A R T S C A T A L O G

PART NUMBER	FIGURE & ITEM NO.	PART NUMBER	FIGURE & ITEM NO.	PART NUMBER	FIGURE & ITEM NO.
#5 ROLLER	392A-10	AN174-34/M/	210 - 36	AN316-4R	152
#5 ROLLER	392 - 12	AN200KL3	155 -021	AN316-4R	204
#5 STRIKER	392 - 16	AN200KL3	155 - 16	AN316-4R	210 - 15
#5 STRIKER	392A-14	AN200KS4	131 - 35	AN316-5	220 - 20
#576 PRESSTITE	110	AN200KS5	131 - 36	AN316-5	220 - 2
#75 LOCTITE	213	AN200K3L	152 -118	AN316-5R	151
A-SA405	221 - 7	AN201K10A	156	AN316-5R	249 - 30
A-SA406	221 - 8	AN201K10A	156 - 3	AN316-5R	356
A-SA407	221 - 10	AN227-10T6	317A	AN316-6R	152 -148
A-SA408	221 - 6	AN227-8	102	AN316-6R	154
A-1473	364	AN227-8B	312	AN316-6R	154A-026
AC273	241A	AN227-8B	312	AN316-6R	211 - 14
AC273	241B-009	AN227-8B	312	AN316-6R	210 - 7
AC273	241	AN227-8B	312	AN316-6R	212
AU877	241B-032	AN227-8B	312	AN316-6R	212
AD877	241 - 62	AN227-8B	312	AN316-7L	212
AF5-1	017	AN227-8B	312	AN3169-1	161 - 27
AGC10	411 -067	AN227-8B	312	AN3186-2	202
AGC3	354	AN227-8B	312	AN320-3	131
AGC3	354	AN227-8B	341A	AN320-3	132
AGC5	354A-054	AN227-9	102	AN320-3	132
AGC5	354	AN229-28S96-1	324	AN320-3	131
AGC5	411 -066	AN23-14/M/	131 - 19	AN34086	251
AGC8	354	AN23-14/M/	132 - 39	AN34086	250
AK42B2B504K	364	AN23-14/M/	132 - 14	AN345-10	219A
ALA19S	359 - 8	AN23-14/M/	131 - 24	AN345B10	161
ALA20GS	359 - 12	AN24-15A	206 - 9	AN360-416	206A-064
ALA20GS	359B-013	AN2423	248 - 4	AN365-428	206A-065
ALB20AS1	359A-020	AN25-10K10	110 -055	AN365F1032	111
ALE1012NS	241	AN285-1	211 - 25B	AN366-832	102
ALE1012NS	359 - 9	AN3-10A/M/	091A- 94	AN366F428	099
ALE1013AS	359B-003	AN3-12A/M/	202 -087	AN380-2-2	287
ALE1042AAS1	359 - 1	AN3-14/M/	245A- 28	AN380-2-3	152
ALE1054A	359B-006	AN3-14A	313B-015	AN380-2-3	202
ALE1054R	359 - 4	AN3-14A	313B-009	AN380-2-3	241
ALE1142AAS1	359B-002	AN3-14A	314C-012	AN380-2C2	220 - 11
ALE2008AA	359B-009	AN3-14A	314C-016	AN380-3-2	209
ALE2008AB	359 - 10	AN3-14A	3140-012	AN380-3-2	249
ALP1034	359 - 14	AN3-14A	3140-016	AN380-3-4	213
ALU1043	359B-014	AN3-14A/M/	313 - 21	AN381-3-8	287 - 21
ALU1043	359 - 16	AN3-14A/M/	313 - 9	AN392-19	152
ALU1045AS	359 - 7	AN3-14A/M/	314 - 8	AN392-19	152 -108
ALU1045BS	359B-004	AN3-14A/M/	313A-017	AN392-19	151 - 8
ALU2138S1	359B-010	AN3-14A/M/	313A-007	AN392-21	152
ALU23	359B-015	AN3-15/M/	241 - 35	AN392-21	152 -102
ALV1002AS	359A-004	AN3-3A	194	AN392-23	099
ALV1003	359A-017	AN3-3A/M/	219A	AN392-23	099A
ALV1004	359A-012	AN3-4A	194	AN392-23	151
ALV1004A	359A-011	AN3-5A	194	AN392-23	151
ALV1012S	359A-009	AN3042-1	039A- 14	AN392-23	152
ALV1015	359A-008	AN3042-1	039 - 9	AN392-23	152
ALV1038S	359A-003	AN3042-2	039A	AN392-25	152 -160
ALV2006A	359A-015	AN310-3	202 - 70	AN392-25	210 - 12
ALV20084	359A-014	AN310-3	241	AN392-35	152 - 9
ALV21	359A-018	AN310-3	245A	AN392-35	151 - 19
ALX2038AS	359 - 13	AN310-4	210	AN392-53	152
ALX9405	241 - 3	AN310-4	206A-044	AN392-65	152 - 44
AMA19S	359A-010	AN310-4	287 - 8	AN392-67	152
AN104A	220 - 24	AN310-4	287 - 25	AN393-25	212 -012B
AN155-16L	152 - 89	AN310-5	152	AN393-29	202 -084
AN155-16S	152 - 90	AN310-5	202	AN393-77	213 - 5
AN155-32L	152 -110	AN3122-1512	039 - 10	AN4-12	206A-040
AN155-32L	152 - 14A	AN315-3R	212 - 39	AN4-14/M/	202 - 57
AN155-32L	152 - 74	AN315-4	091 - 92	AN4-21A/M/	206 -032
AN155-32S	152 -122	AN315-4	091A	AN4-22A /M/	207A- 9
AN155-32S	151	AN315-4	091A- 90	AN4-24A	206A-063
AN155-8L	152 - 82	AN315-4	091	AN4076-1	354
AN155-8L	152 - 47	AN316-4L	151	AN4076-1	354A
AN161-16RL	152 - 87	AN316-4R	091	AN42-4	202 - 68
AN161-16RS	202 - 71	AN316-4R	091A	AN5-13/M/	202 - 37
AN161-22LS	152 -123	AN316-4R	151	AN500A10-32	359B-027
AN165-22RL	152 - 75	AN316-4R	159 - 29	AN500B-12	285 - 28
AN165-8RS	152 - 83	AN316-4R	154A-045	AN501-10-9	285 - 6

B E E C H C R A F T
B O N A N Z A V 3 5 B
I L L U S T R A T E D P A R T S C A T A L O G

PART NUMBER	FIGURE C ITEM NO.	PART NUMBER	FIGURE C ITEM NO.	PART NUMBER	FIGURE C ITEM NO.
AN507-632R5	223 - 26	AN665-21R	104A- 28	AN815-50	341A-059
AN509-18	102	AN666-2	211 - 44	AN815-50	341 - 44
AN515-4-4	361 - 19	AN667-2	211 - 43	AN815-50	341A
AN515-4R12	223 - 7	AN735048	417	AN815-60	281 - 40
AN515-6R4	392	AN737RM107	417 -125	AN815-60	281 - 16
AN515-8R20	219	AN737RM22	223 - 30	AN815-60	296 - 27
AN515C4-4	285 - 32	AN737RM46	417 - 34	AN815-60	296 - 29
AN520-10R10	194	AN737TW107	417 -148	AN815-60	289 - 29
AN520-10R18	241A	AN737TW22	393 - 21	AN815-60	411 -081
AN525-10	104 - 48	AN737TW24	394 - 17	AN815-80	411 -080
AN525-10R6	099	AN737TW26	194	AN815-80	411 -012
AN525-1032	102	AN737TW26-30	411 -030	AN816-28	241B
AN526-632-22	202 - 73	AN737TW26-30	393	AN816-20	241A
AN526-632-40	219A	AN737TW30	182	AN816-20	241 - 42
AN526-632-40	219 - 3	AN737TW30	182	AN816-20	241B-026
AN530-10-10	219	AN737TW56-66	417 - 62	AN816-30	282 - 23
AN530-10R6	392	AN737TW74-91	417 - 47	AN816-4	241 - 96
AN530-10R6	392A	AN737TW74-91	417 - 67	AN816-40	219 - 25
AN530-8-12	311A	AN737TW98-114	417 - 25	AN816-40	219 - 10
AN535-2-3	112	AN737TW98-114	417	AN816-40	219 - 64
AN550-5R4	312	AN737TW98-114	417 - 5	AN816-40	219A- 74
AN550-5R4	312	AN742-11	354 - 55	AN816-40	219A- 17
AN550-5R4	312 - 5	AN742-3	219A- 26	AN816-40	241 - 83
AN550-5R4	312	AN742-3	219	AN816-40	241A-124
AN550-5R4	312	AN742-3	417 -137	AN816-50	341A
AN550-5R4	312	AN742-4	417 -133	AN816-50	341A
AN550-5R4	312 - 14	AN742-6C	219	AN816-50	341A
AN550-5R4	312 - 10	AN742-6C	219	AN816-50	341A
AN550-5R4	312	AN742-6C	219A- 46	AN816-50	341B
AN5546-1	354 - 27	AN742-6C	219 - 56	AN816-50	341 - 45
AN5546-1	354A-012	AN742-6C	296 - 25	AN816-6	282 - 7
AN565A6H4	364 - 12	AN742012	354 - 14	AN816-60	241A- 95
AN565B6H2	361 - 16	AN743-12	161 - 21	AN818-60	296
AN565B632H3	152	AN743-12	194	AN818-60	296
AN565B632H3	164	AN743-12	219 - 61	AN818-80	411
AN565D4H2	361 - 15	AN743-12	354 -105	AN819-60	296
AN565D6H2	354A	AN743-13	091	AN819-60	796
AN565D8-3	324 - 28	AN743-13	101	AN820-40	281
AN565D8H2	223 - 25	AN743-13	356	AN821-40	219A
AN565D8H2	354A	AN743-13	354A	AN821-40	219A- 40
AN6-10A	394	AN743-13	394 - 21	AN821-40	219 - 40
AN6-31A	206A-026	AN743-13	417 -132	AN821-40	219A- 45
AN6227-1	209 - 12	AN743-6	219 - 39	AN821-40	219 - 69
AN6227-13	209 - 10	AN743-6	219 - 35	AN821-40	219A- 64
AN6227-13	210 - 20	AN743P12	219 - 60	AN821-40	281 - 28
AN6227-23	206	AN743P12	354	AN821-40	281 - 20
AN6227-5	324 - 6	AN750-6	354 - 84	AN821-40	281 - 9A
AN6227-5	315	AN780-3	341 - 33	AN821-40	394 - 4
AN6227-7	209 - 11	AN801302	392	AN821-50	341
AN6227B11	220 - 8	AN804-40	219 - 28	AN821-50	341A-050
AN6227B13	161 - 17	AN80404	219A- 51	AN821-50	341B-025
AN6227B27	223 - 22	AN807-10	194 - 13	AN821-50	341A-042
AN6227B27	218A- 3	AN807-60	394 - 18	AN821-60	411 -050
AN6227B3	221 - 9	AN809-1	206	AN821-80	411 -045
AN6227B31	202 - 45	AN809-1	206A-016	AN822-10D	241A- 99
AN6227B5	222 - 20	AN813-18	206	AN822-40	219 - 11
AN6227B6	220 - 7	AN813-18	202 - 41	AN822-40	218A- 14
AN6227B7	222 - 19	AN814-40	221A-011	AN824-40	219A- 5
AN6227B9	213 - 12	AN815-100	411 -013	AN824-40	219A- 3
AN6227B9	220 - 9	AN815-4	202	AN824-40	223 - 41
AN6230-1	206A-011	AN815-4	282 - 9	AN824-40	219 - 13
AN6230-2	206A-021	AN815-40	219A- 62	AN824-50	341 - 58
AN6230B1	206 - 15	AN815-40	219A- 71	AN824-50	341B-023
AN6230B2	206 - 18	AN815-40	219 - 72	AN824-50	341A
AN6230B5	202 - 44	AN815-40	219 - 37	AN824-50	341A
AN6231A19	206 - 22	AN815-40	219 - 54	AN824-50	341 - 38
AN6270-4-15 1/2	241A-121	AN815-40	219 - 50	AN824-50	341A-048
AN6270-4-22 1/2	281 - 45	AN815-40	281 - 22	AN824-60	394 - 22
AN6270-4-23 3/4	241A-123	AN815-40	296 - 20	AN824-80	411 -033
AN6290-4	222 - 18	AN815-50	341A	AN826-40	241A- 98
AN6290-4	222 - 28	AN815-50	341B-018	AN826-60	241A- 92
AN665-10R	211 - 47	AN815-50	341A	AN832-3	111A-018
AN665-21R	104 - 74	AN815-50	341A	AN832-3	111

B E E C H C R A F T
B O N A N Z A V 3 5 B
I L L U S T R A T E D P A R T S C A T A L O G

PART NUMBER	FIGURE & ITEM NO.	PART NUMBER	FIGURE & ITEM NO.	PART NUMBER	FIGURE & ITEM NO.
AN832-3	241A- 35	AN914-10	223 - 34	AN931-12-17	194 - 32
AN832-3	241 - 43	AN914-10	341A-033	AN931-3-5	285 - 30
AN832-3	282 - 24	AN914-10	341B-031	AN931-4-12	281
AN832-4	111A-017	AN914-10	341B	AN931-4-7	103
AN832-4	111	AN914-50	341 - 84	AN931-4-7	281 - 38
AN832-4	241A- 61	AN917-1	241 - 88	AN931-4-7	417B
AN832-4	241 - 99	AN919-120	411 -052	AN931-5-12	341
AN832-4	281 - 44	AN919-125	241A- 84	AN931-5S13	244 - 40
AN832-4D	219 - 52	AN919-140	411	AN931-6-16	281 - 41
AN832-4D	219A- 24	AN919-150	411	AN931-7-11	219A- 39
AN832-4D	241A-122	AN919-150	411	AN931-8-13	161 - 23
AN832-5D	341B-027	AN919-150	411	AN931-9-13	098
AN833-3	111	AN919-60	241A- 85	AN932D1	285 - 4
AN833-3	111A-016	AN919-60	411 -038	AN935-10L	285 - 41
AN833-3	241	AN919-60	394 - 24	AN935-10L	285 - 7
AN833-3	241A- 37	AN924-10	194	AN935-10L	355
AN833-4	111	AN924-100	411	AN935-4	361
AN833-4	111B	AN924-3	111A	AN935-416	159
AN833-4	281 - 46	AN924-3	111A	AN936A10	355
AN833-4D	219A- 9	AN924-3	111	AN936A6	251
AN833-4D	219A- 42	AN924-3	241A	AN936A6	250
AN833-4D	219 - 27	AN924-3	241A	AN936A7163	394
AN833-4D	219 - 74	AN924-3	282	AN936A8	285 - 36
AN833-4D	219 - 34	AN924-3D	241	AN936A8	285 - 29
AN833-4D	221A-008	AN924-4	111	AN936B10	161
AN833-4D	219A- 59	AN924-4	111	AN936B6	392
AN833-4D	219 - 42	AN924-4	111A	AN940-416	287 - 26
AN833-4D	219A- 53	AN924-4	241A	AN960-10	131
AN833-4D	241A-151	AN924-4	282	AN960-10	131
AN833-4D	241A- 89	AN924-4	281	AN960-10	132
AN833-4D	282 - 16	AN924-4D	202 - 51	AN960-10	132
AN833-4D	281	AN924-4D	219	AN960-10	194
AN833-4D	289 - 27	AN924-4D	219A	AN960-10	241
AN833-4D	281 - 26	AN924-4D	219	AN960-10	245A
AN833-6	281 - 43	AN924-4D	219A	AN960-10	359C-007
AN833-6D	241A- 82	AN924-4D	219	AN960-10	359D-026
AN833-6D	281 - 33	AN924-4D	221A-010	AN960-10	354A
AN833-6D	289 - 26	AN924-4D	219	AN960-10	359D-007
AN833-6D	281 - 31	AN924-4D	219A	AN960-10	417
AN833-6D	281 - 14	AN924-4D	219	AN960-10L	110A
AN837-10	411 -008	AN924-4D	219	AN960-10L	161
AN837-3	111A-015	AN924-4D	219	AN960-10L	213
AN837-4	282 -002	AN924-4D	219A	AN960-10L	202 - 69
AN837-4D	202 - 52	AN924-4D	219A	AN960-10L	206A-032
AN837-4D	219 - 45	AN924-4D	219A	AN960-10L	219A
AN837-4D	219A- 48	AN924-4D	219A	AN960-10L	258
AN837-4D	219A- 57	AN924-4D	219	AN960-10L	313
AN837-4D	219 - 17	AN924-4D	219A	AN960-10L	313 - 10
AN837-4D	219 - 57	AN924-4D	219A	AN960-10L	313A
AN837-4D	219A- 7	AN924-4D	219A	AN960-10L	313B
AN837-4D	219 - 47	AN924-4D	219	AN960-10L	313B-010
AN837-4D	219A- 20	AN924-4D	241A	AN960-10L	314
AN837-4D	219A- 19	AN924-4D	241	AN960-10L	313A-008
AN837-4D	219 - 15	AN924-4D	241A	AN960-10L	314D
AN837-4D	241 - 72	AN924-4D	281	AN960-10L	314C
AN837-4D	281 - 27	AN924-4D	281	AN960-10L	314D
AN837-4D	289 - 28	AN924-4D	289	AN960-10L	314C
AN837-6D	241A- 81	AN924-4D	281	AN960-10L	354A
AN837-8D	241A-115	AN924-5D	341B	AN960-1216	411
AN840-4D	241A-101	AN924-6	281	AN960-1416	223
AN844-4D	241A-113	AN924-6D	241A	AN960-1416	411
AN865-1	241 - 97	AN924-6D	281	AN960-1416L	194
AN865-1	244 - 19	AN924-6D	281	AN960-3	212
AN894D3-2	111	AN924-6D	281	AN960-3	209 - 13
AN894D3-2	111A	AN924-6D	281	AN960-4	223
AN894D3-2	241A	AN924-6D	289	AN960-416	207A
AN894D3-2	241	AN924-8	411	AN960-416	206
AN900-10	241B	AN924-8D	221A-006	AN960-416	210
AN900-10	241A- 23	AN929-5	341A	AN960-416	206
AN910-1	341 - 32	AN929-5	341 - 62	AN960-416	202
AN911-1	241 - 87	AN929-5	341 - 65	AN960-416	354A
AN912-10	411 -022	AN929-6	394	AN960-416	417
AN912-2D	411 -026	AN931-11-16	161	AN960-416L	182A

B E E C H C R A F T
B O N A N Z A V 3 5 B
I L L U S T R A T E D P A R T S C A T A L O G

PART NUMBER	FIGURE E ITEM NO.	PART NUMBER	FIGURE E ITEM NO.	PART NUMBER	FIGURE E ITEM NO.
AN960-416L	218A	AN960D10	202	A1633-13	248 - 15
AN960-416L	313 - 7	AN960U10	202	A1633-22	249B-056
AN960-416L	314	AN960U10L	212	A1633-30	249A- 17
AN960-416L	314	AN960D6	202	A1633-77	249B-042
AN960-416L	314A	AN960D716	202	A1633-9	248 - 46
AN960-416L	313B-006	AN970-3	2418	A1633-9	248 - 41
AN960-416L	313A-005	AQ64	355 - 1	A1633-9	249A- 42
AN960-416L	313C-005	AQ8Q	355 - 2	A1633-9	249A- 37
AN960-416L	314D	ARKH5ECR	212	A1633-9	249B-045
AN960-416L	314C	AR2606-1	107	A1633-9	249B-025
AN960-416L	314B	AR4	151	A1634-4	248 - 21
AN960-516	152	ASCT509T6-11	035 - 7	A1634-5	249A- 14
AN960-516	202	ASCT509T6-12	035 - 8	A1634-6	249B-033
AN960-516	241	ASCT509T6-13	035 - 9	A1635-108	249B-032
AN960-516	356	ASCT509T6-14	035 - 10	A1635-133	249B
AN960-6	219A	ASCT509T6-14	035 - 19	A1635-138	249B
AN960-6	219	ASCT509T6-15	035 - 20	A1635-70	249B-006
AN960-6L	426	ASCT509T6-15	035 - 11	A1636	249A
AN960-616	111A	ASCT509T6-16	035 - 21	A1636-17	248 - 50
AN960-616	111	ASCT509T6-16	035 - 12	A1636-17	249B
AN960-616	111A	ASCT509T6-17	035 - 22	A1636-6	248 - 12
AN960-616	211	ASCT509T6-17	035 - 13	A1636-7	248 - 36
AN960-616	206A-052	ASCT509T6-18	035 - 23	A1636-7	249A- 31
AN960-616	241	ASCT509T6-19	035 - 24	A1636-7	249B-023
AN960-616	241A	ASCT509T6-20	035 - 25	A1638-4	249B
AN960-616	241A	ATC3	362 - 12	A1638-5	249B
AN960-616	241A	AT422002	391A	A164-454	222 - 3
AN960-616	282	AVU45	411 -027	A164-668	222 - 4
AN960-616L	212	AVU45	411 -034	A164-669	222 - 1
AN960-616L	212	A086A	220 - 27	A1742	248 - 16
AN960-616L	210 - 6	A091A	220 - 19	A1783	039
AN960-616L	324 - 7	A10	194 - 31	A1784-6Z1	099
AN960-616L	315	A10	241	A1784-6Z1	102
AN960-616L	354	A10	282 - 18	A18	241 - 21
AN960-716	111A	A101-22	221 - 3	A1811	039A- 15
AN960-716	111	A102-15	221 -001	A1815AG7512	039B
AN960-716	111	A104-188	222 - 9	A1815AR7512	039B
AN960-716	219A	A1059-014-3	287 - 29	A1815A1	039A- 10
AN960-716	219	A106-7-5	245A- 45	A1815A2	039A
AN960-716	219A	A106-7-5	245 - 18	A1825	039 - 12
AN960-716	219	A107A	220 - 35	A1825	039A- 17
AN960-716	241	A110	220	A1882	248 - 18
AN960-716	282	A1111	039 - 11	A1883	248 - 17
AN960-716	281	A113A	220 - 32	A1934	248
AN960-716	281	A114-176	222 - 7	A1935	248 - 43
AN960-716L	212	A114G	249 - 27	A1936	248 - 42
AN960-716L	219	A115-62	222 - 8	A1937	249A- 41
AN960-716L	219A	A117-133	222 - 10	A1937	248 - 45
AN960-716L	219A	A1170-6	091	A1937	249B-020
AN960-716L	219A	A1170-7	154 - 32	A2	324 - 9
AN960-716L	219A	A1170-8	154 - 17	A2027	249 - 13
AN960-716L	219A	A1170-8	154 - 15	A2036-22	249 - 11
AN960-716L	219A	A1257A	039B-014	A2037	249 - 29
AN960-716L	219	A1257A	039A- 16	A2104	248
AN960-716L	219A	A1280-2	039B-013	A2108	249A- 32
AN960-716L	219	A1280-3	039B	A2108	248 - 37
AN960-716L	219	A132-179	222 - 11	A2108	249B-024
AN960-716L	219	A137A2	220 - 21	A2126-2	248 - 47
AN960-716L	219A	A138A	220 - 28	A2126-4	248
AN960-716L	219	A14	194 - 46	A2126-6	248
AN960-716L	219	A14	194	A2185	248 - 48
AN960-716L	241A	A14	194	A2230	249A- 45
AN960-8	159	A1444	249 - 31	A2230	249B-046
AN960-8	159	A1496	249 - 4	A225	154 - 51
AN960-8	219	A150-126	222 - 6	A225	154 - 47
AN960-8	241A	A1561-4	248	A225	154A-035
AN960-8L	426	A1561-6	248	A2295-1P	241
AN960-8L	426	A1580	249A- 11	A2295P	241
AN960-816	341B	A1580	248 - 19	A23092-1	110A
AN960-816L	202 -082	A16	393	A23092-5	110A
AN960-916	281	A1633-12	248 - 34	A2351	248 - 35
AN960A6	202	A1633-12	249A- 29	A2351	249A- 30
AN960B416	313C	A1633-12	249B-021	A2351	249B-022

B E E C H C R A F T
B O N A N Z A V 3 5 B
I L L U S T R A T E D P A R T S C A T A L O G

PART NUMBER	FIGURE & ITEM NO.	PART NUMBER	FIGURE & ITEM NO.	PART NUMBER	FIGURE & ITEM NO.
A2356	249A- 23	A7615	361 - 13	B2345	249A- 36
A2356	248 - 28	A7631	361 - 6	B2417	248 - 8
A282	249 - 9	A7632	361 - 7	B2420-4	248 - 13
A3042-2	039	A7635A	361 - 8	B2420-6	248
A3047	249A- 44	A779	210 - 9	B2421-10	248
A3047	248 - 49	A7942	361 - 4	B2421-12	248
A3047-30	248	A8	194 - 23	B2421-14	248
A3047-30	249A	A8107-1	361 - 5	B2421-16	248
A3047-45	249A	A817-4	249 - 25	B2421-18	248
A3047-45	248	A850-8	222	B2421-20	248
A311	249	A861-3L	249 - 19	B2421-8	248 - 14
A3110	249A- 15	A862-2	249 - 24	B2422-1	248 - 11
A3124	248 - 39	A865A1	222 - 32	B3099	249A- 43
A3124	249A- 33	A867A	222 - 30	B3216	248 - 26
A3124	249B-027	A872-012-1	212 -031B	B3243	241
A3125	248 - 38	A889A	222 - 31	B3243	241
A3125	249A- 34	A8970B-327	392A	B3243	249A- 50
A3125	249B-028	A8970B-330	392A	B3243	241A
A3150-4	249B-052	A8970B1-327	341B-014	B3243	248 - 58
A3150-5	249B-018	A8970B1-327	341A-028	B3243	249B
A3217	248 - 27	A8970B1-330	341 - 87	B3243	241A
A323A	220 - 34	A8970B2-330	392 - 40	B3410-16	241
A3289	248 - 7	A903	017 - 16	B3410-16	241A
A3289	249A- 8	A946	249 - 26	B3410-16	249B
A3324	248 - 57	A971	249 - 14	B3410-16	248 - 59
A3324	249A- 55	A972	249 - 15	B3410-32	249B
A3530	249A- 4	A974	249 - 16	B3410-32	248
A3543	249A- 10	BC56984	040 - 11	B3476-10	249A
A3547	248	BE106-2	241	B3476-12	249A
A3549	248	BE180	017 - 15	B3476-14	249A
A3556	249A- 35	BE709-4-23-6	356A-009	B3476-16	249A
A4	182	BE709-4-30-6	356B-013	B3476-18	249A
A4001	249B-047	BE709-6-72-6	241B-021	B3476-20	249A
A4149	039	BE712-3-14-4	241B-019	B3476-22	249A
A4424	249B-055	BHCCAYFIB/8468	241	B3476-25	249A
A4427	249B-039	BJ107	241B	B3476-8	249A- 19
A4490-3	039	BP60	490	B3478	249A- 20
A4577	249B-030	BP60-11	490A	B3491	249A- 9
A46FC	311C	BR60-08	490	B3503	249A- 6
A46FC	417A	BR60-08	490A-002	B3510-16	249A- 51
A47-1	249 - 7	BS315	017	B3510-32	249A
A4738	249B-019	BX4075	359A-019	B3526	248
A48	249 - 17	BX4075	359B-016	B3526	249A- 28
A4823	249B-013	BZ-3YT	202 -075	B3529	249A- 39
A4824	249B-010	BZ3AT	202	B3531	249A
A4827	249B-012	BZ3AT	354A-070	B3550-1	417 - 92
A497A	220 - 31	BZTRMT822	426 -030	B3551	249A- 22
A505	220 - 17	B1	363	B3557	249A- 38
A57G011	220 - 14	B100-06	161	B40-1	091A- 84
A57G113	220 - 13	B128	152 -137	B40-1	159 - 48
A57G393	220 - 18	B1344	249 - 42	B40-1	212 - 38
A57G394	220 - 10	B1412	154A	B4014	249B-034
A57G395	220 - 4	B1412	154A	B4026	249B-011
A57G396	220 - 16	B1416	154 - 7	B4071	249B-048
A57G399	220 - 6	B1416	154A	B4277-3	249B-037
A57G400	220 - 1	B1416	154A	B4342	249B-007
A57G401	220 - 5	B146	091A	B4354	249B-008
A577A	222 - 29	B146	091	B4354-1	249B
A6	194 - 35	B146	154	B4391	249B-054
A606	220 - 12	B148	154	B4407	249B-038
A6177	039A- 12	B148	154A	B4407-1	249B
A6191-6Z1	097	B148	154	B4407-2	249B
A6195-6Z1	111	B148	154A	B4426	249B-040
A6195-8Z3	033	B148	155 -020	B4649	249B-036
A6745B	354A-017	B148	212 - 6	B4733	249B-009
A6745B12	354 - 78	B1480	249 - 10	B4820-2	249B-031
A6795B	354A-016	B1843	249 - 35	B4828	249B-016
A6914-1024-1	091	B1882	249 - 32	B5254	249B
A6914-1024-1	040 - 8	B1965	248 - 33	B55	132 - 37
A6914-1024-1	091A	B20-15S	251A	B55	131 - 17
A7079812	361 - 17	B20-15S	250A	B55	131 - 22
A7512-12	039A- 18	B2345	249B-029	B55	132 - 12
A7613	361 - 14	B2345	248 - 40	B7605A	361 - 10

B E E C H C R A F T
B O N A N Z A V 3 5 B
I L L U S T R A T E D P A R T S C A T A L O G

PART NUMBER	FIGURE & ITEM NO.	PART NUMBER	FIGURE & ITEM NO.	PART NUMBER	FIGURE & ITEM NO.
B7640A	361 - 11	C5271	249B-017	GJT47	359A-001
B7640-1	361 - 23	C6189	156	GJ20DS	357 - 12
B78	156 - 4	D01W	363	GR32	359 - 18
B88	213 - 28	DG15-5	107	GR32	359A-007
CA3106E12S3S	354A	DG15-5	107	GR32	359B-011
CB2320	354 - 66	DOAZ6229024K	311A-046	GS4	182
CB2330	354A	DREMHD5	212 - 3	GS4	182
CB3115A	354 - 44	DYD1441	107 -003A	GS4	182A
CB3115A	361 - 34	DYD1441-1	107	GS4	182
CB3120A	354 - 50	DY1498	107	GS4	281
CCA-1269	296	DY1499	107 - 4	G1314	354
CCA-1269	289	DY1501-1	107	G82NDB2	249B-041
CCA-1319	281	DY318-1	107	HE1114	289 - 3
CCA-3400	281 - 58	D160-00-1	161	HE1297	289 - 13
CCA-4850	289 - 25	D160-00-3	161	HE1300	289 - 15
CCA-4850	296 - 16	D165-100-2	212 -023A	HE1301	289 - 9
CDLM80	354 - 56	D165-100-2	324	HE1331	296
CEL230784	245A- 32	D165-100-2	354 -083	HE1332	296
CM10	394 - 35	D165-100-2	354	HE1347	289 - 14
CO D08892-1	394	D2116	248	HE1348	289 - 12
CP6P	355 - 3	D2659/8480	248 - 6	HE1349	289 - 2
CK1720	324 - 5	D3393	241	HE1350	289 - 8
CR1720	315 -001	D3393	241A	HE1351	289 - 7
CS4000W/265-4	313 - 45	D3393	248 - 54	HE1352	289 - 17
CS4000W/265-4	317 - 14	D3496	249A- 40	HE1373	222 - 23
CS5000B38	324	D3581	249A	HE1526-1	296
CS6A	241B	D3582/82M82	249A- 7	HE1526-2	296
CS647 LH	324	D3586	241	HE1528-8	296 - 14
CS647 RH	324	D3586	241A	HE1568-1	296 - 13
CS649	324	D3586	249A- 52	HE1569	296 - 1
CT2A2	156	D3591/84B2	248	HE1570	296 - 2
C1399	241	D366	110 -009	HE1571	296 - 3
C1399	249 - 37	D366	110 - 7	HE1572	296 - 6
C145-200	161	D366	110 - 14	HE1573	296
C145-250	161	D4023-3/8	110 - 8	HE1575	296 - 15
C147-7-3-6	411 -079	D4023X1-1/4	110 - 6	HE1576	296 - 12
C1477-1	249 - 3	D4023X1/2	110 - 13	HE1793	222 - 12
C1587	248	D5249/C406	249B	HE189	289 - 6
C1587-1	248 - 22	D5257	249B	HE189	296 - 8
C1587-2	248 - 23	D5258	249B	HE1900-4	222 - 24
C160-40-1	161	D5259	249B-057	HE1902	222 - 13
C1881-1	249 - 23	D611A	313 - 46	HE1903	222 - 14
C1881-1DET1	249 - 28	D611A	324	HE1905-1	222 - 15
C1904	249A- 24	D611A	317 - 15	HE1906	222 - 16
C1904	248 - 29	D611A	324	HE191	296 - 9
C1939	248 - 44	D65238-1	356A	HE191	296 - 10
C226-1	241	D7080A1-12	361	HE193	289 -004
C226-1	249 - 40	D7080A1-24	361A-002	HE193	296
C2400L4P1A	324	D7080A5-24	361A-007	HE636	104 - 2
C2400L4P1A	392 - 55	D7080A6-12	361	HE636	104A- 2
C2400L4P1A-B	324 - 54	D9-14-1	194	HE7002-3	222
C2400L4P1A-B	392	EBD03-0012	194 - 38	HE7002-3	219A- 37
C2463	248 - 24	EBD03-0012	393 - 22	HE763	296
C2464	248 - 20	EC750	356A	HE833	289 - 1
C281XDX12VDC	354	EF5-1	017	HIS832BC100X200	035
C281XDX12VDC	354	ELT10-158	490	HL200	222 - 2
C2835	248	ELT10-214-2	490A-005	HL214	221 - 4
C2987	249A	ELT10-214-2	490 - 2	HL338	222 - 5
C2987-1	249A- 13	EQ6544	425	HL5	221 - 2
C2987-2	249A- 16	EQ6566	425	HL837	221 - 5
C3-1E	249 - 6	E3510	249A- 46	HM4U	210 - 14
C3111	249A- 12	FCB25722	287	HM4U	204 - 22
C3411	249B	FLLA	354A-055	HM6	211 - 13
C3411-1	249B-043	FLLB	354	HS15248	317A-006
C3411-2	249B-044	F0728-006	214B-010	HS51248	317 - 10
C3493	249A- 18	FR2 1/2	324	HZ622-1-090	392A
C3498	249B-049	FSH	354	H2109-3	091A- 60
C3548	248	FSH	354A-056	H2109-3	091 -094A
C37656-41	287 - 18	F0728-006	214A-010	H2109-3	091A-100A
C3903	249B-035	F310	152 - 70	H2109-3	091 - 57
C4100642-1	341A-067	F310	164 - 17	H2109-4	091A
C4784	249B-026	F6500AX2	104 - 20	H2109-4	091A
C5264	249B-005	F6608EX2	107 - 8	H2109-4	091 - 58

B E E C H C R A F T
BOMANZA V35B
I L L U S T R A T E D P A R T S C A T A L O G

PART NUMBER	FIGURE C ITEM NO.	PART NUMBER	FIGURE C ITEM NO.	PART NUMBER	FIGURE C ITEM NO.
H2109-4	091	MAMBA-2	015	MS171652	313C-027
H2829-1	110A-001	MCD2711	411	MS17821-1-9	362A- 3
H910-3	091A- 93	MCH2147	357 - 1	MS17821-1-9	362A
H910-3	091 - 95	MCI106-150	245	MS17821-1-9	490A
IN1354	354 -121	MCI106-200	245	MS18034-1	362A
IN2484	354 -123	MCI106-53	241	MS18034-1	490A
IN3212	354 -120	MCL1005P	357 - 3	MS18034-1	490
IN4734	392A- 28	MCL1136S	357 - 6	MS20364-428	091
IN752A	392A-028	MCL2092S	357 - 4	MS20364-428	210
IO52088	241	MCL2136A	357A-006	MS20365-1032	194
IO52088	241B	MCL6501	241 - 4	MS20365-1032	202
IO52088	241B	MC2711	202 -074	MS20365-1032	258
IO52088	241B	MOL1002	357 - 5	MS20365-1032	313
IS14818F	214 - 19	MOL1005FS	357A-003	MS20365-1032	313 - 14
JV5	223 - 3	MOL2012ES	357A-002	MS20365-1032	313A-012
JV5	354 - 3	ND1064ES	357A-008	MS20365-1032	3138
JV5	354A-003	ND46-15	152 -147	MS20365-1032	313A
JV5	411 -003	ND46-15	210 - 4	MS20365-1032	3138-014
J10520-1	241 - 1	NES98S	359A-021	MS20365-428	202 - 19
J10520-1	241A- 40	NEX2092AS	357A	MS20365-428	202
J10520-1	241B-001	NEX2092S	357A-004	MS20365-428	206
J20125-03	311C	NFX1064	357 - 8	MS20365-428	207A
J20154	311C-011	MHD2012S	241	MS20365-428	218A
J6984-121	392A	MHD2012S	357 - 2	MS20365-440	223
J6984-121	392 - 43	MHJ2147	357A-001	MS20365-524	202 - 10
J6984-121	392	MI672	241	MS20365-524	356
KM713-16-064	490 - 8	MI672	241A- 60	MS20365-624	211
KM713-16-064	490A-008	MK2000-832	102	MS20365-624	206A-027
KP4A	154 - 52	MLA60-50	354A	MS20365-632	202
KP4A	154 - 48	ML1002	357A-005	MS20365-632	219A
KP4A	154A-036	ML18A	357A-007	MS20365-632	219
KP6A	364 - 8	ML18A	357 - 7	MS20365-832	091
KS6A	103	MODEL A106B	245 - 17	MS2039-2C45	110A-012
KS6A	152 -131	MODEL A106B	245A- 44	MS20392-1-37	212 - 8
K1000-3	327	MODEL 106B	392	MS20392-1C15	110 -052
K1000-3	327	MST1050	182A- 21	MS20392-1C23	206A-034
K1000-3	327	MST105F	490A	MS20392-1C25	206A-049
K1000-3	327	MST205T	391A-010	MS20392-1C35	317 - 8
K1000-6	395	MST205T	490A-004	MS20392-1C35	317A
K21B	213 - 22	MS15001-1	249 - 8	MS20392-2C29	202
K666002-6-0123	241A- 94	MS15001-3	035A- 25	MS20659-4	152
LA35-R1-030	314	MS15001-3	035 - 67	MS20813-1	206A-015
LA3SR1-030	313B-050	MS15002-1	202 - 36	MS20822-20	241A-100
LA3SR1-030	313A-055	MS15002-1	206A-062	MS20822-3	241 - 89
LBA27492	324 - 31	MS15002-1	206	MS20822-3B	111A
LBA27492	354	MS15002-1	206A-047	MS20822-3B	241A
LC-C6	035	MS15002-1	206A-039	MS20822-3B	241 - 47
LC-C6	035	MS16562-25	107	MS20822-3B	241B
LMA30882	324 - 30	MS16624-1031	202	MS20822-4	241 - 94
LMA30882	354	MS16624-1043	213	MS20822-40	219A- 68
LHMS-510	362A	MS171496	313C-039	MS20822-40	219A- 33
LM67048XL	207 - 4	MS171496	3140-039	MS20822-40	219 - 65
LQT6A10	241A- 12	MS171498	313 - 40	MS20822-40	219 - 67
LQT6A10	241 - 15	MS171498	314 - 17	MS20822-40	219A- 16
LQT6A10	241B-014	MS171499	313 - 30	MS20822-40	219A- 75
LP4-21A/M/ LS6	218A- 15	MS171499	313C-030	MS20822-40	219 - 24
LU27049	211 - 6	MS171499	313A-030	MS20822-5	341A-061
LU27054	354A	MS171499	314 - 25	MS20822-50	341B-030
LU27054	324 - 32	MS171505	327	MS20823-30	241A- 54
LU27054	354	MS171508	3138	MS20823-4	241 - 93
LMA2919	354	MS171508	313C-026	MS20823-40	219A- 32
LMA29455	324 - 33	MS171532	313A	MS20823-40	241A- 55
L1148 KNOB	417	MS171536	313 - 26	MS20823-50	341 - 80
L18366-1	354 - 77	MS171536	314 - 27	MS20823-50	341A-030
L18366-1	417A- 14	MS171539	313 - 27	MS20823-50	341B-012
L18366-1	417 - 94	MS171539	314 - 28	MS20823-6	282 - 6
L18366-3	156	MS171539	313A-026	MS20825-50	341B-013
L18366-3	311C-004	MS171539	313A-027	MS20825-50	341 - 83
L18366-3	417A- 4	MS171557	314A-023	MS20825-50	341A-032
L18366-5	156 - 35	MS171557	3140-024	MS20826-50	341A
L46-18	361 -038	MS171557	314C-024	MS20826-50	341A
MAM BA2	411	MS171557	314B-023	MS20826-50	341 - 54
MAMBA-1	015	MS171652	3138-033	MS21047-06	361A

B E E C H C R A F T
B O N A N Z A V 3 5 B
I L L U S T R A T E D P A R T S C A T A L O G

PART NUMBER	FIGURE C ITEM NO.	PART NUMBER	FIGURE C ITEM NO.	PART NUMBER	FIGURE C ITEM NO.
MS21047-06	361A	MS24665-132	132	MS28741-4-0107	219A
MS21047-08	327A	MS24665-132	152	MS28741-4-0125	202 - 50
MS21047L06	033A	MS24665-132	152	MS28741-4-0130	219A
MS21047L06	033A	MS24665-132	151	MS28741-4-0170	202 - 54
MS21047L3	101A	MS24665-132	132	MS28741-4-0180	241 - 84
MS21048L08	035A- 49	MS24665-132	151	MS28741-4-0254	241 - 95
MS2105-20	206	MS24665-132	151	MS28741-4-0270	241A- 21
MS21051-3	035A	MS24665-132	152	MS28774-328	202
MS21051-4K	324	MS24665-132	131	MS28775-011	411 -083A
MS21051L06K	361A	MS24665-132	152	MS28775-015	221A-003
MS21069L06K	426	MS24665-132	131	MS28775-138	202 - 16
MS21069L08K	426	MS24665-132	152	MS28776R2-19	206A-054
MS21069L08K	426	MS24665-132	152	MS28778-10	241A-109
MS21069L08K	426 -032	MS24665-132	152	MS28778-3	111
MS21069L08K	426	MS24665-132	152	MS28778-3	111A
MS21069L3K	426	MS24665-132	152	MS28778-3	241 - 44
MS21069L3K	426	MS24665-132	152	MS28778-3	241A
MS21071L08K	426	MS24665-132	151	MS28778-4	202
MS21073L3K	426	MS24665-132	152	MS28778-4	221A-009
MS21104D5	341B	MS24665-132	152	MS28778-4	241A- 90
MS21150-1	154A-029	MS24665-132	206A	MS28778-5	202 - 42
MS21252-2LS	104 - 88	MS24665-132	212	MS28778-5	206A-014
MS21252-2LS	104A- 38	MS24665-132	206A-050	MS28778-5	206
MS21252-3RS	104 - 87	MS24665-132	206A-045	MS28778-6	241A- 83
MS21252-3RS	104A- 37	MS24665-132	287	MS28778-8	241A-116
MS21266-1N	194	MS24665-134	110A-013	MS29512-03	111
MS21266-1N	354A-049	MS24665-134	245A	MS29512-03	111A
MS21919-48	417 - 3	MS24665-153	219A	MS29512-03	241A
MS21919-48	417	MS24665-302	359C-004	MS29512-03	241
MS21919DG11	194 - 12	MS24665-302	359D-004	MS29512-4	281
MS21919DG11	241 - 74	MS24665-537	111A-035	MS29512-4	281
MS21919DG11	282 -004	MS24693NBZ73	110 - 23	MS29512-4	289
MS21919DG12	194 - 15C	MS25008-1	411	MS29512-6	289
MS21919DG12	241A- 43	MS25026-1	161 - 29	MS29512-6	281
MS21919DG12	241B	MS25026-1	354 - 93	MS29512-6	281
MS21919DG14	241 -101	MS25026-1	354A-071	MS29512-6	281
MS21919DG14	354A-048	MS25068-23	354 -114	MS29512-6	281
MS21919DG17	161 - 37	MS25068-31	354 -113	MS29512-6	281
MS21919DG17	281	MS25082-8	394 - 34	MS29513-10	296 - 11
MS21919DG20	194 - 15B	MS25083-2AA3	354 - 22	MS29513-10	287 - 32
MS21919DG3	354 -127	MS25123-3-2	354 - 12	MS29513-10	287 - 5
MS21919DG3	417B-008	MS25123-3-2	356 - 10	MS29513-10	296 - 5
MS21919DG32	245A- 30	MS25125B1	354 - 59	MS29513-11	296
MS21919DG4	202	MS25125E3	354A-040	MS29513-11	289 - 16
MS21919DG4	219	MS25171-15	161	MS29513-12	289 - 18
MS21919DG4	241 - 64	MS25171-15	354	MS29513-12	296
MS21919DG4	241B	MS25171-35	354	MS29513-136	296 - 7
MS21919DG4	282 - 10	MS25178-14	358 -018	MS29513-232	287 - 34
MS21919DG4	281	MS25223-28	361 - 18	MS29513-338	287 - 6
MS21919DG4	354A-051	MS25226-2-5	354 - 21	MS3057-12A	251
MS21919DG44	194	MS25226-6-2	354 - 11	MS3057-12A	250
MS21919DG5	362A	MS25226-6-2	356	MS3057-6A	250
MS21919DG5	362A	MS25226-8-2	354	MS3057-6A	250
MS21919DG50	194	MS25237-327	354A	MS3057-6A	251
MS21919DG52	194 - 39	MS25237-327	354A	MS3102A10SL3P	251 - 12
MS21919DG54	417 -126	MS25237-327	354A	MS3102A10SL3P	250 - 8
MS21919DG6	159	MS25237-330	354	MS3106A	250A
MS21919DG6	159	MS25237-330	354	MS3106A	251A
MS21919DG6	394 - 20	MS27212-1-10	354 - 19	MS3106A/B10SA35	194 - 29
MS21919DG6	411 -077	MS27212-1-6	354 - 16	MS3106A/B10SL35	393 - 14
MS21919DG7	161 - 18	MS27212-5-2	354 - 36A	MS3106A/B12S35	354
MS21919DG7	241A-132	MS27406-1	411 -070	MS3106AB10SL35	251
MS21919DG8	354A-047	MS27407-1	411	MS3106AB10SL35	250
MS21919G7	354A-052	MS27980-18	341	MS3106A18-45	354
MS24400D4	219	MS27980-68	341	MS3106A20-155	251
MS24402D4	219 - 6	MS27980-88	341A	MS3106A20-155	250
MS24510-30	411 -071	MS28034-1	241A- 22	MS3106R14S75	354
MS24665-130	212	MS28034-1	241 - 70	MS3367-4	417B-006
MS24665-130	202	MS28034-1	354A-013	MS35026-243	091A
MS24665-132	099A	MS28034-1	354 - 24	MS35058-21	296 - 39
MS24665-132	099	MS28741-3-0170	282 - 22	MS35058-23	296 - 35
MS24665-132	110	MS28741-4-0107	219A	MS35206-229	392A
MS24665-132	104A	MS28741-4-0107	219A	MS35206-229	426 -034

B E E C H C R A F T
B O N A N Z A V 3 5 B
I L L U S T R A T E D P A R T S C A T A L O G

PART NUMBER	FIGURE & ITEM NO.	PART NUMBER	FIGURE & ITEM NO.	PART NUMBER	FIGURE & ITEM NO.
MS35206-244	426 -035	M471	214B-020	NAS430D4-18	313
MS35206-244	426	NAS1033N06	327	NAS43HT3-3	110A-020
MS35206-245	417A	NAS1033N06	327 - 19	NAS444-4	312
MS35206-329	202	NAS1080-6	035A- 13	NAS444-4	312
MS35207-261	354A-009	NAS1080-6	035A- 18	NAS444-4	312
MS35207-263	241B	NAS1080C6	102A	NAS444-4	312
MS35265-57	358 -015	NAS1080C6	101A	NAS446-2-1	417A
MS35333-106	359D-035	NAS1080C8	101A	NAS50-112	161 - 8
MS35333-37	250A	NAS1080C8	102A	NAS50-187	206 - 14
MS35333-37	251A	NAS1426-10	101A	NAS50-187	206A-010
MS35333-37	392	NAS1426-4	102A	NAS50-87	210 - 21
MS35335-30	392	NAS1426-8	101A	NAS50-93	209 - 9
MS35335-39	354A	NAS1426-9	101A	NAS505-3J	036
MS35489-1	182A	NAS1428-13	101A	NAS505-3J	037
MS35489-1	354A	NAS1428-14	101A	NAS505-3J	037
MS35489-1	364	NAS1428-5	102A	NAS505-3J	036
MS35489-1	426	NAS1428-7	102A	NAS505-4J	206 - 8
MS35489-11	097	NAS1428-7	101A	NAS51-131	213 - 41
MS35489-11	241	NAS1428-8	102A	NAS51-131	213 - 39
MS35489-14	411 -074	NAS1428-9	101A	NAS51-18N	110A
MS35489-14S	244 - 43	NAS1455C8-16	107 - 31	NAS51-18N	110 -053
MS35489-15	411	NAS1486-11	035A- 19	NAS51-31	202 -081
MS35489-17	244	NAS1486-12	035A	NAS51-43	213 - 32
MS35489-17	281	NAS1486-13	035A	NAS5384-6-16P	313A
MS35489-17	354A	NAS1486-14	035A	NAS557-14A	219A
MS35489-17S	356B-012	NAS1486-14	035A- 14	NAS557-4A	417 - 20
MS35489-2	354A	NAS1486-15	035A	NAS561PF4-15	364 - 5
MS35489-20	241A- 18	NAS1486-15	035A	NAS670-87	155 - 17
MS35489-20	393 - 17	NAS1486-16	035A	NAS679A3	091A
MS35489-23	244 - 17	NAS1486-16	035A	NAS680A06	362
MS35489-23	417	NAS1486-17	035A	NAS696A3	102
MS35489-27	244 - 44	NAS1486-17	035A	NAS696A4	104
MS35489-35	156	NAS1486-18	035A	NAS696A4	104A
MS35489-4	035 - 39	NAS1486-19	035A	NAS697A06	392
MS35489-6	241	NAS1486-20	035A	NAS697A06	392
MS35489-6	394 - 6	NAS2-101A	152 -138	NAS697A08K	426
MS35489-6	035 - 30	NAS221-26	314	NAS697A08K	426
MS35489-6	035A- 8	NAS302-66-3954	152 - 35	NAS697A08K	426
MS35489-6S	362 - 25	NAS302-77-1156	152 - 71	NAS697A10	241A
MS35489-62	214A-018	NAS302-77-1156	164	NAS697A3	104A
MS35489-62	214B-018	NAS303-27-0581	152 - 93	NAS697A3	219A
MS35489-7	282 - 21	NAS303-27-0587	152 - 91	NAS76A7-020	210 -029A
MS35489-7B	356A-013	NAS303-27-0597	152 - 94	NAS77A3-12	426
MS35489-9	417 - 98	NAS303-27-0605	152 - 92	NAS77A6-35	327
MS35490-11	394 - 27	NAS304-22-0255	151 - 13	NO NUMBER	152 -153
MS35490-5	417A	NAS304-25-0082	152 - 13	NO NUMBER	152 -142
MS35649-265	250A	NAS304-25-0106	152 -149	NO NUMBER	152 -128
MS35649-265	251A	NAS304-26-0603	151 - 20	NO NUMBER	152 -162
MS35650-302	355	NAS304-33-0247	152 -154	NO NUMBER	152 -139
MS35650-305	355 - 13	NAS304-35-2087	152 - 2	NO NUMBER	182A- 2
MS51957-30	250A	NAS304-36-0197	152 -120	NO NUMBER	182
MS9021-110	287 - 16	NAS304-66-0173	151 - 27	NO NUMBER	249B-053
MS9048-003	223	NAS315-14-1871	152 -109	NO NUMBER	249B-004
MS9048-067	324	NAS334CPA30	202 - 17	NO-136	392A
MS9048-068	324 - 20	NAS384-6-8P	311	NS21919DG17	354A-023
MS9048-071	324	NAS384-6-8P	417A	NS000-68MD	220 - 22
MS9048-108	327A-013	NAS384-8-20	311A	OH828C16DS25GY	311A
MS9134-01	358	NAS3846-8P	311B	OP-HP1	017
MS91586-2	354A-058	NAS385-8-8P	311A	PHC-A3VF4/	241A
MS91586-3	354 - 9	NAS390-8	311A	PHCA3VF4V84334R	241
MS91586-6	359C	NAS391B6P	311	PHCA3VF4V84334R	249
MS91586-6	359A	NAS391B6P	311B	PHCC3YF1R84686R	241
MZ195	357A-009	NAS395-6-1	341	PHCC3YF1R84686R	249
MZ195	357 - 9	NAS397-16	211 - 61	PK84X4-6-8	324
M1779	241 - 12	NAS397-16	282	PL1	354
M1779	241B-008	NAS397-24	241 - 16	PL2	354 - 82
M2005M2	317 - 16	NAS397-24	241B-015	PP561DS4	159 - 13
M2005M2	324	NAS397-28	241 - 18	PRP902-50	249 - 34
M2005M2	324	NAS397-28	241B	PRP909-13	249 - 33
M4006	241 - 90	NAS397-8	211 - 62	PRP909-6	249 - 12
M4006-7	411 -023	NAS427K22	103	PS12-11	354A-046
M471	214A-020	NAS427K22	152 - 99	PT32-6500-1004	104A- 20
M471	213 - 33	NAS430D3-44	241 - 73	PO-750	214 - 25

B E E C H C R A F T
B O N A N Z A V 3 5 B
I L L U S T R A T E D P A R T S C A T A L O G

PART NUMBER	FIGURE & ITEM NO.	PART NUMBER	FIGURE & ITEM NO.	PART NUMBER	FIGURE & ITEM NO.
P1A2	356 - 18	SS51034	324 - 18	X17717	354 - 58
P10-5304	258	SS51043	354	X30041	017
P10-5304	241B	SS51043	354A-042	X4086	359A-016
P128	241	SS51043	354 - 72	X4087	359A-006
P128	241A	SS51058	244 - 18	X4087	359 - 17
P2A2M	356 - 19	SS51338	324 - 49	X4087	359B-012
P25-349A450	411 -083	SS51351	212	X5133-21	220 - 26
P5	417A- 5	SM442	354	X5133-21	220 - 33
P90-2006	357A-013	S123	211 - 46	ZH691-8	341A-060
P90-2006	357 - 13	S1452-048	206 - 10	ZH691-8	341A-051
P90-2014	359 - 3	S167-46	211 - 42	ZH691-8	341
P90-2043	359 - 2	S185-111-003	151 - 37	ZH691-8	341B-029
P90-818	359 - 11	S40555	362A	ZV850	341A
P90-842	357 - 10	S40555	490A	ZV850	341 - 14
P90-842	357A-J10	S40555	490	0-187X0.50	110 -046
RAMH-S6	354A	TA15M3-2	354	0-1664	411 -021
RA2000C5	281	TA15M3-2	354	0-2497	214 - 18
RA4100	098	TA15M3-2	356	0-3518	214 - 2
RA4100	099	TA1718DT3	258 - 14	0-3883	214 - 11
RA4300	099	TM2S6	101A- 2	0-3896	214 - 12
RA4301	098	TM2S6	417B	0-5157	214 - 27
RA4302	098	TR70-13	490A-001	0-5159	214 - 24
RA4303	099	TR70-13	490	0-6864	214 - 15
RC07GF302J	392 - 31	TR70-17	490 - 1	0-6865	214 - 16
RC07GF302J	392A-029	TS1052-2	017	00-110017-57	034A
RC07GF471J	392A-030	TS105200	241A- 1	000-100100-1	031 - 4
RC07GF471J	392 - 32	TS1171-2	017	000-100100-2	031
RC20GF432J	354	TS1176-1	017	000-100100-7	031
RC42GF101K	354 -122	TS1176-10	017 -023	000-110010-1	031
RC42GF151K	354 - 17	TS1222-1	017 - 21	000-110010-1	035A
RC42GF820J	354	TS1222-2	017	000-110010-1	034A- 15
RE357	154 - 42	TS1222-4	017	000-110010-11	035A- 36
RHB32N	241A- 25	TS1222-4	017	000-110010-13	035A
RHB32N	241 - 11	TS1222-5	017 -022	000-110010-14	035A
RHB32N	241B	TY23M	417B-005	000-110010-15	035A- 39
RRN237C	202 - 13	T5712	311C	000-110010-17	035A- 40
RRN237C	202 - 43	U4211-375M	245A- 3	000-110010-19	035A- 41
RTV108	213	VV15-625-2	220	000-110010-2	031
RV4LAYS151A	354 -126	VWLKSPB	354A	000-110010-2	035A
R102	354 - 36	VWLKSPB	354 - 53	000-110010-2	034A
R102	354A-027	VWLKSPB	354	000-110010-21	035A- 42
R134B	213	V3-1	223 - 2	000-110010-23	035A- 44
R4316	362 - 11	V3-1	354 - 1	000-110010-25	035A- 45
R8	161 - 12	V3-1	354A-001	000-110010-27	035A- 46
SALP-T6-6	202 - 15	V3-1	411 -004	000-110010-29	035A- 47
SAW4204	111 - 62	WAIT3-14-4	241 - 22	000-110010-3	035A
SAW4204	241 - 53	WAIT3-14-4	241A- 42	000-110010-35	035A-001
SB500-6	296	WAIT3-14-4	241A-148	000-110010-36	035A
SB500-6	296	ML98293-1-060	099A	000-110010-37	035A- 2
SCMS-P	362A	WRM10	361 - 25	000-110010-39	035A- 6
SCMS-P	490	WRM15	361 - 26	000-110010-4	035A
SCMS-P	490A	WRM20	361 - 28	000-110010-40	035A
SLN5N	110A-015	WRM25	361 - 29	000-110010-41	035A- 7
SLSP-T6-7	101	WRM30	361 - 30	000-110010-43	035A- 31
SLSP-T8-10	101	WRM35	361 - 31	000-110010-45	035A- 38
SLSP-T8-12	101	WRM39	361 - 32	000-110010-47	035A- 43
SLSP-T8-13	101	WRM44	361 - 27	000-110010-49	035A- 29
SLSP-T8-5	102	WRM50	361 - 33	000-110010-5	035A- 34
SLSP-T8-6	101	WRM65	361	000-110010-51	035A- 32
SLSP-T8-7	101	WWD22	194 - 37	000-110010-53	035A- 37
SLSP-T8-7	102	XA1024	357A-011	000-110010-69	031
SLSP-T8-8	101	XA1024	357 - 11	000-110010-69	034A
SLSP-T8-8	102	XA1026	359 - 20	000-110010-69	035A
SLSP-T8-9	101	XA744AB	359A-005	000-110010-7	035A- 33
SL213-3	099	XA744AZ	359 - 19	000-110010-71	035A
SP6	285 - 5	XA943F	359 - 6	000-110010-75	035A
SR0332	362	XA944J	359 - 5	000-110010-9	035A- 35
SR0336	362 - 6	XA944JS	359B-007	000-110013-1	035A
SR0337	362 - 7	XP51162-12	324 - 48	000-110013-10	035A
SS48143	091A-102	XR6577	354 - 52	000-110013-11	035A- 11
SS48155	244 - 64	XR6903	354 - 51	000-110013-12	035A
SS48172	111 - 38	XS48175	039B-011	000-110013-13	035A- 17
SS50890	091	XS48175	039A- 21	000-110013-14	035A

**ALPHA-
NUMERIC
INDEX

(NUMERIC)**

B E E C H C R A F T
B O N A N Z A V 3 5 8
I L L U S T R A T E D P A R T S C A T A L O G

PART NUMBER	FIGURE & ITEM NO.	PART NUMBER	FIGURE & ITEM NO.	PART NUMBER	FIGURE & ITEM NO.
P1A2	356 - 18	SS51034	324 - 18	X17717	354 - 58
P10-5304	258	SS51043	354	X30041	017
P10-5304	241B	SS51043	354A-042	X4086	359A-016
P128	241	SS51043	354 - 72	X4087	359A-006
P128	241A	SS51058	244 - 18	X4087	359 - 17
P2A2M	356 - 19	SS51338	324 - 49	X4087	359B-012
P25-349A450	411-083	SS51351	212	X5133-21	220 - 26
P5	417A- 5	SM442	354	X5133-21	220 - 33
P90-2006	357A-013	S123	211 - 46	ZH691-8	341A-060
P90-2006	357 - 13	S1452-048	206 - 10	ZH691-8	341A-051
P90-2014	359 - 3	S167-46	211 - 42	ZH691-8	341
P90-2043	359 - 2	S185-111-003	151 - 37	ZH691-8	341B-029
P90-818	359 - 11	S40555	362A	ZV850	341A
P90-842	357 - 10	S40555	490A	ZV850	341 - 14
P90-842	357A-010	S40555	490	0-187X0-50	110 -046
RAMH-56	354A	TA15M3-2	354	0-1664	411 -021
RA2000C5	281	TA15M3-2	354	0-2497	214 - 18
RA4100	098	TA15M3-2	356	0-3518	214 - 2
RA4100	099	TA17180T3	258 - 14	0-3883	214 - 11
RA4300	099	TM2S6	101A- 2	0-3896	214 - 12
RA4301	098	TM2S6	417B	0-5157	214 - 27
RA4302	098	TR70-13	490A-001	0-5159	214 - 24
RA4303	099	TR70-13	490	0-6864	214 - 15
RC07GF302J	392 - 31	TR70-17	490 - 1	0-6865	214 - 16
RC07GF302J	392A-029	TSI052-2	017	00-110017-57	034A
RC07GF471J	392A-030	TSI05200	241A- 1	000-100100-1	031 - 4
RC07GF471J	392 - 32	TS1171-2	017	000-100100-2	031
RC20GF432J	354	TS1176-1	017	000-100100-7	031
RC42GF101K	354 -122	TS1176-10	017 -023	000-110010-1	031
RC42GF151K	354 - 17	TS1222-1	017 - 21	000-110010-1	035A
RC42GF820J	354	TS1222-2	017	000-110010-1	034A- 15
RE357	154 - 42	TS1222-4	017	000-110010-11	035A- 36
RHB32N	241A- 25	TS1222-4	017	000-110010-13	035A
RHB32N	241 - 11	TS1222-5	017 -022	000-110010-14	035A
RHB32N	241B	TY23M	417B-005	000-110010-15	035A- 39
RRN237C	202 - 13	T5712	311C	000-110010-17	035A- 40
RRN237C	202 - 43	U4211-375M	245A- .3	000-110010-19	035A- 41
RTV108	213	VV15-625-2	220	000-110010-2	031
RV4LAYSAL51A	354 -126	VM1KSPB	354A	000-110010-2	035A
R102	354 - 36	VM1KSPB	354 - 53	000-110010-2	034A
R102	354A-027	VM1KSPB	354	000-110010-21	035A- 42
R1348	213	V3-1	223 - 2	000-110010-23	035A- 44
R4316	362 - 11	V3-1	354 - 1	000-110010-25	035A- 45
R8	161 - 12	V3-1	354A-001	000-110010-27	035A- 46
SALP-T6-6	202 - 15	V3-1	411 -004	000-110010-29	035A- 47
SAW4204	111 - 62	WAIT3-14-4	241 - 22	000-110010-3	035A
SAW4204	241 - 53	WAIT3-14-4	241A- 42	000-110010-35	035A-001
SB500-6	296	WAIT3-14-4	241A-148	000-110010-36	035A
SB500-6	296	WL98293-1-060	099A	000-110010-37	035A- 2
SCMS-P	362A	WRM10	361 - 25	000-110010-39	035A- 6
SCMS-P	490	WRM15	361 - 26	000-110010-4	035A
SCMS-P	490A	WRM20	361 - 28	000-110010-40	035A
SLNSM	110A-015	WRM25	361 - 29	000-110010-41	035A- 7
SLSP-T6-7	101	WRM30	361 - 30	000-110010-43	035A- 31
SLSP-T8-10	101	WRM35	361 - 31	000-110010-45	035A- 38
SLSP-T8-12	101	WRM39	361 - 32	000-110010-47	035A- 43
SLSP-T8-13	101	WRM44	361 - 27	000-110010-49	035A- 29
SLSP-T8-5	102	WRM50	361 - 33	000-110010-5	035A- 34
SLSP-T8-6	101	WRM65	361	000-110010-51	035A- 32
SLSP-T8-7	101	WHD22	194 - 37	000-110010-53	035A- 37
SLSP-T8-7	102	XA1024	357A-011	000-110010-69	031
SLSP-T8-8	101	XA1024	357 - 11	000-110010-69	034A
SLSP-T8-8	102	XA1026	359 - 20	000-110010-69	035A
SLSP-T8-9	101	XA744AB	359A-005	000-110010-7	035A- 33
SL213-3	099	XA744AZ	359 - 19	000-110010-71	035A
SP6	285 - 5	XA943F	359 - 6	000-110010-75	035A
SRO332	362	XA944J	359 - 5	000-110010-9	035A- 35
SRO336	362 - 6	XA944JS	359B-007	000-110013-1	035A
SRO337	362 - 7	XP51162-12	324 - 48	000-110013-10	035A
SS48143	091A-102	XR6577	354 - 52	000-110013-11	035A- 11
SS48155	244 - 64	XR6903	354 - 51	000-110013-12	035A
SS48172	111 - 38	XS48175	039B-011	000-110013-13	035A- 17
SS50890	091	XS48175	039A- 21	000-110013-14	035A

- DUPLICATE -

B E E C H C R A F T
B O N A N Z A V 3 5 B
I L L U S T R A T E D P A R T S C A T A L O G

PART NUMBER	FIGURE & ITEM NO.	PART NUMBER	FIGURE & ITEM NO.	PART NUMBER	FIGURE & ITEM NO.
000-110013-15	035A- 16	000-110105-75	036	000-110135-8	033A
000-110013-16	035A	000-110105-77	036	000-110135-9	033A- 32
000-110013-2	035A	000-110105-77	033A- 45	000-110136-3	033A- 21
000-110013-3	035A	000-110105-83	033A- 35	000-110136-4	033A
000-110013-4	035A	000-110106-1	033A- 5	000-110137-1	033A- 46
000-110013-7	035A- 10	000-110106-2	033A	000-110137-2	033A
000-110013-9	035A- 12	000-110107-1	033A	000-110147-1	033A- 40
000-110014-1	035A	000-110107-10	033A	000-110147-2	033A
000-110014-2	035A	000-110107-11	033A	000-110148-1	033A- 22
000-110014-5	035A- 3	000-110107-13	033A- 27	000-110148-2	033A
000-110014-6	035A	000-110107-14	033A	000-110149-1	033A- 41
000-110014-7	035A- 4	000-110107-2	033A	000-110149-2	033A
000-110014-9	035A- 5	000-110107-3	033A- 56	000-110151-1	033A- 25
000-110015-10	034A	000-110107-4	033A	000-110151-2	033A
000-110015-11	034A	000-110107-5	033A- 28	000-110152-1	033A- 18
000-110015-5	034A- 1	000-110107-7	033A- 57	000-110152-2	033A
000-110015-613	034	000-110107-8	033A	000-110153-1	033A- 39
000-110015-613	034A	000-110107-9	033A- 58	000-110153-2	033A
000-110015-614	034	000-110108-1	033A- 3	000-110154-1	033A- 17
000-110015-614	034A	000-110109-1	033A- 4	000-110154-2	033A
000-110015-7	034A- 2	000-110109-3	033A	000-110155-1	033A- 24
000-110015-8	034A	000-110111-1	033A- 6	000-110155-1	033
000-110015-9	034A- 3	000-110111-2	033A	000-110155-2	033
000-110016-1	033A- 62	000-110112-1	033A- 30	000-110155-2	033A
000-110016-2	033A	000-110112-2	033A	000-110155-3	033A
000-110017-3	034A- 10	000-110114-1	033A- 10	000-110155-4	033A
000-110017-4	034A	000-110114-2	033A	000-110155-5	033A
000-110017-53	034A	000-110114-3	033A	000-110161-601	031
000-110018-3	034A- 11	000-110114-4	033A	000-110161-601	034A
000-110018-4	034A	000-110114-5	033A	000-110161-601	033A
000-110019-1	034A-012	000-110114-7	033A- 2	000-110161-602	031
000-110019-2	034A	000-110114-8	033A	000-110161-602	034A
000-110020-3	034A- 8	000-110115-1	033A- 23	000-110161-602	033A
000-110020-4	034A	000-110115-21	033A- 55	000-110161-7	033A- 60
000-110022-1	035A	000-110115-22	033A	000-110165-1	033A
000-110022-3	035A- 26	000-110116-1	033A- 8	000-110165-10	033A
000-110023-1	035A	000-110116-2	033A	000-110165-11	033A- 51
000-110023-3	035A- 28	000-110117-1	033A	000-110165-13	033A
000-110024-1	035A- 22	000-110117-1	033A	000-110165-15	033A
000-110024-3	035A- 23	000-110117-2	033A	000-110165-17	033A
000-110025-1	034A	000-110117-2	033A	000-110165-2	033A
000-110025-3	034A- 5	000-110117-3	033A	000-110165-3	033A
000-110026-1	034A- 6	000-110117-3	033A	000-110165-5	033A
000-110027-1	034A- 4	000-110118-1	033A- 1	000-110165-7	033A
000-110028-1	035A- 48	000-110118-3	033A	000-110165-9	033A- 50
000-110028-2	035A	000-110132-1	033A- 16	000-110168-1	033A- 47
000-110029-39	034A- 9	000-110132-10	033A	000-110168-2	033A
000-110083-3	034A- 14	000-110132-13	033A- 59	000-110169-1	033A- 48
000-110083-5	033A- 26	000-110132-14	033A	000-110169-2	033A
000-110083-7	033A- 42	000-110132-2	033A	000-110170-1	033A- 54
000-110087-1	035A- 9	000-110132-9	033A- 20	000-110170-2	033A
000-110087-2	035A	000-110135-1	033A- 9	000-110171-1	033A- 49
000-110088-1	035A- 15	000-110135-10	033A	000-110171-2	033A
000-110088-2	035A	000-110135-11	033A- 12	000-110175-1	033A- 53
000-110095-1	035A- 20	000-110135-12	033A	000-110179-1	031
000-110095-3	035A- 21	000-110135-13	033A- 33	000-17000-49	031
000-110096-1	034A- 13	000-110135-14	033A	000-170000-37	039B
000-110096-2	034A	000-110135-15	033A- 13	000-170000-38	039B
000-110096-3	034A	000-110135-16	033A	000-170001-1	031
000-110096-4	034A	000-110135-17	033A- 34	000-170001-1	039A
000-110105-27	033A	000-110135-18	033A	000-170001-10	039A
000-110105-28	033A	000-110135-19	033A-014	000-170001-11	039A- 5
000-110105-49	033A- 4A	000-110135-20	033A	000-170001-12	039A
000-110105-50	033A	000-110135-21	033A- 36	000-170001-13	039B-007
000-110105-51	033A- 11	000-110135-22	033A	000-170001-13	039A- 6
000-110105-52	033A	000-110135-23	033A- 15	000-170001-14	039B
000-110105-53	033A- 38	000-110135-24	033A	000-170001-14	039A
000-110105-55	033A- 19	000-110135-25	033A- 37	000-170001-15	039B-009
000-110105-56	033A	000-110135-26	033A	000-170001-15	039A- 8
000-110105-609	033A	000-110135-3	033A	000-170001-19	355
000-110105-610	033A	000-110135-5	033A- 31	000-170001-19	039A
000-110105-69	033A- 29	000-110135-6	033A	000-170001-2	031
000-110105-75	033A- 43	000-110135-7	033A- 7	000-170001-2	039A

B E E C H C R A F T
B O N A N Z A V 3 5 B
I L L U S T R A T E D P A R T S C A T A L O G

PART NUMBER	FIGURE & ITEM NO.	PART NUMBER	FIGURE & ITEM NO.	PART NUMBER	FIGURE & ITEM NO.
000-170001-20	355	002-364013-11	354A-067	002-410000-25	091
000-170001-20	039A	002-364013-13	354A-068	002-410000-27	091 - 37
000-170001-29	039B-002	002-364013-17	354A-069	002-410000-27	091A- 42
000-170001-30	039B	002-364013-29	354A	002-410000-29	091A
000-170001-31	039B-005	002-364013-5	354A	002-410000-29	091
000-170001-32	039B	002-364013-7	354A-064	002-410000-31	091A- 24
000-170001-33	039B-006	002-364013-7	354 - 91	002-410000-31	091 - 13
000-170001-34	039B	002-364013-9	354A-065	002-410000-32	091A
000-170001-35	039B	002-364037-3	354A	002-410000-32	091
000-170001-36	039B	002-364037-7	354A-025	002-410000-33	091
000-170001-37	355	002-364037-9	354A-026	002-410000-33	091A
000-170001-38	355	002-364038-1	354	002-410000-35	091A
000-170001-41	039B-010	002-364040-1	354	002-410000-35	091 - 9
000-170001-41	039A - 9	002-364040-1	392A	002-410000-37	091A
000-170001-42	039A	002-369014-3	354	002-410000-39	091A
000-170001-42	039B	002-361003-1	151 - 42	002-410000-39	091
000-170001-43	039A - 3	002-361003-3	151	002-410000-41	091 - 18
000-170001-43	039B-003	002-400000-123	110	002-410000-41	091A- 25
000-170001-44	039A	002-400000-124	110	002-410000-43	091A
000-170001-44	039B	002-400000-5	103	002-410000-45	091
000-170001-45	039B-004	002-400000-57	110	002-410000-45	091A
000-170001-45	039A	002-400000-61	110 -063	002-410000-47	091A
000-170001-46	039B	002-400000-62	110	002-410000-47	091
000-170001-46	039A	002-400000-7	103	002-410000-5	091
000-170001-47	031	002-410000-111	091 - 5	002-410000-5	091A
000-170001-47	039B	002-410000-111	091A- 14	002-410000-51	091A- 35
000-170001-48	031	002-410000-113	091	002-410000-51	091 - 16
000-170001-48	039B	002-410000-113	091A- 12	002-410000-53	091 - 20
000-170001-49	039A	002-410000-114	091A	002-410000-53	091A- 27
000-170001-5	039A - 2	002-410000-114	091	002-410000-55	091 - 19
000-170001-55	031	002-410000-115	091 - 4	002-410000-55	091A- 26
000-170001-55	039B	002-410000-115	091A- 13	002-410000-57	091
000-170001-6	039A	002-410000-121	091	002-410000-57	091A
000-170001-9	039A - 4	002-410000-121	091A	002-410000-59	091 - 22
000-170021-1	039B-012	002-410000-125	091 - 27	002-410000-59	091A- 29
000-170021-1	039A - 20	002-410000-127	091	002-410000-61	091
000-170031-1	039B-016	002-410000-127	360	002-410000-61	091A
000-170031-1	039A - 22	002-410000-129	360 -015	002-410000-63	091A- 28
000-170031-2	039A	002-410000-13	091	002-410000-63	091 - 21
000-170031-2	039B	002-410000-13	091A	002-410000-67	091A- 86
000-361010-1	355 - 26	002-410000-131	360 -014	002-410000-67	091 -103
000-361011-1	355 - 25	002-410000-133	360 -012	002-410000-67	354 - 25
000-361011-1	035A - 30	002-410000-135	360 -013	002-410000-67	360
000-361011-2	355	002-410000-137	091 - 26	002-410000-69	091 - 14
000-361011-2	035A	002-410000-137	091A- 32	002-410000-69	091
000-361012-1	355 - 14	002-410000-138	091A	002-410000-69	360 -006
000-361012-1	035A	002-410000-139	091	002-410000-71	091
000-361012-2	355	002-410000-139	091A- 41	002-410000-71	091
000-361012-2	035A	002-410000-141	091A- 36	002-410000-71	360 -008
000-920012-5	033A	002-410000-143	360 -016	002-410000-73	091 - 23
000-920012-7	281	002-410000-145	360 -017	002-410000-73	091A
000-920012-7	033A- 61	002-410000-147	360	002-410000-75	091A- 30
000-920012-9	033A	002-410000-149	091A- 18	002-410000-75	091
002-043004-1	101A	002-410000-15	091	002-410000-77	091A
002-360000-1	354	002-410000-15	091A	002-410000-79	091A
002-361000-1	355	002-410000-151	091A- 19	002-410000-87	091A
002-361000-2	355	002-410000-153	091A- 33	002-410001-107	208 - 8
002-361013-15	202	002-410000-161	091	002-410001-109	208 - 7
002-361013-19	202	002-410000-162	091 - 45	002-410001-99	111A-012
002-361013-23	202 -077	002-410000-163	091 - 46	002-410010-3	091 - 2
002-361013-25	202 -078	002-410000-164	091	002-410010-3	091A- 11
002-361013-27	202 -079	002-410000-165	360	002-410010-3	013 - 1
002-361013-29	202 -085	002-410000-167	091A	002-410011-1	091 - 32
002-361013-32	202	002-410000-17	091A- 44	002-410011-1	091A- 40
002-361013-33	202	002-410000-17	091 - 39	002-410012-1	091A- 38
002-361013-33	354 - 96	002-410000-18	091A	002-410012-1	091 - 30
002-361013-33	354A-066	002-410000-18	091	002-410012-11	091A
002-361013-43	202	002-410000-19	091A	002-410012-17	013 - 35
002-361013-45	202	002-410000-21	091A-101	002-410012-3	091A
002-361013-47	411	002-410000-21	091 -104	002-410012-3	091
002-361013-53	411	002-410000-23	091A- 82	002-410012-5	091A
002-361016-7	354A-057	002-410000-231	091A	002-410013-1	091 - 10
002-364000-9	354	002-410000-25	091A	002-410013-1	091A- 21

B E E C H C R A F T
B O N A N Z A V 3 5 B
I L L U S T R A T E D P A R T S C A T A L O G

PART NUMBER	FIGURE C ITEM NO.	PART NUMBER	FIGURE C ITEM NO.	PART NUMBER	FIGURE C ITEM NO.
002-410013-2	091A	002-410022-5	091	002-410027-31	091
002-410013-2	091	002-410022-7	091A	002-410027-33	091
002-410014-1	091A	002-410023-1	091A- 64	002-410027-33	091A- 67
002-410014-1	091 - 17	002-410023-2	091A	002-410027-33	013 - 19
002-410014-3	091A- 20	002-410023-3	091A	002-410027-34	091A
002-410015-1	091A	002-410023-4	091A	002-410027-34	091 - 60
002-410015-1	091	002-410023-5	091A	002-410027-34	013 - 18
002-410016-1	091 - 24	002-410023-6	091A	002-410027-37	091A
002-410016-1	091A- 31	002-410024-1	091A	002-410027-38	091A
002-410016-3	091A	002-410024-2	091A	002-410027-39	091A
002-410016-4	091A	002-410024-3	091A- 50	002-410027-40	091A
002-410017-11	091A- 80	002-410024-4	091A	002-410027-41	091A
002-410017-12	091A	002-410024-5	091A- 49	002-410027-41	091
002-410017-15	091A	002-410024-6	091A	002-410027-42	091
002-410017-5	091A	002-410024-7	091A	002-410027-42	091A
002-410017-5	091	002-410024-7	091A	002-410027-44	091A
002-410017-7	091A- 79	002-410024-7	091 - 97	002-410027-49	091A
002-410017-9	091A- 78	002-410025-10	159 -056	002-410027-5	091A
002-410019-1	091	002-410025-11	159 -055	002-410027-51	091A
002-410019-1	091A	002-410025-12	159 -058	002-410027-55	091A- 53
002-410019-10	091	002-410025-13	091A- 83	002-410027-55	091A
002-410019-10	091A	002-410025-13	159 -052	002-410027-55	013
002-410019-11	091A- 4	002-410025-14	091A	002-410027-56	091A- 58
002-410019-11	091 - 69	002-410025-14	159 -053	002-410027-56	091A
002-410019-13	091A- 8	002-410025-15	159	002-410027-56	013
002-410019-13	091 - 73	002-410025-16	159	002-410027-6	091A
002-410019-13	091	002-410025-17	159	002-410027-7	091A
002-410019-19	091A	002-410025-18	159	002-410027-8	091A- 57
002-410019-2	091A	002-410025-7	159 -059	002-410027-9	091A
002-410019-2	091	002-410025-9	159 -057	002-410028-1	091 - 31
002-410019-20	091A	002-410026-1	091A	002-410028-1	091A- 39
002-410019-20	091	002-410026-10	091A	002-410028-2	091
002-410019-21	091A- 9	002-410026-11	091	002-410028-2	091A
002-410019-21	091 - 74	002-410026-11	091A	002-410029-1	091A
002-410019-22	091A	002-410026-13	091A	002-410029-3	091 - 6
002-410019-22	091	002-410026-13	091 - 65	002-410029-3	091A- 15
002-410019-23	091 - 68	002-410026-15	091	002-410029-5	091 - 7
002-410019-23	091A- 3	002-410026-15	091A- 65	002-410029-5	091A- 16
002-410019-25	091A- 10	002-410026-17	091	002-410029-6	091A- 17
002-410019-25	219A	002-410026-17	091A	002-410029-6	091 - 8
002-410019-3	091A- 1	002-410026-19	091A	002-410030-1	091A- 72
002-410019-3	091 - 66	002-410026-2	091A- 51	002-410030-1	111B
002-410019-4	091A	002-410026-20	091A- 66	002-410030-101	111B-015
002-410019-4	091	002-410026-21	091A	002-410030-103	111B-016
002-410019-5	091A- 5	002-410026-22	091A- 52	002-410030-11	111B-007
002-410019-5	091 - 70	002-410026-23	091A	002-410030-113	111B-043
002-410019-6	091	002-410026-3	091A	002-410030-13	111B-037
002-410019-6	091A	002-410026-4	091A	002-410030-131	111B
002-410019-7	091A- 6	002-410026-5	091A	002-410030-15	111B-005
002-410019-7	091 - 71	002-410026-8	091A	002-410030-17	111B-035
002-410019-8	091A	002-410026-9	091A	002-410030-19	111B-004
002-410019-8	091	002-410027-1	091A	002-410030-20	111B-032
002-410019-9	091A- 2	002-410027-1	091	002-410030-21	111B-012
002-410019-9	091 - 67	002-410027-10	091A- 54	002-410030-23	111B-033
002-410020-1	091A	002-410027-11	091A	002-410030-25	111B-039
002-410020-1	091	002-410027-12	091A- 55	002-410030-27	111B-042
002-410020-2	091	002-410027-13	091A	002-410030-29	111B
002-410020-2	091A	002-410027-14	091A- 56	002-410030-30	111B
002-410020-3	091A- 73	002-410027-15	091	002-410030-33	111B-038
002-410020-3	091 - 77	002-410027-15	091A- 59	002-410030-35	111B-036
002-410020-4	091	002-410027-17	091	002-410030-37	111B-040
002-410020-4	091A	002-410027-17	091A	002-410030-41	111B-008
002-410020-5	091A	002-410027-19	091A- 62	002-410030-42	111B-041
002-410020-6	091A	002-410027-2	091	002-410030-43	111B-001
002-410020-7	091 - 78	002-410027-2	091A	002-410030-45	111B-034
002-410020-7	091A- 74	002-410027-20	091A	002-410030-47	111B-003
002-410022-1	091 - 40	002-410027-21	091 - 88	002-410030-5	111B-010
002-410022-1	091	002-410027-21	091A- 87	002-410030-51	111B-002
002-410022-1	091A- 45	002-410027-23	091A	002-410030-61	111B
002-410022-2	091	002-410027-27	091 - 61	002-410030-65	111B-028
002-410022-2	091A	002-410027-27	091A- 68	002-410030-65	111B-018
002-410022-3	091A	002-410027-27	013 - 17	002-410030-67	111B-030
002-410022-5	091A	002-410027-31	091A- 61	002-410030-69	111B-024

B E E C H C R A F T
BONANZA V35B
I L L U S T R A T E D P A R T S C A T A L O G

PART NUMBER	FIGURE & ITEM NO.	PART NUMBER	FIGURE & ITEM NO.	PART NUMBER	FIGURE & ITEM NO.
002-410030-7	111B-017	002-430000-121	110 -062	002-430008-69	013 - 11
002-410030-71	111B-025	002-430000-122	110	002-430008-73	013 - 10
002-410030-73	111B-026	002-430000-125	110	002-430008-77	013 - 16
002-410030-75	111B-031	002-430000-23	110	002-430008-79	013 - 8
002-410030-77	111B-029	002-430000-261	097	002-430008-81	013 - 9
002-410030-79	111B-023	002-430000-262	097	002-430008-83	013 -012
002-410030-81	111B	002-430000-27	097	002-430008-89	013 - 7
002-410030-83	111B-027	002-430000-29	097	002-430009-1	099A
002-410030-85	111B	002-430000-73	104 - 91	002-430009-101	099A-049
002-410030-87	111B-021	002-430008-123	097	002-430009-102	099A-050
002-410030-89	111B-020	002-430008-13	097	002-430009-11	099A
002-410030-9	111B-011	002-430008-13	110	002-430009-137	099A-031
002-410030-91	111B-014	002-430008-131	097 - 45	002-430009-139	099A-031A
002-410030-93	111B-022	002-430008-135	110	002-430009-139	099A-030
002-410030-95	111B-019	002-430008-135	317 - 21	002-430009-139	099A-033
002-410030-97	111B	002-430008-136	110	002-430009-185	099A-051
002-410030-99	111B-013	002-430008-136	317	002-430009-187	099A
002-410031-1	091A	002-430008-139	110 -040	002-430009-188	099A
002-410031-1	154A	002-430008-145	097	002-430009-189	099A
002-410031-3	091A- 75	002-430008-147	097 -048	002-430009-190	099A
002-410031-3	154A-046	002-430008-149	097	002-430009-49	099A-054
002-410031-4	091A	002-430008-150	097	002-430009-65	099A-052
002-410031-4	154A-047	002-430008-151	097	002-430009-66	099A-053
002-410031-5	091A- 76	002-430008-151	110	002-430009-97	099A-055
002-410031-7	091A	002-430008-155	110	002-430010-11	099A-012
002-410031-7	154A	002-430008-157	110	002-430010-13	099A
002-410032-1	091	002-430008-158	097	002-430010-15	099A-013
002-410032-1	091A- 37	002-430008-158	110	002-430010-17	099A-014
002-410033-1	091A- 81	002-430008-163	097 - 15	002-430010-19	099A
002-410033-1	219A	002-430008-165	097 - 71	002-430010-21	099A-009
002-410034-1	154A	002-430008-165	097	002-430010-23	099A-010
002-410034-3	154A-027	002-430008-169	110 -042	002-430010-7	099A
002-410034-5	154A-025	002-430008-171	110 -041	002-430010-9	099A-011
002-410038-3	091A- 46	002-430008-173	097	002-430013-1	101A
002-410038-3	212 - 32	002-430008-173	110 -056	002-430013-19	101A- 5
002-410039-1	154A	002-430008-175	097	002-430013-27	101A- 6
002-410039-3	154A	002-430008-175	110 -058	002-430013-29	101A- 11
002-410039-5	154A-033	002-430008-177	097 - 55	002-430013-31	313
002-410039-7	154A-034	002-430008-179	097 - 16	002-430013-31	313A-053
002-410043-1	154A	002-430008-181	097 - 17	002-430013-31	313B-048
002-410043-1	219A	002-430008-183	110	002-430013-31	314
002-410043-3	154A	002-430008-187	097 - 65	002-430013-31	314A
002-410043-5	154A-030	002-430008-188	097	002-430013-31	314B-047
002-410043-7	154A-031	002-430008-191	013 - 13	002-430013-31	314C-049
002-410053-1	091A- 47	002-430008-197	097	002-430013-31	314D
002-410053-1	159 -051	002-430008-215	356A	002-430013-35	101A- 7
002-410053-15	091A- 85	002-430008-215	356B	002-430013-37	101A
002-410053-15	159 -049	002-430008-217	111A	002-430013-43	101A
002-410053-3	091A	002-430008-217	356A-019	002-430013-51	101A
002-410053-3	159 -050	002-430008-219	111A	002-430013-9	101A
002-410056-1	091	002-430008-219	356A	002-430015-1	101A- 8
002-410056-1	091A	002-430008-219	356B	002-430015-3	101A- 9
002-410056-1	154A	002-430008-220	111A	002-430016-1	101A- 15
002-410056-2	091	002-430008-220	111A	002-430016-5	101A- 14
002-410056-2	091A	002-430008-220	356A	002-430017-1	101A- 12
002-410056-2	154A	002-430008-220	356B	002-430017-2	101A- 13
002-410056-3	091A- 70	002-430008-283	111A	002-430018-1	101A- 10
002-410056-3	154A-041	002-430008-283	356B	002-430018-3	101A- 4
002-410056-4	091A	002-430008-285	110	002-430018-5	101A
002-410056-4	154A	002-430008-286	110	002-430018-7	101A
002-410056-5	091A- 69	002-430008-287	110	002-430020-11	099A-003
002-410056-5	154A-042	002-430008-301	359A	002-430020-13	099A
002-410056-6	091A	002-430008-31	097	002-430020-15	099A-001
002-410056-6	154A	002-430008-31	013 - 23	002-430020-17	099A
002-410057-1	091A- 7	002-430008-311	097 - 68	002-430020-23	099A-026
002-420008-125	097	002-430008-313	097 - 67	002-430020-27	101A- 1
002-420008-127	097	002-430008-39	097 - 46	002-430020-29	099A-002
002-430000-117	097	002-430008-40	097	002-430020-7	013 -037
002-430000-117	110 -061	002-430008-43	097	002-430021-19	101A- 18
002-430000-118	097	002-430008-45	097	002-430021-19	313A-052
002-430000-118	110	002-430008-47	097	002-430021-19	313B-047
002-430000-119	110 -064	002-430008-51	097	002-430021-39	102A
002-430000-120	110	002-430008-64	013	002-430021-39	314

B E E C H C R A F T
B O N A N Z A V 3 5 B
I L L U S T R A T E D P A R T S C A T A L O G

PART NUMBER	FIGURE & ITEM NO.	PART NUMBER	FIGURE & ITEM NO.	PART NUMBER	FIGURE & ITEM NO.
002-430021-45	313C-063	002-430036-67	312A-011	002-430048-13	107
002-430021-47	313	002-430036-67	312B-018	002-430048-13	107
002-430021-47	314	002-430036-69	312B-016	002-430048-17	107 - 36
002-430021-49	313	002-430036-73	312A-012	002-430048-19	107
002-430021-49	314	002-430036-73	312B-015	002-430048-25	107
002-430021-5	102A	002-430036-75	312A-014	002-430049-1	097
002-430021-57	314A	002-430036-75	312B-017	002-430049-1	111A
002-430021-57	314D	002-430036-81	312B-011	002-430049-11	111A-010
002-430021-57	314B-045	002-430036-9	312B-003	002-430049-13	111A-011
002-430021-57	314C-046	002-430037-10	099A	002-430049-15	111A-009
002-430021-59	314A	002-430037-11	099A-005	002-430049-16	111A
002-430021-59	314D	002-430037-12	099A	002-430049-17	111A-007
002-430021-59	314B-046	002-430037-13	099A-006	002-430049-19	111A-006
002-430021-61	313C-065	002-430037-15	099A-007	002-430049-25	111A-020
002-430021-63	313C-064	002-430037-2	099A	002-430049-27	111A-019
002-430022-1	102A- 21	002-430037-27	099A	002-430049-29	111A-023
002-430022-19	102A- 23	002-430037-9	099A-006	002-430049-31	111A-021
002-430022-2	102A- 22	002-430038-1	099A	002-430049-33	111A-022
002-430023-3	101A- 17	002-430038-111	099A-027	002-430049-35	111A-013
002-430023-5	101A	002-430038-113	099A-029	002-430049-39	111A-027
002-430024-1	101A- 3	002-430038-115	099A	002-430049-40	111A-028
002-430025-3	101A- 16	002-430038-117	099A-035	002-430049-41	111A-032
002-430025-9	102A- 2	002-430038-118	099A	002-430049-43	111A-033
002-430026-1	102A	002-430038-13	099A-017	002-430049-45	111A-034
002-430026-21	102A- 15	002-430038-15	099A-025	002-430049-53	111A-024
002-430026-22	102A	002-430038-17	099A-039	002-430049-55	111A-030
002-430026-25	102A-004	002-430038-17	099 - 49	002-430049-57	111A-029
002-430026-26	102A	002-430038-17	013 - 14	002-430049-61	111A
002-430026-27	102A- 12	002-430038-19	099A-040	002-430049-62	111A
002-430026-29	102A- 14	002-430038-19	099 - 48	002-430049-63	111A-008
002-430026-30	102A	002-430038-19	013 - 15	002-430049-64	111A
002-430026-35	102A- 20	002-430038-21	099A-042	002-430049-65	111A-031
002-430026-37	102A	002-430038-21	013	002-430049-67	111A-025
002-430026-53	102A	002-430038-47	099A-032	002-430049-69	111A-026
002-430028-1	102A- 1	002-430038-69	099A-028	002-430049-71	111A
002-430028-13	102A- 7	002-430038-83	099A-024	002-430049-73	111A
002-430028-5	102A- 5	002-430038-84	099A	002-430049-9	111A
002-430028-9	102A- 9	002-430039-11	098 - 33	002-430051-21	097
002-430030-1	102A	002-430039-11	013 - 5	002-430051-21	110 -001
002-430030-13	102A	002-430039-31	098 -031	002-430051-25	097
002-430030-5	102A- 3	002-430039-83	098	002-430051-3	110
002-430030-9	102A	002-430039-83	013	002-430052-1	110
002-430031-1	102A- 6	002-430040-101	098	002-430052-11	110 - 11
002-430031-2	102A	002-430040-101	013	002-430052-15	110 -004
002-430032-1	102A- 13	002-430040-11	098	002-430052-17	110 - 5
002-430032-3	102A- 11	002-430040-11	013	002-430052-19	110 - 10
002-430032-5	102A- 10	002-430040-111	098	002-430052-21	110
002-430034-1	102A- 17	002-430040-111	013	002-430052-3	110
002-430034-3	102A- 19	002-430040-77	098	002-430053-1	110 -032
002-430034-5	102A- 16	002-430040-77	013	002-430053-10	110
002-430034-7	102A- 18	002-430041-13	314A	002-430053-13	110 -036
002-430035-5	097	002-430041-13	314B	002-430053-15	110 -037
002-430036-1	312B	002-430041-13	314C	002-430053-17	110 -038
002-430036-113	312B-010	002-430041-13	314D	002-430053-2	110
002-430036-117	312B-008	002-430042-11	099A-015A	002-430053-5	110 -034
002-430036-119	312B-009	002-430042-13	099A-015	002-430053-6	110 -035
002-430036-13	312B-006	002-430042-3	099A	002-430053-7	110
002-430036-139	312B-013	002-430042-5	099A	002-430053-8	110
002-430036-139	312A-010	002-430042-7	099A	002-430053-9	110 -033
002-430036-141	312B	002-430042-9	099A-016A	002-430055-1	110
002-430036-143	312B-014	002-430042-9	099 - 51	002-430055-19	110 -047
002-430036-153	312B-002	002-430043-5	101A	002-430055-19	110A-007
002-430036-165	312B-007	002-430043-7	101A	002-430055-2	110
002-430036-167	312B	002-430044-17	099 - 18	002-430055-21	110 -048
002-430036-23	312B-004	002-430044-17	099A-018	002-430055-21	110A-006
002-430036-23	312A-004	002-430044-19	099A-020	002-430055-25	110 -050
002-430036-25	312A-005	002-430044-21	099A-021	002-430055-26	110
002-430036-25	312B-005	002-430044-23	099A-019	002-430055-29	110
002-430036-37	312B	002-430044-26	098 -005	002-430055-3	110 -045
002-430036-39	312B	002-430044-29	099A	002-430055-4	110
002-430036-5	312B-001	002-430044-31	099A	002-430055-5	110 -044
002-430036-55	312A-032	002-430044-7	099A-022	002-430056-1	097
002-430036-57	312B-012	002-430044-9	099A-023	002-430056-11	097 - 24

B E E C H C R A F T
BONANZA V35B
I L L U S T R A T E D P A R T S C A T A L O G

PART NUMBER	FIGURE & ITEM NO.	PART NUMBER	FIGURE & ITEM NO.	PART NUMBER	FIGURE & ITEM NO.
002-430056-13	097 - 32	002-440000-47	103 - 49A	002-440013-1	103
002-430056-15	097 - 26	002-440000-53	103	002-440013-3	103 - 7
002-430056-17	097 - 27	002-440000-95	490A-007	002-440013-7	103 - 34
002-430056-19	097 - 22	002-440000-99	417B-010	002-440013-7	103
002-430056-21	097 - 25	002-440001-1	103	002-440014-1	103
002-430056-21	013 - 22	002-440001-15	103	002-440014-2	103 - 6
002-430056-23	097 - 29	002-440001-17	103 - 75	002-440014-5	103 - 38
002-430056-23	013 - 24	002-440001-19	103 - 72	002-440014-7	103 - 37
002-430056-25	097	002-440001-21	103 - 74	002-440015-1	103
002-430056-27	097 - 23	002-440001-23	103 - 70	002-440015-1	103 - 9
002-430056-29	097 - 28	002-440001-25	103	002-440015-1	103 - 33
002-430056-31	097	002-440001-27	103	002-440015-2	103
002-430056-33	097	002-440001-29	103	002-440015-2	103
002-430056-35	097	002-440001-3	103	002-440015-2	103
002-430056-45	097	002-440001-33	417B	002-440015-2	103
002-430056-53	097	002-440001-5	103	002-440015-3	103 - 31
002-430056-59	097	002-440001-9	103 - 73	002-440015-4	103
002-430056-7	097	002-440010-35	103 - 41	002-440015-5	103 - 35
002-430056-9	097 - 30	002-440010-36	103	002-440015-6	103
002-430057-1	097	002-440010-37	103 - 39	002-440017-1	103
002-430057-11	097 - 34	002-440010-37	103 - 40	002-440017-3	103 - 27
002-430057-19	097	002-440010-38	103 - 43	002-440017-5	103 - 2
002-430057-21	097	002-440010-38	103	002-440018-1	103 - 28
002-430057-5	097	002-440010-38	103	002-440018-2	103
002-430058-1	097	002-440010-51	103 - 58	002-440018-7	103 - 32
002-430059-1	097	002-440010-52	103 - 59	002-440022-31	103
002-430060-21	097	002-440010-53	103 - 36	002-440022-31	013
002-430060-23	097	002-440010-55	103	002-440022-7	103
002-430060-25	097	002-440010-69	103	002-440023-1	103
002-430060-27	097	002-440010-9	103	002-440023-11	103 - 63
002-430060-3	097	002-440010-93	103	002-440023-21	103 -063A
002-430060-31	097	002-440010-93	013	002-440023-23	103
002-430060-35	097	002-440011-101	103 - 18	002-440023-25	103 - 64
002-430060-9	097 - 43	002-440011-103	103	002-440023-26	103
002-430061-11	097	002-440011-103	103 - 19	002-440023-27	103
002-430061-15	097 - 44	002-440011-105	103 - 3	002-440023-29	103
002-430061-27	097	002-440011-107	103 - 24	002-440024-35	103 - 68
002-430061-31	097	002-440011-107	103	002-440024-37	103 - 69
002-430061-9	097	002-440011-107	013	002-440024-39	103
002-430063-1	097	002-440011-109	103 - 17	002-440024-41	103
002-430065-1	097	002-440011-109	013 - 29	002-440024-42	103
002-430065-1	110	002-440011-11	103 - 4	002-440024-7	103
002-430066-1	097 - 4	002-440011-111	103 - 22	002-440026-1	103
002-430067-1	097 - 5	002-440011-111	013 - 30	002-440026-11	103 - 57
002-430068-1	097 - 1	002-440011-113	103 - 10	002-440026-12	103
002-430068-2	097 - 2	002-440011-114	103	002-440026-15	103 - 50
002-430073-5	099A	002-440011-116	103 - 20	002-440026-16	103
002-430074-1	097 - 35	002-440011-116	103	002-440026-3	103 - 51
002-430074-11	097 - 18	002-440011-117	417B	002-440026-4	103
002-430074-3	097 - 20	002-440011-125	103 - 21	002-440026-5	103 - 30
002-430074-7	097 - 19	002-440011-129	103 - 12	002-440026-7	103
002-430076-1	112	002-440011-17	103 - 16	002-440027-11	103 - 49
002-430076-21	112 - 1	002-440011-29	103	002-440027-12	103
002-430077-11	107	002-440011-35	103 - 11	002-440027-13	103 - 47
002-430077-19	107	002-440011-5	103	002-440027-14	103
002-430077-21	107	002-440011-51	103 - 5	002-440027-15	103
002-430079-1	097	002-440011-97	103 - 15	002-440027-21	103
002-430079-1	111A	002-440011-99	103 - 14	002-440027-23	103 - 48
002-430079-13	111A-004	002-440012-101	103	002-440027-7	103
002-430079-17	111A-005	002-440012-117	103	002-440027-9	103 - 46
002-430079-3	111A-001	002-440012-17	103	002-440029-1	103 - 56
002-430079-5	111A	002-440012-19	103	002-440029-2	103
002-430079-7	111A-002	002-440012-5	103	002-440029-3	103 - 54
002-430079-9	111A-003	002-440012-85	103	002-440029-4	103
002-43008-301	097	002-440012-87	103	002-440029-5	103 - 55
002-43021-59	314C-048	002-440012-89	103	002-440029-6	103
002-440000-119	490A-006	002-440012-91	103	002-440031-1	103
002-440000-129	490A	002-440012-93	103	002-440031-10	103
002-440000-25	103 - 13	002-440012-95	103	002-440031-11	103
002-440000-27	103	002-440012-95	013	002-440031-12	103
002-440000-31	103	002-440012-97	013 - 32	002-440031-13	103
002-440000-33	103	002-440012-99	103	002-440031-3	103
002-440000-43	103 - 60	002-440012-99	013 - 31	002-440031-5	103 - 62

B E E C H C R A F T
B O N A N Z A V 3 5 B
I L L U S T R A T E D P A R T S C A T A L O G

PART NUMBER	FIGURE & ITEM NO.	PART NUMBER	FIGURE & ITEM NO.	PART NUMBER	FIGURE & ITEM NO.
002-440031-55	103 - 61	002-820025-1	212	1N2484	354 - 18
002-440031-7	103	002-910010-1	091A	1N2484	354
002-440031-9	103	002-910010-11	091A- 98	1N2484	354 - 20
002-440033	109	002-910010-13	091A- 97	1N2484	354 - 90
002-440033-23	109 -003	002-910010-15	091A- 92	1N2484	354
002-440033-23	109	002-910010-3	091A- 88	1N4004	223 - 9
002-440033-29	109 -002	002-910010-5	091A- 89	1N4005	156
002-440033-35	109 -001	002-910010-7	091A- 91	1N4005	354
002-440033-43	109	002-910010-9	091A- 96	1N4005	354A
002-440033-43	013	002-910011-1	091A- 34	1N752A	392 - 30
002-440033-9	109	002-910011-1	258	10-349350-1	241
002-440033-9	013	002-910011-19	258	10-357200-1	354 - 45
002-440034-1	103 - 8	0107121-05	324 - 58	10-37707	354
002-440034-3	103	0107121-7	313	10-4431	214 - 13
002-440036-5	103	0107121-9	313	10-7822	214 - 9
002-440037-1	103 - 67	0250-010	017	10-7868	214 - 17
002-440039-35	362A	0366	364	100U12	202 - 20
002-450049-3	111A	03716-0300	490A	100695	358 -004
002-524010-11	154A- 16	04476-0001	490A	10F36	161
002-524010-13	154A- 14	065-02701	218A	100-1-28	427
002-524010-15	154A- 23	08125	207A- 7	100-361110-5	362A
002-524010-19	154A	08231	207A- 8	100-381006-1	355
002-524010-3	154A	089-005-501	182 - 27	1000	362 - 19
002-524010-5	154A	0965CD006-3	241A- 74	100696A-ZC008	194
002-524010-9	154A- 10	0965CD006-5	241A- 73	100696D-ZF020	219
002-524011-1	154A- 1	0965CD006-7	241A- 72	100696D-ZF020	241A
002-524011-1	219A	09916M1	213 - 29	100696DZ6-016	3418-021
002-524012-1	154A- 15	1-333-53	182	100696D10-06-016	354A
002-524012-15	154A	1-480270-0	354	100696X-Y0024	213 - 16
002-524012-3	154A- 12	1-480314-0	361A	100801A4-0190	3148-016
002-524012-5	154A	1-480319-0	361A	100801A40190	314A-016
002-524012-7	154A- 21	1-480340-0	354 - 80	100801A40190	314C-015
002-524016-1	154A- 22	1-480350-0	361A	100942C0020-31	211 - 53
002-524016-5	154A- 13	1-480350-0	039B	100942M0022-22	104A- 50
002-524017-5	154A- 17	1/16 X 1/2	313 - 8	100942M0022-32	104 - 52
002-524018-15	151	1/16 X 1/2	314	100942L0023-17	104A- 27
002-524018-15	154A- 19	1/16X1/2 TYPE E	313A-006	100942L0200-48	317 - 9
002-524018-7	151	1/16X1/2 TYPE E	313C-006	100942L023-17	258 - 25
002-524019-1	154A- 6	1/16X1/2 TYPE E	314A-010	100942L0316-84	317A-004
002-524019-2	154A- 7	1/16X1/2 TYPE E	313B-008	100942U0324-44	152 - 85
002-524020-1	154A- 4	1/16X1/28 TYPE E	314C-010	100943CR-ZD028L	110 - 22
002-524020-2	154A- 5	1/16X1/28 TYPE E	314D-010	100943YD302C	210 - 18
002-524020-3	154A	1/16X1/28TYPE E	314B-010	100943ZA016J	313 - 12
002-524020-5	154A	1/200 X 3/8ID	182 - 19	100943ZA016J	313A-010
002-524020-6	154A	1/4 DIA	289 - 5	100943ZA016J	3148-015
002-524020-7	154A	1/400 X 3/16ID	182 - 2	100943ZA016J	314A-015
002-524020-8	154A	1/400 X 3/16ID	182 - 30	100943ZA016J	313B-012
002-524021-1	154A- 9	1/400 X 3/16ID	182 - 15	100943ZA016J	314
002-524022-1	154A- 8	1/400 X 3/16ID	182 - 32	100943ZA016J	314C-014
002-524022-3	154A	1/400 X 3/16ID	182 - 3	100943ZA016J	314D-014
002-524023-1	154A- 2	1/4X3/8X10.75	033	100943ZE316G	209 - 4
002-524040-4	154A	1.5KE51CA	354A	100943ZG108G	156 - 14
002-580010-3	219A	1.5KE51CA	354A	100943ZS027G	313A-004
002-580011-3	219A	1CM25	355 - 17	100943ZS027G	313 - 6
002-580012-3	219A	1E1136	250 - 11	100943ZS027G	314 - 6
002-580013-3	219A	1E1136	251 - 15	100943ZS027G	313C-004
002-580014-3	219A	1E1140	250 - 16	100943ZS027G	313B-007
002-820010-1	154A- 18	1E1324	251 - 17	100943ZS027G	314A-009
002-820011-1	154A- 20	1E1406D	241	100943ZS027G	314B-009
002-820011-1	212	1E1502D	241	100943ZS027G	314D-009
002-820011-3	212 - 5	1J2-1	194 - 1	100943ZS027G	314C-009
002-820013-1	212	1J4-7	194	100951B091YA	417
002-820013-3	111B	1K1-6-10	194 - 3	100951D0020WH	341
002-820014-11	212	1K1-8-10	194	100951D0020WH	341
002-820015-1	212	1K17-1	194 - 17	100951D0032VA	219
002-820016-27	212 -021B	1K17-1	393 - 2	100951D0032VA	219A
002-820016-29	212 -021C	1K39-8-8	194 - 47	100951D0032VF	202 -080
002-820016-31	212 -019A	1K39-8-8	393 - 29	100951D0064VC	221A-007
002-820016-39	212 -021D	1K9-4-6	194 - 16	100951D0080YK	356
002-820016-41	212	1K9-4-6	393 - 1	100951D0091ZD	111
002-820016-9	212 -021E	1N005	354	100951D0125XY	314
002-820017-1	212 -018A	1N1199A	411	100951D0190ZD	111
002-820018-3	212	1N1520	354	100951D0190ZD	417

B E E C H C R A F T
B O N A N Z A V 3 5 B
I L L U S T R A T E D P A R T S C A T A L O G

PART NUMBER	FIGURE E ITEM NO.	PART NUMBER	FIGURE E ITEM NO.	PART NUMBER	FIGURE E ITEM NO.
100951NY0252Z	417A	102-389006-9	411	102-530080-3	313C-043
100951S025ZG	417A	102-389006-9	425	102-530080-3	313B
100951S031-029	154A-11	102-389034-1	282-026	102-530080-3	313B
100951S031XW	154-23A	102-430106-1	314B-044	102-530081-1	314A-027
100951S031XW	212-6B	102-430240-1	097-8	102-530081-1	314A
100951S063XP	211	102-530047-1	313B-037A	102-530081-1	314A-024
100951S063XP	211-10	102-530052-5	313C	102-530081-1	3140-025
100951S063YH	206A-042	102-530052-5	313A	102-530081-1	3140-028
100951S063YU	211-12	102-530068-1	314A	102-530081-3	3148-024
100951S063ZZ	206A-041	102-530068-13	314B	102-530081-3	314C-025
100951X031YM	206A-028	102-530058-13	314C	102-530082-1	314A-002
100951X032VB	314	102-530068-13	314D	102-530082-15	3148-002
100951X063YW	213-10	102-530068-3	314A-001	102-530082-15	314C-002
101-3039-1	490	102-530068-3	3148-001	102-530082-15	3140-002
101-340009-351	490	102-530068-3	314C-001	102-530082-16	3148
101-340373-13	490A	102-530068-3	314D-001	102-530082-16	314C
101-340830-13	490	102-530069-1	3148-039	102-530082-16	3140
101-340830-13	490A	102-530069-1	314A-042	102-530082-2	314A
101-340830-17	490A-003	102-530069-3	314A	102-530087-1	313B
101-341101-71	490A	102-530069-3	314B	102-530087-1	313C
101-380002-9	411-076	102-530069-3	314D-048	102-530087-15	313B
101-384082-3	156-49	102-530069-3	314C-040	102-530087-15	313C
101-384082-7	156-38	102-530071-1	314A	102-530087-17	313C
101-384118-1	156	102-530071-11	314B	102-530087-19	313C-008
101-388004-11	221A	102-530071-11	314A	102-530087-20	313C-009
101-388004-11	219A	102-530071-11	314D-017	102-530087-27	313C
101-530284-3	314D-038	102-530071-11	314C-017	102-530087-27	314A-011
101-530284-5	313C-038	102-530071-12	314A	102-530087-27	313B
101-530284-7	314A	102-530071-12	314B	102-530087-29	313C
101-530294-15	313A-049	102-530071-12	314C	102-530087-29	313C
101-530294-15	313B-044	102-530071-12	314D	102-530087-3	313C
101-530294-15	314A-038	102-530071-3	314B	102-530087-3	313B
101-530294-15	314B-035	102-530071-7	314A-005	102-530087-31	313C
101-530294-15	313C-055	102-530071-7	314C-005	102-530087-31	313C
101-530294-15	314D-044	102-530071-7	314B-005	102-530087-7	313B
101-530294-15	314C-036	102-530071-7	314D-005	102-530087-9	313C-001
101-530294-19	313A	102-530071-9	314A	102-530087-9	313B-001
101-530294-19	313C	102-530071-9	314B	102-530094-1	314B
101-530294-19	314B	102-530071-9	314D	102-530094-3	314B
101-530294-19	313B	102-530072-1	314C	102-530094-5	314A
101-530303-3	314B	102-530072-1	314B	102-530094-7	314A
101-530303-3	314B-032	102-530072-15	314B-018	102-530094-9	314A-037
101-530303-3	314D-041	102-530072-15	314A-018	102-530094-9	314B-034
101-530303-3	314C-033	102-530072-15	314C-019	102-530095-1	313A
101-530303-7	314A-035	102-530072-15	314D-019	102-530095-17	313A-048
101-530303-7	314B	102-530072-19	313B	102-530095-17	313B-042
101-530305-3	314A	102-530072-19	313B	102-530095-19	313A-047
101-530472-2	314A	102-530072-19	313C-042A	102-530095-19	313B-043
101-530472-3	314A	102-530072-2	314B	102-530095-19	314A-036
101-530604-1	313C-047	102-530072-2	314C	102-530095-19	314B-033
101-530604-1	313B	102-530072-31	314A	102-530095-29	313A
101-530604-1	314D-045	102-530072-31	314D	102-530095-29	313B
101-530604-1	314C-037	102-530072-32	314A	102-530095-3	313A
101-530604-5	313C-048	102-530072-32	314D	102-530095-31	313A-044
101-530604-5	313B	102-530072-5	314A	102-530095-31	314A
101-530604-5	314C-038	102-530072-6	314A	102-530095-31	313C-049
101-530604-5	317A-016	102-530074-1	314A-031	102-530095-31	313B
101-530604-5	314D-046	102-530074-5	314A	102-530095-31	314B
101-530604-9	317A	102-530074-5	313C-045	102-530095-31	314C
101-530604-93	313	102-530074-5	314D-032	102-530095-31	314D
101-530604-97	313	102-530075-1	314A-026	102-530095-33	313C-050
101321-00A0750	104A-17	102-530075-1	314D-027	102-530095-37	317A-013
101321-00A0750	104-19	102-530076-1	314B-026	102-530095-39	313A
1014	362	102-530076-1	314C-027	102-530095-41	313A
102-160000-9	040	102-530077-11	314B	102-530095-43	313A
102-320073-1	156	102-530077-13	314B	102-530095-5	313A
102-320073-5	156	102-530077-23	314B	102-530095-51	313B
102-320073-5	156	102-530077-23	314A	102-530095-53	313B
102-360020-17	362A-010	102-530077-23	314C	102-530095-55	313B
102-360020-23	362A-011	102-530077-23	314D	102-530096-1	313C-052
102-384016-5	426-009	102-530077-29	314B	102-530096-1	313B-040
102-389006-3	411	102-530077-9	314B	102-530097-1	313B
102-389006-3	425	102-530078-1	314B	102-530097-1	313C-042

B E E C H C R A F T
B O N A N Z A V 3 5 B
I L L U S T R A T E D P A R T S C A T A L O G

PART NUMBER	FIGURE & ITEM NO.	PART NUMBER	FIGURE & ITEM NO.	PART NUMBER	FIGURE & ITEM NO.
102-530097-1	3138	105739X-ZR0260	104 - 38	106-530058-9	3140-043
102-530099-1	3148	105740X-ZF0250	154A	106-530059-1	314C
102-530099-1	3138	10574XYD0490	206A-061	106-530059-3	3140
102-530099-5	314A	105740X-ZG0190	151	106-530060-1	313C
102-530099-5	3138	105740X-ZJ0490	204 - 17	106-530060-3	313C
102-530106-1	314C	105740X-ZR0480	204 - 10	106-530060-5	313C
102-530106-1	314A-047	105740X-ZU0164	154A	106-530060-7	313C-054
102-530106-1	3140	105740X-ZU0164	212 - 6A	106-530060-9	314C-034
102-530109-1	314C-020	105740XYD1365	206A-057	106-530060-9	313C-053
102-530109-1	314A-019	105740XYD1458	206A-058	106-530060-9	3140-042
102-530109-1	314D-020	105798-13	241B	106-530063-1	313C-059
102-530111-1	314A-030	105798-13	417 - 2	106-530063-1	327A
102-530111-1	314	105798-18	241 - 66	106-530063-11	327A-012
102-530111-1	3140-031	105798-7	417 - 7	106-530063-13	327A-003
102-530113-1	311A	105798-8	282	106-530063-15	327A-002
102-530113-3	311B-002	105798-9	417 - 46	106-530063-17	327A-006
102-530113-3	311A-006	105982-5A11-010	356 - 17	106-530063-19	327A
102-530334-1	314B-019	106-100002	241A- 39	106-530063-21	327A-007
102-538071-9	314C	106-320012-3	156	106-530063-23	327A-014
102-810016-5	211	106-384001-1	313C-035	106-530063-25	327A
102-910060-1	282	106-384001-1	314A	106-530063-27	327A-015
102807-250-120	110A	106-384001-1	314D	106-530063-3	314C-045
102808-4D012	417	106-384001-2	314A	106-530063-3	327A
102808-4D012	417	106-384001-2	314D-036	106-530063-3	3140-053
102808-4E324	417 - 76	106-384001-5	314A	106-530063-31	327A
102808-4F516	417	106-384001-5	314D-035	106-530063-33	327A-005
102808-4G012	417	106-384001-6	313C-036	106-530063-5	327A
102809-072-018	156 - 21	106-384001-6	314A	106-530063-7	327A
102809-093-026	209 - 6	106-384001-6	314D	106-530063-9	327A
102809-125-029	104A- 67	106-530018	341A	106-530064-1	314C-043
102809-125-030	104 - 50	106-530018-1	341B	106-530064-1	3140-051
102809A125-014	154	106-530018-9	341A-064	106-530064-3	313C-058
10293301ZA0410	223 - 5	106-530019-1	341B-033	106-530064-5	314C
10293301ZA0410	354 - 6	106-530021-1	341B	106-530064-5	3140
10293304ZJ000	3140	106-530021-1	341A-065	106-530064-7	313C
10293304ZJ0190	313 - 13	106-530028-1	314B-040	106-530064-9	314C
10293304ZJ0190	313A-011	106-530028-1	314A-043	106-530064-9	313C
10293304ZJ0190	313B-013	106-530028-1	314C-041	106-530064-9	3140
10293304ZJ0190	314	106-530028-1	314D-049	106-530065-171	311B
10293304ZJ0190	3140-015	106-530028-2	314C	106-530065-19	311B-018
10293304ZJ1000	313A-018	106-530028-2	314B	106-530065-31	311B-019
10293304ZJ1000	313 - 22	106-530028-2	314A	106-530065-32	311B
10293304ZJ1000	313B-016	106-530028-2	314D	106-530065-34	311B-036
10293304ZJ1000	314C	106-530030-3	311B-011	106-530065-57	311B-020
10293304ZM0190	314	106-530032-1	311C	106-530065-61	311B-021
10293305ZX0749	154	106-530032-1	324	106-530065-65	311B-022
10293305ZX0749	154A-037	106-530032-3	324	106-530065-67	311B-017
10293305ZX0749	154	106-530035-7	110A-002	106-530065-71	311B-037
10293351ZC0060	355	106-530035-9	110A	106-530065-73	311B-038
10293354ZJ0093	417 -135	106-530040-1	110A-028	106-530065-75	311B-039
10293354ZX0479	152 -119	106-530041-1	311C	106-530065-81	311B-035
10293301ZA0410	354A-006	106-530041-3	311C	106-530066-1	311C-012
103637	040 - 9	106-530042-1	311C	106-530069-7	311C
103637	041 - 7	106-530042-3	311C-005	106-530069-9	311C-014
103637	101 - 17	106-530043-1	311C-001	106-530070-1	341B
103637	102	106-530046-5	417B-007	106-530072-1	311C-010
103637	133 - 23	106-530050-1	110A-026	106-530075-3	311C-013
103637	131 - 32	106-530050-1	311B-035A	106-530078-1	311B
103637	131 - 9	106-530053-1	110A-027	106-530078-19	311B
1050908020-12T	152 -143	106-530055-27	311C	106-530078-3	311B-008
105090CR032-4E	213 - 35	106-530055-29	311C	106-530078-4	311B-033A
105090D050-12G	223 - 20	106-530055-43	311C	106-530079-21	311B
105739S-YK0431	202 - 38	106-530055-7	311C	106-530079-5	311B-009
105739S-YP1483	206A-025	106-530055-7	324	106-530080-1	311B
105739S-YZ0594	154 - 35	106-530055-9	311C	106-530080-4	311B
105739S-YZ0641	154 - 33	106-530056-11	317A-009	106-530082-1	311B
105739S-YZ0532	154 - 37	106-530056-3	317A	106-530082-13	311B-013
105739X-ZK0156	258 - 13	106-530056-9	317A-011	106-530082-14	311B-033
105739X-ZR0065	104 - 37	106-530058-1	314C	106-530082-2	311B
105739X-ZR0102	104 - 44	106-530058-3	314C	106-530083-17	311B
105739X-ZR0110	104 - 32	106-530058-5	314D	106-530083-18	311B
105739X-ZR0168	104 - 41	106-530058-7	314D	106-530084-1	311B
105739X-ZR0187	104 - 33	106-530058-9	314C-035	106-530084-15	311B-016

B E E C H C R A F T
B O N A N Z A V 3 5 B
I L L U S T R A T E D P A R T S C A T A L O G

PART NUMBER	FIGURE & ITEM NO.	PART NUMBER	FIGURE & ITEM NO.	PART NUMBER	FIGURE & ITEM NO.
106-530085-7	311B	106203-00108	152	114693-6	393 - 15
106-530086-1	311B	106242-5-01550	107 - 33	114693-9-00500	393
106-530086-13	311B-034	106242-7-03600	202	114931-1-13	354 - 69
106-530086-21	311B	107B	017	114931-1-2	354 -109
106-530086-23	311B	108424-2	097	114931-1-2	354
106-530086-9	311B	108424-2	110	114931-1-2	354 - 73
106-530087-1	311B	108424-4	103	114931-1-5	354 -110
106-530088-1	311B	10849251416-116	194	114931-1-6	354 - 47
106-530088-13	311B-007	11-014	220 - 25	114931-1-7	354 -108
106-530088-27	311B	11116M1	161 - 11	114931-1-8	354 - 70
106-530090-1	311B-005	111190-14	209 - 8	114931-1-8	354 - 65
106-530090-3	311B	111200-6	206A-055	115-384018	392 - 20
106-530090-5	311B	111200-6	206 - 20	115-384018-1	392A - 19
106-530090-7	311B	11131	182A	115-384018-3	392 - 36
106-530092-3	311B-043	1114213	241A- 28	115005-1	219A- 28
106-530093-1	311B-033B	1114213	241B-035	115005-1	362A
106-530096-1	110A	111504ZT0324-3	289	115005-2	362A
106-530096-3	110A-014	111716AX2X214	356 - 14	115005-2	395 - 12
106-530096-5	110A-016	111716AX4XX15	417 - 61	115005-4	281
106-530097-5	110A-010	111716AX5XX34	417 - 66	115081-5	015 - 7
106-530097-7	110A-011	111716AX5XX44	417 - 45	115081-7	015
106-530108-11	110A	111716AV6XX33	415 -005	115090-19-1	017
106-530108-13	110A	111716AV6XX40	415 -004	115092	031 -035
106-530108-15	110A	111716AZ6XX90	417B-012	115098-5	015 -011
106-530108-5	110A	111716AZ6X0110	417 -124	115155X10FT	104 - 68
106-530108-5	110	111722	131 - 5	115167CXZ060585	241A- 13
106-530108-7	110A	111722	132 - 48	115167CXZ060585	241 - 17
106-530108-9	110A	111722	031 -034	115167CXZ060585	241B
106-530109-1	110A-008	111728A48	417	115167DXX040363	417 - 33
106-530109-3	110A	111728J16	417	115167DXX081343	417 - 6
106-530110-1	311C-007	111745	015 - 5	115167DXX081483	245A- 24
106-530111-3	110A-009	112116-064-092 *	341A	115167DXX121323	417 - 1
106-530118-1	110A-029	112117-051-100 *	341A	115167DXX121443	245A- 22
106-530122-1	313C	112136-12	219 - 1	115167DXX121443	417
106-530124-1	110A	112136-12	219A- 1	115184-1	324
106-530124-2	110A	112149-9	354 - 37	115184-1	324
106-530125-1	110A	112406	202 -088	115184-1	324
106-530130-1	110A-018	112412	159 - 44	115192	017
106-530130-15	110A-023	112412	159 - 8	1168-1	182 - 10
106-530130-7	110A-022	112412	241 - 49	1168-2	182 - 11
106-530130-9	110A-025	112412	241A- 30	11740	182
106-530131-1	110A-021	112412	219 - 62	11782-3	182 - 18
106-530132-1	110A	112412	258 - 5	1185-3CNO380	2498
106B	241 - 25	112412	241B-029	118540BHP2	152 - 37
106B BOSS	245A- 43	112413-2	241A- 31	118540BHP2	152 -100
1060435-Z0300	417B	112413-2	219	118540BHP2	152 - 51
106200FR4-80	241 - 79	112413-2	241B-030	118540BHP3	103
106200FR4-80	282 - 17	112413-2	258 - 6	118540BHP3	151 - 6
106200G4-12	394 - 10	112413-4	159 - 45	118540BHP3	151 - 9
106200G6-12	394 - 9	112413-4	241 - 50	118540BHP3	152 - 96
106200H10-41	194 - 2	112413-8	159 - 10	118540BHP4	091
106200H10-7	194 - 44	112416	341 - 13	118540BHP4	091A
106200H10-7	393 - 27	112436-4	354 - 38	118540BHP4	151 - 25
106200H10-72	194 - 50	112436-6	159 - 43	118540BHP4	151 - 17
106200H10-72	393 - 32	112436-6	159 - 7	118540BHP4	152 - 40
106200H12-14	241A- 15	112436-6	241 - 51	118540BHP4	152 - 3
106200H12-14	241 - 20	112436-6	241A- 32	118540BHP4	152 - 36
106200H12-14	241B-017	112436-6	219	118540BHP4	152 -106
106200H12-14	241A-146	112436-6	258 - 4	118540BHP4	151 - 28
106200H4	393 - 7	112436-6	241B-031	118540BHP5	152 -156
106200H4-12	281 - 37	112733-2	015 - 1	11864-2	182 - 21
106200H4-15	281 - 7	112733-4	015	118641	313A-009
106200H4-15	281 - 5	112734	015	118641	313B-011
106200H4-15	281 - 18	112735	015 - 3	118641	313 - 11
106200H6	194 - 22	112736	015 - 4	118641	314C-013
106200H6-20	394	113-205-102	362 - 1	118641	314D-013
106200H6-27	281 - 11A	113667R	017	118641	314 - 9
106200H8	194 - 33	11391	182 - 33	118641	314A-014
106200H8-7	194 - 45	114613-4-00408	194	118641	314B-014
106200H8-7	393 - 18	114632-24-14	417 -140	118642-1	206A-013
106200H8-7	393 - 28	114693-2	194 - 34	118642-1	206 - 11
106200H8-92	194 - 48	114693-2-01300	241 - 56	118642-7	202 - 39
106200H8-92	393 - 30	114693-2-01300	241B	118650	317

B E E C H C R A F T
B O N A N Z A V 3 5 B
I L L U S T R A T E D P A R T S C A T A L O G

PART NUMBER	FIGURE C ITEM NO.	PART NUMBER	FIGURE C ITEM NO.	PART NUMBER	FIGURE C ITEM NO.
118650	324 - 37	130569	314B	15-423	281
118650-1	311 -044	130569	313C-056	15-48A	241A
118664	354	130569	313B-045	15-48A	241
118664	354A	130569	314C	1501062	358 -010
118665	223 - 23	130569	314A	150PL14	392 - 4
118665	354	130569	314 - 38	150PL14	392A- 5
118665	354A	130569	314D	151	355 - 4
11873-11	182A- 15	130569	016 - 14	151	017
11873-11	182 - 13	130608-00100	361 -037	151-10	355
11873-2	182 - 36	130728	015 - 6	151-26	203A- 1
11873-30	182 - 20	130906-TC-88073	313C-040	152-24	203A- 3
121P60501R5V1	354A-007	130906TC-88073	314D-037	1523215-2	427
121P60501R5V1	354 - 13	130906TC88073	314A	1524	039B-015
1296-00-1	285	130906TCBC065	313A	153-00900	203A
1296-00-1	281	130906TCBC065	313B	153-1	207A- 4
130-005-501	182 - 28	130906TCBC065	314A-033	153-9	203A- 8
130-032-332	417A-020	130907D-AB206	417A-025	154-00800	203A
130-032-332	417B-004	130907D-ZC182	417A-021	154-03200	207A
1300008EP3	152 - 42	130907T-D-A884	417A-026	154-1	207A- 5
1300008EP3	152 - 45	130909815	426 -031	154-16	203A- 9
1300008EP3	152 - 49	130909836	313C-044	154-8	203A- 10
1300008EP4	151 - 22	130909N29	314 - 10	155-2	207A- 6
1300008EP4	152 -111	130909N29	314D	15853-1	039A- 11
1300008EP4	152 -114	130909N29	3140	15853-2	039A- 19
130001882	152	130909N29	314C	16418	152 - 64
130006A1032	395	130909N29	314C	16418	164 - 11
130006A6320BC	362	130909N29	355	166-14	203A- 12
130006A8320BC	362	130909N29	417	166-15	218A- 18
130008A1032BC	219	130936P6	393 - 19	166-24	203A- 13
130010-3	313 - 52	131002-3	091A- 77	16781	361 - 20
130010-3	314 - 40	131002-3	154A-044	169-380005-11	417 - 27
130010-3	313B	131052-1	364	169-380021-11	354A-021
130030	392 - 18	131067-6	417	169-380021-5	354 - 34
130030-3	016 - 8	131152-7-00-	393	169-380021-7	354 - 43
130292A10	393 - 16	131152-7-00-02	411 -040	169-380021-9	354A-029
130292A10	411 -041	131152-7-00-02	393	169-380096-5	415 -001
130292A12	394	131152-7-00-02	393	169-554021-5	415 -002
130292A12	393	131152-9-00-03	194	169-910028-13	111 - 20
130292A14	393	131152-9-00-07	194	169-910028-13	111 - 32
130292A14	393	131152-9-01-03	393	169-910028-13	417 - 13
130292A6	411	131270-3	111A-014	169-910028-13	417 - 56
130292A6	393	131301-12500	107	171499	3138-028
130292A8	393 - 8	131345	314C-044	1718	182
130292A8	394	131345	314A-046	1728	427
130342-3	109	131345	314B-043	1729	202 - 31
130498C19-32	313A-041	131345	313C	1729	206A-038
130498C29-33 C	317	131345	314D-052	1729	206A-048
130524-3-0124	241 - 46	131354-1	313A	1729	206
130524-3-0124	241A- 34	131354-1	314B	1729	211 - 25A
130524-3-0160	241 - 45	131354-1	314A-044	1771-1/2	356 - 6
130524-3-0160	241A- 36	131354-1	313C-057	1771-1/2	356B-008
130524-3-0160	241B-025	131354-1	314C-042	1771-1/2	356A-008
130524-3-0180	241	131354-1	314D-050	18-300009-21	341 - 24
130524-3-0190	241 - 91	131354-3	3140	18-300009-21	341 - 7
130524-3-0190	241	131354-3	314C	18-300009-21	341A-004
130524-3-0250	241B-023	131354-3	314A	1813	324
130524-3-124	241A- 53	131354-3	314B-041	1813	354
130524-3-230	241A- 59	131354-3	313C	1816	156 - 40
130524-3-250	241A- 57	131554FG5M	212 - 13	1816	354 - 79
130524-4-0130	241 - 76	131554LF66M	212	1816	417
130524-4-0130	282 -001	131554L6M	212 - 4	18276-225	245A- 6
130524-4-0154	241 - 98	131765-1F	159 - 19	183-1	218A- 13
130524-4-0160	241 -100	13830	203 - 15	185678	111A
130524-4-0160	241 - 71	13830	203 - 8	185678	111 - 70
130524-4-0160	282 -003	13836	203A- 4	185678	242 - 14
130524-4-0170	241 - 77	13836	203A- 2	186-218	241 - 36
130524-4-0170	282 - 8	13889	203 - 2	186-218	245A- 29
130524-4-200	241A- 14	13889	203A- 7	1864	354A-014
130524-6-0185	241 - 78	13981A	214 - 20	1870	417
130524-6-0185	282 - 5	1425-1M	362 - 3	18754-6	152 - 6
130524-6-0186	241A- 20	1440-14	324 - 1	1901108	358 -012
130569	313 - 47	145-18	218A- 17	1901450	358 -002
130569	313A-050	1495	156	19029-10S	411 -060

BEECHCRAFT
BONANZA V35B
ILLUSTRATED PARTS CATALOG

PART NUMBER	FIGURE & ITEM NO.	PART NUMBER	FIGURE & ITEM NO.	PART NUMBER	FIGURE & ITEM NO.
19029-85	411	2140-12	285 - 16	2515	311C-008
190296-85	411 -056	2140-15	285 - 27	2515	417A- 16
1919-3	354 - 75	2140-16-1	285 - 17	2515	417A- 8
1919-3	391 - 18	2140-17	285 - 24	25150-12A30	354
1954	312	2140-18	285 - 14	25416080100101	156 - 7
2-008	222 - 26	2140-21	285 - 18	256P3/8 X 1/4	182 - 4
2-008	220 - 29	2140-25-39	285 - 3	256P3/8 X 1/4	182A- 8
2-010	222 - 34	2140-28	285 - 31	2565-1	311C-009
2-011	220 - 23	2140-29	285 - 45	259P04	393
2-111	220 - 30	2140-36	285 - 12	259P3/8	182
2A12715	392	2140-38-3	285 - 11	26006	364 - 16
2A12715	392A- 13	2140-39-1	285 - 20	26119	156 - 36
2A36C23/84B0	250 - 1	2140-50-1	285 - 44	262P04	393 - 13
2A36C23CP/84B0	241	2140-51	285 - 34	264-84-48	362 - 5
2A36C23CP/84B0	248	2140-53	281 - 36	264PX1/2	394
2A36C23CP/84B0	241B-036	2140-56	285 - 8	264P04	393
2A36C82T/84B2	241A- 26	2140-57	285 - 10	264P3/8	182 - 7
2A36C82T/84B2	248	2140-61	285 - 43	268P1/4 X 1/8	194 - 19
2C6524CK	241A-108	2140-62	285 - 39	268P1/4 X 1/8	194 - 24
2C6750CK	241A- 93	2140-62	285 - 47	268P1/4X1/8	393 - 9
2E1260	250 - 15	2140-65	285 - 35	268P1/4X1/8	393 - 4
2E1260	251 - 10	2140-66	285 - 15	268S35-078-131	241A- 97
2E1260	251A-010	2140-68	285 - 33	26875-48	341 - 31
2E1260	250A-010	2140-71	285 - 40	26875-48	341A-006
2E1290	251A-004	2140-73	285 - 1	26875-48	341B-035
2E1290	251 - 4	2140-87	285 - 9	269P1/4 X 1/8	223 - 36
2E1291	251 - 5	2140-90	285 - 38	27-2-3002-1	214B-008
2E1291	251A-005	2140-97	285 - 2	27-2-3002-1	214A-008
2H30-9	194 - 8	2161-23	285 - 46	27-2-3006	214B-005
2N1296	354 -118	217-1	207A- 3	27-2-3006	214A-005
2N3055	354 - 88	2172-41	285 - 25	27-4-1004	214B-019
2N4036	392 - 29	2172-55	285 - 13	27-4-1004	214A-019
2N4036	392A-027	218P60501R5T1	359A	27-4-1005	214A-017
2TS-1	354 -119	218P60501R5T1	359A	27-4-1005	214B-017
2TS1	354 - 87	2194	040 - 12	27-4-1006	214B-011
2VK6D/1-2	354	2194	161 - 25	27-4-1006	214A-011
20-3841	214 - 26	22A17-62	101	27-4-2000	214A-016
20-7609	214 - 5	22A5-048	099	27-4-2000	214B-016
20-7642	214 - 10	22K2-048	314	27-4-3001	214B-007
202563	194	224	017	27-4-3001	214A-007
20364-2	182 - 1	22427-01	341B-007	27-4-3002	214B-006
20443	182	22427-1	341 - 73	27-4-4003-2	214B-021
20464-558	182 - 24	22427-1	341A	27-4-4003-2	214A-021
20464-9	182	231	017	27-4-5001	214B-012
20488-314	182 - 34	232CW	194	27-4-5001	214A-012
20488-7	182	23599-01	341 - 46	27-4-5002	214B-015
20490	182 - 37	23599-01	341A-063	27-4-5003	214B-013
20492	182 - 38	23599-01	341A-057	27-4-5003	214A-013
20501	182 - 31	23599-01	341A-029	27-4-6003-2	214A-009
20571-7	182	23599-01	341A-052	27-4-6003-2	214B-009
206	364 - 11	23599-01	341A-047	27-8-3002	214A-006
206480	354A	23599-01	341 - 79	27-8-5002	214A-015
206482-24V7	354A	23599-11	341B-015	271P1/4 X 1/8	194 - 26
20668	182	23599-11	341B-004	271P1/4 X 1/8	194 - 18
20677-1	182 - 39	2373	417 - 91	271P1/4 X 1/8	223 - 35
2094-2	182 - 22	2373	417 -111	271P1/4X1/8	393 - 11
21-5-125-0250	222	2373	417 -101	271P1/4X1/8	393 - 3
21D678	358 -005	24096-225M	245A- 7	279P3/8 X 1/4	182 - 16
21D823-1	358	242CW	194 - 4	28314-00	341
21D965	358 -011	24555-7	341A-034	28316-11	341A-066
210-7A	245A- 46	24555-7	341 - 74	28317-11	341A
210-7AL	245A	24555-7	341B-005	28420-093-10	222 - 33
210-8A	245 - 16	24567-1	341 - 72	286STD070	241A- 68
210-8AL	245	24567-1	341A-036	286STD070	245A- 41
210-8AL/24	245	24567-1	341B-006	286S35-071	241A
21067-12	361 - 21	2472	359C-033	286S35-071	245A
212CW	194	248	391	286S35-072-27	241A- 69
214-2A	245	249233	411	286S35-072-3	241A- 75
214-2A	392 - 48	25-400359-12	219A-015	286S35-072-31	241A- 71
2140-06-1	285 - 23	2505	212 - 22	286S35-072-5	241A- 76
2140-07	285 - 19	2506	311C-003	286S35-072-7	241A- 64
2140-08-1	285 - 22	2506	417A- 3	286S35-073	245A
2140-09	285 - 21	2510	417A- 15	286S35-074-109	245A- 33

B E E C H C R A F T
SONANZA V35B
I L L U S T R A T E D P A R T S C A T A L O G

PART NUMBER	FIGURE & ITEM NO.	PART NUMBER	FIGURE & ITEM NO.	PART NUMBER	FIGURE & ITEM NO.
286S35-074-13	245A- 1	3E1443-2	250 - 10	327	411
286S35-074-131	245A- 17	3E1461	251 - 11	33-110010-36	033 - 4
286S35-074-135	245A- 15	3E1461	251A-011	33-110010-607	033 - 15
286S35-074-137	245A- 18	3E1461	250 - 7	33-110010-608	033
286S35-074-15	241A- 66	3E1461	250A-011	33-130000	041
286S35-074-15	245A- 39	3E1470	250 - 4	33-130000-1	041 - 9
286S35-074-17	245A- 11	3E1470	250A-004	33-130000-3	041 - 16
286S35-074-19	245A- 14	3E1964-3	250A-013	33-130000-7	041
286S35-074-21	245A- 4	3E1964-3	251A-013	33-130000-9	041
286S35-074-3	245A- 2	3E2062-2	251A-012	33-324025	016 - 26
286S35-074-7	245A- 3	3E2062-2	250A-012	33-324032	312 - 46
286S35-074-9	245A- 8	3V710-1177-2	159 - 2	33-324032	016 - 29
286S35-074-93	245A- 9	3V710-1177-4	159 - 31	33-324043	016
286S35-077	241A	3V710-1177-5	159 - 21	33-329010-19	194 - 7
286S35-077	241A	3XSK8720-635/16	161 - 7	33-329010-19	244 - 24
286S35-078-121	241A-120	30-0009-5	296 - 34	33-360011-628	111
286S35-078-123	241A-130	30-0009-6	296	33-360013-607	241A
286S35-078-123	241A- 63	30-0467-5	362A-005	33-364018	016 - 35
286S35-078-135	241A-127	30-0502-5	354	33-380003-1	361
286S35-078-17	241A-129	30-0531-1	362A-004	33-380003-3	361
286S35-078-3	241A-104	30-0815-1	109	33-410010-1	110 -026
286S35-078-41	241A-117	30-0815-1	362A	33-410010-2	110
286S35-078-43	241A-126	30-0815-3	109 - 2A	33-410010-3	110 -027
286S35-078-47	241A-110	30-0815-3	362A-013	33-410010-4	110
286S35-078-49	241A- 96	30-0815-5	362A	33-410035-601	099
286S35-078-49	241A- 62	30-1	156 - 48	33-410040-1	101 - 23
286S35-078-7	241A- 86	30-1331-3	362A	33-410040-1	313
286S35-078-9	241A- 88	30-1467-1	362A	33-410040-2	101 - 24
286S35-091-21	245A- 19	30-15	182A- 18	33-410040-23	101 - 7
286S35-091-3	245A- 20	30-15	354 - 74	33-410040-25	101 - 8
2900P	182A- 1	30-15	391 - 16	33-410040-27	101 - 27
294929A	356 - 16	30-7623	214 - 4	33-410040-27	101A- 22
294929A	356A	30C1023	391	33-410040-5	101 - 25
295250-5	091	300-3TTF	341B-038	33-410040-6	101 - 6
295250-5	091A	300-3TTM	341 - 75	33-410040-602	101
3/16 ID	182A- 5	300-8-2	341B-003	33-410040-606	101
3/16ID X 1/400	182A- 3	300-8-2	341A-027	33-410040-7	101 - 5
3/16ID X 1/400	182A- 6	300-8-2	341 - 77	33-410040-9	101A- 20
3/16ID X 1/400	182A- 7	3003	107	33-4100402	313
3/16ID X 5/1600	182A- 14	302D	202 - 40	33-440000-1	109
3/16ID X 1/16WALL	341 - 68	3023	203A- 11	33-500009-13	182
3/1600 X 1/8ID	182 - 35	303	354A-015	33-500009-17	182
3/400 X 1/2ID	182 - 23	3067P1-202	354	33-500009-19	182
3/8 00	182A- 9	307	354	33-500009-7	182
3/8 00	182A- 10	31-1188-1	362A-007	33-500010-3	182A
3/800 X 1/4ID	182 - 25	31-1704-1	354	33-500025	182A- 20
3/800 X 1/4ID	182 - 12	31-1705-3	354	33-524023-11	364 - 9
3/800 X 1/4ID	182 - 5	31-1745	109	33-524023-21	364
3/800 X 1/4ID	182 - 17	31-3908L	362A	33-524023-31	364
3/800 X 1/4ID	182 - 6	3130	311B	33-524024	364 - 13
3/800 X 1/4ID	182 - 26	3130	311B	33-524024-3	364
3A17680	311A-010	3130	311B	33-524025	364 - 4
3A17680	311 -009	3130	311B-010	33-530003-107	324 - 15
3A17680	311A-008	3140-22-1	285 - 48	33-530003-59	312
3A17680	311A-018	3140-30	285 - 37	33-530007-17	286
3A17680	324 - 25	3140-37-12	285 - 42	33-530007-17	312
3A32C406X/G82N *	249B	3186D	039B	33-530007-17	324
3A32C76/82NB2	251 - 1	31890	212	33-530007-19	286
3A32C76S/82NB2	241 - 81	31890	039A	33-530007-19	312
3A32C76S/82NB2	249A	319A208-4	364 - 3	33-530007-57	097
3A32C76S/82NB2	241B	319A209-4	364	33-530009-25	311B-001
3A32C76T/82NB2	241A	3190	182 - 9	33-530009-3	311 -020
3E1150-3	251 - 16	3190-1	182 - 9A	33-530009-3	311A-014
3E1150-3	250 - 12	3191	182 - 8	33-530009-3	311B-023
3E1219-6	250 - 18	3191	182A- 11	33-530020-1	016
3E1219-7	251 - 19	3195	182A- 16	33-530038-1	016
3E1271-2	250A-008	3195	182 - 14	33-530045-1	313C
3E1271-2	250 - 13	32D973	358 -001	33-530045-2	313C-024B
3E1271-2	251A-008	32445	212	33-534009-21	311B-014
3E1271-2	251 - 8	32446	039B	33-534015-7	312 - 40
3E1443-1	251 - 13	327	341	33-534015-8	312
3E1443-1	250 - 9	327	391A	33-534015-9	312
3E1443-2	251 - 14	327	391A	33-534047	211

B E E C H C R A F T
B O N A N Z A V 3 5 B
I L L U S T R A T E D P A R T S C A T A L O G

PART NUMBER	FIGURE & ITEM NO.	PART NUMBER	FIGURE & ITEM NO.	PART NUMBER	FIGURE & ITEM NO.
33-534047-1	211 - 60	35-110009-611	033	35-110061-81	035 - 28A
33-534051	313	35-110009-612	033	35-110061-9	035 - 3
33-534051	314A	35-110061-1	031 -031	35-110062-1	036 - 2
33-534051-3	314	35-110061-1	035	35-110063-1	035 - 14
33-534069-3	311	35-110061-10	035	35-110063-2	035
33-534069-3	312	35-110061-11	035 - 45	35-110064-1	035 - 1
33-534069-7	312	35-110061-12	035	35-110064-2	035
33-534078-7	311B-044	35-110061-13	035 - 46	35-115020-74	035 - 28
33-534305-39	312 - 33	35-110061-14	035	35-115020-8	035 - 42
33-534420-95	312 - 34	35-110061-15	035 - 26	35-115020-9	035
33-580009-25	311A-001	35-110061-16	035	35-115031	036 -042
33-590009-25	017	35-110061-17	035 - 47	35-115031-1	036
33-620000-19	132 - 32	35-110061-19	035 - 48	35-115031-20	036
33-620000-23	132 - 34	35-110061-2	031	35-115032-602	036 - 41
33-8003-1	206	35-110061-2	035	35-115032-603	036
33-910000-13	241 - 61	35-110061-21	035 - 29	35-115033-612	036 - 39
33-910000-15	241 - 41	35-110061-22	035	35-115033-613	036
33-910000-15	241A-038	35-110061-23	035 - 17	35-115034	034 - 7
33-910000-15	241B-027	35-110061-24	035	35-115034-1	034
33-920000-11	241A-119	35-110061-25	035 - 4	35-115035	034 - 6
33-921016-1	281	35-110061-26	035	35-115035-1	034
33-924013	281	35-110061-27	035 - 37	35-115041	036 - 34
33-924013	286	35-110061-29	035 - 49	35-115041-1	036
33-924013	312B	35-110061-3	035 - 43	35-115042-603	036 - 33
33-924013	341	35-110061-30	035	35-115042-604	036
33-924013	341	35-110061-31	035 - 50	35-115045-602	036 - 37
330	391A	35-110061-32	035	35-115045-603	036
330	411	35-110061-33	035 - 51	35-115046	034 - 2
330GE	391	35-110061-35	035 - 52	35-115046-1	034
330865	033A	35-110061-37	035 - 53	35-115047	037 - 13
330865	033A	35-110061-39	035 - 27	35-115047	036 - 56
330995F4-0060	282 -025	35-110061-41	035 - 38	35-115047-1	037
330996-6-0202	411 -036	35-110061-42	035	35-115047-1	036
330997-0090	219A	35-110061-43	035 - 54	35-115048	036 - 57
330997-4-0124	219A- 54	35-110061-44	035	35-115048	037 - 14
330997-4-0150	219A- 55	35-110061-45	035 - 31	35-115048-1	037
330997-4-140	219A	35-110061-47	035 - 32	35-115048-1	036
33107A	214 - 21	35-110061-49	035 - 33	35-115049	036 - 58
3317131C-19-32	314 - 37	35-110061-5	035 - 44	35-115049	037 - 15
3317131C-19-32	313	35-110061-51	035 - 34	35-115049-1	037
34-410461-53	099	35-110061-53	035 - 35	35-115049-1	036
34CB759	311 -049	35-110061-55	035 - 36	35-115050-604	037 - 1
34CB759	324 - 35	35-110061-57	035 - 55	35-115050-604	036 - 44
35-000001-932	017	35-110061-59	035 - 56	35-115050-605	036
35-000125-1	015	35-110061-60	035	35-115050-605	037
35-000125-3	015	35-110061-601	035	35-115051-10	204 - 30
35-000126-1	015 -008	35-110061-602	035	35-115051-11	204
35-000126-3	015	35-110061-603	035	35-115051-4	204 - 28
35-000126-5	015 -009	35-110061-604	035	35-115051-5	204
35-000126-7	015	35-110061-605	035	35-115051-6	204 - 29
35-000128	015	35-110061-606	035	35-115051-606	036 - 32
35-000129	015	35-110061-607	035	35-115051-607	036
35-000130	015	35-110061-608	035	35-115051-63	036
35-000132-1	015	35-110061-609	035	35-115051-7	204
35-000133-1	015	35-110061-61	035 - 40	35-115051-8	204 - 31
35-000134-1	015	35-110061-610	035	35-115051-9	204
35-000134-3	015	35-110061-611	035	35-115058	036 - 46
35-036040-23	091A	35-110061-612	035	35-115058	037 - 3
35-036040-25	091	35-110061-63	035	35-115058-1	036
35-036040-25	091A	35-110061-65	035 - 63	35-115058-1	037
35-036040-604	091	35-110061-67	035	35-115059-1	036
35-036040-612	091	35-110061-69	035 - 65	35-115059-1	037
35-036040-8	091A	35-110061-7	035 - 16	35-115059-601	036 - 45
35-105005-10	031 - 3	35-110061-71	035 - 57	35-115059-601	037 - 2
35-105005-11	031	35-110061-72	035	35-115061	037 - 21
35-105005-12	031 - 1	35-110061-73	035 - 41	35-115061-1	037
35-105005-13	031	35-110061-75	035 - 58	35-115070-10	204 - 25
35-105100	031	35-110061-76	035	35-115070-11	204
35-105100-1	031	35-110061-77	035 - 18	35-115070-16	204 - 26
35-105110	031 - 2	35-110061-78	035	35-115070-18	204 - 27
35-105110-1	031	35-110061-79	035 - 6	35-115070-602	036 - 25
35-110009-601	033	35-110061-8	035	35-115070-604	036
35-110009-602	033	35-110061-80	035	35-115070-8	204 - 24

B E E C H C R A F T
B O N A N Z A V 3 5 B
I L L U S T R A T E D P A R T S C A T A L O G

PART NUMBER	FIGURE & ITEM NO.	PART NUMBER	FIGURE & ITEM NO.	PART NUMBER	FIGURE & ITEM NO.
35-115070-9	204	35-115147	037	35-115246	036 - 28
35-115071	037 - 16	35-115147	036	35-115247	036 - 27
35-115071	036 - 59	35-115160	037 - 12	35-115253	036 - 36
35-115071-1	037	35-115160	036 - 55	35-115253-1	036
35-115071-1	036	35-115160-1	036	35-115264	161
35-115071-12	037	35-115160-1	037	35-115264-1	161
35-115071-12	036	35-115166-14	033	35-115265	012 - 30
35-115078	037 - 11	35-115166-16	033	35-115265	036 - 61
35-115078	036 - 54	35-115166-20	033	35-115265	037 - 18
35-115078-1	037	35-115167-19	036	35-115265-1	012 - 31
35-115078-1	036	35-115184	035 - 66	35-115265-1	037
35-115079-604	036 - 26	35-115184	035A- 24	35-115265-1	036
35-115096	036 - 47	35-115194-26	012 - 17	35-115272	036 - 38
35-115096	037 - 4	35-115194-28	036 - 60	35-115272-1	036
35-115106-602	037	35-115194-28	037 - 17	35-115273	036 - 40
35-115106-602	036	35-115194-35	012 - 18	35-115273-1	036
35-115110-6	036	35-115194-37	037	35-115274	036 - 30
35-115121-10	037 - 6	35-115194-37	036	35-115274-1	036
35-115121-10	036 - 49	35-115194-42	036	35-115275-2	036 - 31
35-115122-6	037 - 7	35-115194-42	037	35-115275-3	036
35-115122-6	036 - 50	35-115194-44	012	35-115276	110
35-115122-7	036	35-115199-14	036 - 24	35-115276-1	110
35-115122-7	037	35-115199-15	036	35-115280	039 - 13
35-115123-4	036 - 51	35-115199-24	012 - 28	35-115280-1	039
35-115123-4	037 - 8	35-115199-24	037 - 20	35-115301-201	031
35-115123-5	037	35-115199-24	036 - 63	35-115301-201	036
35-115123-5	036	35-115199-25	012 - 29	35-115301-50	031
35-115124-4	036 - 52	35-115199-25	036	35-115301-50	036
35-115124-4	037 - 9	35-115199-25	037	35-115301-51	031
35-115124-5	037	35-115199-26	012 - 19	35-115301-51	036
35-115124-5	036	35-115199-26	036 - 20	35-115301-601	036 - 48
35-115130-22	204	35-115199-27	012 - 20	35-115301-601	037 - 5
35-115130-24	204	35-115199-27	036	35-115301-602	037
35-115130-604	036	35-115199-28	036	35-115301-602	036
35-115130-606	036	35-115199-29	036	35-115301-603	036 - 53
35-115131	037	35-115199-35	036	35-115301-603	037 - 10
35-115131	036	35-115199-37	012	35-115301-604	037
35-115137-10	036 - 18	35-115199-37	036	35-115301-604	036
35-115137-11	036	35-115199-4	036 - 21	35-115301-617	012 - 34
35-115137-12	036 - 19	35-115199-5	036	35-115301-630	037
35-115137-13	036	35-115199-6	036 - 22	35-115301-631	037
35-115137-18	012 - 15	35-115199-7	036	35-115301-97	037
35-115137-18	037 - 19	35-115199-8	036 - 23	35-115301-97	037
35-115137-18	036 - 62	35-115199-9	036	35-115301-98	031
35-115137-19	012 - 16	35-115200-104	036 - 8	35-115301-98	036
35-115137-19	037	35-115200-105	036	35-115303-652	036 - 29
35-115137-20	036	35-115200-106	012 - 21	35-115304-602	036
35-115137-21	036	35-115200-107	012 - 22	35-115381	012 - 9
35-115137-22	012 - 11	35-115200-108	012 - 23	35-115381-1	012 - 10
35-115137-22	036 - 15	35-115200-118	036 - 9	35-115383	033
35-115137-23	012 - 12	35-115200-119	036	35-115383-2	033 - 8
35-115137-23	036	35-115200-14	012	35-115383-5	033
35-115137-6	036 - 17	35-115200-2	012 - 26	35-115383-7	033
35-115137-7	036	35-115200-3	012 - 27	35-115388-31	031
35-115137-8	036 - 16	35-115200-36	036 - 12	35-115388-33	031
35-115137-9	036	35-115200-37	036	35-115388-36	031
35-115142-10	036 - 6	35-115200-38	036 - 11	35-115388-38	031
35-115142-114	036	35-115200-39	036	35-115388-43	031
35-115142-115	036	35-115200-4	012 - 24	35-115388-45	031
35-115142-13	036	35-115200-5	012 - 25	35-115388-47	031
35-115142-132	012 - 13	35-115200-6	012 - 32	35-115388-607	033
35-115142-132	036	35-115200-663	036 - 10	35-115388-607	031
35-115142-14	036 - 5	35-115200-664	036	35-115388-608	031
35-115142-17	036	35-115200-7	012 - 33	35-115388-608	033
35-115142-18	036 - 4	35-115200-70	036 - 13	35-115431-10	033
35-115142-21	036	35-115200-71	036	35-115431-100	012 - 6
35-115142-52	036 - 1	35-115200-76	036 - 14	35-115431-100	033
35-115142-55	012 - 14	35-115200-77	036	35-115431-103	033 - 7
35-115142-55	036	35-115215	035 - 64	35-115431-104	033
35-115142-6	036 - 7	35-115215	035A- 27	35-115431-105	033
35-115142-60	036 - 3	35-115232	035 - 5	35-115431-107	012 - 3
35-115142-63	036	35-115241-8	036	35-115431-107	034 - 1
35-115142-9	036	35-115242-6	036	35-115431-108	012 - 4

B E E C H C R A F T
B O N A N Z A V 3 5 B
I L L U S T R A T E D P A R T S C A T A L O G

PART NUMBER	FIGURE & ITEM NO.	PART NUMBER	FIGURE & ITEM NO.	PART NUMBER	FIGURE & ITEM NO.
35-115431-108	034	35-170005-1	012 - 1	35-324386-83	395 - 11
35-115431-109	033 - 11	35-170005-10	039	35-324386-85	395 - 6
35-115431-11	033 - 33	35-170005-13	039 - 3	35-324386-91	392A - 16
35-115431-110	033	35-170005-14	039	35-324386-91	392 - 5
35-115431-111	033	35-170005-15	039	35-324386-91	395 - 4
35-115431-112	033	35-170005-19	031 - 30	35-324387-5	392 - 3
35-115431-113	034 - 8	35-170005-19	039	35-324387-5	392A - 3
35-115431-114	034	35-170005-2	012 - 2	35-324392-47	223 - 39
35-115431-115	034	35-170005-20	031	35-324392-47	223 - 32
35-115431-116	034	35-170005-20	039	35-324408	392 - 19
35-115431-117	033	35-170005-21	039 - 2	35-324408-3	016 - 9
35-115431-118	033	35-170005-22	039	35-324410	016 - 10
35-115431-12	033	35-170005-5	039 - 7	35-324432-601	354
35-115431-123	033	35-170005-6	039	35-324432-601	392
35-115431-173	031 - 28	35-170005-603	355	35-324432-601	392A
35-115431-23	033	35-170005-604	355	35-324436	251 - 18
35-115431-24	033	35-170005-7	039	35-324436	250A-G15
35-115431-29	033	35-170005-8	039	35-324436	251A-015
35-115431-30	033	35-170005-9	039 - 8	35-324436	250 - 17
35-115431-39	033 - 24	35-170006-1	039	35-324438	354
35-115431-40	033	35-170006-2	039	35-324443-1	194
35-115431-41	033	35-2002-57	016 - 40	35-324443-1	393
35-115431-42	033	35-321117-12	394 - 1	35-324443-3	194 - 43
35-115431-45	033	35-324002-103	394 - 13	35-324443-3	393 - 26
35-115431-46	033	35-324002-105	394 - 12	35-324443-6	194 - 42
35-115431-5	033 - 27	35-324002-107	394 - 7	35-324443-7	194 - 49
35-115431-6	033	35-324002-123	223	35-324443-7	393 - 31
35-115431-609	033 - 26	35-324002-125	394 - 25	35-324443-9	393 - 25
35-115431-610	033	35-324002-151	394	35-324444	324
35-115431-611	033 - 25	35-324002-155	394	35-324447-1	016 - 12
35-115431-612	033	35-324002-159	394	35-324451-127	391A
S35-115431-613	033	35-324002-37	394 - 3	35-324451-129	391A
S35-115431-614	033	35-324002-49	223 - 38	35-324451-135	391A
35-115431-615	033	35-324002-53	223 - 40	35-324451-137	391A
35-115431-616	033	35-324002-57	223 - 31	35-324451-145	391A
35-115431-617	033	35-324002-7	394	35-324451-147	391A
35-115431-618	033	35-324002-71	223 - 33	35-324451-41	391 - 4
35-115431-621	033 - 38	35-324002-73	223 - 37	35-324451-49	391
35-115431-622	033	35-324002-75	223 - 29	35-324451-51	391
35-115431-627	033 - 23	35-324002-81	394	35-324451-57	391
35-115431-628	033	35-324002-83	394 - 8	35-324451-613	391
35-115431-7	033 - 31	35-324002-85	223 - 42	35-324451-623	391
35-115431-8	033	35-324002-87	394 - 11	35-324451-73	391A-002
35-115431-85	033 - 5	35-324002-89	394 - 14	35-324451-75	391
35-115431-86	033	35-324002-9	394 - 5	35-324451-75	391A
35-115431-87	033	35-324002-93	223 - 43	35-324454-3	392
35-115431-88	033	35-324002-95	394 - 23	35-324455-1	392 - 44
35-115431-9	033 - 32	35-324002-99	394 - 19	35-324455-3	392
35-115431-93	033 - 37	35-324033-4	392A	35-324456-1	392
35-115431-94	033	35-324033-4	392	35-324456-11	392
35-115431-99	012 - 5	35-324192	016 - 33	35-324456-5	392 - 1
35-115431-99	033 - 2	35-324192-12	394 - 36	35-324458-1	392 - 7
35-135025-10	041 - 13	35-324365-11	392 - 26	35-324458-3	392A - 18
35-135025-2	041 - 14	35-324365-11	392A - 24	35-324458-3	392
35-135025-32	041 - 5	35-324365-31	392A	35-324458-5	392A
35-135025-36	041 - 3	35-324386-107	395 - 17	35-324465-1	395
35-135025-40	041 - 15	35-324386-109	395	35-324465-13	395
35-135025-8	041 - 10	35-324386-23	395 - 18	35-324465-15	395
35-160000-49	040	35-324386-35	395 - 19	35-324465-17	395
35-160025-1	161	35-324386-622	392	35-324465-21	395
35-160025-7	161 - 34	35-324386-632	392	35-324465-23	395 - 2
35-160025-9	161 - 32	35-324386-67	155	35-324465-29	395
35-165050-214	040	35-324386-67S	392A	35-324465-37	395
35-165050-30	040	35-324386-67S	392	35-324465-39	395
35-165050-31	040 -004	35-324386-67S	395	35-324465-45	395
35-165050-34	040 - 5	35-324386-71	392 - 6	35-324465-47	395
35-165050-35	040	35-324386-71	392A - 17	35-324465-5	395 - 1
35-165050-40	040 - 6	35-324386-71	395 - 5	35-324467	395 - 3
35-165050-605	040	35-324386-73	395 - 9	35-324468-1	392
35-165050-606	040	35-324386-77	395	35-324468-3	392
35-165051-8	040	35-324386-79	395 - 7	35-324468-3	395
35-165051-9	040	35-324386-80	395 -008	35-324468-601	391
35-170002-5	039 - 5	35-324386-81	395	35-324468-9	392

B E E C H C R A F T
B O N A N Z A V 3 5 B
I L L U S T R A T E D P A R T S C A T A L O G

PART NUMBER	FIGURE & ITEM NO.	PART NUMBER	FIGURE & ITEM NO.	PART NUMBER	FIGURE & ITEM NO.
35-324468-5	395	35-360011-605	324	35-364258-3	354A-011
35-324470	391 - 20	35-360012	355	35-364258-3	360
35-324470	016 - 36	35-360014	355 - 21	35-364259-1	206
35-324471-1	194	35-360014-1	355	35-364259-1	360 -001
35-324471-1	393	35-360014-3	355	35-364268-1	362 - 23
35-324471-11	194 - 21	35-360017	355 - 18	35-364268-3	362
35-324471-11	393 - 6	35-360018	355 - 19	35-364269-1	362
35-324471-13	194 - 25	35-360021	355	35-364269-3	362 - 22
35-324471-13	393 - 10	35-360022	355 - 23	35-369002-17	354
35-324471-15	194 - 27	35-360023	354	35-369002-17	356B
35-324471-15	393 - 12	35-361025-1	355	35-369002-17	356A
35-324471-17	194 - 28	35-361028-603	223	35-369002-17	356
35-324471-19	194 - 36	35-361102	355	35-369017-5	354
35-324471-19	393 - 20	35-361102-1	355	35-369123-3	159 - 18
35-324471-23	194	35-361108-8	355 - 7	35-369124-1	354 - 5
35-324471-25	194 - 30	35-361108-8	394 - 30	35-369124-1	354A-005
35-324471-35	194	35-361109	355 - 10	35-369124-3	223 - 0
35-324471-37	194	35-361109	394 - 32	35-369124-5	354A
35-324471-41	393	35-361131	355	35-369131	223 - 4
35-324471-57	393	35-361131-601	202	35-369131	354 - 4
35-324471-59	393	35-361132-1	202 -083	35-369131	354A-004
35-324471-9	194 - 20	35-361133	202	35-369145	354 - 31
35-324471-9	393 - 5	35-361135-1	202 - 72	35-380019-5	324
35-324474-1	392 - 42	35-361145	202 - 66	35-380020-1	202 - 46
35-324474-3	392	35-361148-1	202 -086	35-380020-3	206A-024
35-324474-5	392	35-361159	355	35-380020-3	206 - 19
35-324475	392	35-361159	394	35-380035-1	258 - 1
35-324476-1	392	35-364010-2	109	35-380035-5	258
35-324479-1	245	35-364061	324 - 27	35-380035-7	241B
35-324479-7	241	35-364127	211 - 2	35-380035-7	258
35-324479-7	245	35-364129-613	354	35-380036-13	391 - 8
35-324481-1	392 - 2	35-364129-615	354	35-380036-17	391
35-324481-7	392A- 4	35-364130	211 - 3	35-380050-1	159
35-324483-1	391 - 19	35-364136	354 - 98	35-380051-13	417 -136
35-324486-3	391A	35-364137	354 - 99	35-380051-23	417 - 36
35-324487	250A	35-364153-606	223	35-380051-25	417 - 26
35-324487	251A	35-364153-9	354 - 81	35-380051-27	417 - 53
35-329006	245	35-364160	324	35-380053-11	223 - 10
35-329006-3	245	35-364160	354 - 61	35-380053-21	354
35-329007	245A	35-364160-1	324 - 29	35-380053-21	354A-031
35-329007-1	245A- 42	35-364160-1	354	35-380053-21	354 - 60
35-329007-3	245A	35-364160-3	324	35-380053-21	354A
35-329012-11	194 - 5	35-364160-3	354	35-380053-21	354 -046
35-329012-15	194 - 9	35-364160-5	311A	35-380054-3	392 - 25
35-329012-17	194 - 10	35-364160-5	354A-018	35-380054-3	392A-023
35-329012-19	194 - 11	35-364161-1	361	35-380054-5	241A-125
35-329012-21	194	35-364161-17	361	35-380054-5	392
35-329012-23	194	35-364161-5	361	35-380055-1	324 - 26
35-329012-27	194	35-364161-7	361	35-380063-1	258 - 3
35-329012-39	194 - 15A	35-364162	016 - 27	35-380063-11	219A- 25
35-329012-41	194	35-364170-13	223	35-380063-13	219A
35-329012-5	194	35-364170-13	395	35-380063-7	219 - 59
35-329012-7	194	35-364170-5	223	35-380065-1	219 - 9
35-329012-9	194 - 6	35-364171-1	223 - 12	35-380065-1	222
35-329017-1	194	35-364171-11	223	35-380072-1	156 - 29
35-329017-11	194	35-364171-13	223	35-380079-1	223 - 21
35-329017-3	194	35-364171-15	223 - 19	35-380079-7	223
35-329017-5	194	35-364171-17	223 - 18	35-380088-1	241B-013
35-329017-7	194	35-364171-19	223 - 17	35-380088-1	241A- 11
35-329017-9	194	35-364171-21	223 - 16	35-380088-1	241 - 14
35-344073-16	391 - 22	35-364171-23	223 - 24	35-380088-3	241B
35-344073-16	392A	35-364171-25	223	35-380092-11	223 - 28
35-344073-16	016 - 28	35-364171-27	223	35-380093-3	354 - 29
35-344129	103	35-364171-3	223 - 14	35-380094	214
35-344234	392A- 20	35-364171-7	223 - 13	35-380094	213 - 36
35-344234	392 - 22	35-364171-9	223 - 15	35-380094-3	213
35-344234	392 - 38	35-364174-1	362 - 2	35-380094-3	214B
35-344267-17	354	35-364175-3	362	35-380104	241 - 69
35-344267-17	354	35-364214	091A	35-380107-1	241 - 48
35-344347	417	35-364214	091	35-380109	161 - 1
35-344347-1	417	35-364247	354 - 97	35-380111-3	392 - 49
35-360011	354	35-364258	354 - 26	35-380112-5	392 - 51
35-360011	356	35-364258	360	35-380113-5	392 - 50

B E E C H C R A F T
B O N A N Z A V 3 5 B
I L L U S T R A T E D P A R T S C A T A L O G

PART NUMBER	FIGURE & ITEM NO.	PART NUMBER	FIGURE & ITEM NO.	PART NUMBER	FIGURE & ITEM NO.
35-380114-3	392 - 45	35-400044-1	104A- 19	35-410000-24	099 - 61
35-380115-5	392 - 46	35-400044-1	104 - 21	35-410000-24	098 - 8
35-380116-3	392 - 47	35-400212	103 - 26	35-410000-25	098 - 9
35-380121-1	392 - 52	35-400212	394 - 26	35-410000-25	099 - 62
35-380126-3	395 -022	35-400212-1	103	35-410000-26	099A-043
35-380126-3	016 - 6	35-400304-1	091 - 72	35-410000-26	099 - 55
35-380127	392 - 54	35-400320-32	104 - 23	35-410000-30	098 - 6
35-380127-5	392	35-400320-32	104A- 21	35-410000-31	098 - 7
35-380127-7	392	35-400320-34	104	35-410000-36	099A-047
35-380132-13	354	35-400320-4	104	35-410000-36	099 - 59
35-380132-13	354A-032	35-400320-50	104 - 59	35-410000-37	099A-048
35-380132-3	394 - 33	35-400320-52	104 - 71	35-410000-37	099 - 60
35-380132-33	415 -006A	35-400320-54	104A- 6d	35-410000-46	091
35-380132-41	354A-033	35-400320-56	104 - 70	35-410000-47	091 - 52
35-380132-43	354A	35-400320-6	104	35-410000-64	098
35-380132-43	362A- 1	35-400320-66	104	35-410000-65	098 - 32
35-380132-47	354	35-400320-6d	104 - 72	35-410000-66	098 - 2
35-380132-47	354 - 49	35-400320-69	104	35-410000-8	098 - 18
35-380132-51	354 - 48	35-400320-79	104	35-410007-26	013 - 26
35-380132-9	250A-014	35-400320-8	104	35-410010-18	103
35-380132-9	251A-014	35-400320-89	104A-07J	35-410010-18	013 - 28
35-380133-13	395	35-400339-2	111 - 8	35-410011-2	013 - 34
35-380133-19	395 -021	35-400339-2	151	35-410011-60J	103 - 42
35-380133-23	395	35-400359-10	091 - 85	35-410020-18	091
35-380133-25	395	35-400359-12	219 - 23	35-410020-19	091
35-380133-3	395	35-400366-2	091 - 62	35-410035	091 - 84
35-380133-45	395	35-400366-3	091	35-410035-1	091
35-380133-53	395	35-400366-4	091 - 63	35-410038-10	097 - 38
35-380133-55	395	35-400366-5	091	35-410038-12	097 - 39
35-380133-61	395	35-400379	104A-070	35-410038-126	097 - 40
35-380133-63	395	35-400395	104 - 55	35-410038-154	097 - 41
35-380133-65	395	35-400395	104A- 23	35-410038-155	097 - 42
35-380133-71	415 -007A	35-400395-3	104A	35-410038-179	097 - 9
35-380133-71	395	35-400404-1	104 - 14	35-410038-183S	097
35-380133-71	016 - 7	35-400404-1	104A- 10	35-410038-189	097 - 3
35-380135-1	281	35-400404-3	104A	35-410038-199	097
35-380135-10	281	35-400414	104 - 66	35-410038-211	097
35-380135-2	281	35-400414	104A- 31	35-410038-213	097
35-380135-4	281	35-400417	104 - 62	35-410038-22	097 - 36
35-380135-5	281	35-400417-1	104A- 30	35-410038-24	097 - 37
35-380135-9	281	35-400417-1	104 - 79	35-410038-32	097 - 21
35-380136-7	281	35-400462	104A- 26	35-410038-34	097 - 7
35-380136-7	281	35-400464-10	104A	35-410038-4	097 - 6
35-400008-12	104A- 5	35-400464-8	104A- 25	35-410038-6	097 -014
35-400008-12	104 - 5	35-400464-8	104 - 57	35-410038-68	097 - 10
35-400010-105	104A	35-400471-13	099 - 34	35-410038-70	097 - 12
35-400010-109	104A	35-400471-15	099 - 35	35-410038-72	097 - 11
35-400010-34	104 - 9	35-400471-17	099	35-410038-8	097 - 13
35-400010-36	104 - 7	35-400471-19	099	35-410038-90	097 - 33
35-400010-632	104	35-400471-25	099 - 36	35-410040-602	099
35-400010-66	104A	35-400471-29	099 - 37	35-410067	091
35-400010-67	104	35-400472	104	35-410070-18	098 - 30
35-400010-79	104	35-400472-1	016 - 1	35-410070-20	098
35-400010-79	104A- 3	35-400473-15	091	35-410070-22	098
35-400010-81	104A	35-400473-16	091 - 50	35-410070-24	098
35-400010-81	104 -003	35-400473-17	091	35-410070-81	106
35-400013-1	104A- 14	35-400473-16	091 - 51	35-410070-83	106
35-400013-1	104 - 16	35-400473-29S	098	35-410070-93	106 - 2
35-400014-3	104A	35-400473-29S	097	35-410077-28	208
35-400014-3	104	35-400473-29S	099	35-410077-29	208
35-400018-12	104 - 4	35-400473-33	097	35-410077-30	208
35-400018-18	104A- 4	35-400473-47	097	35-410077-31	208
35-400029	104 - 80	35-400473-49	097	35-410077-34	208 -010
35-400029	104A- 12	35-400473-5	013 - 36	35-410077-36	208 -003
35-400031-1	104A- 15	35-400473-676	091	35-410077-37	208 -004
35-400031-1	104 - 17	35-4016-7	132A	35-410077-8	208 - 5
35-400032-5	104A- 7	35-410000-108	098 - 27	35-410077-9	208 - 6
35-400032-5	104 - 11	35-410000-109	098 - 28	35-410106	091 - 82
35-400033	104 - 18	35-410000-110	098 - 29	35-410107	091 - 83
35-400033	104A- 16	35-410000-12	098 - 31	35-410145-10	099 - 54
35-400036	104A- 11	35-410000-122	099 - 25	35-410145-12	099
35-400041	104A- 32	35-410000-123	099	35-410145-16	099 - 15
35-400041	104 - 64	35-410000-15	098 - 21	35-410145-6	099 - 52

B E E C H C R A F T
BONANZA V35B
I L L U S T R A T E D P A R T S C A T A L O G

PART NUMBER	FIGURE & ITEM NO.	PART NUMBER	FIGURE & ITEM NO.	PART NUMBER	FIGURE & ITEM NO.
35-410145-602	099	35-410259-624	099	35-410446-185	091
35-410145-604	099	35-410260	101 - 12	35-410446-217	091 - 1
35-410145-8	099 - 53	35-410265-1	395 - 14	35-410446-221	091 - 3
35-410158-10	098 - 14	35-410278	099 - 2	35-410446-222	091
35-410158-10	102 - 24	35-410279	099 - 65	35-410446-229	091A
35-410158-11	098 - 15	35-410279-1	099 - 66	35-410446-239	091A
35-410158-11	102	35-410279-2	099	35-410446-253	244 - 26
35-410158-12	102 - 17	35-410279-3	099	35-410446-285	091
35-410158-14	102 - 19	35-410286	015 -013	35-410446-293	091 - 33
35-410158-16	102 - 15	35-410291-175	110 -029	35-410446-301	091A
35-410158-18	102 - 16	35-410291-207	110	35-410446-303	091
35-410158-2	102 - 11	35-410291-209	110	35-410446-668	091
35-410158-20	102 - 13	35-410291-213	110 - 15	35-410446-9	091 - 35
35-410158-24	102 - 14	35-410291-215	110 - 16	35-410451-13	341A
35-410158-28	102 - 3	35-410291-217	110 - 12	35-410451-15	341A-016
35-410158-29	102	35-410291-227	110 -028	35-410451-17	341A-017
35-410158-36	102 - 1	35-410291-631	110	35-410451-23	341A-018
35-410158-37	102 - 2	35-410291-632	110	35-410451-25	341A
35-410158-38	102 - 4	35-410291-641	110	35-410451-29	341A-019
35-410158-39	102	35-410291-642	110	35-410451-35	341 - 12
35-410158-4	102 - 10	35-410309-1	110 -057	35-410451-35	341 - 29
35-410158-50	102	35-410315	097 - 59	35-410451-35	341A
35-410158-6	102 - 21	35-410315	110 -031	35-410451-37	341A-022
35-410158-601	102	35-410315	110 - 2	35-410451-39	341 - 28
35-410160-32	107 -038	35-410316	110 -054	35-410451-39	341 - 11
35-410164	091	35-410317	110 -049	35-410451-41	341
35-410164-2	091 - 80	35-410317-1	110A-017	35-410451-41	341
35-410164-4	091 - 79	35-410326-1	016 - 20	35-410451-41	341A-020
35-410165	103	35-410329 B-C	110	35-410451-43	341
35-410167	102 - 5	35-410329 B-C	016	35-410451-43	341
35-410168	102 - 22	35-410329 W-C	110 -059	35-410451-43	341A-021
35-410168	102A- 8	35-410329 W-C	016 - 22	35-410452-122	103 - 23
35-410169	015 - 2	35-410330-10	099 - 7	35-410452-139	097 - 66
35-410170-16	099 - 10	35-410330-12	099 - 8	35-410452-140	097
35-410170-2	098 - 16	35-410330-2	099 - 6	35-410452-142	013 - 3
35-410170-4	098 - 17	35-410330-5	099	35-410452-142	091
35-410180-14	107 -039	35-410330-6	099 - 5	35-410452-143	013 - 4
35-410180-14	106 - 14	35-410330-602	099	35-410452-143	091 -054
35-410180-6	098 - 26	35-410330-603	099	35-410452-159	013 - 25
S35-410210-24	098 - 5	35-410330-7	099	35-410452-163	013 - 27
35-410210-25	098 - 10	35-410365	103	35-410452-171	103
35-410210-4	098 - 11	35-410396-7	103 - 65	35-410452-181	097
35-410214-5	106 - 7	35-410408	099 - 67	35-410452-183	099 - 47
35-410214-5	107 - 3	35-410408-2	099	35-410452-183	013 - 21
35-410215-12	098 -001	35-410408-4	099	35-410452-190	098 - 22
35-410215-14	098	35-410421	341 - 22	35-410452-190	013 - 6
35-410215-16	098	35-410421-2	341	35-410452-195	103 - 25
35-410215-5	098	35-410435-3	104 - 59	35-410452-199	103
35-410217-28	101 - 28	35-410435-3	104A-075	35-410452-67	103 - 76
35-410217-28	101A- 21	35-410435-3	104 - 77	35-410452-69	103
35-410217-36	101	35-410436-3	104A	35-410452-79	099 - 46
35-410217-37	101 -013	35-410436-3	104 - 58	35-410452-79	013 - 20
35-410217-38	101	35-410436-3	104 - 76	35-410455-1	417 -117
35-410217-39	101 -014	35-410444-21	099 - 17	35-410456	104A
35-410217-40	101 - 18	35-410444-23	091	35-410456	104
35-410217-44	101A- 25	35-410444-24	091 - 53	35-410456-1	104
35-410217-46	101A- 24	35-410444-25	091 - 86	35-410456-1	104A- 44
35-410217-48	101	35-410444-45	091 - 87	35-410456-11	104 - 34
35-410217-49	101 -019	35-410444-49	099A-045	35-410456-11	104A- 52
35-410217-53	101A- 23	35-410444-49	099 - 56	35-410456-13	104 - 51
35-410217-8	101 - 29	35-410444-50	099 - 57	35-410456-27	104A- 65
35-410225-2	098	35-410444-50	099A-046	35-410456-27	104 - 47
35-410225-3	098	35-410444-51	099 - 63	35-410456-29	104A- 66
35-410225-4	099 - 69	35-410444-52	099 - 64	35-410456-29	104 - 49
35-410256	101 - 2	35-410444-54	099A-044	35-410456-3	104 - 25
35-410257-2	101 - 3	35-410444-54	099 - 58	35-410456-31	104 - 29
35-410257-3	101 - 4	35-410444-57	091	35-410456-33	104A
35-410258	102 - 18	35-410445-15	101 - 16	35-410456-33	104
35-410259-14	099 - 3	35-410445-19	101 - 15	35-410456-35	104A
35-410259-18	099	35-410445-7	101 - 11	35-410456-41	104A
35-410259-22	099 - 1	35-410445-9	101 - 9	35-410456-43	104A
35-410259-30	099 - 26	35-410446-1	210 - 37	35-410456-5	104 - 42
35-410259-602	101 - 1	35-410446-179	091 - 15	35-410456-5	104A- 59

B E E C H C R A F T
B O N A N Z A V 3 5 B
I L L U S T R A T E D P A R T S C A T A L O G

PART NUMBER	FIGURE E ITEM NO.	PART NUMBER	FIGURE E ITEM NO.	PART NUMBER	FIGURE E ITEM NO.
35-410456-601	104	35-415330-73	111	35-415412-129	111 - 25
35-410456-7	104A- 51	35-415330-73	245 - 22	35-415412-13	111 - 55
35-410456-7	104 - 39	35-415330-82	111 - 72	35-415412-133	111
35-410458-7	103 - 71	35-415332-2	111 - 12	35-415412-27	111 -066
35-410460-10	091	35-415332-4	111 - 13	35-415412-29	111 - 26
35-410460-3	091	35-415332-6	111 - 11	35-415412-37	111 - 52
35-410460-4	091	35-415340-1	091 - 47	35-415412-39	111 - 53
35-410460-5	091 - 89	35-415341	091	35-415412-55	111
35-410460-6	091	35-415341-1	091 - 48	35-415412-629	111
35-410460-7	091	35-415342-2	091	35-415412-629	091 - 76
35-410460-8	091	35-415342-3	091 - 49	35-415412-633	097
35-410460-9	091 - 55	35-415342-4	091	35-415412-633	111
35-410461-5	099 - 33	35-415342-5	091	35-415412-635	097
35-410462-1	354 - 7	35-415342-6	091	35-415412-635	111
35-410462-1	356	35-415342-7	091	35-415412-637	111
35-410462-13	356 - 4	35-415343-18	091	35-415412-637	091
35-410462-15	356A	35-415343-2	091A	35-415412-69	111 - 1
35-410462-17	356 - 5	35-415343-21	091	35-415412-71	111 - 46
35-410462-19	356 - 8	35-415343-21	091	35-415412-73	111 - 4
35-410462-21	356 - 9	35-415343-24	091 - 75	35-415412-85	111 - 27
35-410462-23	356	35-415343-27	091	35-415412-87	111 - 73
35-410462-23	356A-003	35-415343-5	091A	35-415412-89	111 - 30
35-410462-25	356B-015	35-415352	091	35-415412-89	245 - 19
35-410462-25	356A-011	35-415352-1	091 - 44	35-415412-90	111
35-410462-25	356 - 12	35-415369-2	111 - 71	35-415412-90	245 - 20
35-410462-3	356	35-415369-3	111	35-415412-91	111 - 29
35-410462-5	356	35-415373-10	099 - 19	35-415412-93	111 - 22
35-410462-601	356	35-415373-18	099 - 20	35-415412-95	111 - 14
35-410462-603	356	35-415373-20	099 - 21	35-415412-97	111 - 15
35-410462-7	356 - 3	35-415373-22	098 - 3	35-415416	106 - 3
35-410462-8	356	35-415373-24	098 - 4	35-415417-1	312
35-410467	091	35-415373-602	099	35-415417-101	312A-001
35-410474-49	097 - 61	35-415373-608	098	35-415417-105	312A-002
35-410474-49	110 - 3	35-415373-610	098	35-415417-111	312 - 11
35-410474-50	097	35-415374-10	099 - 11	35-415417-111	312A-007
35-410474-50	110	35-415374-12	099 - 12	35-415417-13	312
35-410479-1	111 - 47	35-415374-14	099 - 14	35-415417-131	411
35-410479-2	111	35-415374-16	099 -009	35-415417-133	411
35-410480	091	35-415374-22	098 - 25	35-415417-15	312 - 6
35-410480-1	091	35-415374-6	099 - 13	35-415417-17	312 - 2
35-410481	091 - 36	35-415374-602	099	35-415417-17	312 - 13
35-410482-1	091 - 42	35-415374-604	099	35-415417-19	312 - 7
35-410482-2	091	35-415374-606	099	35-415417-21	312 - 3
35-410482-3	091 - 43	35-415380-10	312	35-415417-23	312 - 8
35-410482-4	091	35-415380-12	312	35-415417-25	312 - 9
35-410504-13	132A-002	35-415380-14	312	35-415417-31	312 - 4
35-410504-17	132A-001	35-415380-18	312 - 30	35-415417-33	312 - 12
35-410504-19	132A	35-415380-22	312	35-415417-37	312
35-415309-2	110	35-415380-22	312 - 23	35-415417-39	312A
35-415311-1	110 -051	35-415380-24	312	35-415417-39	312
35-415330-102	111 - 51	35-415380-28	312 - 27	35-415417-41	312 - 15
35-415330-118	111 - 75	35-415380-58	312 - 22	35-415417-49	312 - 16
35-415330-12	111 - 6	35-415380-60	312 - 25	35-415417-5	312
35-415330-130	111 - 74	35-415380-60	312A-009	35-415417-51	312 - 17
35-415330-158	111 - 76	35-415380-62	312 - 29	35-415417-53	312 - 19
35-415330-158	241A- 50	35-415380-64	312 - 26	35-415417-67	312A
35-415330-166	111 - 2	35-415380-70	312 - 21	35-415417-69	312A
35-415330-166	151	35-415380-72	312	35-415417-7	312 - 1
35-415330-168	111 - 3	35-415407-13	111	35-415417-71	312A
35-415330-168	151	35-415407-3	111 - 68	35-415417-75	312A-008
35-415330-170	111 - 23	35-415407-5	111 - 67	35-415417-83	312A-006
35-415330-172	111 - 7	35-415407-6	111	35-415417-9	312A-003
35-415330-30	111 - 40	35-415407-7	111 - 69	35-415417-9	312
35-415330-37	111	35-415412-109	111	35-415418-1	241A- 51
35-415330-40	111 - 10	35-415412-11	111 - 54	35-415418-3	241A
35-415330-42	111 - 9	35-415412-111	111	35-420011	016 - 4
35-415330-44	111	35-415412-113	111	35-420013-15	111 - 21
35-415330-45	111 - 5	35-415412-115	111	35-420013-15	417 - 52
35-415330-64	111 - 50	35-415412-117	111	35-420013-19	417
35-415330-65	111	35-415412-119	111 - 28	35-420013-21	111 - 16
35-415330-66	111 - 39	35-415412-125	111	35-420013-21	417 - 48
35-415330-72	111 - 41	35-415412-127	111	35-420013-23	417
35-415330-72	245 - 21	35-415412-129	111 - 65	35-420013-5	111 - 17

B E E C H C R A F T
B O N A N Z A V 3 5 8
I L L U S T R A T E D P A R T S C A T A L O G

PART NUMBER	FIGURE & ITEM NO.	PART NUMBER	FIGURE & ITEM NO.	PART NUMBER	FIGURE & ITEM NO.
35-420013-5	417 - 49	35-524109	152 -125	35-524274	155
35-420013-7	111 - 18	35-524109	152 -150	35-524274-4	155 - 15
35-420013-7	417 - 50	35-524109-2	152 -152	35-524286	152 - 59
35-420013-9	111 - 19	35-524109-2	152 -127	35-524286	164 - 6
35-420013-9	417 - 51	35-524111	152 -135	35-524297-6	151 - 44
35-420015	104 - 22	35-524125-10	155	35-524302	151 - 15
35-420016-1	098 - 12	35-524125-12	155	35-524308	154 - 10
35-420017	098 - 13	35-524125-2	155 -023	35-524309	151 - 11
35-420022	101 - 10	35-524125-4	155	35-524314	151
35-420024-7	104A-071	35-524126	395 - 13	35-524314-10	151 - 4
35-420024-9	104A-072	35-524136	091A- 71	35-524314-6	151 - 3
35-420037-1	099A	35-524136	154 - 43	35-524314-8	151 - 2
35-430037-1	099	35-524136	154A-038	35-524321-2	152
35-440021-1	132A-003	35-524136	091 - 64	35-524346	152 - 5
35-5010-3	363 - 1	35-524137	152 - 65	35-524347-1	395 - 16
35-521152-12	151	35-524137	154	35-524347-2	395
35-521152-4	151 - 41	35-524137	164 - 12	35-524367	154
35-521158-15	151	35-524137-2	154 - 46	35-524367-1	154
35-521158-16	151	35-524138	154	35-524367-2	154 - 14
35-521158-17	151	35-524138-2	154 - 50	35-524367-3	154 - 16
35-521158-18	151	35-524139	156	35-524368	154
35-521158-5	151	35-524139	156	35-524368-2	154
35-521158-6	151	35-524139-1	156 - 18	35-524371	152 - 63
35-521158-7	151 - 36	35-524140-2	156 - 19	35-524371	164 - 10
35-521158-8	151	35-524140-4	156 - 20	35-524372	152 - 62
35-521180	151	35-524141	156 - 22	35-524372	164 - 9
35-521180-1	151	35-524141	156	35-524373	152 - 57
35-521181	151 - 33	35-524143-2	154	35-524373	164 - 4
35-521190	151 - 38	35-524143-2	154 - 13	35-524375	152 - 54
35-521213-3	161 - 6	35-524143-6	154	35-524375	164 - 1
35-521215-1	161 - 16	35-524144	154	35-524376	152 - 79
35-521230	161 - 10	35-524144-8	154 - 54	35-524378-4	152 - 68
35-521230-2	161 - 9	35-524171	154	35-524378-4	164 - 15
35-521240	161	35-524183-2	154 - 26	35-524378-6	152
35-524003	152	35-524183-2	154 - 31	35-524378-6	164
35-524007	155 - 1	35-524183-6	154	35-524378-8	152
35-524011	154 - 1	35-524185	091 - 81	35-524378-8	164
35-524011	154 - 56	35-524185-1	152 -163	35-524382	152 - 78
35-524011	219	35-524196	152 - 69	35-524383-4	152 - 81
35-524011	219A-078	35-524196	164 - 16	35-524384	152 - 72
35-524018	154 - 19	35-524197-4	155 -024	35-524386-7	152 - 53
35-524028	152 - 60	35-524202-18	155 - 4	35-524386-7	164
35-524028	164 - 7	35-524202-22	155	35-524386-9	164
35-524040-10	152	35-524202-24	155	35-524386-9	364
35-524040-10	155	35-524202-26	155	35-524387	152
35-524040-6	152	35-524227	155 - 5	35-524387	164
35-524040-6	155	35-524227-10	155	35-524387-2	152 - 56
35-524047	155 - 7	35-524227-16	155	35-524387-2	164 - 3
35-524048	156	35-524227-18	155	35-524538	152 - 24
35-524048	156 - 12	35-524230	155	35-524539	152
35-524051-1	156 - 16	35-524230-2	155 - 19	35-524542-10	152
35-524071-7	152	35-524231	155 - 18	35-524542-6	152 - 16
35-524087-6	156 - 1	35-524234	395 - 15	35-524542-8	152
35-524087-8	156	35-524238-12	156 - 26	35-524543	152 - 17
35-524095	156 - 13	35-524238-4	156 - 25	35-524546-2	152
35-524095-1	156	35-524239	152	35-524546-3	152 - 25
35-524096	156 - 15	35-524239	164	35-524547	152 - 28
35-524096-1	156	35-524239-2	152 - 58	35-524550	152 - 29
35-524100	152	35-524239-2	164 - 5	35-524553	152 - 32
35-524101	152	35-524240	155 - 10	35-524554	152 - 30
35-524101-1	152 -164	35-524241	156 - 5	35-524554	395 - 10
35-524102	152	35-524245	152 -158	35-524555	152 - 18
35-524102-1	152	35-524247	152	35-524585-25	156
35-524102-2	152 -136	35-524248	152 - 39	35-524585-620	156
35-524102-3	152	35-524249	152 -116	35-524587-2	156
35-524103	152	35-524258	154 - 55	35-524632	152 - 86
35-524103-2	152 -141	35-524261-10	156	35-524641	154 - 3
35-524105	152 -133	35-524261-35	156	35-524646	152 - 76
35-524106-6	152 -146	35-524261-37	156	35-524647-1	152
35-524106-8	152	35-524261-8	156 - 2	35-524647-5	152 - 19
35-524108	103 - 66	35-524262-1	156 - 17	35-524647-9	152 - 34
35-524108	152	35-524263	152	35-524650	154
35-524108-2	152 -130	35-524263-2	152 -161	35-524650-11	151 - 43

B E E C H C R A F T
B O N A N Z A V 3 5 B
I L L U S T R A T E D P A R T S C A T A L O G

PART NUMBER	FIGURE & ITEM NO.	PART NUMBER	FIGURE & ITEM NO.	PART NUMBER	FIGURE & ITEM NO.
35-524650-11	154 - 28	35-534421-23	286	35-534456-4	311
35-524650-3	154 - 18	35-534421-23	312	35-534456-5	311 -052
35-524650-7	154	35-534421-25	281	35-534456-6	311 -057
35-524650-9	154 - 40	35-534421-25	286	35-534458-1	311 -031
35-524651-5	152	35-534421-27	281 - 50	35-534458-13	311 -008
35-524651-5	151	35-534421-27	286 - 2	35-534458-15	311 -018
35-524651-7	152 - 1	35-534421-27	341	35-534458-17	311 -032
35-524655	159 - 39	35-534421-27	341	35-534458-25	311 -038
35-524656-624	156	35-534421-27	016 - 16	35-534458-3	311 -037
35-524656-9	156	35-534421-29	281	35-534458-33	311 -042
35-524664	151 - 16	35-534421-29	286	35-534458-41	311
35-524665	154 - 9	35-534421-29	341 - 18	35-534458-5	311 -041
35-524666-1	154	35-534421-29	341 - 35	35-534458-65	311 -007
35-524666-1	154 - 7A	35-534421-29	016	35-534458-7	311
35-524666-2	154	35-534421-7	281 - 49	35-534458-73	311 -019
35-524666-2	154 - 7B	35-534421-7	286 - 1	35-534459-1	311
35-524669	364	35-534432-5	317A-007	35-534459-3	311
35-524669-1	364 - 1	35-534432-5	317	35-534459-5	311 -014
35-524669-3	364 - 2	35-534432-7	317 - 13	35-534461-1	311 -012
35-524669-5	364 - 15	35-534434	016 - 31	35-534461-1	327 - 27
35-524670	364 - 18	35-534444	016 - 2	35-534461-2	327
35-524670	364 - 20	35-534445-1	417	35-534462-1	311 -013
35-524709-1	156 -024	35-534445-3	417 -146	35-534462-1	327 - 28
35-530003-151	312 - 44	35-534445-5	417 -145	35-534462-2	327
35-530003-153	312 - 43	35-534446	296 - 43	35-534463-11	311A
35-534009-1	311	35-534448-11	327 - 16	35-534463-11	311B-041
35-534009-1	286	35-534448-13	327	35-534463-11	311
35-534009-21	311A-003	35-534448-5	327	35-534463-13	311
35-534009-21	311 -017	35-534448-7	327 - 15	35-534463-13	311A
35-534009-3	286	35-534448-9	327	35-534463-15	311A-032
35-534009-3	311	35-534449-1	313	35-534463-15	311
35-534009-3	327	35-534449-21	314	35-534463-17	311A
35-534009-9	311 -004	35-534449-25	314	35-534463-19	311A-031
35-534052	312	35-534449-27	314	35-534463-3	311
35-534067	016 -042	35-534449-29	314	35-534463-3	311A
35-534085	315	35-534449-37	313 - 48	35-534463-5	311 -043
35-534085	324	35-534449-37	314 - 33	35-534463-9	311
35-534085-10	315 -002	35-534449-39	313 - 53	35-534463-9	311A
35-534085-10	324	35-534449-39	314 - 34	35-534463-9	311B-042
35-534085-11	315	35-534449-41	313	35-534464-13	312A-036
35-534085-11	324 - 4	35-534449-41	314	35-534464-17	312B-042
35-534085-14	315 -004	35-534449-43	313	35-534464-21	312A-039
35-534085-16	315 -003	35-534449-43	314	35-534464-23	312A
35-534085-16	324	35-534449-44	313	35-534464-25	312A-015
35-534085-18	315	35-534449-44	314	35-534464-27	312A
35-534085-18	324 - 8	35-534449-47	313 - 49	35-534464-29	312A
35-534085-8	315	35-534449-47	314 - 32	35-534464-29	312B-037
35-534085-8	324	35-534449-49	313 - 44	35-534464-31	312B-043
35-534085-9	315	35-534449-5	313	35-534464-35	312B-019
35-534085-9	324	35-534449-51	313 - 51	35-534464-35	312A
35-534300-192	312B-044	35-534449-51	314 - 36	35-534464-37	312A
35-534305-55	312B-020	35-534449-7	313	35-534464-39	312A
35-534305-55	312A-016	35-534450-1	327 - 26	35-534464-5	311A
35-534305-55	411 -087	35-534450-3	327	35-534464-5	312A
35-534352-3	110 -060	35-534450-5	327	35-534464-7	312B
35-534352-3	016 - 24	35-534451-1	327 - 25	35-534465-11	324 - 62
35-534399	311	35-534451-3	327	35-534465-13	312B-029
35-534399	311A	35-534452-1	313	35-534465-13	324 - 63
35-534399	324	35-534452-1	314	35-534465-15	324
35-534402	311 -047	35-534452-1	324	35-534465-17	324
35-534402	311A-034	35-534452-3	324	35-534465-19	324
35-534402	016 - 3	35-534452-5	324 - 22	35-534465-27	324
35-534407-11	312	35-534452-7	324 - 21	35-534465-29	312A
35-534407-21	312	35-534452-9	324 - 24	35-534465-67	312B
35-534410-13	392A	35-534453-1	313	35-534465-69	312B
35-534410-13	392	35-534453-1	314	35-534465-7	312A
35-534410-5	392 - 14	35-534453-3	313 - 50	35-534465-7	324
35-534410-7	392 - 10	35-534453-3	314 - 35	35-534465-71	312B-028
35-534420-109	312	35-534453-4	313	35-534465-9	312A-024
35-534420-93	312 - 42	35-534453-4	314	35-534465-9	324
35-534421-1	312 - 41	35-534456-1	311	35-534466-1	311A
35-534421-21	281	35-534456-2	311	35-534466-3	311A-017
35-534421-23	281	35-534456-3	311	35-534467-1	317A-010

B E E C H C R A F T
B O N A N Z A V 3 5 B
I L L U S T R A T E D P A R T S C A T A L O G

PART NUMBER	FIGURE & ITEM NO.	PART NUMBER	FIGURE & ITEM NO.	PART NUMBER	FIGURE & ITEM NO.
35-534467-3	317A-008	35-550115-5	111 - 34	35-560001-35	341B-022
35-534470-1	411	35-550115-5	417 - 9	35-560001-35	341A-044
35-534470-11	411 -089	35-550115-55	111 - 35	35-560001-39	341 - 50
35-534470-13	411 -095	35-550115-55	417 - 12	35-560001-39	341B
35-534470-15	411 -098	35-550115-67	111 - 31	35-560001-45	341A
35-534470-17	411 -097	35-550115-67	417 - 11	35-560001-47	341 - 56
35-534470-19	411 -094	35-550115-7	111 - 33	35-560001-47	341A
35-534470-21	411 -090	35-550115-7	417 - 10	35-560001-49	341 - 43
35-534470-23	411	35-550115-83	417 - 24	35-560001-49	341B-017
35-534470-25	411	35-550115-85	417	35-560001-49	341A-046
35-534470-27	411	35-550115-87	417 - 15	35-560001-51	341
35-534470-29	411	35-550115-89	417 - 22	35-560001-51	341A-054
35-534470-3	411	35-550115-97	417	35-560001-59	341 - 39
35-534470-3	411 -088	35-550501-18	111 - 60	35-560001-59	341A
35-534470-31	411	35-550501-20	111 - 58	35-560001-77	341 - 41
35-534470-9	411	35-550501-20	417 - 41	35-560001-77	341B-020
35-534472-1	411	35-550520	104 - 60	35-560001-77	341A
35-534472-3	411 -102	35-550520	258 - 12	35-560010-11	341 - 5
35-534472-5	411	35-550520	417 -134	35-560010-11	341A-014
35-534472-7	411	35-550565-13	111 - 49	35-560010-13	341 - 3
35-534474-1	312B-036	35-550565-13	417 - 32	35-560010-13	341A-007
35-534476-1	317A	35-550565-9	417 - 64	35-560010-15	341A-008
35-534477-1	317A-014	35-550566-3	111 - 56	35-560010-15	341 - 4
35-534477-3	317A	35-550566-3	417 - 43	35-560010-19	341 - 6
35-534477-5	317A	35-550566-7	111 - 61	35-560010-19	341A-012
35-534477-7	317A	35-550566-7	417 - 39	35-560010-23	341 - 9
35-534478-1	317A-015	35-550566-9	417	35-560010-23	341A-003
35-550024-2	111 - 48	35-550567-29	417 - 59	35-560010-31	341A
35-550024-2	417 - 31	35-550567-31	417	35-560010-33	341 - 15
35-550050	417	35-550567-35	111 - 24	35-560010-33	341 - 30
35-550050-13	417	35-550567-35	417 - 57	35-560010-33	341A
35-550050-15	417	35-550567-61	417 -058	35-560010-33	016 - 25
35-550054	417	35-550567-69	417	35-560010-37	341 - 8
35-550055	417	35-554033-1	417	35-560010-37	341A-002
35-550056	417 - 85	35-554033-13	417 -123	35-560010-39	341
35-550057	417 - 70	35-554033-7	417B	35-560010-39	341A
35-550057	417	35-554033-7	417 -122	35-560010-47	341A
35-550058-10	417	35-554035-1	417	35-560010-49	341A-005
35-550058-4	417 - 79	35-554035-13	417 -143	35-560010-51	341A
35-550058-6	417	35-554035-15	417 -144	35-560010-53	341A
35-550058-8	417	35-554035-33	417 -141	35-560010-601	341 - 10
35-550059	417 - 82	35-554035-35	417 -139	35-560010-603	341
35-550060	417 - 84	35-554035-37	417 -138	35-560010-61	341B
35-550061	417 - 83	35-554035-5	311A-033	35-560010-63	341B
35-550062	417	35-554035-5	324	35-560010-65	341B
35-550062-2	417 - 87	35-554035-5	417	35-560010-69	341B
35-550063	417 - 88	35-554035-9	417 -142	35-560010-7	341A
35-550075	417	35-554039	417 - 21	35-560010-73	341B-037
35-550075	417 - 75	35-554041-1	417	35-560010-75	341B-040
35-550078	417	35-554041-3	417 -147	35-560010-77	341B-041
35-550079	417	35-560001-115	341A	35-560010-79	341B
35-550079-2	417 - 74	35-560001-117	341A	35-560010-9	341 - 2
35-550080	417 - 77	35-560001-119	341A	35-560010-9	341A-010
35-550082	417	35-560001-121	341A	35-560011-1	341
35-550082-2	417 - 72	35-560001-125	341A	35-560011-13	341 - 34
35-550084	417 - 73	35-560001-125	341	35-560011-23	341 - 36
35-550115	417	35-560001-127	341	35-560011-27	341 - 37
35-550115-1	111	35-560001-127	341A	35-560011-37	341 - 20
35-550115-1	417	35-560001-129	341	35-560011-39	341 - 21
35-550115-107	417 - 18	35-560001-129	341A	35-560011-41	341 - 25
35-550115-109	417	35-560001-133	341A	35-560011-43	341 - 26
35-550115-111	417 - 35	35-560001-139	341	35-560011-45	341 - 23
35-550115-125	417	35-560001-19	341 - 53	35-560011-601 C	341 - 27
35-550115-127	417	35-560001-21	341 - 42	35-560011-603	341
35-550115-143	417	35-560001-21	341A-045	35-574021	324
35-550115-149	417 - 4	35-560001-21	341B-019	35-574024	324
35-550115-153	245A- 23	35-560001-23	341 - 60	35-574025	324
35-550115-153	417	35-560001-23	341A	35-580000-11	219 - 36
35-550115-23	417 - 19	35-560001-25	341 - 59	35-580000-15	219 - 48
35-550115-3	111 - 36	35-560001-25	341A-055	35-580000-15	219A- 73
35-550115-3	417 - 8	35-560001-27	341 - 57	35-580000-19	219 - 51
35-550115-37	417	35-560001-29	341 - 61	35-580000-23	219 - 33
35-550115-39	417 - 17	35-560001-35	341 - 40	35-580000-25	219 - 46

B E E C H C R A F T
B O N A N Z A V 3 5 B
I L L U S T R A T E D P A R T S C A T A L O G

PART NUMBER	FIGURE & ITEM NO.	PART NUMBER	FIGURE & ITEM NO.	PART NUMBER	FIGURE & ITEM NO.
35-580000-25	219A- 21	35-590064-1	017 - 24	35-650007-603	132
35-580000-27	219 - 14	35-590070-61	104A- 18	35-650007-609	132
35-580000-27	219A- 6	35-590087-1	017 - 20	35-650007-610	132
35-580000-31	219 - 12	35-590096B	017	35-650007-9	132 - 5
35-580000-39	219 - 16	35-590099-29	106 - 5	35-650007-9	131 - 3
35-580000-39	219A- 8	35-590099-33	354	35-650009-28	132 - 40
35-580000-41	219	35-590099-33	354A-030	35-650009-30	132 - 24
35-580000-51	219 - 4	35-590099-35	106 - 6	35-650010-20	132 - 46
35-580001-11	219 - 26	35-590102	017	35-650010-22	132 - 43
35-580001-11	219A- 52	35-590102-5E	017	35-650010-22	131 - 6
35-580001-15	219 - 76	35-590102-7B	017	35-650017-2	103
35-580001-23	219 - 75	35-590102-9C	017	35-650022	132 - 6
35-580001-27	219 - 73	35-590103	017	35-650022-1	132
35-580001-27	219A- 61	35-590103-3	017 - 11	35-650028-1	132 - 31
35-580001-3	219 - 63	35-590103-5	017 - 7	35-650121	131
35-580001-31	219 - 77	35-590110-13	017	35-650121	132
35-580001-35	219A- 63	35-590110-9	017	35-650121-2	132 - 36
35-580001-51	219	35-590113-13	017	35-650121-2	131 - 21
35-580001-53	219 - 7	35-590115	017	35-650121-4	132
35-580001-55	219 - 8	35-590117	017	35-650121-4	131
35-580001-65	219A-004A	35-590118	017	35-650121-8	131 - 20
35-580001-65	219 - 5	35-590118-13	017	35-650121-8	132 - 35
35-580001-71	219 - 63	35-590118-19	017	35-650122	132
35-580001-71	219A- 65	35-590118-25	017	35-650122	131
35-580001-75	219 - 71	35-590118-29	017	35-650122-2	131 - 16
35-580002-1	219A	35-590119-31	017	35-650122-2	132 - 11
35-580002-15	219A	35-590118-35	017	35-650122-6	132
35-580002-19	219A	35-590118-7	017	35-650122-6	131
35-580002-21	219A	35-590118-9B	017	35-650122-8	132 - 10
35-580002-23	219A	35-590120	017	35-650122-8	131 - 15
35-580002-25	219A	35-600002	131	35-650128	132 - 17
35-580002-27	219A	35-600002-6	131	35-650129	132 - 18
35-580002-29	219A	35-600003	132 - 38	35-650130	132 - 19
35-580002-3	219A	35-600003	131 - 18	35-650131	132 - 20
35-580002-35	219A	35-600003	132 - 13	35-650132	132 - 21
35-580002-37	219A	35-600003	131 - 23	35-660002-17	133 - 3
35-580002-51	219A	35-650005-13	132 - 23	35-660002-19	133 - 4
35-580002-53	219A	35-650005-14	132	35-660002-20	133
35-580002-55	219A	35-650005-15	132 - 25	35-660002-25	133 - 5
35-580002-57	219A	35-650005-17	132 - 27	35-660002-26	133
35-580010-1	219 - 32	35-650005-19	132 - 47	35-660002-29	133 - 6
35-580010-1	219A- 58	35-650005-20	132	35-660002-41	133
35-580010-11	219 - 31	35-650005-21	132 - 4	35-660002-42	133
35-580010-11	219A- 56	35-650005-3	132 - 16	35-660002-43	133 - 26
35-580010-13	219 - 29	35-650005-31	132 - 41	35-660002-43	131 - 26
35-580010-15	219 - 30	35-650005-33	132 - 42	35-660002-45	131
35-580010-3	219A- 13	35-650005-39	132 - 8	35-660002-45	133
35-580010-3	219 - 21	35-650005-4	132	35-660002-47	131
35-580010-5	219 - 18	35-650005-41	132 - 9	35-660002-47	133
35-580010-5	219A- 10	35-650005-42	132	35-660002-48	133
35-580010-7	219 - 19	35-650005-43	132 - 28	35-660002-48	131
35-580010-7	219A- 11	35-650005-44	132	35-660002-653	131
35-580010-9	219A- 12	35-650005-45	132 - 26	35-660002-653	133
35-580010-9	219 - 20	35-650005-46	132	35-660002-654	131
35-580011-1	219 - 78	35-650005-57	132 - 29	35-660002-654	133
35-580011-1	219A- 60	35-650005-58	132	35-660031-1	131
35-580012-3	219A- 18	35-650005-59	132 - 30	35-660031-1	133
35-580012-3	219 - 44	35-650005-60	132	35-660031-2	133 - 19
35-580013	219A- 38	35-650005-606	132	35-660031-2	131 - 13
35-580014	219A- 44	35-650005-608	132	35-660033	152 - 103
35-580017-1	219A	35-650005-61	132 - 33	35-660040-42	133 - 14
35-580017-3	219A	35-650005-611	132	35-660040-46	133 - 16
35-590001-9	017	35-650005-612	132	35-660043-1	131 - 30
35-590006	017 - 1	35-650005-7	132 - 22	35-660043-1	133
35-590009	017 - 18	35-650005-8	132	35-660043-10	133
35-590021	017 - 19	35-650007-1	132	35-660043-11	133 - 39
35-590024	017	35-650007-11	131	35-660043-13	133 - 43
35-590027	017	35-650007-11	131 - 4	35-660043-14	133
35-590050-1	017	35-650007-11	132 - 15	35-660043-15	133 - 40
35-590053	017	35-650007-2	132	35-660043-17	133 - 42
35-590058	017 - 14	35-650007-2	131	35-660043-18	133
35-590060	017 - 12	35-650007-3	132 - 3	35-660043-19	133 - 41
35-590064	017	35-650007-5	132 - 7	35-660043-2	133

B E E C H C R A F T
B O N A N Z A V 3 5 B
I L L U S T R A T E D P A R T S C A T A L O G

PART NUMBER	FIGURE & ITEM NO.	PART NUMBER	FIGURE & ITEM NO.	PART NUMBER	FIGURE & ITEM NO.
35-660043-2	131	35-815006-12	219A- 43	35-815180-8	219
35-660043-20	133	35-815006-13	219 - 58	35-815180-8	219A
35-660043-21	133 - 36	35-815006-13	219A- 49	35-815194-3	202
35-660043-22	133	35-815006-24	219	35-815194-5	202 - 34
35-660043-23	133	35-815006-24	219A-015A	35-815239	212
35-660043-3	133 - 34	35-815006-24	219A	35-815239-11	212 - 28
35-660043-4	133	35-815006-8	219 - 41	35-815239-13	212 - 26
35-660043-5	133 - 35	35-815007-4	211 - 29	35-815239-17	212 - 27
35-660043-6	133	35-815016-2	204 - 9	35-815239-5	212 - 30
35-660043-7	133 - 37	35-815016-3	204	35-815239-629	212
35-660043-9	133 - 38	35-815016-4	204	35-815239-7	212 - 24
35-668-5	296	35-815016-5	204	35-815239-9	212 - 31
35-689-47	182A	35-815020-3	213 - 14	35-815240	212 - 29
35-8002-11	218 - 15	35-815055	204	35-815240	016 - 34
35-8002-13	218 - 5	35-815055-1	204	35-815246-1	202 - 11
35-8002-19	218 - 8	35-815055-114	204 - 15	35-815246-11	202 - 14
35-8002-21	218 - 6	35-815055-116	204	35-815246-3	202
35-8002-23	218 - 7	35-815055-116	204 - 16	35-815246-9	202 - 12
35-8002-25	202 - 58	35-815055-158	204	35-815247-9	202 - 47
35-8002-25	218	35-815055-159	204	35-815249-1	202 - 49
35-8002-3	203	35-815055-164	204 - 5	35-815251-3	202 - 21
35-8002-3	202	35-815055-165	204	35-815252-1	202 - 22
35-8002-7	203 - 12	35-815055-208	204	35-815252-3	202 - 23
35-8002-9	203 - 7	35-815055-209	204	35-815256	202 - 18
35-8006-1	111B	35-815055-212	204 - 14	35-815260-3	202 - 8
35-8006-1	212	35-815055-213	204	35-815260-4	202
35-8006-3	111B	35-815055-214	204	35-815260-7	202
35-8006-3	212	35-815055-215	204	35-815260-8	202
35-810026-15	202 - 60	35-815055-62	204 - 18	35-815264-1	202 - 56
35-810026-23	202	35-815055-63	204	35-815264-2	202
35-810026-611	202	35-815056	204	35-815266-1	204 - 6
35-810026-612	202	35-815056-16	204	35-815266-2	204
35-810026-613	202	35-815056-18	204	35-820028	206A-043
35-810026-614	202	35-815056-2	204 - 21	35-820045	210 - 5
35-810026-653	202	35-815056-4	204 - 23	35-820095	212 - 7
35-810026-654	202	35-815077-12	211	35-820107	206
35-810075-11	213 - 11	35-815077-13	211	35-820107	206A
35-810075-13	213	35-815077-14	211 - 49	35-820107-1	206 - 29
35-810075-13	211 - 1	35-815077-15	211	35-820107-3	206A-036
35-810076-3	213 - 25	35-815077-4	211 - 50	35-820115	206A-059
35-810077-3	213 - 27	35-815077-5	211	35-820123	206A-037
35-810083	213 - 21	35-815078	211 - 37	35-820130-2	206A-022
35-810087	213 - 18	35-815081	202 - 9	35-820130-2	206
35-810088	213 - 20	35-815095	219 - 38	35-820133	206 -033
35-810091	213 - 31	35-815101-15	211	35-820134	206 - 13
35-810094-10	213	35-815101-3	211	35-820134	206A-019
35-810094-12	213 - 3	35-815102-20	211	35-820135	206A-060
35-810094-6	213 - 4	35-815102-21	211	35-825005	210 - 30
35-810095	213 - 6	35-815109	211	35-825007	210 - 29
35-810117-3	213 - 24	35-815109-2	211 - 45	35-825035	210 - 32
35-810119	213 - 17	35-815115	211 - 52	35-825044-4	210
35-810132	161	35-815118	101 -020	35-825044-6	210 - 2
35-810132	213	35-815118	211	35-825045	210 - 31
35-810132-2	161 - 39	35-815125-10	211	35-825046	210 - 33
35-810132-2	213 -044	35-815125-2	211	35-825049	210 - 10
35-810133	161 - 40	35-815125-4	211	35-825051	210 - 11
35-810133	213 -045	35-815125-41	211	35-825052-2	210 - 8
35-810134	213 - 9	35-815125-43	211	35-825052-6	210
35-810134-1	213	35-815125-602	211 - 7	35-825054-9	154
35-810135	213	35-815125-604	211	35-825054-9	210 - 39
35-810139	213 - 34	35-815129	211 - 22	35-825071-5	212
35-810140	213 - 30	35-815131	211 - 8	35-825074-1	091A- 48
35-810141-11	213	35-815153-3	015	35-825074-1	212 - 33
35-810141-9	213 - 13	35-815155-610	211 - 15	35-825076-3	212 - 9
35-810142-2	213 - 7	35-815155-611	211	35-825078	212
35-810147	213	35-815156-4	211 - 54	35-825078-3	212
35-810169	206	35-815156-5	211	35-825087-14	212 - 10
35-810169-3	206	35-815180-10	219A- 2	35-825087-16	212
35-815004	202 - 55	35-815180-10	219	35-825089	212 -012A
35-815004-1	202	35-815180-12	219 - 2	35-825094-4	212 - 11
35-815006-10	219 - 55	35-815180-12	219A	35-825097	210 - 3
35-815006-10	219A- 47	35-815180-6	219A	35-825117-6	091 - 41
35-815006-12	219 - 43	35-815180-6	219	35-825128-5	206

B E E C H C R A F T
B O N A N Z A V 3 5 B
I L L U S T R A T E D P A R T S C A T A L O G

PART NUMBER	FIGURE & ITEM NO.	PART NUMBER	FIGURE & ITEM NO.	PART NUMBER	FIGURE & ITEM NO.
35-825128-7	206	35-910007-11	241 - 57	35-910057	159
35-825145	209	35-910007-11	241B-020	35-910057-1	159
35-825145-2	206A	35-910007-13	241B-018	35-910058	159
35-825145-2	206 - 23	35-910007-13	241 - 19	35-910066-165	244 - 4
35-825146	209 - 1	35-910007-15	241 - 13	35-910066-165	244 - 63
35-825147	209 - 5	35-910007-15	241A- 16	35-910066-43	244 - 2
35-825148	209 - 2	35-910007-17	241	35-910066-49	244 - 3
35-825151	209 - 7	35-910007-17	249A	35-910067	244
35-825152	209 - 3	35-910007-19	241	35-910067-109	244 - 27
35-825160	210	35-910007-21	241	35-910067-111	244 - 28
35-825160-602	210	35-910007-21	249A	35-910067-113	244 - 23
35-825161	210	35-910007-23	241	35-910067-115	244 - 58
35-825162	210 - 23	35-910007-25	241	35-910067-117	244 - 41
35-825163	210 - 17	35-910007-25	249	35-910067-123	244
35-825164	210 - 19	35-910007-27	241	35-910067-125	244 - 65
35-825165	210 - 16	35-910007-29	241	35-910067-129	244
35-825166-12	210	35-910007-29	249	35-910067-13	244 - 48
35-825166-651	210 - 38	35-910007-5	241	35-910067-131	244 - 46
35-825166-651	091 - 29	35-910007-5	245 - 13	35-910067-141	244 - 10
35-825170	111 - 42	35-910007-601	241	35-910067-143	244
35-825170	210 - 35	35-910007-606	241	35-910067-15	244 - 49
35-825171-1	111 - 44	35-910007-607	241	35-910067-155	244
35-825171-11	210 - 34	35-910007-613	245	35-910067-167	244
35-825172-2	213 - 38	35-910007-614	245	35-910067-169	244
35-825173	210 - 24	35-910007-615	245	35-910067-17	244 - 50
35-825175-12	206 -037	35-910007-616	245	35-910067-171	244
35-825188	212 - 12	35-910007-7	241	35-910067-173	244
35-825191-11	212	35-910007-7	249	35-910067-177	244
35-825191-3	212	35-910007-9	241B-033	35-910067-185	244
35-825191-5	212 - 36	35-910007-9	241 - 63	35-910067-187	244
35-825191-7	212 - 37	35-910027-11	091A- 22	35-910067-19	244 - 51
35-825193	206A	35-910027-11	091 -011	35-910067-193	244
35-825193	206	35-910027-3	091A	35-910067-195	244
35-825193-1	206 - 30	35-910027-3	091	35-910067-197	244
35-825193-1	206A-046	35-910027-5	091A- 43	35-910067-199	244
35-825195-3	206 - 31	35-910027-5	091 -038	35-910067-201	244
35-825195-31	206A-012	35-910027-9	091A	35-910067-203	244
35-825195-31	206 - 17	35-910027-9	091	35-910067-21	244 - 52
35-825195-35	206	35-910028	241A	35-910067-225	244
35-825195-55	206	35-910028	248	35-910067-23	244 - 53
35-825195-57	206	35-910028-1	241A	35-910067-239	244 - 22
35-825195-7	206	35-910028-11	241A	35-910067-241	244
35-825195-73	206	35-910028-13	241A	35-910067-243	244
35-825195-75	206 -031A	35-910028-13	249	35-910067-25	244 - 11
35-825195-79	206A	35-910028-19	241A-131	35-910067-27	244 - 12
35-825195-9	206	35-910028-21	241	35-910067-29	244 - 13
35-825196-17	206	35-910028-21	241A	35-910067-31	244 - 14
35-825196-17	207	35-910028-21	248 - 51	35-910067-33	244 - 15
35-825196-25	206 -038	35-910028-23	241A	35-910067-35	244 - 16
35-825196-29	206	35-910028-23	241	35-910067-43	244
35-825196-31	206	35-910028-23	249A- 47	35-910067-47	244 - 30
35-825196-33	206	35-910028-601	241A	35-910067-51	244
35-825196-37	206	35-910028-601	241A	35-910067-53	244 - 5
35-825196-620	206	35-910028-601	241A	35-910067-55	244 - 6
35-825196-628	206	35-910028-601	245A	35-910067-57	244 - 7
35-825196-698	206	35-910028-7	241A- 27	35-910067-59	244 - 54
35-825197	206 - 12	35-910028-7	241B-037	35-910067-602	244
35-825200	206A-035	35-910028-7	241 - 68	35-910067-603	244
35-9009-1 S	281	35-910028-7	248	35-910067-61	244 - 55
35-9009-2 S	281	35-910028-7	250 - 2	35-910067-7	244 - 47
35-9009-3 S	281 - 55	35-910028-9	241	35-910067-77	244
35-9009-4 S	281	35-910028-9	241A	35-910067-79	244 - 8
35-910003-41	241 - 28	35-910028-9	241B	35-910067-81	244 - 56
35-910003-41	245 - 11	35-910028-9	249A	35-910067-83	244 - 57
35-910003-43	241 - 29	35-910028-9	251 - 2	35-910067-87	244
35-910003-43	245 - 12	35-910053-1	159	35-910068	244 - 59
35-910003-85	241B-016	35-910053-12	159	35-910073-1	244
35-910003-85	241A- 24	35-910053-2	159	35-910073-3	244 - 61
35-910005-5	241A- 49	35-910053-3	159	35-910073-5	244 - 62
35-910005-5	241 - 40	35-910053-4	159	35-910101-9	242
35-910007	241	35-910053-5	159	35-910102-1	242 - 3
35-910007	248	35-910056	159	35-910103	242 - 9
35-910007-101	241A- 17	35-910056-1	159	35-910103-1	242

B E E C H C R A F T
B O M A N Z A V 3 5 B
I L L U S T R A T E D P A R T S C A T A L O G

PART NUMBER	FIGURE & ITEM NO.	PART NUMBER	FIGURE & ITEM NO.	PART NUMBER	FIGURE & ITEM NO.
35-910108	242 - 13	35-921014-3	281	35-944001-4	159 - 47
35-910109-1	242 - 12	35-921153-23	281 - 8	35-944011-8	159
35-910215	244 - 33	35-921154-101	281	35-944012	159
35-910216	244 - 34	35-921154-101	033	35-944018	159 - 40
35-910277-3	017	35-921154-11	101	35-944025	159
35-910277-5	017	35-921154-11	281 - 29	35-944035-1	159 - 4
35-910277-7	017	35-921154-15	101	35-944035-1	159 - 33
35-910278	017 - 2	35-921154-23	281 - 21	35-944035-1	159 - 23
35-910278-3	017 - 3	35-921154-41	281	35-944037	159 - 41
35-910278-5	017	35-921154-45	281 - 52	35-944042-1	159 - 3
35-910279	017 - 5	35-921154-47	281 - 53	35-944046-5	159
35-910288-1	258 - 23	35-921154-69	281	35-944047-1	159
35-910296-1	312B-027	35-921154-71	281	35-944048-3	159
35-910296-1	411 -101	35-921154-73	281	35-944049-3	159 - 32
35-910296-1	017 - 6	35-921154-75	281 - 9	35-944049-5	159 - 22
35-910296-1	016 - 21	35-921154-95	281 - 17	35-944051-13	159 - 26
35-910312	091	35-921155-100	281 - 2	35-944052-5	159 - 12
35-910313-1	091A- 95	35-921155-101	281 - 4	35-944052-9	159 - 28
35-910314-1	242 - 5	35-921155-105	281 - 13	35-944054-3	159
35-910314-1	091 - 90	35-921155-109	241A	35-944056	159
35-910315-1	242 - 7	35-921155-109	281	35-944056	395
35-910315-1	091 - 91	35-921155-109	282	35-944064	016 - 18
35-910316-1	242 - 6	35-921155-109	287	35-944064-1	159 - 38
35-910316-1	091 - 93	35-921155-111	281	35-944064-1	395
35-910317-1	091 - 98	35-921155-117	282	35-944065	159 - 37
35-910317-3	091 -100	35-921155-117	281	35-944065	395 -024
35-910317-5	091 - 99	35-921155-119	241 - 80	35-944065	016 - 17
35-910318	091 - 56	35-921155-119	282 - 19	35-944072-1	395 -023
35-910319	242 - 8	35-921155-127	281 - 10	35-944075	159 - 36
35-910319	091 - 94	35-921155-128	281 - 11	35-950004-17	241 - 32
35-910320	091 - 59	35-921155-129	281 - 42	35-950004-17	245A- 25
35-910321-19	013 - 2	35-921155-147	281	35-950004-17	245 - 8
35-910321-20	013	35-921155-148	281	35-950005-1	241 - 23
35-910321-35	242 - 11	35-921155-151	282	35-950005-1	245 - 1
35-910321-36	242	35-921155-151	281	35-950005-11	241 - 31
35-910321-37	242 - 10	35-921155-153	282	35-950005-11	245 - 9
35-910321-38	242	35-921155-153	281	35-950005-29	241 - 24
35-910321-603	242	35-921155-195	281	35-950005-29	245
35-910321-607	242	35-921155-195	282	35-950005-3	241
35-910321-608	242	35-921155-195	287	35-950005-3	245 -002
35-910322-1	242 - 15	35-921155-49	281 - 19	35-950005-33	241B-022
35-910323-5	015 -014	35-921155-51	281	35-950005-33	245
35-910323-7	015	35-921155-53	281	35-950005-35	241B
35-910325	241	35-921155-603	281 - 51	35-950005-35	245
35-910326	241 - 85	35-921155-603	289	35-950005-37	245
35-910328-1	241B	35-921155-63	281 - 23	35-950005-39	245
35-910328-1	248	35-921155-69	281 - 25	35-950005-43	245
35-910328-11	111A	35-921155-71	281 - 15	35-950005-45	245
35-910328-11	241B	35-921155-75	281 - 24	35-950005-57	245
35-910328-3	241B	35-921155-91	281 - 30	35-950005-61	245
35-910328-31	241B	35-921155-93	281 - 39	35-950005-65	245
35-910328-33	241B	35-921155-95	281 - 35	35-950005-9	241
35-910328-35	241B	35-921155-99	281 - 1	35-950005-9	245 - 10
35-910328-35	248	35-921181	289 - 22	35-960076	250
35-910328-5	241B-024	35-921257-1	296	35-960076-601	250
35-910329-1	244	35-921258-5	296 - 42	35-960076-602	250
35-910329-7	244	35-921258-7	296 - 41	35-960076-603	250
35-919025	258	35-921263-1	282	35-960077	251
35-919025	091 - 28	35-921263-3	282 -027	35-960077-601	251
35-919025-1	258	35-921500-1	355	35-960077-602	251
35-919025-11	258 - 18	35-921500-2	355	35-960077-603	251
35-919025-13	258	35-921500-3	281	35-960080-1	250A
35-919025-15	258 - 21	35-921500-3	287	35-960080-13	250A-001
35-919025-17	258 - 19	35-921500-4	281	35-960080-15	251A-001
35-919025-19	258 - 24	35-921500-4	287	35-960080-17	251A
35-919025-21	258 - 8	35-921502	281 - 63	35-960080-19	251A
35-919025-23	258 - 9	35-921503	281 - 57	35-960080-21	251A
35-919025-25	258 - 22	35-924148	281	35-960080-25	251A
35-919025-27	258	35-924148	281 - 65	35-960080-27	251A
35-919025-3	258 - 15	35-924148	015 -020	35-960080-3	251A
35-919025-7	258 - 16	35-924255-1	289 - 31	35-960080-5	250A
35-919025-9	258 - 17	35-924255-1	296 - 44	35-960080-7	251A
35-921014-1	281	35-924256-3	341 - 17	35-960081-1	250A

B E E C H C R A F T
B O N A N Z A V 3 5 B
I L L U S T R A T E D P A R T S C A T A L O G

PART NUMBER	FIGURE & ITEM NO.	PART NUMBER	FIGURE & ITEM NO.	PART NUMBER	FIGURE & ITEM NO.
35-960081-1	251A	36-340081-11	490 - 3	36-364025-601	3568-006
350579	358 -013	36-340081-21	490	36-364025-7	3568-002
3502-18-24-0511	220 - 15	36-340081-23	490	36-364025-9	3568-007
35107A	214 - 22	36-340081-7	490 - 7	36-364026-1	3568-005
36-000032-1	015	36-340081-9	490 - 6	36-364028-1	354A
36-000032-3	015	36-340083-1	015 -G16	36-364028-11	411 -068
36-000036-1	015 -010	36-340083-11	015	36-364028-37	391A
36-110017-11	034A	36-340083-13	490 - 4	36-364028-5	354A
36-110017-13	034A	36-340083-15	490	36-364028-7	354A
36-110017-23	034A	36-340083-15	490A-010	36-364028-9	354A
36-110017-25	034A	36-340083-17	490 - 5	36-364029	091A
36-110017-27	034A	36-340083-17	490A	36-364030-11	361A
36-110017-29	034A	36-340083-19	490	36-364030-15	361A
36-110017-3	034A	36-340083-19	490A-011	36-364030-21	361A-003
36-110017-3	033A	36-340083-21	490A	36-364030-23	361A-008
36-110017-3	031	36-340083-21	490	36-364030-25	361A-004
36-110017-37	034A	36-340083-23	490	36-364030-27	361A
36-110017-39	034A	36-340083-3	015	36-364030-29	361A
36-110017-43	034A	36-340083-5	015 -017	36-364030-31	361A
36-110017-45	034A	36-340083-7	015	36-364030-35	361A
36-110017-5	034A	36-340083-9	015 -018	36-364030-37	361A
36-110017-61	034A	36-340180-1	490	36-364030-39	361A
36-110017-63	281	36-340314-1	490A	36-364030-43	361A
36-110017-63	033A	36-340324-5	490A-009	36-364030-45	361A
36-110017-69	034A	36-340324-5	015	36-364030-5	361A
36-11017-7	034A	36-340324-7	490A	36-364030-7	361A
36-324002-1	392	36-340324-7	015	36-369010-1	354
36-324002-11	392	36-340373-1	490A	36-369010-13	354 -116
36-324002-11	395	36-340373-11	490A	36-369010-17	354 -111
36-324002-3	392	36-360011-23	361	36-369010-23	354 -117
36-324002-3	395	36-360014	354	36-369010-27	354
36-324002-9	392	36-360016-11	109	36-369010-3	354
36-324003-1	392A	36-360016-11	362A-012	36-369010-31	354 -124
36-324003-1	395	36-360016-15	109	36-369013-1	354 -102
36-324003-3	392A	36-360016-21	362A	36-369013-3	354 -104
36-324003-3	395	36-360016-25	109	36-369014-1	354
36-324018	194	36-360016-25	362A	36-369014-3	354 -115
36-324020-1	392A	36-360016-3	362A	36-369015-1	354
36-324020-1	391	36-360016-33	109	36-369015-1	356A
36-324020-11	392A	36-360016-33	362A	36-369015-11	356A-001
36-324020-11	391	36-360016-37	109	36-369015-13	356A
36-324020-13	391	36-360016-37	362A	36-369015-15	356A-002
36-324020-13	392A	36-360016-43	362A	36-369015-17	356A-015
36-324020-19	391A	36-360016-57	362A	36-369015-18	356A
36-324020-19	392A	36-360018-3	395	36-369015-21	356A-017
36-324020-21	392A	36-360019-3	363	36-369015-23	356A
36-324020-21	391A	36-360024-5	363	36-369015-25	356A-005
36-324020-27	392A	36-361000-1	355	36-369015-27	356A-006
36-324020-27	391A	36-361000-2	355	36-369015-28	356A
36-324020-29	391A	36-361000-3	355	36-369015-33	356A
36-324020-29	392A	36-361014-5	354	36-369015-35	356A-014
36-324020-3	392A	36-364001-1	354A	36-369015-37	356A-016
36-324020-3	391	36-364001-11	109	36-369015-39	356A
36-324020-5	391	36-364001-13	354A-061	36-369015-41	356A-007
36-324022-1	392A	36-364001-17	354A-050	36-369019-1	3568
36-324022-3	392A-1	36-364001-19	354A-062	36-369019-1	354A
36-324022-45	392A	36-364001-7	111A	36-380000-1	354 - 57
36-324022-5	392A	36-364001-7	354A	36-380000-3	354A-063
36-324022-7	392A	36-364001-9	354A	36-380002-1	392 - 34
36-324023-1	391A	36-364013	354 - 33	36-380003-1	392 - 27
36-324023-1	392A	36-364014	354 - 41	36-380006-1	392
36-324023-1	395	36-364019	354	36-380006-1	392A
36-324023-3	391A	36-364022-1	360	36-380007-11	392A
36-324023-3	392A	36-364025-1	3568	36-380007-3	392A
36-324023-3	395	36-364025-10	3568	36-380013-1	358
36-324024-1	245	36-364025-11	3568-009	36-380013-1	354 -100
36-324024-3	245	36-364025-13	3568-003	36-380015-15	391A
36-324025-1	391 - 23	36-364025-15	3568-004	36-380018-3	392 - 53
36-324025-3	016 - 41	36-364025-17	3568-010	36-380019-1	395
36-324031-1	016 - 39	36-364025-21	3568-011	36-380019-15	395
36-324070-7	391A-012	36-364025-23	3568	36-380019-23	395
36-324072-1	395	36-364025-23	354A	36-380019-33	395
36-340081-1	490	36-364025-5	3568	36-380019-5	395

B E E C H C R A F T
B O N A N Z A V 3 5 B
I L L U S T R A T E D P A R T S C A T A L O G

PART NUMBER	FIGURE & ITEM NO.	PART NUMBER	FIGURE & ITEM NO.	PART NUMBER	FIGURE & ITEM NO.
36-380019-57	016 -007A	36-420010-15	104A	36-530034-601	392 - 8
36-380019-9	395	36-420010-23	104A-074	36-530034-7	392
36-380020-1	392A	36-420010-25	104A- 69	36-530034-9	392 - 17
36-380020-11	392A- 37	36-420010-27	104A	36-530051-29	341A
36-380020-15	392A- 33	36-420010-29	104A	36-530064-1	097
36-380020-17	392A- 35	36-420010-31	104A	36-530064-1	311A
36-380020-5	392A- 34	36-430041-7	104A	36-530064-1	311
36-380020-9	392A- 36	36-430044-1	104A	36-530064-1	324
36-380021-11	392A	36-430044-5	104A	36-530064-11	324 - 44
36-380021-13	392A	36-430045-17	104A	36-530064-19	324 - 45
36-380021-15	392A	36-430046-1	104A	36-530064-23	324
36-380021-17	392A	36-430048-5	104A	36-530064-29	324 - 47
36-380021-5	392A	36-500004-51	364 - 14	36-530064-3	097
36-380021-9	392A	36-521011-1	151 - 31	36-530064-43	324 - 40
36-380025-1	356A-018	36-521011-3	151 - 30	36-530064-47	324 - 41
36-380025-1	356 - 1	36-524021-3	156	36-530064-49	324 - 42
36-380025-1	354	36-524021-601	156	36-530064-51	324
36-380027-1	427	36-524021-603	156	36-530064-57	324
36-380027-15	427 -003	36-524021-605	156	36-530064-59	324
36-380027-17	427	36-524021-607	156	36-530064-602	324
36-380027-19	427	36-524072-1	395	36-530064-603	324
36-380027-21	427	36-530001-85	097	36-530064-605	324
36-380027-23	427	36-530001-85	311A	36-530064-61	324
36-380027-25	427 -004	36-530001-85	311	36-530064-613	324
36-380027-27	427	36-530004-55	311	36-530064-615	324
36-380027-29	427	36-530004-55	311	36-530064-63	324
36-380027-3	427 -001	36-530004-57	311	36-530064-65	324
36-380027-31	427	36-530004-57	311A	36-530064-67	324
36-380027-5	427 -002	36-530004-83	312B	36-530064-69	324
36-380027-7	427	36-530004-83	312	36-530064-75	097 - 73
36-380027-9	427	36-530004-83	312A-031	36-530064-75	324 - 50
36-380030-1	104A	36-530023-17	313 - 43	36-530064-75	324 - 52
36-380033-3	391	36-530023-17	314 - 39	36-530064-9	324 - 43
36-380033-5	391A-004	36-530025-13	313B-017	36-530068-11	327
36-380033-9	391A	36-530025-13	313A-014	36-530068-13	327 - 20
36-380034-5	391A	36-530025-13	313 - 18	36-530068-19	327 - 17
36-380036-3	392	36-530025-14	313B-018	36-530068-20	327 - 18
36-380044-1	392A	36-530025-14	313A-015	36-530068-21	327
36-380044-11	392A	36-530025-14	313 - 19	36-530068-22	327
36-380044-3	392A	36-530025-15	313A-003	36-530068-23	327 - 22
36-380044-5	392A	36-530025-15	313 - 5	36-530068-25	327
36-380044-7	392A	36-530025-15	314 - 5	36-530068-27	327
36-380044-9	392A	36-530025-27	313B-020	36-530068-28	327
36-380046-3	391A	36-530025-27	313A-019	36-530068-29	327
36-380046-5	391A	36-530025-27	313 - 16	36-530068-30	327
36-380048-1	358	36-530025-27	313C-019	36-530076-1	327 - 21
36-380056-1	354A	36-530025-27	314C-004	36-530085-1	327
36-380059-1	356B	36-530025-27	314B-004	36-530085-2	327
36-380064-1	313B-034	36-530025-27	314A-004	36-530085-3	327
36-380064-1	314A-032	36-530025-27	314D-004	36-530085-4	327
36-380067-1	391A	36-530026-10	314B	36-530085-5	327
36-380068-1	391A	36-530026-10	314A	36-530085-6	327
36-380070-3	392A	36-530026-27	314D-011	36-530085-7	327
36-380071-3	392A	36-530026-27	314B-011	36-530085-8	327
36-380074-1	395 -020	36-530026-27	314C-011	36-530086-1	327 - 23
36-400017-29	099 - 50	36-530026-49	313C-003	36-530086-3	327 - 24
36-400032-15	104A	36-530026-49	313B-005	36-530088-1	311 -005
36-400032-23	104A	36-530026-49	314D-008	36-530088-1	324
36-400032-31	104A	36-530026-49	314A-008	36-530088-3	324
36-400033-1	104A	36-530026-49	314B-008	36-530089-1	324 - 38A
36-400033-7	104A	36-530026-49	314C-008	36-530090-1	392A
36-410010-1	111	36-530026-53	313B-003	36-530090-3	392A
36-410010-1	245	36-530026-53	313 - 15	36-530090-5	392A-032
36-410010-2	111	36-530026-53	313C-007	36-530091-1	311 -011
36-410010-2	245	36-530026-53	314A-006	36-530092-1	311
36-410011-1	111	36-530026-53	314D-006	36-530098-1	312A
36-410011-1	245	36-530026-53	314C-006	36-530098-13	312A-023
36-410012-1	111	36-530026-53	314B-006	36-530098-17	411
36-410012-1	245	36-530026-53	314	36-530098-19	411 -099
36-410014-5	111	36-530026-9	314B-012	36-530098-21	411 -100A
36-410015-1	104A-045	36-530026-9	314A-012	36-530098-23	312B
36-420010-1	104A	36-530034	392	36-530098-25	312B
36-420010-11	104A	36-530034-5	392 - 15	36-530098-3	312A-021

B E E C H C R A F T
B O N A N Z A V 3 5 B
I L L U S T R A T E D P A R T S C A T A L O G

PART NUMBER	FIGURE & ITEM NO.	PART NUMBER	FIGURE & ITEM NO.	PART NUMBER	FIGURE & ITEM NO.
36-530098-31	312B-026	36-555000-31	411 -024	36-555026-1	411 -082
36-530098-5	312B-024	36-555000-33	411 -014	36-555026-3	411
36-530098-5	411	36-555000-35	411	36-555027-3	411 -020
36-530098-7	312A-022	36-555000-37	411 -009	36-555029-3	425 -001
36-530098-7	312B-025	36-555000-5	411 -010	36-555030-1	411 -007
36-530098-7	411 -100	36-555000-53	411 -015	36-555032-1	411
36-530099-1	286	36-555000-63	411 -039	36-555033-1	411
36-530099-1	312B	36-555000-65	411	36-560000-11	341B
36-530099-1	312A	36-555000-67	411 -073	36-560000-9	341B
36-530099-21	312B	36-555000-75	411 -011	36-560004-59	341
36-530099-3	286	36-555000-81	411 -075	36-560013-7	341B-036
36-530099-3	312B	36-555000-87	411 -005	36-560000-101	219A- 50
36-530099-3	312A	36-555000-91	411	36-580000-103	219A- 30
36-530099-5	286	36-555000-95	411 -001	36-580000-119	219A-004B
36-530099-5	312A-018	36-555000-97	411	36-580000-131	219A
36-530099-5	312B-022	36-555010-1	411 -084	36-580000-133	219A
36-530099-7	286	36-555010-1	426	36-580000-15	219A- 41
36-530099-7	312A-020	36-555010-10	426	36-580000-153	219A
36-530099-7	312B-023	36-555010-11	426 -015	36-580000-155	219A- 72
36-530099-7	016	36-555010-13	426 -028	36-580000-165	219A
36-530099-9	286	36-555010-14	426	36-580000-167	219A
36-530099-9	312B	36-555010-15	426 -027	36-580000-169	219A- 66
36-530099-9	312A	36-555010-17	426	36-580000-171	219A- 67
36-530099-9	016	36-555010-19	426	36-580000-173	219A- 70
36-530102-1	016 - 37	36-555010-21	426 -005	36-580000-41	219A- 29
36-530102-5	286	36-555010-23	426	36-580000-57	219A- 76
36-530102-5	312A-019	36-555010-24	426	36-580000-7	219A- 23
36-530102-5	312B	36-555010-25	426 -022	36-580000-81	219A- 34
36-530106-1	411	36-555010-27	426	36-580000-83	219A- 31
36-530106-11	411	36-555010-29	426	36-580000-91	219A- 36
36-530106-17	411 -085	36-555010-3	426 -033	36-580000-93	219A- 35
36-530106-19	411	36-555010-31	426 -010	36-580000-97	219A- 4
36-530106-5	411	36-555010-33	426 -011	36-580001-3	219A
36-530106-7	411 -086	36-555010-35	426 -012	36-580011	219A
36-530106-9	411	36-555010-37	426 -026	36-580012	219A
36-530107-5	411 -061	36-555010-39	426 -021	36-590002-29	017
36-530108-1	311A	36-555010-40	426	36-590013-1	017
36-530110-5	015	36-555010-41	426 -008	36-590013-3	017
36-530110-7	015	36-555010-43	426	36-590013-5	017
36-530135-1	016 -043	36-555010-45	426	36-590013-9	017
36-530136-3	016 -044	36-555010-47	426 -004	36-590015-1	017 - 17
36-550032-3	417B-011	36-555010-49	426 -013	36-8001-19	218A
36-550050-1	417B-009	36-555010-5	426 -025	36-8001-21	203A- 5
36-550054-3	415	36-555010-51	426	36-8001-29	218A
36-550056-1	415 -003	36-555010-53	426 -014	36-8001-3	203A
36-555000-105	411 -046	36-555010-55	426	36-8001-3	202
36-555000-107	411 -053	36-555010-57	426 -002	36-8001-31	218A
36-555000-109	411 -047	36-555010-59	426	36-8001-5	203A
36-555000-11	411 -043	36-555010-61	426	36-8001-7	203A
36-555000-111	411	36-555010-63	426 -016	36-8001-9	202
36-555000-113	411 -051	36-555010-65	426 -017	36-8001-9	218A
36-555000-115	411 -028	36-555010-67	426 -024	36-8002-1	207A
36-555000-117	411 -029	36-555010-69	426 -023	36-8002-1	206
36-555000-119	411	36-555010-7	426 -029	36-8002-3	207A- 1
36-555000-121	411	36-555010-71	426	36-8002-5	207A- 2
36-555000-13	411 -044	36-555010-73	426 -018	36-810015-5	411
36-555000-143	411	36-555010-75	426 -019	36-810017-1	202
36-555000-145	411	36-555010-77	426 -006	36-810020-1	223
36-555000-147	411	36-555010-78	426	36-810020-1	354A
36-555000-149	411	36-555010-79	426 -020	36-810021-1	223
36-555000-151	411	36-555010-8	426	36-810021-1	354
36-555000-153	411 -058	36-555010-81	426	36-810021-1	354A
36-555000-155	411	36-555010-83	426	36-810021-1	395
36-555000-157	411 -055	36-555010-9	426	36-810021-15	223 -044
36-555000-159	411	36-555012-1	425	36-810021-3	223
36-555000-161	391A	36-555012-1	411 -054	36-810022-1	223 -045
36-555000-161	411	36-555013-1	427	36-810022-1	354A
36-555000-163	391A	36-555013-1	411 -072	36-820011-7	212
36-555000-163	411	36-555022-1	411	36-820011-9	212
36-555000-19	411 -049	36-555022-3	411 -019	36-820012	015 -012
36-555000-21	411 -042	36-555023-1	411 -069	36-820018-1	212
36-555000-25	411 -031	36-555023-13	415 -007	36-820018-19	212
36-555000-3	411	36-555023-9	411	36-820019-1	206A

B E E C H C R A F T
B O N A N Z A V 3 5 8
I L L U S T R A T E D P A R T S C A T A L O G

PART NUMBER	FIGURE C ITEM NO.	PART NUMBER	FIGURE C ITEM NO.	PART NUMBER	FIGURE C ITEM NO.
36-820019-601	206A	3901	182 - 40	431-16	287 - 4
36-820019-7	206A	3903-1	182 - 42	431-18	287 - 7
36-820020-1	206A	3905-25	182 - 41	431-9	287
36-820021-1	206A-020	3907	182 - 29	4313	360
36-820021-11	206A	39109A	214 - 23	4313	360
36-820021-3	206 - 16	402583	358 -007	435-205-104	354
36-820021-5	206A	402584	358 -014	435-205-104	354 - 67
36-820021-9	206A	4E1214-3	251 - 3	435-205-104	354A-041
36-820022	206A-023	4E1214-3	250 - 3	435-205-104	364 - 17
36-820023-1	212	4E1635	250 - 6	435-210-104	354 - 71
36-820024-1	212	4E1645	250 - 5	435-210-104	354A-044
36-820026-1	111B-009	4E1645	251A-006	435-210-104	354
36-910013-1	241A-029	4E1645	250A-005	435-210-104	411
36-910013-1	241B-028	4E1645	251 - 6	435-215-104	354A-043
36-910042-13	241B	4E1681	251 - 7	435-215-104	354 - 68
36-920000-17	282 - 13	4E2058	251A	442CW	194
36-920000-3	282 - 15	4E2200-2	250A-003	45-115011-2	033
36-920001-27	111A	4E2200-2	251A-003	45-115011-5	033 - 12
36-920012	016 - 30	4E2267	251A-007	45-115028-22	033
36-920013-3	287 - 22	4E2324	250A-006	45-115028-23	033
36-920019	341	4G7H	354 - 28	45-115044	036 - 35
36-920019	341	4G7H	091A	45-115044-1	036
36-920019-1	312B	40-77E	206	45-115065	037 - 22
36-920019-3	286	4001793	358 -016	45-115065-1	037
36-920019-3	281	4002127-1	358 -019	45-115072	036
36-920019-5	286	4002127-2	358 -020	45-115072-1	036
36-920019-5	281	4024-3	296 - 30	45-115089-33	033 - 36
36-920020	341	406472	241A- 87	45-135031-55	041 - 11
36-920020	341	406610-1	241A-102	45-135031-57	041 - 12
36-920020-1	312B	4086	182A- 13	45-361093-3	355 - 16
36-920020-3	281	41-0190	361 - 22	45-361115	161
36-920020-3	286	41-0190-3	361	45-361115	355
36-920020-5	281	41038	425 -025	45-361116	161
36-920020-5	286	41039	425 -024	45-361116	355 - 6
36-920021-1	286 - 4	411-100	411	45-361116-1	161 - 30
36-920021-1	281	411-100	411	45-361117	161
36-920021-1	341	411-100	411	45-361117	355 - 5
36-920021-1	341	411-10S	411 -059	45-361117-1	161 - 31
36-920022-1	281	411-8S	411 -057	45-364238	202 -076
36-920023-5	281 - 64	414-180657-3	101 - 31	45-410356	091 - 34
36-920023-5	015 -019	414-180657-3	314 - 42	45-521212-12	161
36-920023-7	281	414-183761-5	391 - 5	45-521212-13	161
36-920023-7	015	414-183802-3	391 - 21	45-521212-2	161 - 14
36-920036-1	015	414-183955-111	111 - 57	45-521212-604	161
36-920036-3	015	414-183955-111	417 - 40	45-521212-605	161
36-920037-1	015	414-920022-3	281	45-521214	161 - 15
36-920037-3	015	414-920022-5	281 - 12	45-521214-1	161
36-960001-3	241B	4140-00-39	281 - 34	45-521216	161 - 13
36-960003-3	241B	4140-00-39	285	45-521216-1	161
36-960003-3	249B	4140-14	285 - 26	45-524624	152 - 48
36-960004-1	241B	416-326-1	287	45-610005-10	133 - 10
361-000-11	417B-003	416-50	287	45-610005-104	133 - 20
361-032	417A-019	416-52	287 - 33	45-610005-105	133
36151	354	416-53	287 - 36	45-610005-106	133 - 21
366-00	241A-150	416-54	287 - 24	45-610005-107	133
3686	210 - 22	416-55	287 - 31	45-610005-12	133 - 12
37-206	218A- 11	416-56	287 - 27	45-610005-16	133 - 13
37009-5-00800	341B	416-59	287 - 30	45-610005-28	133 - 9
37117	287 - 15	416-61-6	287 - 23	45-610005-54	133 - 18
37617-339	287 - 14	416-85	287	45-610005-55	133
37685-2	287 - 11	4165-261	156 - 32	45-610005-8	133 - 7
37691	287 - 13	4169-143	324	45-610005-94	133 - 15
37693	287 - 12	418-180657-3	313 - 56	45-610005-96	133 - 8
37810-1	281 - 66	42ND8-048	314A	45-610005-98	133 - 17
3800P	392 - 33	42ND8-048	314B	45-610008	133 - 11
38038	287 - 17	42ND8-048	314C	45-630012-6	133 - 27
3810P502	392A-031	42ND8-048	314	45-630012-8	133 - 28
38104	287 - 20	424	354	45-660011	133
390507G05GL4	359A	427-8	287 - 35	45-660011-2	133 - 30
390507G050GL4	359C	431-11	287 - 2	45-660011-4	133 - 31
390550	358 -003	431-13	287 - 3	45-660011-6	133 - 32
395BEC17CC5-5	364 - 10	431-14	287 - 1	45-660012-1	133 - 29
3900	182	431-15	287 - 9	45-810090	213 - 40

B E E C H C R A F T
B O N A N Z A V 3 5 8
I L L U S T R A T E D P A R T S C A T A L O G

PART NUMBER	FIGURE & ITEM NO.	PART NUMBER	FIGURE & ITEM NO.	PART NUMBER	FIGURE & ITEM NO.
45-810090-3	213	50-110003-22	035 - 15	50-380079-1	221
45-810144	213	50-110003-22	035 - 2	50-380079-3	219
45-815003-1	211	50-110003-76	035 - 61	50-380079-3	221
45-815003-3	211 - 26	50-110003-77	035	50-380125	364
45-815011-10	202	50-110003-80	035 - 59	50-380170-11	282 -014
45-815011-8	202 - 29	50-110003-81	035	50-380170-11	281 -003
45-815013	202 - 30	50-110003-84	035 - 60	50-384001-33	392A- 21
45-815013	202 - 35	50-110003-90	035 - 62	50-384001-33	392 - 23
45-815091	211 - 11	50-110010-110	033	50-384001-33	392 - 39
45-815091-3	211	50-110010-111	033	50-384001-35	392A
45-820096-17	206A-056	50-110010-125	033	50-384040	355
45-820096-603	206A	50-110010-126	033	50-384040	394
45-825032	206 - 21	50-110010-127	012 - 7	50-384040-1	355 - 8
45-825032	206A-053	50-110010-127	033 - 1	50-384040-1	394 - 28
45-825033	206A-018	50-110010-128	012 - 8	50-384073	391 - 15
45-825033	206 - 6	50-110010-128	033	50-384073	391A-009
45-825034	206A-017	50-110010-131	033	50-384090	016 - 19
45-825080-13	212 - 18	50-110010-165	033	50-384202-3	391 - 9
45-910231-21	091	50-110010-22	033	50-384202-3	391A-005
45-910314	244 - 37	50-110010-23	033	50-384203-3	391
45-910315-1	244 - 38	50-110010-48	034	50-384203-3	391A
45-920036-1	289 - 19	50-110010-49	034	50-384204	391 - 14
450273	213 - 23	50-110010-50	033 - 30	50-384204	391A-008
4522	354 - 42	50-110010-51	033	50-384205	391
4522	354 - 32	50-116010-52	033 - 29	50-384205	391A
4522	354 -103	50-110010-53	033	50-384210-1	156
4522	411 -063	50-110010-54	033 - 28	50-410000-11	098 - 19
4532	354 - 10	50-110010-55	033	50-410000-90	098 - 20
4532	354 -101	50-110010-66	033	50-524136	152 - 61
4532	354A-053	50-110010-67	033	50-524136	164 - 8
4532	411 -064	50-110010-86	033	50-524138	152 -016
455-28	104 - 78	50-110010-87	033	50-524326-5	154 - 5
4587	364	50-110046-8	033	50-524326-5	154
4596	360 -005	50-110046-9	033	50-524326-6	154
4596	360 -011	50-110056	033	50-524326-6	154 - 6
4601476	311 -050	50-110056-1	033	50-524326-7	154
4701	362 - 8	50-110062	033 - 10	50-524326-8	154
470818-2	241A-145	50-110062-1	033	50-524471-1	152 - 23
470818-2	245A- 5	50-110078	033 - 16	50-524497-1	364 - 7
470828-10	241A- 79	50-110078-1	033	50-524587	364 - 6
472677	313C	50-110079	033 - 35	50-524594	156 - 8
49158	101	50-110079-1	033	50-534033-179	311B
49159	101 - 22	50-110080	033 -014	50-534033-179	311A
49160	101	50-110080-1	033	50-534033-179	311
49160	281	50-110080-2	033	50-534075-20	315
49165	182A- 4	50-110081	033	50-534288	341A-024
49176	111	50-110086-1	033 - 13	50-534288	341 - 85
49184	362A	50-110086-2	033	50-534288	341B-008
49196	394	50-320010-6	355 - 11	50-534527-5	327 - 13
49245	361 -036	50-320010-6	394 - 2	50-534527-5	327A-009
49245	361A-005	50-324103-1	392A- 22	50-534536	327A-010
49245	394 - 15	50-324103-1	392 - 41	50-534536	327 - 14
49245	394	50-324103-1	392 - 24	50-534547-29	327 - 6
49246	361	50-324103-1	391A-013	50-534547-30	327
49246	394	50-324103-1	391 - 12	50-534733-1	313
49266	394 - 16	50-324104	392 - 21	50-534733-1	317
49266	394	50-324104	391 - 7	50-534733-1	016 - 15
49296	111	50-324104	392	50-534846-11	156 - 9
49296	362A	50-361131	161 - 24	50-534846-11	156 - 28
49296	490	50-364308-127	354	50-534846-21	156 -041
49296	490A	50-364308-223	354 - 86	50-534846-29	156
49338	159 - 11	50-364308-61	354 -106	50-560012	016 - 23
49338	159 - 46	50-364308-67	354 - 85	50-560015	341
49338	219	50-364344-7	341A	50-560015	341
49338	241 - 52	50-380013-5	391 - 6	50-590106	017 - 13
49338	241A- 33	50-380048-1	223	50-820130-8	210 - 26
49338	258 - 7	50-380048-1	354 -125	50-920030-4	289 - 21
49338	354 - 39	50-380048-3	223	50-920040-10	289 - 30
5 00X5	207	50-380048-3	354 - 23	50-920057	289 - 23
5 00X5 4P TT	207	50-380048-3	354 - 89	50-920064	281 - 56
5-00X5	206	50-380077-5	391	50-920077	281 - 6
5-00X5 4P TT	206	50-380079	219A- 69	5000-77	220 - 3
5/32	296	50-380079-1	219 - 66	500794-5	313C-062

B E E C H C R A F T
B O N A N Z A V 3 5 B
I L L U S T R A T E D P A R T S C A T A L O G

PART NUMBER	FIGURE C ITEM NO.	PART NUMBER	FIGURE C ITEM NO.	PART NUMBER	FIGURE C ITEM NO.
5033	289	58-324036-1	156	58-420062-1	110 - 17
504271	202 - 48	58-324036-3	156	58-420063-1	110 - 24
5100-37	222 - 21	58-324041	392	58-420064-1	110 - 19
5100-37	222 - 25	58-324041	392A	58-420065-3	110 - 18
51020	156 - 23	58-324042	392 - 28	58-420083-1	097
51020	156	58-324042	392A	58-420083-11	341B
51043	111	58-360000-609	324	58-420083-19	097
52-022-094-0625	104	58-360028-35	109 -004	58-420083-9	097
520014	359C-024	58-360032-3	363 -005	58-430014-3	313C
520014	359D-029	58-361011	354 - 15	58-524027	364
5201KD	213 - 26	58-361011-3	354A-010	58-524034-1	156
52133	425 -028	58-361013-1	355	58-524035-1	156
52506	425 -023	58-364041-5	392A-026	58-524035-1	156
52507	425 -027	58-364041-9	392A	58-524036-1	156
52508	425 -026	58-364053-3	392A	58-524036-3	156
52509	425 -022	58-364056-1	391A	58-524037-5	156
52510	425 -021	58-364057-11	392A	58-524037-603	156
52511	425 -019	58-364057-3	354A-045	58-524037-605	156
52512	425 -020	58-364057-3	392A	58-524039-1	156
52519	425 -018	58-364057-5	391A	58-524039-1	156
52544	425 -014	58-364058-13	392A	58-524039-3	156
52547	425 -017	58-364060-5	392A	58-524039-5	156
52548	425 -016	58-380009-1	161 - 34	58-524039-5	156
52552	425 -015	58-380009-1	355	58-524039-7	156
52554	425 -007	58-380012-1	391	58-524040-1	156
52560	425 -012	58-380013-1	391A	58-530003-3	311 -024
52563	425 -009	58-380013-1	391	58-530014-4	313C
52564	425 -010	58-380014-1	391A	58-530014-7	313C-060A
52567	425 -008	58-380014-1	391	58-530014-8	313C
52568	425 -011	58-380015-1	156	58-530023-11	324 - 11
52569	425 -013	58-380015-1	391	58-530023-3	324
53	212 - 23	58-380015-3	156 -042	58-530023-5	324 - 12
53	354	58-380017-1	392	58-530023-9	324 - 17
535-521242-13	152 - 10	58-380017-3	392A	58-530026-1	313
535-521242-15	152 - 8	58-380018-1	391	58-530026-1	314
536038	241A- 9	58-380018-1	391A	58-530026-39	313B
536038	245A- 36	58-380019-1	391	58-530026-39	313
537379	241B	58-380020-1	182	58-530026-39	313A
537379	245	58-380020-1	391A	58-530026-39	314
537379	241 - 8	58-380020-1	391	58-530026-49	313B-024
55-3023-3	354A	58-380020-3	391A	58-530026-49	313C-023
55-5012-1	313	58-380022-11	392A	58-530026-49	313A-023
55-5012-1	313A	58-380022-11	391A	58-530026-49	313
55-5012-3	313A	58-380022-9	182	58-530026-49	314
55-5012-3	313	58-380022-9	392	58-530026-5	313 - 1
55000 LH	296 - 33	58-380022-9	392	58-530026-5	314 - 1
55000 RH	296	58-380022-9	391A	58-530026-59	313C
55011	296 - 31	58-380022-9	392A	58-530040-3	313
55011-1	296	58-380022-9	392	58-530040-3	314
55023	296 - 40	58-380022-9	391	58-530041-23	313
55027	296 - 38	58-380022-9	392	58-530041-23	314
55028	296 - 22	58-380038-13	391A	58-530041-25	313
55035-1	296 - 23	58-380050-11	392A- 25	58-530041-25	314
55035-2	296 - 24	58-380051-11	392A	58-530041-27	313
55035-3	296 - 17	58-380069-1	391A-006	58-530041-27	314
55035-4	296 - 18	58-380069-1	391	58-530041-28	313
55035-5	296 - 19	58-380069-3	391	58-530041-28	314
55035-6	296 - 28	58-380069-3	391A	58-530041-29	317
55035-7	296 - 21	58-380069-5	391 - 10	58-530041-31	317
55036	296 - 37	58-380071-1	314C-039	58-530045-1	313B
55036-1	296 - 36	58-380071-1	314D-047	58-530045-1	313
55037	296 - 32	58-380071-1	314A-041	58-530045-1	313A
5555-25	361 - 12	58-380071-1	314B-038	58-530045-1	314
561	218A- 9	58-380071-13	313C-060	58-530045-13	314B-030
561	218A- 6	58-380077-1	391A-003	58-530045-13	314C-031
5640556	355 - 12	58-380077-3	391A	58-530045-14	314B
5677	213 - 42	58-380085-3	391A-007	58-530045-14	314C
5705	214 - 14	58-380090-5	214A	58-530045-2	313
57666-0001	490A	58-380090-5	213	58-530045-2	313A
57674-0001	490A	58-420021-3	097	58-530045-2	313B
57682-0101	490A	58-420057-3	110	58-530045-2	314
58-100026-5	015	58-420060-1	104A- 33	58-530045-3	313B-032
58-100026-7	015	58-420061-1	104A- 35	58-530045-3	313A-033

B E E C H C R A F T
BONANZA V35B
I L L U S T R A T E D P A R T S C A T A L O G

PART NUMBER	FIGURE & ITEM NO.	PART NUMBER	FIGURE & ITEM NO.	PART NUMBER	FIGURE & ITEM NO.
58-530045-3	313C-033	58-530105-1	417A- 10	58-530132-13	311 -025
58-530045-3	314 - 30	58-530106-1	417A- 2	58-530132-15	311 -027
58-530045-5	313C	58-530106-11	311C	58-530132-65	311 -026
58-530045-6	313C	58-530106-5	311C-002	58-530132-73	311 -028
58-530045-7	314B	58-530106-7	311C	58-530133-1	311
58-530045-7	314C	58-530106-9	311C	58-530133-3	311
58-530045-7	314A	58-530108-1	313	58-530133-5	311 -029
58-530045-7	314D	58-530108-15	314	58-530133-7	311
58-530045-8	3140-023	58-530108-17	314	58-530134-1	311 -030
58-530045-8	314A-022	58-530108-29	314	58-530134-1	311
58-530045-8	314B-022	58-530108-31	314	58-530134-11	110
58-530045-8	314C-023	58-530108-39	314	58-530134-11	311 -054
58-530046	313A-034	58-530108-43	313	58-530134-11	311A
58-530046-1	313C-034	58-530108-43	314	58-530134-11	311A-039
58-530046-1	313 - 34	58-530108-45	313	58-530134-11	311A-042
58-530046-1	314 - 31	58-530108-45	314	58-530134-11	311A-048
58-530046-4	314D	58-530108-47	313	58-530134-11	324
58-530055-1	311A-021	58-530108-57	314	58-530138-1	324
58-530072-1	313	58-530108-48	313	58-530139-1	313
58-530072-1	314	58-530108-48	314	58-530139-1	324
58-530072-3	313	58-530108-49	313	58-530139-11	324
58-530072-3	314	58-530108-49	314	58-530139-2	324
58-530075-1	327	58-530108-51	313	58-530139-3	324 - 57
58-530075-1	327A	58-530109-51	314	58-530139-4	324
58-530075-3	327A-008	58-530108-57	313	58-530139-4	324
58-530075-3	327	58-530108-59	313	58-530139-5	324
58-530075-5	327	58-530108-7	313	58-530139-9	324
58-530075-5	327A	58-530108-9	313	58-530140-1	313
58-530076-11	324	58-530109-1	417A- 11	58-530140-1	324 - 56
58-530076-13	324	58-530110-3	311C-006	58-530141-1	313
58-530076-7	324	58-530110-3	417A- 9	58-530141-1	324 - 61
58-530080-1	313	58-530115-1	311 -010	58-530144-1	097
58-530080-1	314	58-530118-1	314	58-530144-3	097
58-530081-19	313	58-530118-1	313	58-530145-1	311A
58-530081-19	324 - 59	58-530118-7	313	58-530145-1	311
58-530081-29	324 - 60	58-530118-7	314	58-530145-2	311
58-530081-57	324	58-530120-1	313B	58-530145-2	311A
58-530082-1	313	58-530120-1	313	58-530145-3	311A-013
58-530082-1	314	58-530120-1	314	58-530145-3	311B-012
58-530083-1	311	58-530120-1	324	58-530145-3	311 -003
58-530083-3	311	58-530120-11	324	58-530145-3	311 -033
58-530083-5	311 -053A	58-530120-13	324	58-530146-1	311
58-530084-1	110	58-530120-15	324	58-530146-3	311
58-530085-1	311	58-530120-29	3140	58-530146-5	311 -006
58-530085-3	311 -053	58-530120-29	314C	58-530146-7	311
58-530086-1	311	58-530120-3	313A	58-530146-9	311
58-530086-3	311 -048	58-530120-33	313B	58-530147-1	311 -002
58-530086-5	311A	58-530120-33	314A-045	58-530147-1	311B-004
58-530087-1	311	58-530120-33	314B-042	58-530147-1	311A-005
58-530087-3	311	58-530120-33	324	58-530147-3	311 -021
58-530087-5	311 -051	58-530120-5	324	58-530147-3	311A-016
58-530088-1	311	58-530121-7	324	58-530147-3	311B
58-530088-3	311	58-530121-9	324	58-530152-7	312A-035
58-530088-5	311 -056	58-530124-1	311	58-530152-7	312B-039
58-530095-1	417A-017	58-530124-3	311 -015	58-530157-1	312B-030
58-530095-1	417B-001	58-530124-5	311	58-530157-1	324 - 64
58-530096-1	097	58-530124-6	311 -016	58-530157-1	411 -091
58-530096-1	417A	58-530125-1	392A	58-530158-1	312A-025
58-530096-5	417A	58-530125-1	392	58-530158-1	312B-031
58-530096-7	417A	58-530125-11	392A	58-530158-1	324 - 69
58-530097-1	417A	58-530125-11	392	58-530158-1	411 -092
58-530097-5	417A	58-530125-13	392A- 9	58-530158-3	411
58-530097-9	417A	58-530125-13	392	58-530158-5	324 - 70
58-530098-1	417A- 1	58-530125-15	392A- 12	58-530159-11	324 - 68
58-530098-5	417A	58-530125-15	392	58-530159-15	324
58-530098-9	417A	58-530125-5	392A	58-530159-17	324 - 67
58-530100-1	417B-002	58-530125-5	392	58-530159-19	324 - 66
58-530100-1	417A-018	58-530125-9	392A- 7	58-530159-3	312A-026
58-530101-1	417A- 12	58-530125-9	392	58-530159-3	312B-032
58-530101-5	417A	58-530128-1	324	58-530159-3	324 - 65
58-530103-1	417A	58-530128-3	324	58-530160-1	312A
58-530103-3	417A	58-530129-1	324	58-530160-1	312B-034
58-530104-1	417A- 13	58-530130-1	324	58-530160-3	312A-028

B E E C H C R A F T
B O N A N Z A V 3 5 B
I L L U S T R A T E D P A R T S C A T A L O G

PART NUMBER	FIGURE & ITEM NO.	PART NUMBER	FIGURE & ITEM NO.	PART NUMBER	FIGURE & ITEM NO.
58-530160-3	312B	58-530184-25	314	58-530222-23	311B
58-530160-5	312A-029	58-530184-37	313	58-530222-3	311A
58-530160-5	312B	58-530184-37	314	58-530222-5	311A-044
58-530161-11	311A-007	58-530184-39	313	58-530223-1	311A
58-530161-29	311A-020	58-530184-5	313	58-530223-5	311A
58-530161-3	311A	58-530184-51	313	58-530224-1	313C
58-530161-39	311A	58-530184-51	314	58-530224-1	313A
58-530161-43	311A	58-530184-52	313	58-530224-1	313B
58-530163-1	311A	58-530184-52	314	58-530226-1	313C
58-530163-3	311A	58-530184-53	313	58-530226-1	313A
58-530164-1	311A-019	58-530184-53	314	58-530227-1	015
58-530165-3	110 - 71	58-530184-55	313	58-530227-3	015
58-530165-5	110 - 72	58-530184-55	314	58-530229-1	097
58-530165-7	311B	58-530184-55	314B	58-530231-1	313B-049
58-530166-1	311A	58-530184-57	313	58-530231-1	313A-054
58-530166-13	110 - 74	58-530184-59	313	58-530231-1	314B
58-530166-13	311A-037	58-530184-63	314B	58-530231-1	314C-047
58-530166-15	110 - 75	58-530184-7	313	58-530232-1	097
58-530166-15	311A-038	58-530185-1	313A-045	58-530233-1	097
58-530166-17	110 - 76	58-530185-1	313B-041	58-530233-1	313C-061
58-530166-19	110 - 77	58-530185-1	313A-046	58-530251-1	016
58-530166-23	311A	58-530185-1	313C-051	58-530253-7	392A
58-530166-27	311A	58-530185-1	314B-031	58-530258-1	110
58-530166-29	311A-036	58-530185-1	314C-032	58-530258-1	016 -045
58-530166-3	110	58-530185-1	314A-034	58-530258-3	110
58-530166-3	311A	58-530185-1	314D-040	58-530258-3	016 -046
58-530166-5	110 - 73	58-530185-1	314	58-530299-1	313C
58-530166-5	311A-035	58-530186-1	313	58-534045-3	313 - 33
58-530166-7	110	58-530186-1	314	58-550011-33	417A
58-530169-11	311A	58-530191-1	312A-027	58-550011-7	417A
58-530169-15	311A	58-530191-1	312B-033	58-550011-9	417A-027
58-530169-25	311A	58-530191-1	411 -093	58-550012-1	417A-023
58-530169-27	311A-045	58-530191-1	016	58-550012-2	417A-024
58-530169-3	110	58-530192-1	016 - 38	58-550013-1	417A-022
58-530169-9	311A	58-530195-1	311A-040	58-550014-1	417A-028
58-530170-3	311A	58-530199-1	392A	58-550028-7	417B
58-530170-5	110 - 68	58-530200-1	392A	58-560000-113	341B-024
58-530170-5	311A	58-530200-13	392A	58-560000-113	341A-041
58-530171-1	311A	58-530200-3	392A	58-560000-123	341A-043
58-530171-3	110	58-530201-15	392A	58-560000-123	341
58-530171-3	311A	58-530201-21	392A	58-560000-27	341A-053
58-530171-5	311A-043	58-530201-25	392A	58-560000-79	341A-058
58-530173-7	324	58-530201-5	392A	58-560000-79	341
58-530179-1	311A	58-530201-7	392A	58-560000-81	341A-049
58-530179-11	311A	58-530202-3	311A	58-560000-81	341
58-530179-13	311A	58-530202-5	110 - 69	58-560000-83	341
58-530179-13	311A	58-530202-7	110 - 70	58-560000-83	341A
58-530179-15	311A	58-530202-7	311A	58-560000-89	341
58-530179-3	311A	58-530203-1	016	58-560000-89	341A-062
58-530179-5	311A	58-530207-3	311A	58-560000-91	341A-056
58-530179-7	311A	58-530207-3	324	58-560000-91	341
58-530179-9	311A	58-530207-9	311A	58-560001-113	341
58-530180-1	311A-009	58-530214	311A	58-560001-133	341
58-530180-1	327	58-530214-5	311A	58-560003-41	341B-026
58-530180-3	311A-022	58-530216-23	317A	58-560003-45	341B-028
58-530180-3	327	58-530218-1	317A	58-560012	341A
58-530182-1	314	58-530218-13	317A	58-560013	341A
58-530182-1	313	58-530218-5	317A	58-560015	391 - 11
58-530182-11	313A	58-530218-9	317A-018	58-8001-1 S	223
58-530182-13	313A	58-530219-1	314B-037	58-8001-1 S	395
58-530182-13	314B	58-530219-1	314A-039	58-810023-1	213
58-530182-15	313A	58-530219-29	313B-038	58-910021-1	194 - 14
58-530182-15	314A	58-530219-29	313A-043	58-920034-25	281
58-530182-5	313A	58-530219-5	314A-040	58-920034-25	015 -022
58-530182-5	314	58-530219-5	314B-036	58-920034-27	281
58-530182-7	313	58-530219-57	313A-042	58-920034-27	015
58-530182-7	314	58-530219-61	313A	58-920051-5	241 - 55
58-530183-5	314D	58-530219-7	313B-039	58-920051-5	241B-034
58-530183-5	314C	58-530220-1	392A- 15	59-380071-1	317A-017
58-530184-1	313	58-530221-1	311A	6-32 X 3/4	251 - 9
58-530184-13	314	58-530222-17	311B-035B	6-32 X 7/8	250 - 14
58-530184-15	314	58-530222-17	311B	6-32X3/4LG	251A-009
58-530184-23	314	58-530222-21	311B	6-32X3/4LG	250A-009

B E E C H C R A F T
B O N A N Z A V 3 5 B
I L L U S T R A T E D P A R T S C A T A L O G

PART NUMBER	FIGURE & ITEM NO.	PART NUMBER	FIGURE & ITEM NO.	PART NUMBER	FIGURE & ITEM NO.
6C5XD	281 - 32	60-530046-1	313 - 28	60-530161-1	313B-031
6F2	161	60-530046-1	314 - 23	60-530161-1	313C-031
6J2GDS	357A-012	60-530046-1	314B-028	60-530161-1	314B-021
6LC-C6	101	60-530046-1	314C-029	60-530161-1	314C-030
6LC-C6	202	60-530046-2	313B	60-530161-1	314D-022
6LC-C8	101	60-530046-2	313C-029	60-530161-1	314C-022
6LC-C8	102	60-530046-2	313 - 29	60-530161-1	314A-021
6LC-C8	102	60-530046-2	313A-029	60-530161-1	314B-029
60-10	219A	60-530046-2	314 - 24	60-810081-1	015
60-1750-1	362A-009	60-530046-2	314B	60-810106-1	213
60-1750-3	362A	60-530046-2	314C	60-820029-1	206A-051
60-364011-13	223	60-530046-3	314D-021	60B7X-5	411 -032
60-364011-21	223	60-530046-3	314B-020	600-009-930	391 - 13
60-364011-3	223	60-530046-3	314A-020	6000	364
60-389017-3	354A-019	60-530046-3	314C-021	601000-1000324	241A-106
60-524080	156	60-530046-4	314C	601000-600082	241A- 80
60-524080-1	156	60-530046-4	314B	601001-800320	241A-114
60-524080-10	156	60-530046-4	314A	601054-600217	241A- 91
60-524080-13	156	60-530051-1	313A-035	6011	364
60-524080-14	156	60-530051-1	314 - 18	6041H187	354 - 8
60-524080-3	156 - 6	60-530051-3	313 - 35	6041H187129	111 - 64
60-524080-3	182A- 17	60-530052-1	313 - 38	6041H189	354A-060
60-524080-4	156	60-530052-3	313C-041	6041H190	354A-059
60-524080-9	156	60-530052-3	313B-037	6041H53A	354 -107
60-530013-11	314 - 4	60-530052-3	313A-038	60618-1	361A
60-530013-41	313B-030	60-530052-3	314 - 16	60618-1	361A
60-530013-41	313A-032	60-530054-1	313 - 42	60618-1	039B
60-530013-41	313 - 32	60-530054-1	313A-040	61-24	218A- 1
60-530013-41	313C-032	60-530054-1	314 - 19	61000-9ST-PA	223
60-530013-41	314 - 21	60-530124-9	324 - 19	61009-1	354
60-530013-41	314B-027	60-530139-1	313	61010-1	354
60-530013-41	314C-028	60-530139-1	314	62-15	218A- 2
60-530013-93	313A-013	60-530139-1	327	62065	394
60-530039-13	314 - 14	60-530139-10	327	628260	241A- 8
60-530039-14	314 - 15	60-530139-11	327	628260	245A- 35
60-530039-23	313C-021	60-530139-117	313A	628555-1	241A-138
60-530039-23	313B-022	60-530139-117	313	628572	241A-137
60-530039-23	314B-003	60-530139-117	327	628675	241A-135
60-530039-23	314A-003	60-530139-119	313B	629436	359C
60-530039-23	314C-003	60-530139-119	314	629904-2A2	241 - 6
60-530039-23	314D-003	60-530139-119	314A	629904-2A2	241B-011
60-530039-24	313C-022	60-530139-119	314B	63-11	218A- 4
60-530039-24	313B-023	60-530139-119	327	630691	359C
60-530039-24	314D	60-530139-121	327	631427A1	241 - 7
60-530039-24	314A	60-530139-123	327	631427A1	241B-006
60-530039-24	314C	60-530139-125	327	631544	241
60-530039-24	314B	60-530139-127	327	632210	241 - 5
60-530039-3	313 - 23	60-530139-129	327	632399	241A-010
60-530039-3	313A-021	60-530139-13	327 - 1	632399	241B-012
60-530039-4	313A-022	60-530139-131	327	632399	241 - 67
60-530039-4	313 - 24	60-530139-14	327	632729-1	245A- 37
60-530040-1	314 - 2	60-530139-15	327 - 2	632729-2	241A- 7
60-530040-1	313A-024	60-530139-17	327 - 7	632881	241
60-530040-1	313 - 2	60-530139-19	327 - 8	633	109
60-530040-5	313C-024	60-530139-2	314	633277	241A-103
60-530040-5	313B-025	60-530139-2	313	633277	241
60-530041-1	313 - 41	60-530139-2	327	633282	241A-140
60-530041-1	313A-039	60-530139-21	327 - 9	633311	241A
60-530041-1	314 - 20	60-530139-25	327	633311	241 - 9
60-530043-3	314 - 26	60-530139-27	327 - 3	633342-10	359D-002
60-530043-3	313 - 25	60-530139-29	327 - 4	633342-10	359C-002
60-530043-5	313A-025	60-530139-3	327	633627-1	241A- 5
60-530043-7	313B-026	60-530139-31	327 - 5	634063	241
60-530043-7	313C-025	60-530139-33	327	634592	241B-004
60-530043-7	314B-025	60-530139-35	327A-004	634592	241A- 3
60-530043-7	314C-026	60-530139-35	327 - 12	634592	357
60-530044	314 - 22	60-530139-37	327 - 10	634785	241A- 2
60-530045	313A-031	60-530139-4	327	6350A25-0C	341A-001
60-530045	314 - 29	60-530139-5	327	6350A25-0C	341B-034
60-530045	313 - 31	60-530139-6	327	6350A25-0C	341 - 1
60-530046-1	313B-029	60-530139-7	327	6350A27-0C	341B
60-530046-1	313C-028	60-530139-8	327	6350A34-0C	341 - 19
60-530046-1	313A-028	60-530139-9	327	635996	241

B E E C H C R A F T
B O N A N Z A V 3 5 B
I L L U S T R A T E D P A R T S C A T A L O G

PART NUMBER	FIGURE & ITEM NO.	PART NUMBER	FIGURE & ITEM NO.	PART NUMBER	FIGURE & ITEM NO.
635996	241A- 4	642972	3590-019	800327-01	341A
635996	241B-005	642973-1	3590-020	800327-01	341B
636141	241A- 6	642973-2	3590	800327-01	341
636141	241 - 10	642975	3590-028	801144-01	341
636603	241B	642976	3590-032	801144-02	341B
636603	241	642978	3590-031	801145-00	341
637847	241B	642979	3590-033	801145-01	341B
637847	357A	642984	3590-009	8047	214 - 1
638154-16A2	241B	642985	3590-010	8057-29	245A- 38
638154-2A3	241B-010	642986	3590-012	8057-39	241A- 19
64-15	218A- 7	643018	3590-034	8058	214 - 7
64-15A	218A	643700A1	359C-003	81A16758	099
640030	241B-007	643702	359C-009	81A16758	099A
640778	425 -003	643703	359C-008	82NB2	249A- 21
640789	359A	643704	359C-036	824-50	341A-040
640801	425 -005	646096	425	8282	214 - 8
641617	3590-014	65-001022-11	250 - 19	834-78	249 - 36
641668	241B	65-27	218A- 16	837-8	241
641668	359B	65A2206	311B	837-8	249
641670	241B-003	66-30	218A- 5	838-58	249
641670	359	66-30	218A- 8	8480	248 - 25
642055	241B	67-270	250A	8482	248
642055	3590	67-275	251A	840-83	249
642056	359C	678	109	8409	156
642056A2	359C	68K53	241B	8409	182A- 19
642362	359C	69-4	218A- 10	8540	341 - 66
642413	3590-005	7 00X6	202	855	354
642413	359C-005	7 00X6 6P TT	202 - 65	8555-R20S-PG	391 - 17
642424	359C-027	7/32 DIA	222 - 17	8555I-G5STD	354 -112
642436	359C-011	7/32 DIA	222 - 27	8555I-G5STD	354 - 62
642438	3590-025	7A3723	358 -009	8555I-R2STD	354 - 63
642438	359C-032	7A3724	358 -008	8555IR2DSP6	411 -006
642439	359C-035	70-111224	223 - 8	855291SI-G5	354A-039
642439-2	3590-011	70-18	490A	855291SI-R2	354A-038
642439-2	359C-015	701-20	241	855291SIR20S-P6	391A-011
642439-3	359C-010	701-20	245	8570	341 - 67
642439-3	3590-008	701-21	245	8580	341B-039
642441	359C-026	701-21	241	86535-078-137	241A-111
642441	3590-016	701-4	245 - 6	8791-500	362 - 17
642443	3590-021	701-4	241 -026	88	151 - 5
642443	359C-028	701-5	241 - 27	8802-12	341B-032
642444	359C-025	701-5	245 - 7	8857K40	354
642448	3590-022	701148-7-2	362A	8858K40	354A-036
642448	359C-029	701571	362A	8858K82	354A
642448-1	3590-023	7207	391A	89	417 - 97
642448-1	359C-030	7270-5-10	415 -006	8906K1041	354 - 64
642450	359C-034	73-10	218A	9A1506	358 -006
642451	3590-024	7351231	241	90-2014	359B-005
642451	359C-031	739-4	219A- 27	90-2043	359B-001
642452	359C-023	739-4	219 - 49	90-2046	359A-002
642452	3590-015	739-4	219 - 70	90-3085-1	251
642454	359C-014	739-4	219A- 22	90-3085-1	250
642456	359C-016	739-4	241	90-38007-11	251A
642457-1	359C-006	739-4	241A	90-38007-5	250A-002
642457-1	3590-006	74-10	218A	90-38007-7	250A
642462	359C-022	74-10A	218A	90-38007-9	251A-002
642589	359C-001	7469	214 - 3	90-38008-1	250A
642589	3590-001	755-2-6	281	90-380010-3	223 - 27
642614	359C-013	7586	296 - 26	90-380010-5	223
642615-1	359C-012	7586	296	90-384019-1	411 -016
642616	359C-019	7756415	311 -055	90-818	359B-008
642617	359C-020	78R58	362 - 15	90-818	359A-013
642617-1	359C-021	79-022-094-0375	222 - 22	91-25	218A
642617-2	3590-013	79-022-094-0375	289 - 10	92-16	218A
642620-1	359C-017	79-022-094-0375	296 - 4	92056	221A-001
642620-2	359C-018	79-022-094-0625	289 - 11	92112	221A-005
642759	425 -004	79-032-156-0562	107 - 6	95-110014-309	037
642867A2	3590-003	7978	214 - 6	95-110014-310	037
642952	3590-036	8-32 X 1/4	2148-004	95-110014-313	037
642968	3590-030	8-32 X 1/4	214A-004	95-110014-314	037
642969	3590	8-6TRTX-0	411	95-110015-10	033
642970	3590-017	8X4075	359 - 15	95-110015-11	033 - 17
642971	3590-018	808TX	411 -025	95-110015-13	033

B E E C H C R A F T
BONANZA V35B
I L L U S T R A T E D P A R T S C A T A L O G

PART NUMBER	FIGURE & ITEM NO.	PART NUMBER	FIGURE & ITEM NO.	PART NUMBER	FIGURE & ITEM NO.
95-110015-14	033	95-420015-119	099 - 28	95-440006-221	097 - 63
95-110015-15	033 - 18	95-420015-12	099	95-440006-223	097
95-110015-153	034 - 5	95-420015-121	099 - 29	95-440006-227	103
95-110015-154	034	95-420015-13	099 - 40	95-440006-229	103 - 52
95-110015-155	034 - 4	95-420015-14	099	95-440006-231	103 - 53
95-110015-156	034	95-420015-145	314 - 43	95-440006-33	312A-013
95-110015-157	034 - 3	95-420015-15	099 - 45	95-440006-69	103 - 44
95-110015-158	034	95-420015-151	099 - 32	95-440006-69	013 - 33
95-110015-16	033	95-420015-16	099	95-440006-89	103 - 29
95-110015-17	033	95-420015-161	097 - 53	95-440006-9	097
95-110015-18	033	95-420015-163	097 - 54	95-440006-91	103
95-110015-19	033 - 19	95-420015-165	097	95-440006-93	103
95-110015-20	033	95-420015-167	097	95-440006-95	103
95-110015-21	033	95-420015-2	099	95-440014-47	112
95-110015-22	033	95-420015-29	099 - 30	95-450017-19	313A-051
95-110015-23	033 - 20	95-420015-3	099 - 43	95-450017-19	313B-046
95-110015-24	033	95-420015-31	099A-034	95-4719	218 - 11
95-110015-25	033 - 21	95-420015-31	099 - 38	95-524018-13	154
95-110015-26	033	95-420015-32	099	95-524018-15	154
95-110015-27	033	95-420015-32	099A	95-524018-17	154
95-110015-28	033	95-420015-4	099	95-524018-19	154 - 23
95-110015-29	033 - 22	95-420015-43	099 - 24	95-524018-21	154
95-110015-30	033	95-420015-45	099	95-524018-23	154 - 27
95-110015-31	033	95-420015-47	099A-037	95-524018-25	154
95-110015-32	033	95-420015-47	099	95-524018-3	154 - 20
95-110015-35	033	95-420015-48	099	95-524018-31	154
95-110015-36	033	95-420015-48	099A	95-524018-31	219A
95-110015-65	033	95-420015-49	099	95-524018-33	154 - 39
95-110015-66	033	95-420015-49	099A-036	95-524018-35	154 - 21
95-110015-67	033 - 6	95-420015-5	099 - 41	95-524018-5	154
95-110015-68	033	95-420015-50	099	95-524018-9	154 - 11
95-110015-72	033	95-420015-50	099A	95-530002-53	312 - 32
95-110015-9	033	95-420015-51	099	95-530002-73	312 - 35
95-110018	033	95-420015-52	099	95-530002-93	312 - 36
95-110041-61	033	95-420015-6	099	95-530002-95	312 - 37
95-110041-62	033	95-420015-601	099	95-534020	312
95-110041-69	033	95-420015-69	098 - 24	95-534042-3	324 - 2
95-110041-70	033	95-420015-7	099 - 39	95-550000-9	417 - 63
95-110041-73	033	95-420015-77	099 - 31	95-550001-31	417 - 65
95-110041-74	033	95-420015-8	099	95-550001-33	417 - 60
95-1989	218 - 19	95-420016-10	102 - 20	95-550001-35	417 - 68
95-24218	203 - 1	95-420016-19	102 - 7	95-550001-57	417
95-300001-31	203 - 17	95-420016-20	102	95-550001-59	417
95-300001-31	203 - 10	95-420016-21	102 - 8	95-554041-7	417 - 44
95-300001-64	218 - 18	95-420016-22	102	95-554043-1	417 - 127
95-3218	218 - 13	95-420016-25	102 - 6	95-554043-19	417
95-324035-13	392	95-420016-26	102 - 9	95-554043-21	417
95-324035-13	392A- 2	95-420016-35	102 - 12	95-554043-23	417 - 130
95-324063	016 - 11	95-420016-36	102	95-554043-25	417 - 129
95-32926	206	95-420016-37	314	95-554043-5	417 - 128
95-32926	207	95-420016-39	102 - 25	95-554043-603	417
95-35451	218 - 4	95-420016-39	314 - 41	95-5761	218 - 14
95-35452	218 - 10	95-420016-45	102 - 23	95-6867	203 - 3
95-35454	218 - 9	95-420016-9	102	95-6867	218 - 1
95-35522	203 - 16	95-420017-19	101 - 30	95-6926	203 - 6
95-35523	203 - 9	95-420017-19	101A- 26	95-6926	218 - 3
95-35576	203 - 11	95-420017-19	313 - 55	95-6974	203 - 4
95-35577	218 - 16	95-420017-5	101 - 26	95-7649	203 - 13
95-35625	218 - 17	95-420017-5	313 - 54	95-810002-37	202 - 53
95-364013-1	361 - 1	95-420111-95	098 - 23	95-810002-38	202
95-364013-13	103 - 1	95-430015-93	110	95-810017-13	211
95-364027-19	362 - 21	95-430015-94	110	95-810017-13	213
95-364027-21	361	95-43686	203 - 14	95-810017-15	213
95-364027-21	362	95-440006-1	103	95-810017-19	211
95-364027-31	361 - 2	95-440006-111	097 - 64	95-810017-19	213
95-380010	104A- 22	95-440006-136	103	95-810017-21	213
95-380010	104 - 53	95-440006-161	097 - 72	95-810019-43	154 - 57
95-41898	207 - 2	95-440006-167	103 - 45	95-810019-43	219A-077
95-41899	207 - 1	95-440006-171	103	95-810019-43	219
95-420012-3	104 - 75	95-440006-205	097	95-814005-9	219 - 53
95-420015-1	099 - 42	95-440006-206	097	95-824005-601	206
95-420015-11	099 - 44	95-440006-209	097 - 62	95-824018-3	212
95-420015-117	099 - 27	95-440006-211	097	95-824019-1	212 - 021F

B E E C H C R A F T
B O N A N Z A V 3 5 B
I L L U S T R A T E D P A R T S C A T A L O G

PART NUMBER	FIGURE C ITEM NO.	PART NUMBER	FIGURE C ITEM NO.	PART NUMBER	FIGURE C ITEM NO.
95-824019-3	212 - 19	96-380046-11	281	96-420033-27	104 - 82
95-8249	203 - 5	96-380046-12	281	96-420033-29	104 - 81
95-910019-11	241	96-380046-9	281	96-420033-3	104
95-910019-11	245	96-384019-1	392 - 37	96-420033-35	104A
95-910019-15	241 - 38	96-384020-3	241A- 58	96-420033-37	104A- 34
95-910019-15	245 - 15	96-384020-3	241 - 82	96-420033-39	104A
95-910019-25	241 - 37	96-384020-3	392	96-420033-5	104A- 40
95-910019-25	245 - 14	96-384021-3	241 - 86	96-420033-5	104 - 90
95-910019-27	241B	96-384021-3	241A- 52	96-420138-1	107
95-910020	244 - 42	96-384021-3	392	96-420140-1	107 -037
95-910020	356	96-384022-1	241 - 92	96-430010-17	097 - 69
95-921014-1	015 -021	96-384022-1	241A- 56	96-430010-18	097
95-921014-3	015	96-384022-1	392	96-430010-37	110 -065
95-9279	218 - 12	96-384050-5	354	96-430010-38	110
95-9279	218A- 12	96-384050-5	354A	96-430010-53	110
95-9491	218 - 2	96-384050-7	223 - 11	96-430010-73	110 -066
95094	221A-002	96-384050-9	354A-037	96-430010-83	110
95103	221A-004	96-384050-9	354	96-430011-17	106 - 8
96-110007-13	034	96-384058-7	392	96-430011-21	106 - 13
96-110007-14	034	96-389002-1	241	96-430011-23	106 - 10
96-110007-3	034	96-389002-1	241A	96-430011-25	106 - 9
96-110007-4	034	96-410032-33	111 - 77	96-430011-27	106
96-110007-5	033 - 34	96-420001-101	097 -049	96-430011-29	106 - 11
96-110007-6	033	96-420001-57	097	96-430018-1	097 - 79
96-110007-609	033 - 9	96-420001-83	097 - 51	96-440012-1	394
96-110007-610	033	96-420001-85	097 - 47	96-440025-5	311B
96-110007-7	033	96-420001-91	097	96-524029-21	156
96-110007-8	033	96-420001-95	097 - 52	96-524029-23	156
96-110019-1	036 - 43	96-420001-97	097	96-524029-31	156 - 10
96-340045-29	156	96-420001-99	097 - 70	96-524029-33	156
96-340045-39	156	96-420016-1	107 - 19A	96-524033	364 - 18
96-340045-41	156	96-420016-101	107 - 22	96-530002-83	312 - 38
96-340045-41	364	96-420016-103	107 - 29	96-530002-85	312 - 45
96-340045-53	156 - 47	96-420016-104	107 - 30	96-530006-79	312A-030
96-340071-35	417	96-420016-11	107 - 11	96-530006-79	312
96-340071-37	417	96-420016-121	107 - 20	96-530006-79	312B-035
96-361011	355	96-420016-13	107 - 18	96-530007-191	311
96-364012-5	360 -004	96-420016-135	107	96-530007-191	311B
96-364013-1	324 - 34	96-420016-15	107 - 12	96-530007-191	311A
96-364013-3	324	96-420016-159	107 - 5	96-530007-217	312
96-364061-1	354 - 76	96-420016-161	107 - 7	96-530007-219	312
96-364085-1	354	96-420016-167	107 - 23	96-530007-259	312
96-364085-11	354	96-420016-17	107 - 17	96-530007-99	311
96-364085-11	354A-035	96-420016-177	107 - 19	96-530007-99	311B-029
96-364085-3	354 - 54	96-420016-203	107	96-530007-99	311A
96-364085-9	354A-034	96-420016-21	107 - 25	96-530008-13	311 -039
96-364085-9	354	96-420016-217	107	96-530008-21	311 -022
96-364087-3	362A- 2	96-420016-233	107	96-530008-21	311A-024
96-364090-1	156	96-420016-25	107 - 27	96-530008-25	311A-029
96-364090-15	156	96-420016-251	107	96-530008-25	311B-027
96-364090-2	156	96-420016-27	107 - 10	96-530008-25	311 -036
96-364090-21	156 -033	96-420016-29	107 - 15	96-530008-29	311
96-364090-25	156	96-420016-5	107 - 14	96-530008-33	311B
96-364090-3	156 - 30	96-420016-55	107 - 34	96-530008-33	311
96-364090-4	156	96-420016-55	107 - 13	96-530008-33	311A
96-364090-5	156 - 31	96-420016-57	107	96-530008-37	311
96-364090-6	156	96-420016-59	107 - 35	96-530008-37	311A
96-364090-9	156 - 37	96-420016-71	107 - 24	96-530008-5	311 -023
96-380016-5	392 - 35	96-420016-73	107 - 26	96-530008-51	311 -001A
96-380021-21	426 -003	96-420016-9	107 - 21	96-530008-51	311A-002
96-380021-27	426	96-420016-95	107 - 9	96-530008-54	311A-026
96-380034-25	219A- 14	96-420016-97	107 - 2	96-530008-55	311A-015
96-380034-3	220	96-420016-99	107 - 28	96-530008-55	311B-025
96-380034-3	219 - 22	96-420030-1	110	96-530008-57	311A-028
96-380034-3	220	96-420030-3	110	96-530008-57	311 -035
96-380035-1	287	96-420033-1	104	96-530008-57	311B-028
96-380035-3	287	96-420033-11	104A- 36	96-530008-59	311 -040
96-380036-3	281 - 60	96-420033-11	104 - 86	96-530008-59	311B-031
96-380040-11	285	96-420033-13	104A- 39	96-530008-61	311
96-380041-1	281 -054	96-420033-13	104 - 89	96-530008-61	311A
96-380042-1	281	96-420033-15	104 - 85	96-530008-61	311B
96-380042-3	281	96-420033-23	104 - 84	96-530008-63	311
96-380046-10	281	96-420033-25	104 - 83	96-530008-67	311A-030

B E E C H C R A F T
B O N A N Z A V 3 5 B
I L L U S T R A T E D P A R T S C A T A L O G

PART NUMBER	FIGURE & ITEM NO.	PART NUMBER	FIGURE & ITEM NO.	PART NUMBER	FIGURE & ITEM NO.
96-530008-69	311A	96-534073-51	3138-002	96-550013-109	417
96-530008-9	311 -034	96-534073-51	313A-002	96-550013-111	417
96-530009-25	311 -001	96-534073-51	313C-002	96-550013-113	417
96-530017-119	311A-023	96-534073-57	313 - 3	96-550013-115	417
96-530017-137	311B-024	96-534073-57	313A-001	96-550013-117	417 -106
96-530017-141	311B	96-534073-67	313	96-550013-125	417
96-530017-145	311B-006	96-534073-67	313A	96-550013-127	417
96-530017-163	311A	96-534073-7	313	96-550013-129	417
96-530017-29	311A-025	96-534073-7	313A	96-550013-145	417
96-530017-39	311A-027	96-534073-71	313	96-550013-147	417 - 89
96-530017-49	311A	96-534073-71	313A	96-550013-33	417 - 96
96-530017-59	311A	96-534073-73	313	96-550013-35	097 - 74
96-530017-73	311A	96-534073-73	313A	96-550013-35	417 -102
96-530017-81	311A	96-534073-9	313A	96-550013-37	417 - 90
96-530017-81	327	96-534073-9	314	96-550013-39	417 -105
96-530017-83	311A	96-534073-9	313	96-550013-49	417 -104
96-530017-85	311A-004	96-534074-1	314	96-550013-51	417 - 95
96-530019-119	311B-015	96-534074-11	314	96-550013-53	417 - 93
96-530019-149	311B-003	96-534074-19	314	96-550013-57	097 - 75
96-530019-155	311B	96-534074-21	314 - 11	96-550013-58	097
96-530019-157	311B-040	96-534074-23	314 - 3	96-550013-59	097 - 76
96-530019-37	311B	96-534074-23	314A-007	96-550013-60	097
96-530019-39	311B	96-534074-23	314D-007	96-550013-607	417
96-530019-41	311B	96-534074-23	314B-007	96-550013-61	097 - 77
96-530019-43	311B	96-534074-23	314C-007	96-550013-610	417
96-530019-53	311B-032	96-534074-3	314	96-550013-62	097
96-530019-59	311B-026	96-534074-43	314	96-550013-63	097 - 78
96-530019-65	311B-030	96-534074-45	314	96-550013-75	417
96-530019-83	311B	96-534093-1	324	96-550013-77	417 -108
96-534011-15	311	96-534125-5	312	96-550013-83	417 -100
96-534011-3	311 -045	96-534125-7	312	96-550013-85	417 -107
96-534011-7	311 -046	96-534125-9	312	96-550013-91	417 -110
96-534011-7	324	96-534126-1	312A-038	96-550013-95	417
96-534039-1	317	96-534126-3	312A-037	96-550013-97	417 - 99
96-534039-15	317	96-534128-7	312A	96-550013-99	417
96-534039-3 C	317 - 17	96-534128-9	312A	96-550015	417
96-534039-41	317A	96-534129-1	312A	96-550015-1	417
96-534039-603	317	96-534131-1	311A	96-550015-11	417 -121
96-534042-3	317 - 22	96-534131-2	311A	96-550015-13	417 -116
96-534042-3	016 - 32	96-534131-3	110 - 78	96-550015-15	417 -120
96-534051-117	317	96-534131-3	311A	96-550015-15	417A
96-534051-119	317	96-534131-4	110	96-550015-17	417 -114
96-534051-123	317 - 12	96-534131-4	311A	96-550015-19	417
96-534051-129	317 - 11	96-534131-5	311A-041	96-550015-21	417A- 6
96-534051-131	317A	96-534131-6	311A-047	96-550015-21	417
96-534051-133	317A-012	96-534133-1	311A-011	96-550015-23	417
96-534051-137	317	96-534133-1	327	96-550015-29	417A- 7
96-534051-139	317	96-534133-2	311A	96-550015-3	417 -119
96-534051-141	317	96-534133-2	327	96-550015-9	417 -118
96-534051-25	317A	96-534133-3	327	96-554011	417 -103
96-534051-25	317 - 1	96-534133-4	327	96-554013-1	417 -115
96-534051-616	317	96-534137-1	314	96-554013-1	016 - 5
96-534051-617	317	96-534137-11	314	96-554022-5	324 - 39
96-534051-618	317	96-534137-13	314	96-560000-21	341A
96-534051-81	317 - 19	96-534137-3	314	96-560001-51	341A
96-534051-81	317A-001	96-534137-5	314	96-560004-13	341A
96-534051-82	317A	96-534137-7	314	96-560004-13	341 - 55
96-534051-82	317	96-534139-1	312A	96-560004-13	341A
96-534051-83	317A-005	96-534139-2	312A	96-560004-13	341A
96-534051-83	317 - 6	96-534139-3	312A-017	96-560004-13	341A
96-534071-3	313	96-534139-3	312B-021	96-560004-15	341 - 63
96-534071-3	314	96-534141-1	312A	96-560004-15	341A
96-534073-1	313	96-534141-11	312B	96-560004-21	341 - 64
96-534073-10	313A	96-534141-15	312B-038	96-560004-29	341 - 51
96-534073-10	314	96-534141-5	312A-033	96-560004-31	341A
96-534073-10	313	96-534141-9	312B-040	96-560004-31	341B-016
96-534073-15	314 - 7	96-534142-1	312A-034	96-560021-59	341 - 69
96-534073-31	313	96-534142-9	312B-041	96-560022-11	341 - 82
96-534073-43	313 - 39A	96-534146-3	311A	96-560022-11	341A-031
96-534073-45	313 - 40A	96-550013-101	417 -109	96-560022-11	341B-011
96-534073-49	313 - 39	96-550013-105	417	96-560022-13	341A-037
96-534073-5	313	96-550013-107	097	96-560022-17	341A-039
96-534073-51	313 - 4	96-550013-107	417	96-560022-19	341B

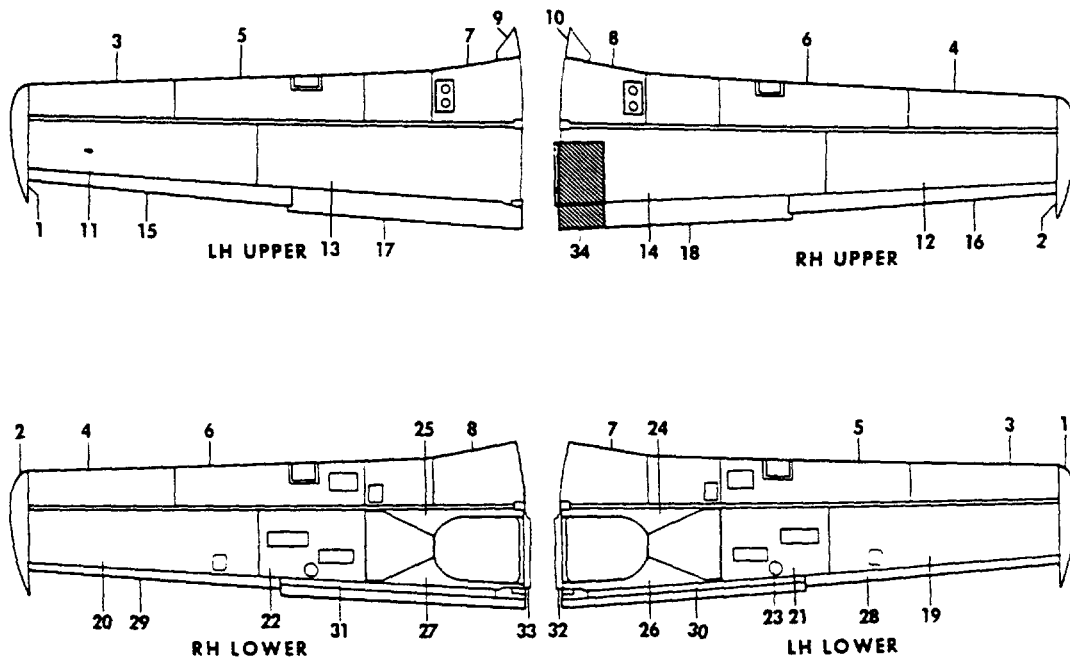
B E E C H C R A F T
B O N A N Z A V 3 5 B
I L L U S T R A T E D P A R T S C A T A L O G

PART NUMBER	FIGURE & ITEM NO.	PART NUMBER	FIGURE & ITEM NO.	PART NUMBER	FIGURE & ITEM NO.
96-560022-19	341A	96-810024-1	211 - 55	98293-1-060	341
96-560022-19	341	96-810024-3	211 - 57	98293-1-060	341
96-560022-21	341A	96-810024-5	211 - 56	99-384042	341 - 78
96-560022-23	341 - 70	96-810024-7	211	99-384042	341A-025
96-560022-23	341B-001	96-910020-151	244 - 29	99-384042	341B-002
96-560022-23	341A-023	96-910020-253	244 - 32	99-530073-14	327 - 11
96-560022-3	341B	96-910020-257	244 - 20	99-530073-15	313C-059A
96-560022-5	341B-009	96-910020-85	244 - 31	99-530073-15	314C
96-560022-5	341 - 71	96-910041-2	194 - 15	99785-2	099A
96-560022-5	341A-038	96-980012	111 - 37	99785-2	341
96-560022-601	341	96-980012	354 - 40	99785-2	341
96-560022-7	341 - 76	96033	296	99833P098	091
96-560022-7	341 - 81	98-2MS	099 - 4	99836	091A
96-560022-7	341A-026	98-32227C	017	99836	091
96-560022-7	341B-010	98-32227G	017	99871C098	099 - 16
96-810020	202 -089	98-32716E	017	99871C098	099A
96-810021	202	98-33281	017	99871C098	099A-016
96-810023-1	211 - 58	98-38441B	017	99871P-098	341A
96-810023-5	211 - 59	9802-01-00	099A-004	99871P098	341
96-810023-7	211	98265-1-100	091	99871P098	341
96-810024	211	98265-1-100	091A	99967C098	324

BEECHCRAFT
BONANZA V35B
ILLUSTRATED PARTS CATALOG

FIGURE 12
WING SKINS

BEECHCRAFT
 BONANZA V35B
 ILLUSTRATED PARTS CATALOG



35-12-3

B E E C H C R A F T
B O N A N Z A V 3 5 8
I L L U S T R A T E D P A R T S C A T A L O G

FIG. & ITEM NO.	PART NO.	DESCRIPTION							UNITS PER ASSY	USABLE ON CODE
		1	2	3	4	5	6	7		
12 - 1	35-170005-1	TIP ASSY,WING LH.	1	
- 2	35-170005-2	TIP ASSY,WING RH.	1	
- 3	35-115431-107	SKIN,LEADING EDGE LH /STA 122 TO 191/	1	
- 4	35-115431-108	SKIN,LEADING EDGE RH /STA 122 TO 191/	1	
- 5	35-115431-99	SKIN,LEADING EDGE LH /STA 47 TO 122/	1	
- 6	35-115431-100	SKIN,LEADING EDGE RH /STA 47 TO 122/	1	
- 7	50-110010-127	SKIN,LEADING EDGE LH /STA 23 TO 47/	1	
- 8	50-110010-128	SKIN,LEADING EDGE RH /STA 23 TO 47/	1	
- 9	35-115381	FILLET ASSY,LEADING EDGE LH	1	
- 10	35-115381-1	FILLET ASSY,LEADING EDGE RH	1	
- 11	35-115137-22	SKIN,MAIN WING UPPER OUTBD LH	1	
- 12	35-115137-23	SKIN,MAIN WING UPPER OUTBD RH	1	
- 13	35-115142-132	SKIN,MAIN WING UPPER INBD LH	1	
- 14	35-115142-55	SKIN,MAIN WING UPPER INBD RH	1	
- 15	35-115137-18	SKIN,TRAILING EDGE UPPER OUTBD LH	1	
- 16	35-115137-19	SKIN,TRAILING EDGE UPPER OUTBD RH	1	
- 17	35-115194-26	SKIN,TRAILING EDGE UPPER INBD LH	1	1
	35-115194-44	SKIN,TRAILING EDGE UPPER INBD LH	1	2
- 18	35-115194-35	SKIN,TRAILING EDGE UPPER INBD RH	1	
- 19	35-115199-26	SKIN,MAIN WING LOWER OUTBD LH	1	
- 20	35-115199-27	SKIN,MAIN WING LOWER OUTBD RH	1	
	35-115199-37	SKIN,MAIN WING LOWER OUTBD RH/RADAR/	1	3
- 21	35-115200-106	SKIN,MAIN WING LOWER CENTER LH	1	
- 22	35-115200-107	SKIN,MAIN WING LOWER CENTER RH	1	
- 23	35-115200-108	COVER,MAIN WING LOWER CENTER /ON -106 & -107/	2	
	35-115200-14	REINFORCEMENT	2	
- 24	35-115200-4	SKIN MAIN WING LOWER INBD LH	1	
- 25	35-115200-5	SKIN,MAIN WING LOWER INBD RH	1	
- 26	35-115200-2	SKIN,MAIN WING LOWER INBD LH	1	
- 27	35-115200-3	SKIN,MAIN WING LOWER INBD RH	1	
- 28	35-115199-24	SKIN,TRAILING EDGE LOWER OUTBD LH	1	
- 29	35-115199-25	SKIN,TRAILING EDGE LOWER OUTBD RH	1	
- 30	35-115265	SKIN,TRAILING EDGE LOWER INBD LH	1	
- 31	35-115265-1	SKIN,TRAILING EDGE LOWER INBD RH	1	
- 32	35-115200-6	SKIN,INBD LH	1	
- 33	35-115200-7	SKIN,INBD RH	1	
- 34	35-115301-617	WALKWAY ASSY,RH /STA 23 TO 45/	1	

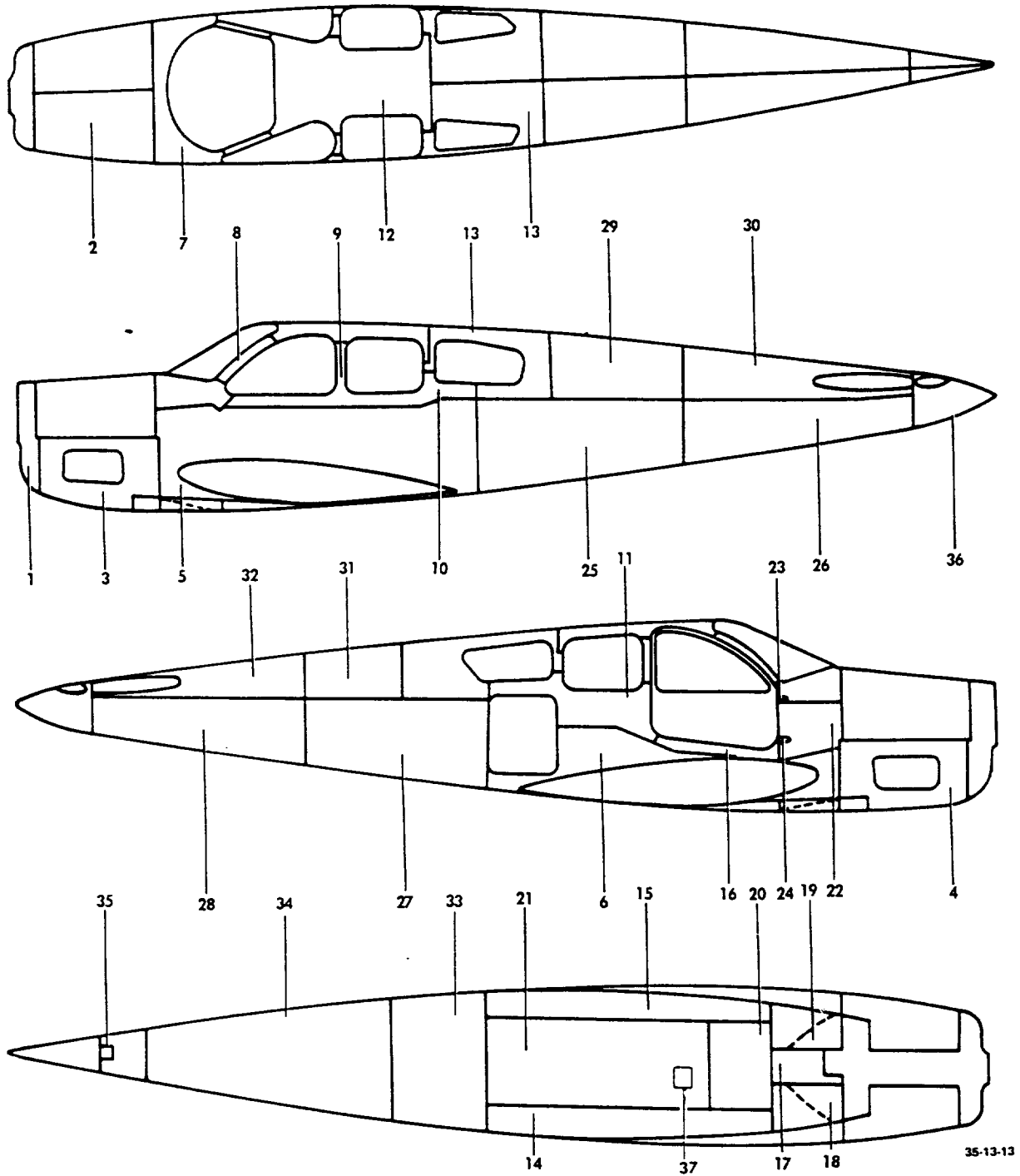
C O D E S O F E F F E C T I V I T Y

1 D-9069 THRU D-10178 2 D-10179 AND AFTER
3 D-10264 AND AFTER

BEECHCRAFT
BONANZA V35B
ILLUSTRATED PARTS CATALOG

FIGURE 13
FUSELAGE SKINS

BEECHCRAFT
BONANZA V35B
ILLUSTRATED PARTS CATALOG



B E E C H C R A F T
B O N A N Z A V 3 5 B
I L L U S T R A T E D P A R T S C A T A L O G

FIG. & ITEM NO.	PART NO.	1 2 3 4 5 6 7	DESCRIPTION	UNITS PER ASSY	USABLE ON CODE
13 - 1	002-410010-3		SKIN, NOSE COWL	1	
- 2	35-910321-19		SK IN, ENGINE COWL LH UPPER	1	
	35-910321-20		SK IN, ENGINE COWL RH UPPER	1	
- 3 R	35-410452-142		SK IN, ENGINE COWL LH LOWER	1	11
- 4 R	35-410452-143		SK IN, ENGINE COWL RH LOWER	1	11
	R 002-410027-55		SK IN, ENGINE COWL LH LOWER	1	12
	R 002-410027-56		SK IN, ENGINE COWL RH LOWER	1	12
- 5	002-430039-11		SK IN, FUSELAGE LH	1	4
	002-430039-83		SK IN, FUSELAGE LH	1	5
- 6	35-410452-190		SK IN, FUSELAGE RH	1	1
	002-430040-11		SK IN, FUSELAGE RH	1	2
	002-430040-101		SK IN, FUSELAGE RH	1	3
	002-430040-77		SK IN, FUSELAGE RH/WITH UTILITY BAGGAGE DOOR/	1	2
	002-430040-111		SK IN, FUSELAGE RH/WITH UTILITY BAGGAGE DOOR/	1	3
- 7	002-430008-89		SK IN, COWL TDP	1	
- 8	002-430008-79		SK IN, FWD LH	1	
- 9	002-430008-81		SK IN, CENTER LH	1	
- 10	002-430008-73		SK IN, LH	1	
- 11	002-430008-69		SK IN, RH	1	
- 12	002-430008-83		SK IN, CABIN TOP	1	
- 13	002-430008-191		SK IN, CABIN/UPPER AFT/LH/	1	
	002-430008-64		SK IN, CABIN/UPPER AFT/RH/	1	
- 14	002-430038-17		SK IN, CABIN BOTTOM LH	1	
- 15	002-430038-19		SK IN, CABIN BOTTOM RH	1	
- 16	002-430008-77		SK IN, RH	1	
- 17	002-410027-27		SK IN, NOSE BOTTOM/CENTER/	1	
- 18	002-410027-34		SK IN ASSY, NOSE BOTTOM/LH/	1	
- 19	002-410027-33		SK IN ASSY, NOSE BOTTOM/RH/	1	
- 20	35-410452-79		SK IN, CABIN BOTTOM CENTER	1	4
- 21	35-410452-183		SK IN, CABIN BOTTOM AFT CENTER	1	4
	002-430038-21		SK IN, CABIN BOTTOM/FS 68 TO 151/	1	5
- 22	002-430056-21		SK IN, CABIN/RH/FWD/	1	
- 23	002-430008-31		REINFORCEMENT, UPPER	1	
- 24	002-430056-23		REINFORCEMENT, LOWER	1	
- 25	35-410452-159		SK IN, FUSELAGE TAIL LOWER LH	1	6
- 26	35-410007-26		SK IN, FUSELAGE TAIL LOWER LH	1	6
	002-440011-107		SK IN, FUSELAGE TAIL/LWR LH/FS 151 TO 272/	1	7
- 27	35-410452-163		SK IN, FUSELAGE TAIL LOWER RH	1	6
- 28	35-410010-18		SK IN, FUSELAGE TAIL LOWER RH	1	6
	002-440012-95		SK IN, FUSELAGE TAIL/LWR RH/FS 151 TO 272/	1	7
	002-440022-31		SK IN, FUSELAGE TAIL/LOWER RH/WITH UTILITY DOOR/	1	
- 29	002-440011-109		SK IN, FUSELAGE TAIL UPPER LH	1	
- 30	002-440011-111		SK IN, FUSELAGE TAIL UPPER LH	1	
- 31	002-440012-99		SK IN, FUSELAGE TAIL UPPER RH	1	
- 32	002-440012-97		SK IN, FUSELAGE TAIL UPPER RH	1	
- 33	95-440006-69		SK IN, FUSELAGE BOTTOM FWD	1	6
- 34	35-410011-2		SK IN, FUSELAGE BOTTOM AFT	1	6
	002-440010-93		SK IN, FUSELAGE BOTTOM/FS 151 TO 257/	1	7
- 35	002-410012-17		SK IN, FUSELAGE BOTTOM	1	
- 36	35-400473-5		CONE ASSY, TAIL	1	8
	002-440033-9		CONE ASSY, TAIL	1	9
	002-440033-43		CONE ASSY, TAIL/28 VOLT/	1	10
- 37 R	002-430020-7		DOOR ASSY, LANDING GEAR ACCESS/SUPERSEDES	1	

35-410259-16 AND 35-420037-1/

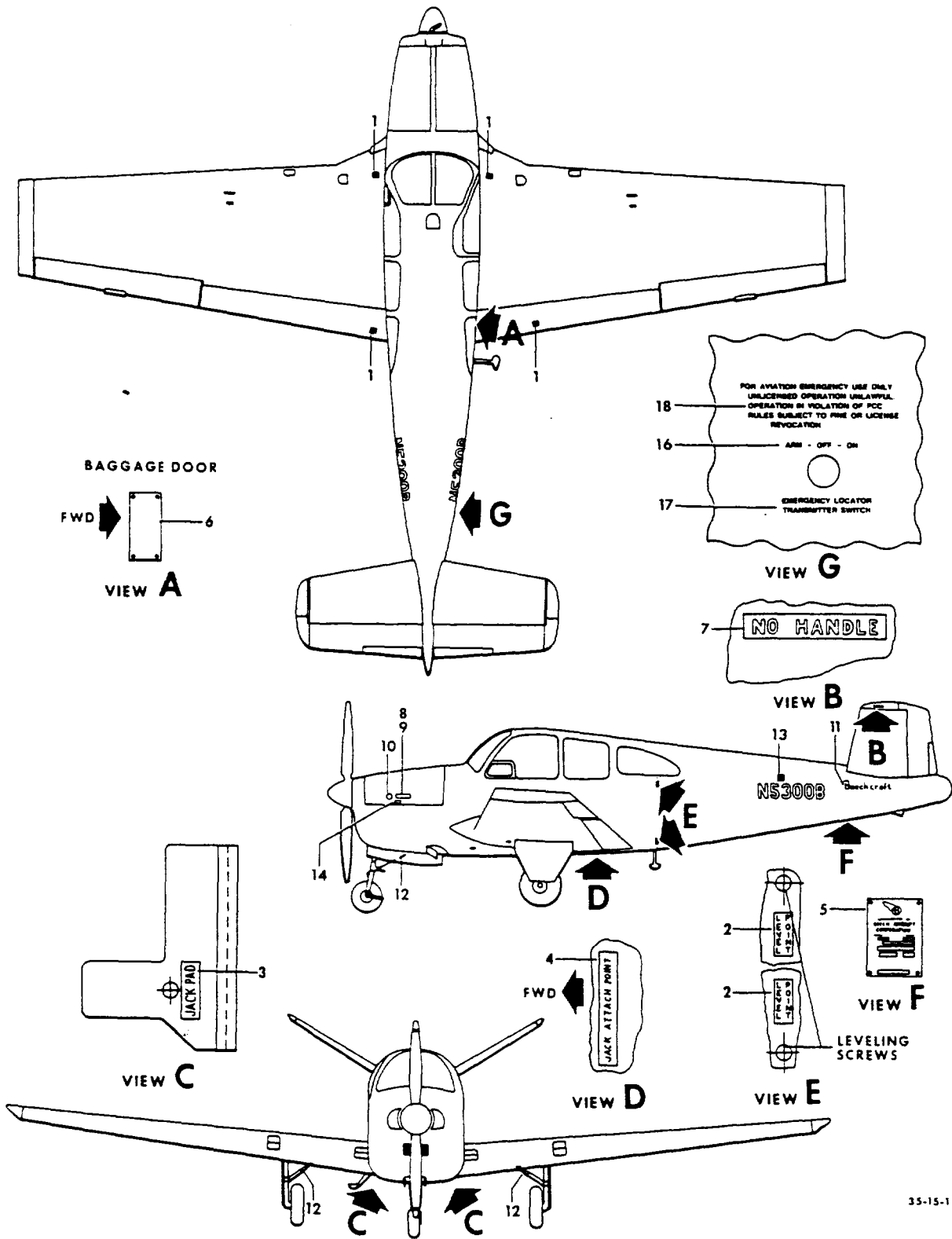
C O D E S O F E F F E C T I V I T Y

1	D-9069 THRU D-9399	2	D-9400 AND AFTER
3	D-10115 AND AFTER	4	D-9069 THRU D-10114, EXCEPT D-10084
5	D-10084, D-10115 AND AFTER	6	D-9069 THRU D-9331
7	D-9332 AND AFTER	8	D-9069 THRU D-9564
9	D-9565 THRU D-10119, EXCEPT D-10097	10	D-10097, D-10120 AND AFTER
11	D-9069 THRU D-9438, D-9440 THRU D-9468	12	D-9439, D-9469 AND AFTER

BEECHCRAFT
BONANZA V35B
ILLUSTRATED PARTS CATALOG

FIGURE 15
EXTERIOR MARKINGS

BEECHCRAFT
 BONANZA V35B
 ILLUSTRATED PARTS CATALOG

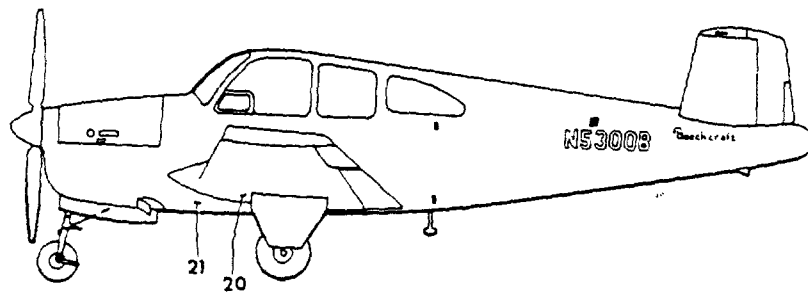
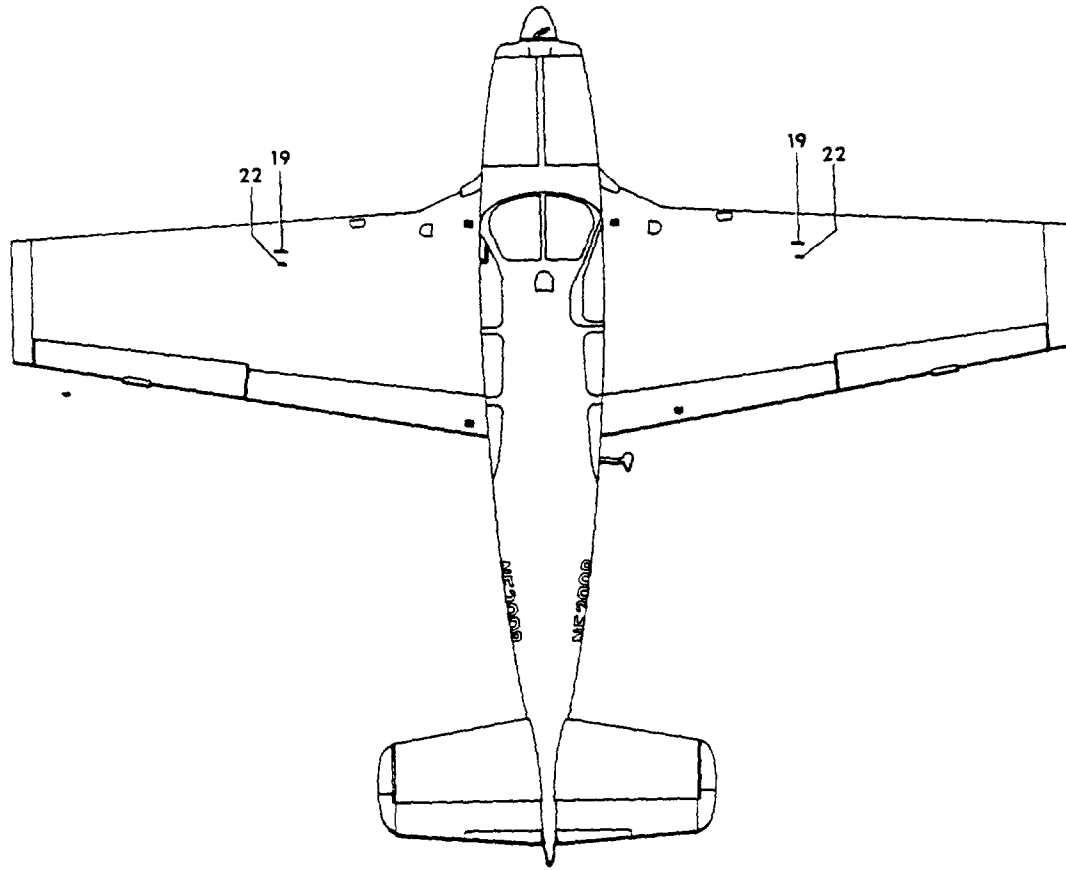


35-15-1

B E E C H C R A F T
B O N A N Z A V 3 5 8
I L L U S T R A T E D P A R T S C A T A L O G

FIG. 6 ITEM NO.	PART NO.	DESCRIPTION	UNITS PER ASSY	USABLE ON CODE
15	35-000125-1	MARKINGS, EXTERIOR /STANDARD/	NP	1
	35-000132-1	MARKINGS, EXTERIOR /STANDARD/	NP	5
	35-000125-3	MARKINGS, EXTERIOR /USED WITH TURBOCHARGED ENGINE/	NP	1
	35-000133-1	MARKINGS, EXTERIOR	NP	6
- 1	112733-2	. PLACARD, NO STEP /BLACK/	4	
	112733-4	. PLACARD, NO STEP /RED/	4	
	58-100026-5	. DECAL, INSTRUCTION WING ATTACH BOLT/WHITE/	8	14
	58-100026-7	. DECAL, INSTRUCTION WING ATTACH BOLT/BLACK/	8	14
- 2	35-410169	. PLACARD, LEVEL POINT	2	
- 3	112735	. PLACARD, JACK PAD	2	
- 4	112736	. PLACARD, JACK ATTACH POINT	2	
- 5	111745	. PLACARD, MODEL	1	1
- 6	130728	. PLACARD, MODEL	1	2
- 7	115081-5	. PLACARD, NO HANDLE /BLACK/	2	
	115081-7	. PLACARD, NO HANDLE /RED/	2	
- 8	R 35-000126-1	. DECAL, IDENTIFICATION V358 /GOLD/	2	3
	35-000129	. EMBLEM, IDENTIFICATION V358/COWLING/	2	7
	36-000032-1	. EMBLEM, IDENTIFICATION V358/COWLING/SCRIPT/	2	8
	36-000032-3	. EMBLEM, IDENTIFICATION V358/COWLING/	2	15
	35-000130	. EMBLEM, IDENTIFICATION V358 TC	2	1
	35-000126-3	. DECAL, IDENTIFICATION V358 /BLACK/	2	3
- 9	R 35-000126-5	. DECAL, IDENTIFICATION V358 /GOLD/	2	3
	35-000126-7	. DECAL, IDENTIFICATION V358 /BLACK/	2	3
- 10	36-000036-1	. EMBLEM, 50TH ANNIV COMMEMORATIVE/COWLING/	2	15
	35-000128	. EMBLEM, IDENTIFICATION V358/AFT OF WINDOWS/	2	7
	35-000134-1	. EMBLEM, IDENTIFICATION V358/AFT OF WINDOWS/	2	8
	35-000134-3	. EMBLEM, IDENTIFICATION V358/AFT OF WINDOWS/	2	15
	58-530227-1	. EMBLEM, CREST/AFT OF WINDOWS/	2	8
	58-530227-3	. EMBLEM, CREST/AFT OF WINDOWS/50TH ANNIV/	2	15
- 11	115098-5	. DECAL, IDENTIFICATION /LH & RH/ /BEECHCRAFT/	2	
- 12	36-820012	. PLACARD, RETRACT LINK ROD	1	
	60-810081-1	. DECAL, INSTRUCT UPLOCK CABLE BOLT/WHEEL WELL/	2	
- 13	35-410286	. PLACARD, STATIC DRAIN PORT /LH & RH/	2	
- 14	35-910323-5	. DECAL, PULL TO CHECK LATCH /LH & RH/ /WHITE/	2	
	35-910323-7	. DECAL, PULL TO CHECK LATCH /LH & RH/ /BLACK/	2	
	112734	. PLACARD, HEAT TREATED ASSY	AR	11
- 15	R	. DELETED		
- 16	36-340083-1	. DECAL, SWITCH POSITION ELT/BLACK/	1	9
	36-340083-3	. DECAL, SWITCH POSITION ELT/WHITE/	1	9
	36-340324-5	. DECAL, SWITCH POSITION ELT/BLACK/	1	10
	36-340324-7	. DECAL, SWITCH POSITION ELT/WHITE/	1	10
- 17	36-340083-5	. DECAL, IDENTIFICATION ELT/BLACK/	1	
	36-340083-7	. DECAL, IDENTIFICATION ELT/WHITE/	1	
- 18	36-340083-9	. DECAL, INSTRUCTION ELT/BLACK/	1	
	36-340083-11	. DECAL, INSTRUCTION ELT/WHITE/	1	
	36-530110-5	. DECAL, AIRCONDITIONED/RH CNTR WINDOW/WHITE/	1	12
	36-530110-7	. DECAL, AIRCONDITIONED/RH CNTR WINDOW/BLACK/	1	12
	MAMBA-2	. DECAL, AIRCONDITIONED/RH CNTR WINDOW/	1	13
	MAMBA-1	. DECAL, RADAR EQUIPPED.	1	13
	35-815153-3	. DECAL, DOOR HINGE BOLT DIRECTION/WHEELWELL/	1	

BEECHCRAFT
BONANZA V35B
ILLUSTRATED PARTS CATALOG



35-15-20

B E E C H C R A F T
B O N A N Z A V 3 5 B
I L L U S T R A T E D P A R T S C A T A L O G

FIG. & ITEM NO.	PART NO.	DESCRIPTION							UNITS PER ASSY	USABLE ON CODE
		1	2	3	4	5	6	7		
15 - 19	R 36-920023-5	PLACARD, FUEL INSTRUCTION/WHITE/	2	4
	R 36-920023-7	PLACARD, FUEL INSTRUCTION/BLACK/	2	4
	R 36-920037-1	PLACARD FUEL INSTRUCTION/WHITE/	2	16
	R 36-920037-3	PLACARD, FUEL INSTRUCTION/BLACK/	2	16
	- 20	35-924148	PLACARD, FUEL CELL SUMP DRAIN.	2	
	- 21	95-921014-1	PLACARD, FUEL STRAINER/WHITE/	2	
		95-921014-3	PLACARD, FUEL STRAINER/BLACK/	2	
	- 22	58-920034-25	PLACARD, IDENTIFICATION FUEL TANK WING/WHITE/	2	4
		58-920034-27	PLACARD, IDENTIFICATION FUEL TANK WING/BLACK/	2	4
		R 36-920036-1	PLACARD, IDENTIFICATION FUEL TANK WING/WHITE/	2	16
	R 36-920036-3	PLACARD, IDENTIFICATION FUEL TANK WING/BLACK/	2	16	

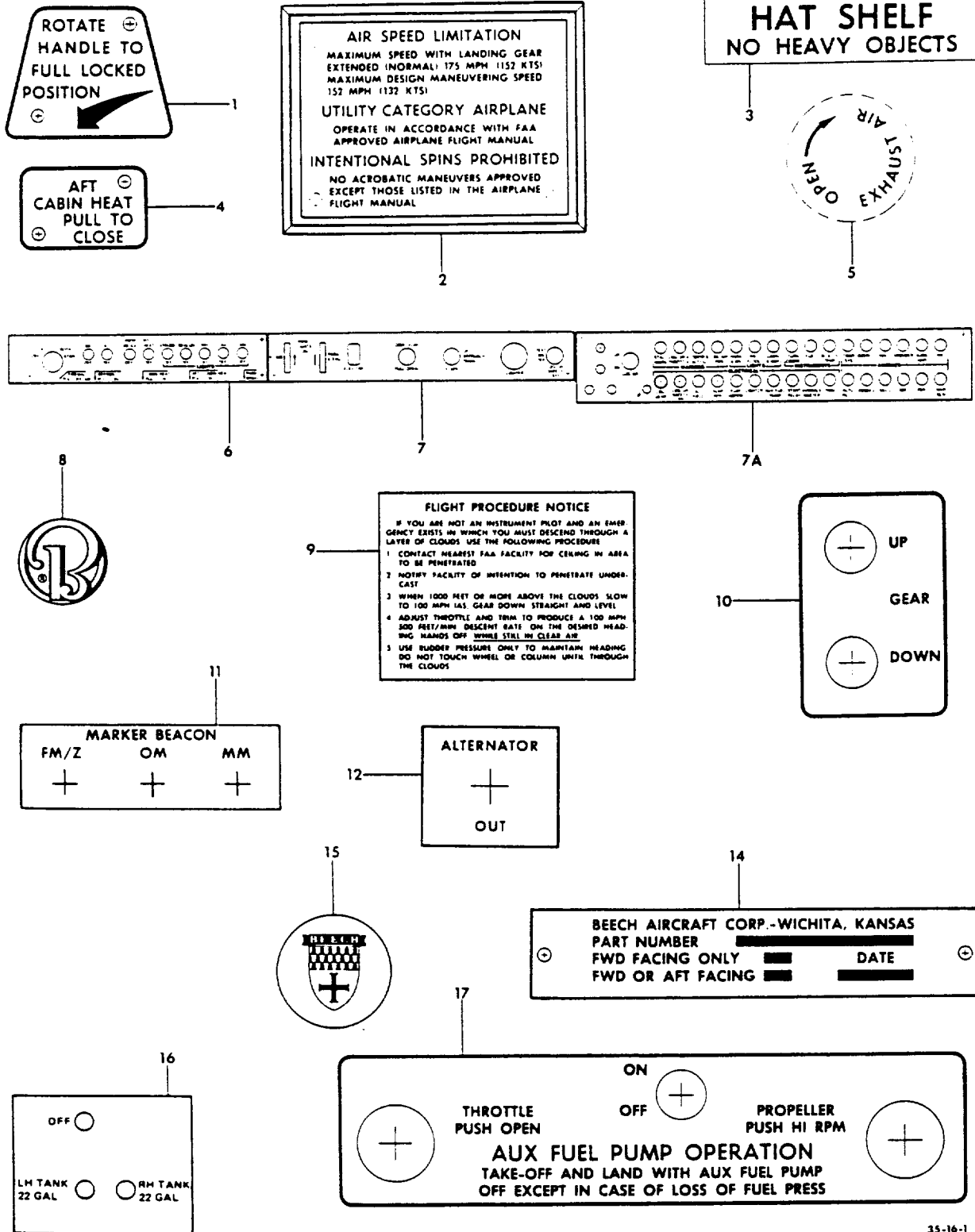
C O D E S O F E F F E C T I V I T Y

1 D-9069 THRU D-9286	2 D-9287 AND AFTER
3 D-9069 THRU D-9221	4 D-9420 THRU D-10290
5 D-9287 THRU D-9537	6 D-9538 AND AFTER
7 D-9069 THRU D-9817	8 D-9818 THRU D-10382, D-10413 AND AFTER
9 D-9853 THRU D-10196	10 D-10197 AND AFTER
11 D-9069 THRU D-10048	12 D-9069 THRU D-10263
13 D-10264 AND AFTER	14 D-10372 AND AFTER
15 D-10383 THRU D-10407	16 D-10291 AND AFTER

BEECHCRAFT
BONANZA V35B
ILLUSTRATED PARTS CATALOG

FIGURE 16
INTERIOR PLACARDS

**BEECHCRAFT
BONANZA V35B
ILLUSTRATED PARTS CATALOG**

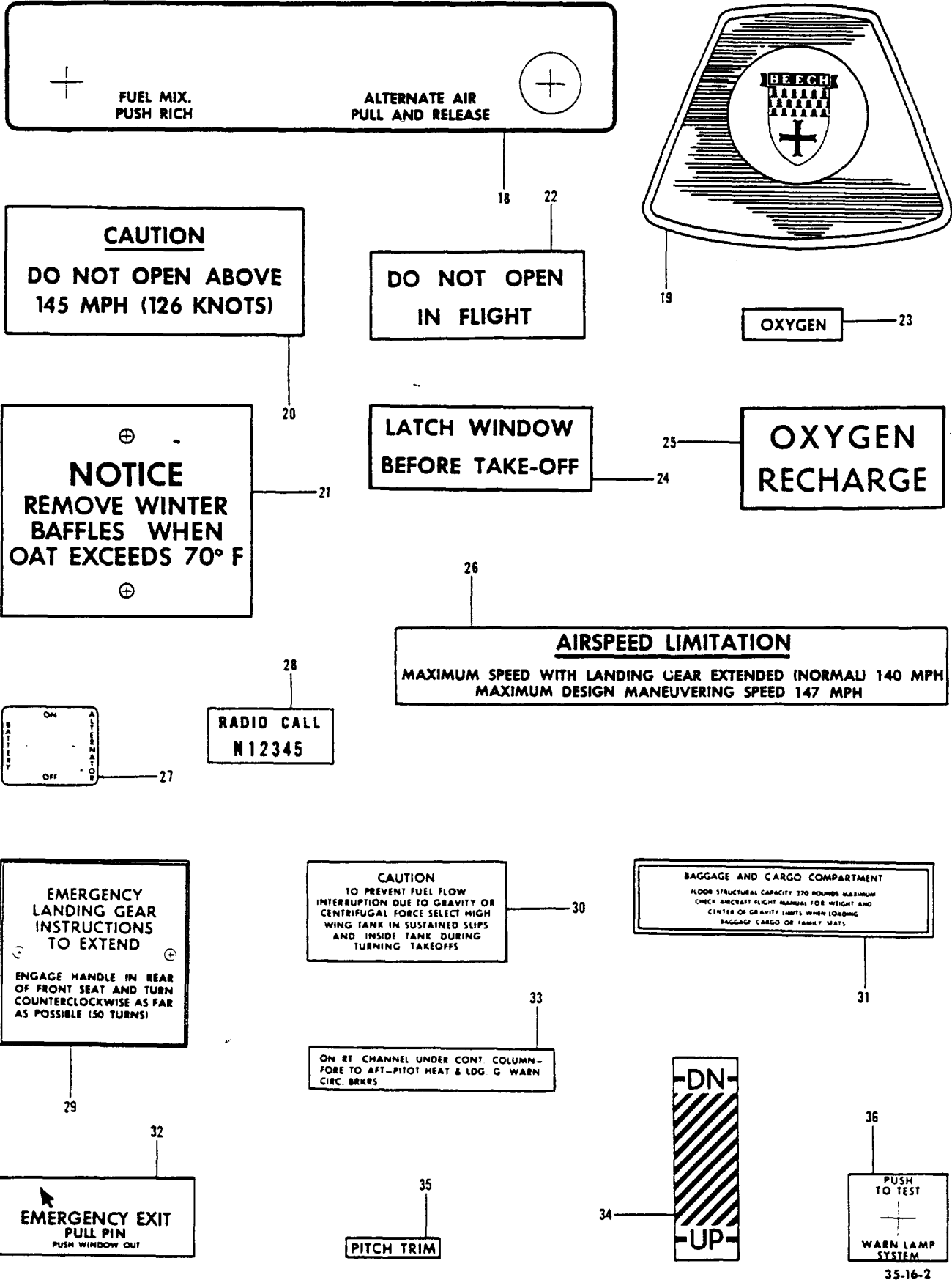


35-16-1

B E E C H C R A F T
B O N A N Z A V 3 5 B
I L L U S T R A T E D P A R T S C A T A L O G

FIG. & INDEX NO.	PART NO.	DESCRIPTION	1 2 3 4 5 6 7							UNITS PER ASSY	USABLE ON CODE
			1	2	3	4	5	6	7		
16 - 1	35-400472-1	PLACARD,CABIN & FWD UTILITY DOOR LOCKING.								1	2
	58-530203-1	PLACARD,CABIN & FWD UTILITY DOOR LOCKING. PROCEDURE								1	3
- 2	35-534444	PLACARD,OPERATIONS LIMITATIONS.								1	5
	33-530020-1	PLACARD,OPERATIONS LIMITATIONS.								1	7
	33-530038-1	PLACARD,OPERATIONS LIMITATIONS.								1	8
- 3	35-534402	DECAL,HAT SHELF LIMITATIONS								1	
- 4	35-420011	PLATE,CABIN AIR SHUT OFF PROCEDURE.								1	
- 5	96-554013-1	PLACARD,EXHAUST AIR VALVE INSTRUCTION								1	
- 6	R 35-380126-3	SWITCH PANEL,LH ELECTROLUMINESCENT.								1	
- 7	R 35-380133-71	CIRCUIT BREAKER PANEL,CENTER ELECTROLUMINESCENT								1	10
- 7A	36-380019-57	CIRCUIT BREAKER PANEL,RH ELECTROLUMINESCENT . .								1	
- 8	130030-3	MEDALLION,BEECHCRAFT B.								1	
- 9	35-324408-3	DECAL,FLIGHT PROCEDURE INSTRUCTION.								1	
- 10	35-324410	PLATE,LANDING GEAR POSITION LIGHT IDENTITY. . .								1	
- 11	95-324063	PLACARD,MARKER BEACON LIGHTS.								1	
- 12	35-324447-1	PLACARD,ALTERNATOR OUT.								1	
- 13		DELETED									
- 14	130569	PLACARD,CHAIR IDENTIFICATION.								AR	
- 15	50-534733-1	EMBLEM,SEAT BELT BUCKLE IDENTIFICATION.								AR	
- 16	35-534421-27	PLACARD ASSY,FUEL SELECTOR VALVE INSTRUCTIONS .								1	2
		/USE WITH 50 GAL. FUEL SYSTEM/									
	36-530099-7	PLACARD ASSY,FUEL SELECTOR VALVE INSTRUCTIONS .								1	3
		/USE WITH 50 GAL. FUEL SYSTEM/									
	35-534421-29	PLACARD ASSY,FUEL SELECTOR VALVE INSTRUCTIONS .								1	2
		/USE WITH 80 GAL. FUEL SYSTEM/									
	36-530099-9	PLACARD ASSY,FUEL SELECTOR VALVE INSTRUCTIONS .								1	3
		/USE WITH 80 GAL. FUEL SYSTEM/									
- 17	35-944065	PLATE,UPPER ENGINE CONTROL IDENTIFICATION . . .								1	

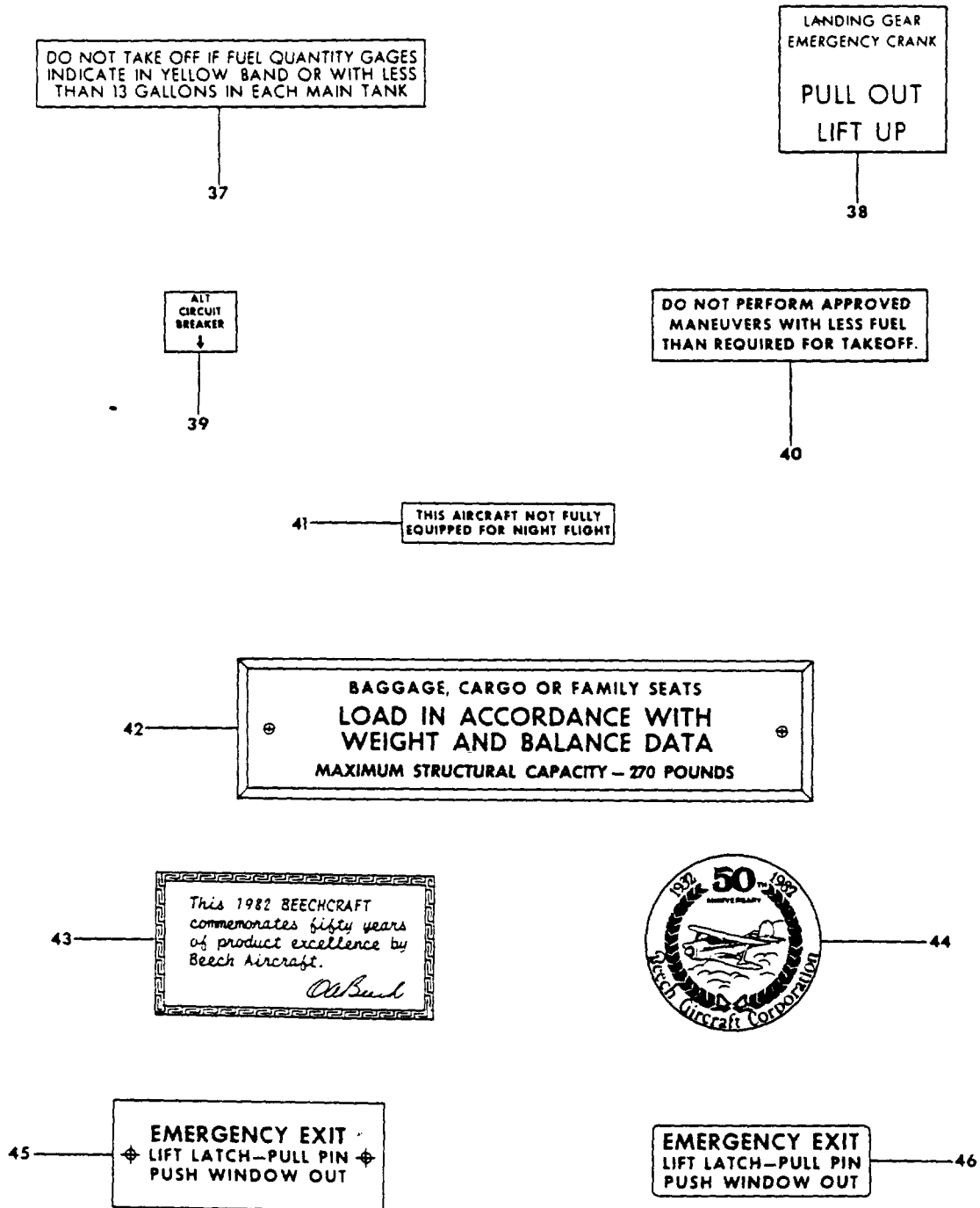
BEECHCRAFT
 BONANZA V35B
 ILLUSTRATED PARTS CATALOG



B E E C H C R A F T
B O N A N Z A V 3 5 8
I L L U S T R A T E D P A R T S C A T A L O G

FIG. & ITEM NO.	PART NO.	DESCRIPTION							UNITS PER ASSY	USABLE ON CODE
		1	2	3	4	5	6	7		
16 - 18	35-944064								1	
- 19	50-384090								1	
- 20	35-410326-1								1	1
- 21	35-910296-1								1	
- 22	35-410329 W-C								2	
	35-410329 B-C								2	
- 23	50-560012								AR	
- 24	35-534352-3								2	
- 25	35-560010-33								1	
- 26	33-324025								1	
- 27	35-364162								1	
- 28	R 35-344073-16								1	
- 29	33-324032								1	2
	58-530191-1								1	3
- 30	36-920012								1	
	33-324043								1	
- 31	35-534434								1	4
- 32	96-534042-3								1	2
	58-530251-1								1	3
- 33	35-324192								1	
- 34	35-815240								1	
- 35	33-364018								1	
- 36	35-324470								1	

BEECHCRAFT
 BONANZA V35B
 ILLUSTRATED PARTS CATALOG



35-16-8

B E E C H C R A F T
B O N A N Z A V 3 5 8
I L L U S T R A T E D P A R T S C A T A L O G

FIG. & ITEM NO.	PART NO.	DESCRIPTION							UNITS PER ASSY	USABLE ON CODE
		1	2	3	4	5	6	7		
16 - 37	36-530102-1								1	3
- 38	58-530192-1								1	3
- 39	36-324031-1								1	3
- 40	35-2002-57								1	
- 41	36-324025-3								1	
- 42	35-534067								1	5
- 43	36-530135-1								1	9
- 44	36-530136-3								1	9
- 45	R 58-530258-1								1	
- 46	R 58-530258-3								1	

C O O D E S O F E F F E C T I V I T Y

1	D-9069 THRU D-9286	2	D-9069 THRU D-9537
3	D-9538 AND AFTER	4	D-9069 THRU D-9390
5	D-9391 AND AFTER	6	DELETED
7	D-9948 THRU D-10178	8	D-10179 AND AFTER
9	D-10383 AND AFTER		

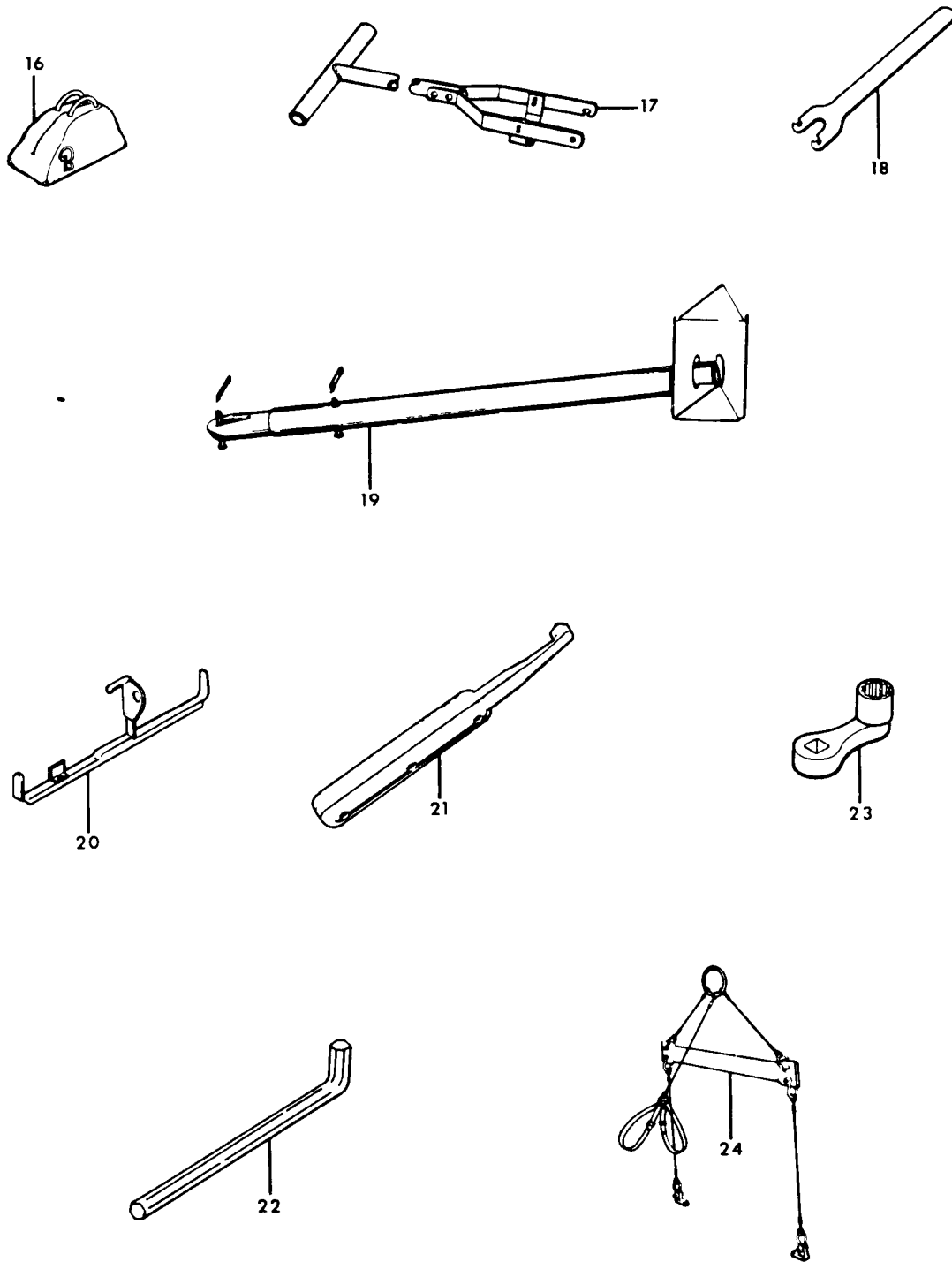
BEECHCRAFT
BONANZA V35B
ILLUSTRATED PARTS CATALOG

FIGURE 17
LOOSE TOOLS & ACCESSORIES

B E E C H C R A F T
B O N A N Z A V 3 5 B
I L L U S T R A T E D P A R T S C A T A L O G

FIG. & INDEX NO.	PART NO.	DESCRIPTION	UNITS PER ASSY	USABLE ON CODE
		1 2 3 4 5 6 7		
17	35-590118	LOOSE TOOLS AND ACCESSORIES/STANDARD/	NP	
- 1	35-590006	. ADAPTER ASSY, MAIN WHEEL JACK.	1	1
	B5315	. AIRCRAFT DISASSEMBLY, PRESERVATION & ERECTION. /EXPORT SALES ONLY/	1	
	R 35-910277-7	. BAFFLE ASSY/USE WITH 100 AMP ALTERNATOR/.	1	12
	35-910277-3	. BAFFLE INSTL, NOSE COWL /WINTER/	NP	15
	35-910277-5	. BAFFLE INSTL, NOSE COWL/WINTER/. /SPARES FOR 35-910277-3/	1	16
- 2	35-910278	. . BAFFLE, NOSE COWL LH	1	
- 3	35-910278-3	. . BAFFLE, NOSE COWL RH	1	15
	35-910278-5	. . BAFFLE, NOSE COWL RH /ATTACHING PARTS/	1	16
- 4	AN515-8-7	. . SCREW	14	
	AN960-8	. . WASHER.	14	
	MS20365-832	. . NUT	14	
- 5	35-910279	. . PLACARD, NOSE COWL BAFFLE.	1	
- 6	35-910296-1	. . PLACARD, NOSE COWL INSTRUCTION /IN CABIN/.	1	
	35-590103	. LOCK ASSY, CONTROL COLUMN.	1	9
	36-590013-1	. LOCK ASSY, CONTROL COLUMN.	1	8
- 7	35-590103-5	. . PIN, CONTROL COLUMN LOCK /ATTACHING PARTS/	1	9
- 8	MS20392-1-19	. . PIN	1	
- 9	100696D-ZF008	. . SPACER.	1	
	AN960-4	. . WASHER.	3	
- 10	MS24665-130	. . PIN, COTTER.	1	
- 11	35-590103-3	. . PLATE, CONTROL COLUMN LOCK	1	9
	36-590013-3	. . ROD	1	8
	36-590013-5	. . COVER	1	8
	36-590013-9	. . FLAG ASSY	1	8
- 12	35-590060	. COVER ASSY, PITOT TUBE/USE WITH UNHEATED TUBE/	1	
	R OP-HPI	. COVER ASSY, PITOT TUBE/USE WITH HEATED TUBE/	1	
- 13	50-590106	. WRENCH, SUMP DRAIN	1	1
- 14	35-590058	. HANGER ASSY, CLOTHING.	1	1
	35-590110-9	. CHART, HORSEPOWER SETTING /IO520-8 ENGINE/	1	
	35-590113-13	. CHART, HORSEPOWER SETTING /TSIO520D ENGINE/.	1	
	35-590115	. CALCULATOR ASSY, HORSEPOWER /IO520-8 ENGINE/ /WITH ROUND INSTRUMENTS/	1	1
	35-590117	. CALCULATOR ASSY, HORSEPOWER /IO520-8 ENGINE/ /WITH VERTICAL INSTRUMENTS/	1	2
	35-590120	. CALCULATOR ASSY, HORSEPOWER /IO-520B/. /WITH ROUND INSTRUMENTS/	1	3
	EF5-1	. BOOK, ENGINE LOG	1	
	AF5-1	. BOOK, AIRPLANE LOG	1	
- 15	R BE180	. DUCT, ENGINE OIL DRAIN	1	17
	R 107B	. PROBE, ENGINE OIL DRAIN.	1	18
	115192	. UNCRATING & ERECTION INSTRUCTIONS /USED WITH EXPORT AIRCRAFT ONLY/	1	
	35-590118-31	. PILOTS OPERATING HANDBOOK AND FAA APPROVED. AIRPLANE FLIGHT MANUAL	1	6
	35-590118-29	. PILOTS OPERATING HANDBOOK & AIRPLANE FLIGHT MANUAL	1	7
	36-590002-29	. . PILOTS OPERATING HANDBOOK AND FAA APPROVED. A.F.M.S./ELECTRIC PROP.DEICE/28 VOLT/	1	5
	35-590118-25	. . AIRPLANE FLIGHT MANUAL SUPPLEMENT/ELECTRIC. PROP.DEICE/14 VOLT/2 AND 3 BLADE/	1	10
	35-590118-35	. . PILOTS OPERATING HANDBOOK AND FAA APPROVED. AIRPLANE FLT MANUAL SUPP/AIR CONDITIONE	1	11
	35-590110-13	. . AIRPLANE FLIGHT MANUAL SUPPLEMENT /MAGIC HAND LANDING GEAR SAFETY SYSTEM/	1	
	35-590118-13	. . FLIGHT MANUAL SUPPLEMENT. /AREA NAVIGATION SYSTEM/	1	
	35-590118-19	. . FLIGHT MANUAL SUPPLEMENT/STANDBY GENERATOR/	1	4
	33-590009-25	. . PILOTS OPERATING HANDBOOK AND FAA APPROVED. A.F.M.S./STANDBY GENERATOR/28 VOLT/	1	5
	0250-010	. SERVICE INSTRUCTION	1	

BEECHCRAFT
BOJANZA V35B
ILLUSTRATED PARTS CATALOG



35-17-10

FIGURE 17. LOOSE TOOLS AND ACCESSORIES
/SHEET 2 OF 2 SHEETS/

B E E C H C R A F T
B O N A N Z A V 3 5 B
I L L U S T R A T E D P A R T S C A T A L O G

FIG. & ITEM NO.	PART NO.	DESCRIPTION	UNITS PER ASSY	USABLE ON CODE
		1 2 3 4 5 6 7		
17	35-590118-7	MANUAL, MODEL V35B TURBOCHARGED OWNERS	1	
	R 35-590118-9B	CHECK LIST, V35B TURBOCHARGED PILOTS	1	
	TS1052-2	MANUAL, OPERATIONS /TS10520D ENGINE/	1	
	X30041	MANUAL, OPERATIONS /10520-B ENGINE/.	1	
- 16	R A903	BAG, FLIGHT	1	
	113667R	DIRECTORY, BEECHCRAFT SERVICE FACILITY	1	
	98-32227G	INSPECTION GUIDE /100,200,300 HOUR/	1	
	98-33281	MANUAL, WHEEL & BRAKE	1	
	98-32716E	CARD, OWNER NOTIFICATION	1	
	R 98-384418	PASSENGER INFORMATION CARD	1	19
- 17	36-590015-1	HANDLE ASSY, TOW/SUPERSEDES 35-590002/	1	
	35-590102	LOOSE TOOLS AND ACCESSORIES/OPTIONAL/	NP	
- 18	35-590009	WRENCH, THROTTLE RETAINING NUT SPANNER	1	
- 19	35-590021	SUPPORT ASSY, TAIL TIE DOWN	1	
- 20	35-590087-1	JIG ASSY, DIFFERENTIAL NEUTRALIZER	1	
- 21	TS1222-1	WRENCH, WING NUT/UPR & LWR FWD/	1	13
	TS1222-2	WRENCH, WING NUT/UPR & LWR AFT/	1	
- 22	R TS1222-5	WRENCH, WING BOLT/UPR FWD/	1	
	TS1222-4	WRENCH, WING BOLT/LWR FWD/	1	
	TS1222-4	WRENCH, WING BOLT/UPR & LWR AFT/	1	
	TS1176-1	ADAPTER, WING NUT TORQUE WRENCH	1	
	TS1171-2	ADAPTER, WING NUT TORQUE WRENCH	1	13
	TS1176-10	ADAPTER, WING NUT TORQUE WRENCH	1	14
- 23	35-590024	COVER ASSY, ENGINE	1	
	35-590027	COVER ASSY, PROPELLER	2	
	35-590102-5E	PARTS CATALOG, MODEL V35B	1	
	35-590096B	SHOP MANUAL, MODEL 35/14 VOLT/	1	10
	R 35-590001-9	MAINTENANCE MANUAL, MODEL 35/28 VOLT/	1	5
	R 35-590102-7B	MANUAL, WIRING DIAGRAM/14 VOLT/	1	10
	R 35-590102-9C	MANUAL, WIRING DIAGRAM/28 VOLT/	1	5
	115090-19-1	SERVICE HANDBOOK, PROPELLER OPERATION	1	
	98-32227C	INSPECTION GUIDE, MODEL 35	1	
	35-590064	SLING INSTL, HOISTING	NP	
- 24	35-590064-1	SLING ASSY, HOISTING	1	
	35-590050-1	COVER ASSY, ENGINE	1	
	35-000001-932	JACK, AIRPLANE	1	
	35-590053	PANE INSTL, BLIND FLYING /OPTIONAL/	NP	
	231	MIRROR, VANITY VISOR	1	1
	151	FLASHLIGHT & BATTERIES /BURGESS/	1	1
	224	LAMP /GENERAL ELECTRIC/	1	1

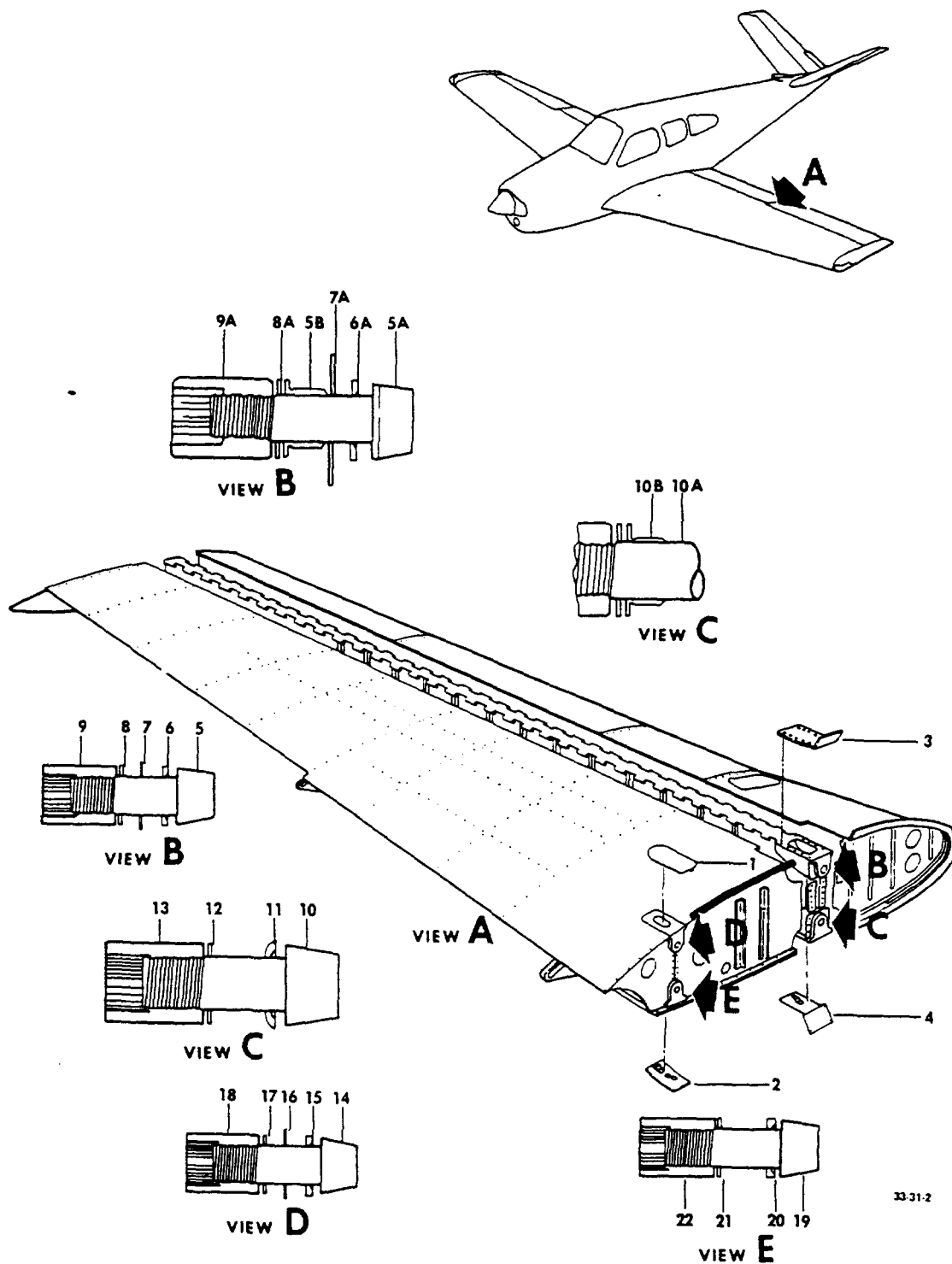
C O D E S O F E F F E C T I V I T Y

1 D-9069 THRU D-9221	2 D-9222 THRU D-9390
3 D-9391 AND AFTER	4 D-9338 THRU D-10119 EXCEPT D-10097
5 D-10097, D-10120 AND AFTER	6 D-9069 THRU D-9947
7 D-9948 AND AFTER	8 D-9705 AND AFTER
9 D-9069 THRU D-9704	10 D-9069 THRU D-10119 EXCEPT D-10097
11 D-9787 AND AFTER	12 D-10376 AND AFTER
13 D-9069 THRU D-10352	14 D-10353 AND AFTER
15 D-9069 THRU D-10353	16 D-10354 AND AFTER
17 D-9069 THRU D-10363	18 D-10364 AND AFTER
19 D-10321 AND AFTER	

BEECHCRAFT
BONANZA V35B
ILLUSTRATED PARTS CATALOG

FIGURE 31
WINGS

BEECHCRAFT
 BONANZA V35B
 ILLUSTRATED PARTS CATALOG

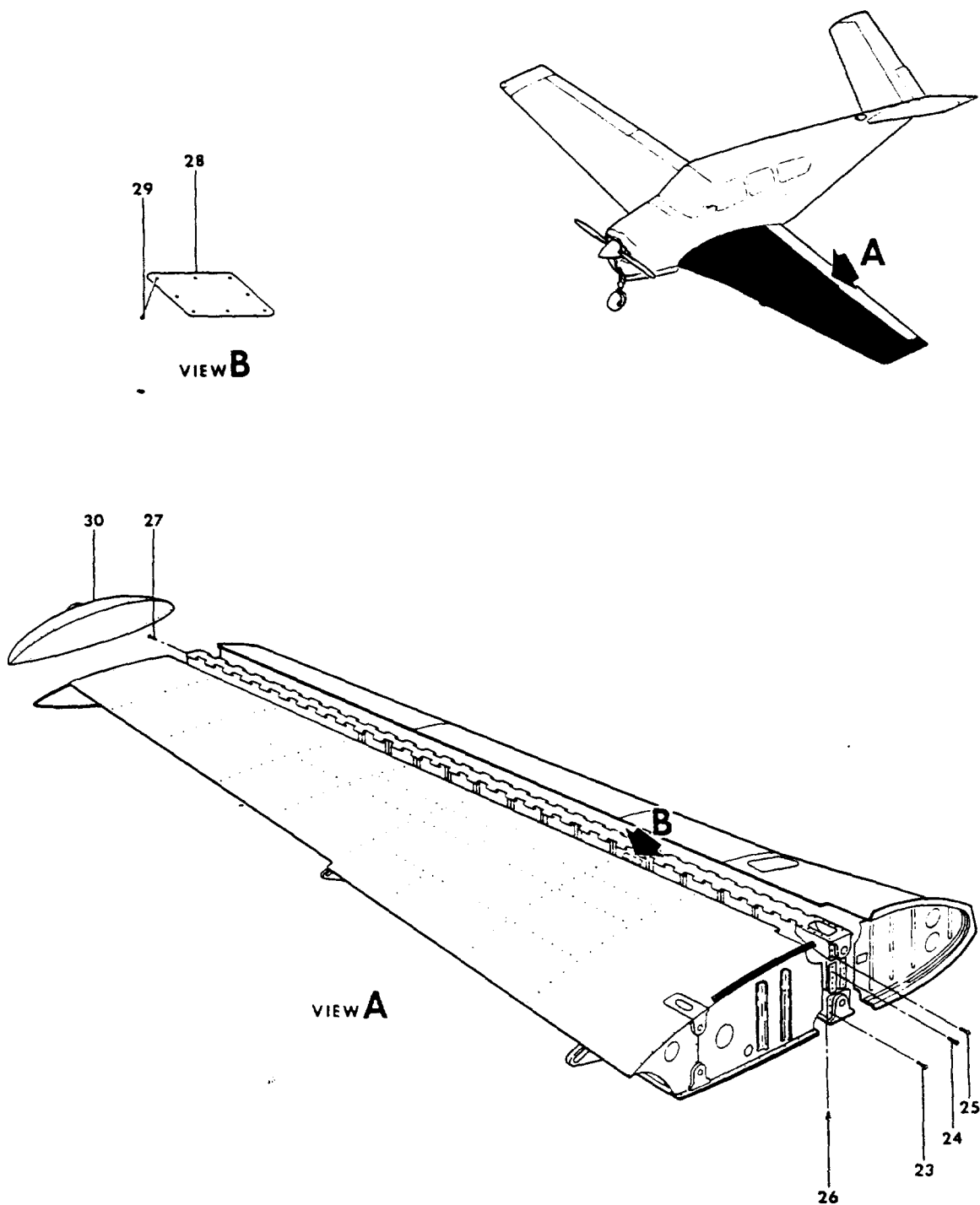


33-31-2

B E E C H C R A F T
B O N A N Z A V 3 5 B
I L L U S T R A T E D P A R T S C A T A L O G

FIG. & INDEX NO.	PART NO.	DESCRIPTION	UNITS PER ASSY	USABLE ON CODE
31	35-105100	WING INSTL,LH	NP	
	35-105100-1	WING INSTL,RH	NP	
- 1	35-105005-12	. DOOR ASSY,UPPER REAR LH	1	
	35-105005-13	. DOOR ASSY,UPPER REAR RH	1	
- 2	35-105110	. COVER ASSY,LOWER REAR LH.	1	
	35-105110-1	. COVER ASSY,LOWER REAR RH.	1	
		/ATTACHING PARTS/		
	PK79XZ8-7	. SCREW	3	
- 3	35-105005-10	. DOOR ASSY,UPPER FRONT LH.	1	
	35-105005-11	. DOOR ASSY,UPPER FRONT RH.	1	
- 4	000-100100-1	. DOOR ASSY,LOWER FRONT LH.	1	
	000-100100-2	. DOOR ASSY,LOWER FRONT RH.	1	
		/ATTACHING PARTS/		
	PK79XZ8-7	. SCREW	4	
R	000-100100-7	. . SEAL,DOOR	1	
	35-115388-33	WING ASSY,LH/25 GAL.CAPACITY/	1	1
	35-115388-43	WING ASSY,LH/25 GAL.CAPACITY/REMOTE COMPASS/.	1	
	35-115388-31	WING ASSY,LH/40 GAL.CAPACITY/	1	
	35-115388-45	WING ASSY,LH/40 GAL.CAPACITY/REMOTE COMPASS/.	1	
	35-115388-38	WING ASSY,RH/25 GAL FUEL CAPACITY/.	1	
	35-115388-36	WING ASSY,RH/40 GAL FUEL CAPACITY/.	1	
	35-115388-47	WING ASSY,RH/40 GAL.CAP/USED WITH WING RADAR/.	1	4
		/ATTACHING PARTS/		
- 5	NAS150-33/M/	BOLT,FWD UPPER.	1	7
- 5A	NAS150-38/M/	BOLT,FWD UPPER.	1	9
	MS20010-23/M/	BOLT,FWD UPPER /ALTERNATE FOR NAS150-38/M//	1	9
R	131790-1	BOLT,FWD UPPER.	1	6
	NAS152-37	BOLT,FWD UPPER/ALTERNATE FOR 131790-1/.	1	6
- 5B R	000-110100-1	BUSHING,FWD UPPER	1	9
- 6	MS20002C10	WASHER/UNDER BOLT HEAD/	1	5
- 6A	MS20002C12	WASHER/UNDER BOLT HEAD/	1	10
	95-110021	WASHER/UNDER BOLT HEAD/	1	11
- 7	105090A032-10J	WASHER /BETWEEN WING & CARRY THRU FITTING/.	1	7
- 7A	105090A032-12K	WASHER /BETWEEN WING & CARRY THRU FITTING/.	1	8
- 8	MS20002-10	WASHER/UNDER NUT/	AR	5
- 8A	MS20002-12	WASHER/UNDER NUT/	1	10
	95-110025-1	WASHER/UNDER NUT/	1	11
R	MS20002-12	WASHER/UNDER NUT AS REQUIRED FOR PROPER GRIP/	AR	6
- 9	12B108	NUT,FWD UPPER/INTERNAL WRENCHING/	1	5
- 9A	12NB126	NUT,FWD UPPER/INTERNAL WRENCHING/ORDER EB126/	NP	15
R	EB126	NUT,FWD UPPER/EXT WRENCHING/SPARE FOR 12NB126/.	1	16
- 10	MS20012-28/M/	BOLT,FWD LOWER.	1	7
- 10A R	131790-2	BOLT,FWD LOWER.	1	8
- 10B	000-110094-1	BUSHING,FWD LOWER	1	8
- 11	35-105011	WASHER/UNDER BOLT HEAD/	1	
- 12	MS20002-12	WASHER/UNDER NUT/	2	
- 13	12B126	NUT,FWD LOWER/INTERNAL WRENCHING/	1	12
R	EB126	NUT,FWD LOWER/EXTERNAL WRENCHING/	1	16
- 14	NAS150-33/M/	BOLT,AFT UPPER.	1	
- 15 R	35-105111-3	WASHER/UNDER BOLT HEAD/	1	
- 16	105090A032-10J	WASHER /BETWEEN WING & CARRY THRU FITTING/.	1	
- 17	MS20002-10	WASHER/UNDER NUT/	2	17
	95-110025-7	WASHER/UNDER NUT/	2	18
	MS20002-10	WASHER/UNDER NUT AS REQUIRED FOR PROPER GRIP/	AR	
- 18	12B108	NUT,AFT UPPER/INTERNAL WRENCHING/	1	
- 19	NAS150-35/M/	BOLT,AFT LOWER.	1	
- 20	35-105111-3	WASHER/UNDER BOLT HEAD/	1	
- 21	MS20002-10	WASHER/UNDER NUT/	2	17
	95-110025-7	WASHER/UNDER NUT/	2	18
- 22	MS20002-10	WASHER/UNDER NUT AS REQUIRED FOR PROPER GRIP/	AR	
	12B108	NUT,AFT LOWER/INTERNAL WRENCHING/	1	

BEECHCRAFT
BONANZA V35B
ILLUSTRATED PARTS CATALOG



35-31-33

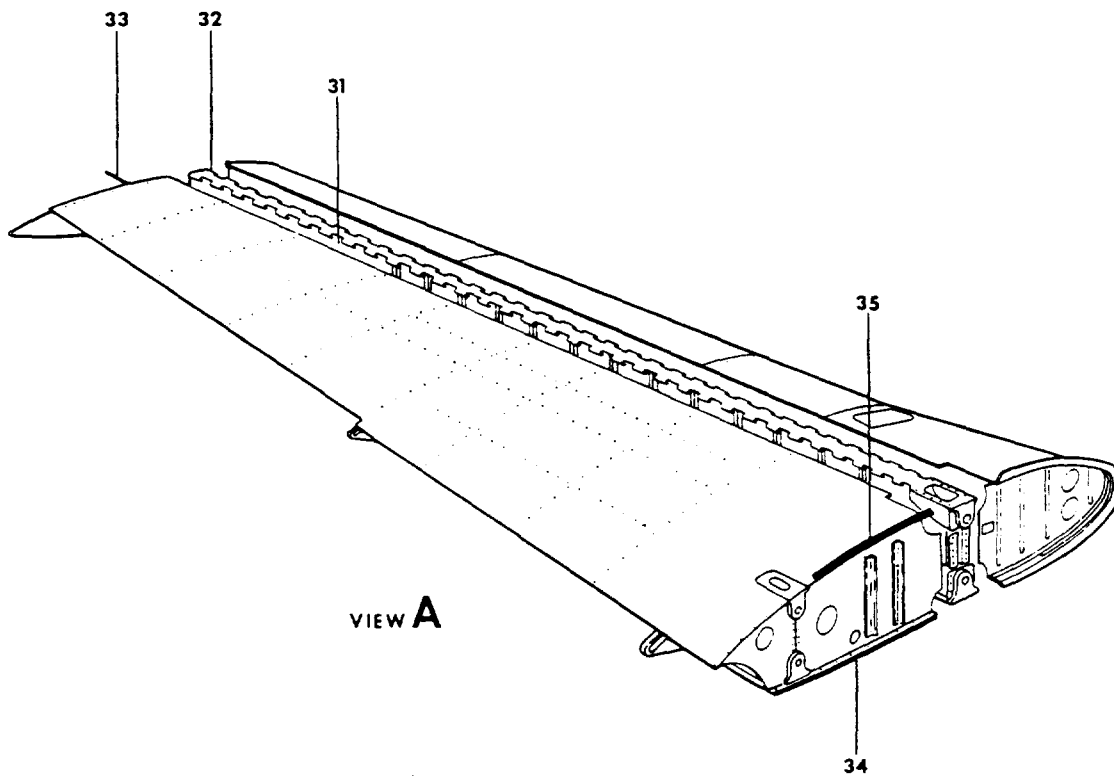
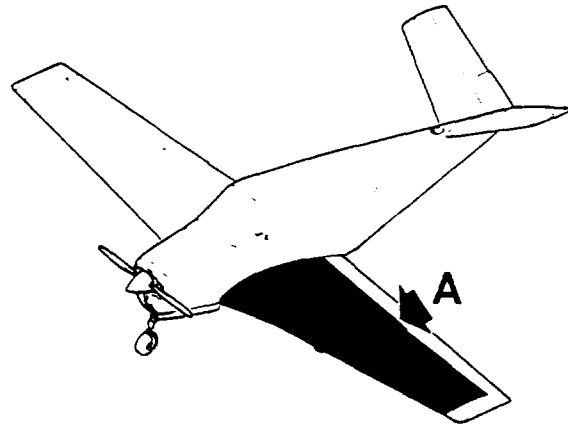
B E E C H C R A F T
B O M A N Z A V 3 5 B
I L L U S T R A T E D P A R T S C A T A L O G

FIG. & INDEX NO.	PART NO.	DESCRIPTION							UNITS PER ASSY	USABLE ON CODE
		1	2	3	4	5	6	7		
31	35-115388-607	1	13
		/SPECIFY 25 OR 40 GAL. FUEL CAPACITY/ /SEE FIGURE 33/								
	000-110161-601	1	14
		/SPECIFY 25 OR 40 GAL. FUEL CAPACITY/ /SEE FIG. 33A & 34A/								
	35-115388-608	1	13
		/SPECIFY 25 OR 40 GAL. FUEL CAPACITY/ /SEE FIGURE 33/								
	000-110161-602	1	14
		/SPECIFY 25 OR 40 GAL. FUEL CAPACITY/ /SEE FIG. 33A & 34A/								
	36-110017-3	1	4
		/SEE FIG. 33A & 34A/ /ATTACHING PARTS/								
- 23	NAS220-9	4	
- 24	NAS220-8	12	
- 25	NAS220-10	4	
- 26	AN525-832R12	24	
- 27	AN515-8R8	6	
	AN960-8	44	
	MS20365-832	44	

	000-110179-1	1	
- 28	35-115431-173	1	
		/ATTACHING PARTS/								
- 29	AN509-8R8	4	

	35-115301-50	1	
	35-115301-98	1	
	35-115301-51	1	
	35-115301-201	1	4
		/SEE FIG. 36 FOR BOX SECTION BREAKDOWN/								
- 30	35-170005-19	1	1
	000-170001-1	1	2
	000-17000-49	1	2
	000-170001-47	1	3
	000-170001-55	1	3
	35-170005-20	1	1
	000-170001-2	1	2
	000-170001-48	1	3

BEECHCRAFT
BONANZA V35B
ILLUSTRATED PARTS CATALOG



35-31-34

B E E C H C R A F T
B O N A N Z A V 3 5 8
I L L U S T R A T E D P A R T S C A T A L O G

FIG. & INDEX NO.	PART NO.	1 2 3 4 5 6 7	DESCRIPTION	UNITS PER ASSY	USABLE ON CODE
31 - 31	R 35-110061-1	.	SPAR ASSY,WING FRONT LH/SEE FIG.35/	1	7
	R 000-110010-1	.	SPAR ASSY,WING FRONT LH/SEE FIG.35A/	1	8
	R 35-110061-2	.	SPAR ASSY,WING FRONT RH/SEE FIG.35/	1	7
	R 000-110010-2	.	SPAR ASSY,WING FRONT RH/SEE FIG.35A/	1	8
	R 000-110010-69	.	SPAR ASSY,WING FRONT RH/RADAR/SEE FIG.35A/	1	4
			/ATTACHING PARTS/		
- 32	R 35-115388-4	.	PIN,WING HINGE UPPER	2	
- 33	R 35-115388-6	.	PIN,WING HINGE LOWER	2	
- 34	R 111722	.	EXTRUSION,LOWER WING SEAL/LH & RH/.	2	
			/34 1/4 INCHES LONG/		
- 35	R 115092	.	EXTRUSION,UPPER WING SEAL/LH & RH/.	2	
			/110 INCHES LONG/		

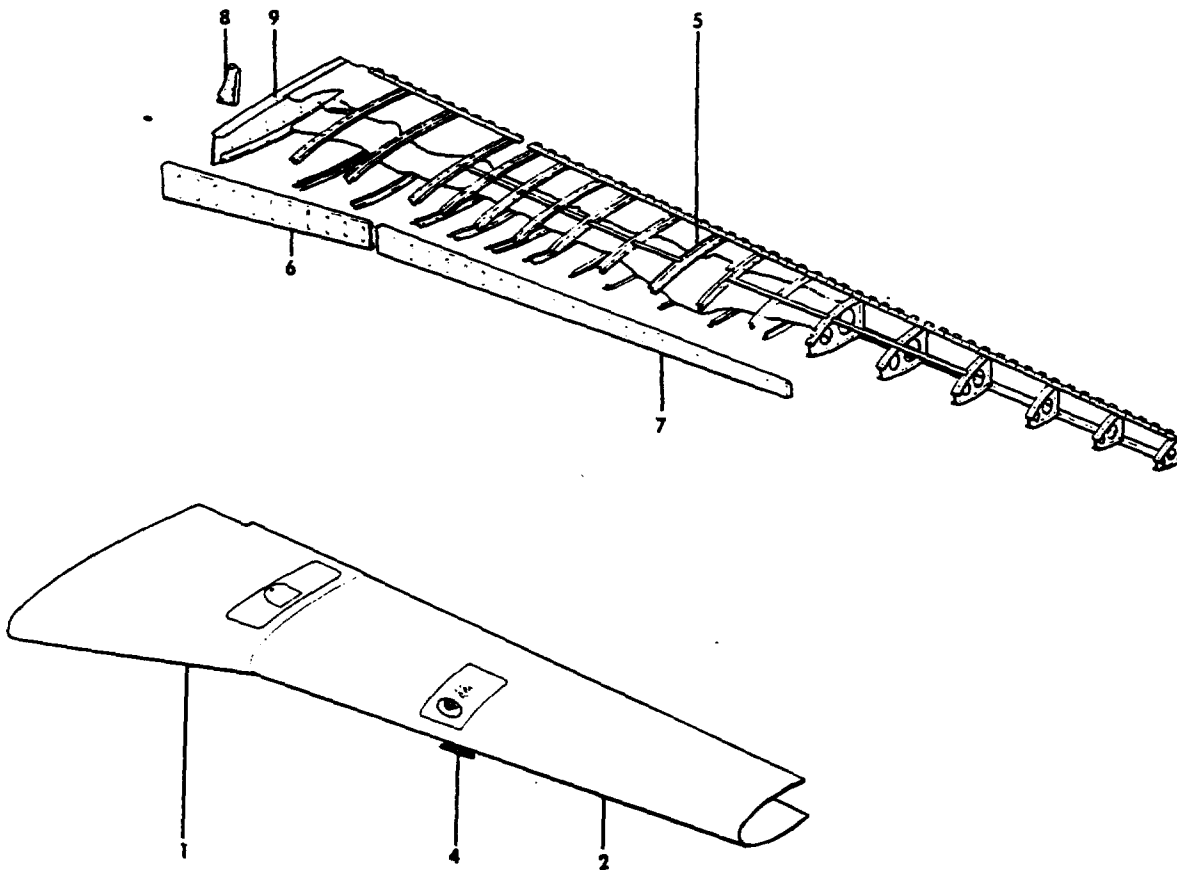
C O D E S O F E F F E C T I V I T Y

1 D-9069 THRU D-9467	2 D-9468 THRU D-10096 D-10098 THRU D-10119
3 D-10097, D-10120 AND AFTER	4 D-10264 AND AFTER
5 D-9069 THRU D-9378 D-9380 THRU D-9414	6 D-9379, D-9415 AND AFTER
7 D-9069 THRU D-9343	8 D-9344 AND AFTER
9 D-9344 THRU D-9378 D-9380 THRU D-9414	10 D-9379, D-9415 THRU D-9445
11 D-9446 AND AFTER	12 D-9069 THRU D-10352
13 D-9069 THRU D-9535 D-9537 THRU D-9562	14 D-9536, D-9563 AND AFTER
15 D-9379 D-9415 THRU D-10352	16 D-10353 AND AFTER
17 D-9069 THRU D-10358	18 D-10359 AND AFTER

B E E C H C R A F T
S O N A N Z A V 3 5 B
I L L U S T R A T E D P A R T S C A T A L O G

FIGURE 33
WING INBOARD LEADING EDGE
D-9069 THRU D-9562, EXCEPT D-9536

BEECHCRAFT
BONANZA V35B
ILLUSTRATED PARTS CATALOG

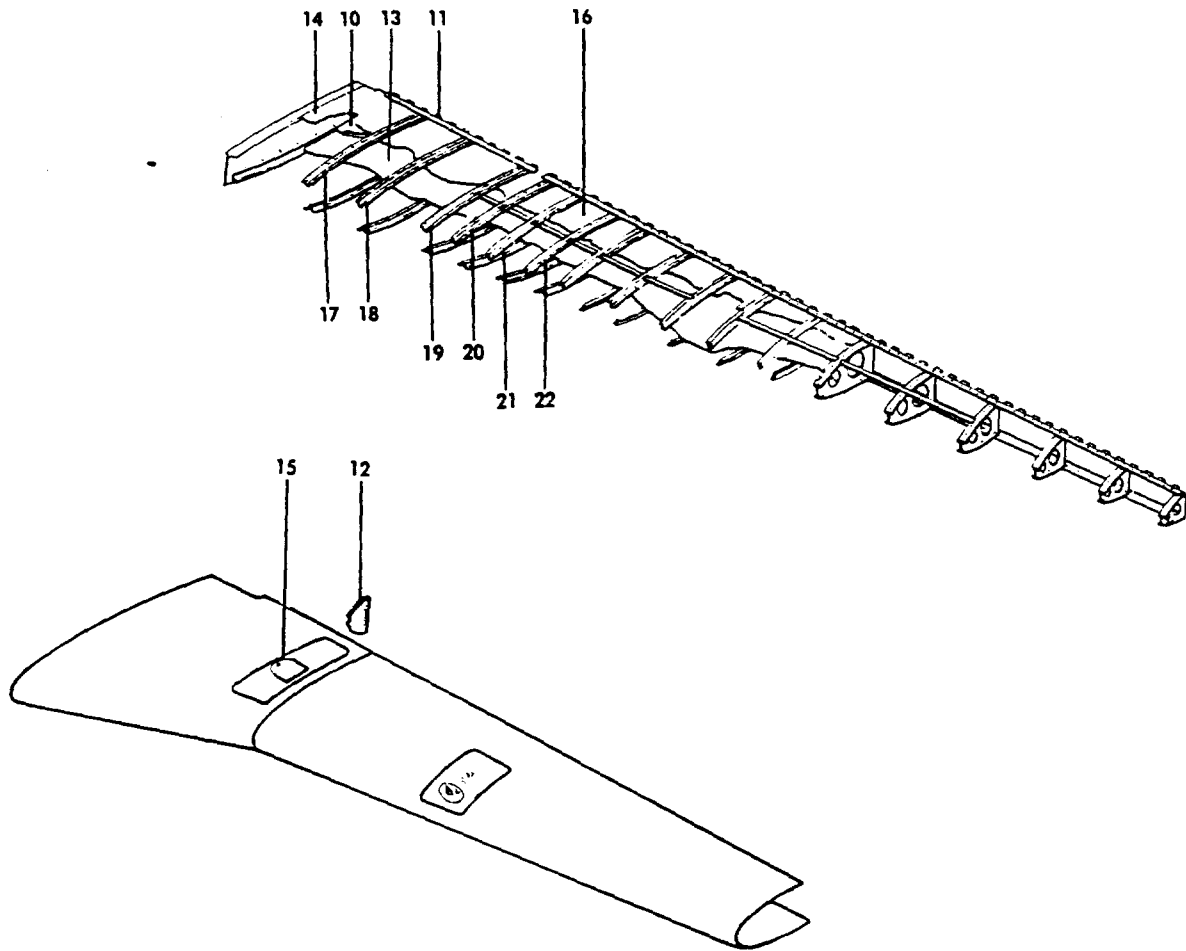


26-33-5

S E E C H C R A F T
B O N A N Z A V 3 5 8
I L L U S T R A T E D P A R T S C A T A L O G

FIG. & INDEX NO.	PART NO.	DESCRIPTION	UNITS							USABLE ON CODE	
			1	2	3	4	5	6	7		PER ASSY
33	35-115388-607	LEADING EDGE & MAIN SPAR,LH /COMPLETE TWO PIECE LEADING EDGE LESS FUEL CELL/ /SPECIFY 25 OR 40 GAL.CAPACITY FUEL CELL/							1	1	
	35-115388-608	LEADING EDGE & MAIN SPAR,RH /COMPLETE TWO PIECE LEADING EDGE LESS FUEL CELL/ /SPECIFY 25 OR 40 GAL.CAPACITY FUEL CELL/							1	1	
	35-110009-611	. LEADING EDGE ASSY,INBD LH /25 GAL.FUEL/ . . .							1	1	
		35-110009-601	. LEADING EDGE ASSY,INBD LH /40 GAL.FUEL/ . . .							1	1
		35-110009-612	. LEADING EDGE ASSY,INBD RH /25 GAL.FUEL/ . . .							1	1
		35-110009-602	. LEADING EDGE ASSY,INBD RH /40 GAL.FUEL/ . . .							1	1
	- 1	50-110010-127	. SKIN,LH							1	1
		50-110010-128	. SKIN,RH							1	1
	- 2	35-115431-99	. SKIN,LH							1	1
		35-115431-100	. SKIN,RH							1	1
	- 3	R	. DELETED								
	- 4	33-110010-36	. STRIP,STALL							1	1
	- 5	35-115431-85	. ANGLE,LH UPPER /STA 94.113/							1	1
		35-115431-86	. ANGLE,RH UPPER /STA 94.113/							1	1
		35-115431-87	. ANGLE,LH LOWER /STA 94.113/							1	1
		35-115431-88	. ANGLE,RH LOWER /STA 94.113/							1	1
		35-115431-617	. BULKHEAD ASSY,LH.							1	1
		35-115431-618	. BULKHEAD ASSY,RH.							1	1
	- 6	95-110015-67	. SPAR,LH							1	1
		95-110015-68	. SPAR,RH							1	1
		95-110015-65	. SPLICE,LH							1	1
		95-110015-66	. SPLICE,RH							1	1
	- 7	35-115431-103	. SPAR,LH							1	1
		35-115431-104	. SPAR,RH							1	1
		35-921154-101	. SUPPORT							3	1
		35-115383	. RIB ASSY,LH /ROOT RIB TO FUSELAGE CLOSURE/. . .							1	1
		35-115383-7	. RIB ASSY,RH /ROOT RIB TO FUSELAGE CLOSURE/. . .							1	1
	- 8	35-115383-2	. RIB,CLOSURE LH.							1	1
		35-115383-5	. RIB,CLOSURE RH.							1	1
		1/4X3/8X10.75	. DOORTITE.							1	1
	- 9	96-110007-609	. RIB ASSY,LH /STA 23.881/.							1	1
		96-110007-610	. RIB ASSY,RH /STA 23.881/.							1	1
		96-110007-7	. RIB,LH.							1	1
	96-110007-8	. RIB,RH.							1	1	
	50-110010-125	. ANGLE,LH.							1	1	
	50-110010-126	. ANGLE,RH.							1	1	
	50-110046-8	. ANGLE,LH.							1	1	
	50-110046-9	. ANGLE,RH.							1	1	
	50-110010-165	. STIFFENER							1	1	
	35-115166-20	. STRIP							1	1	
	A6195-823	. NUT,ANCHOR.							1	1	
	35-115166-14	. DOOR.							1	1	
	35-115166-16	. HINGE							2	1	
		/ATTACHING PARTS/									
	104215-00300	. PIN,HINGE							1		

BEECHCRAFT
BONANZA V35B
ILLUSTRATED PARTS CATALOG

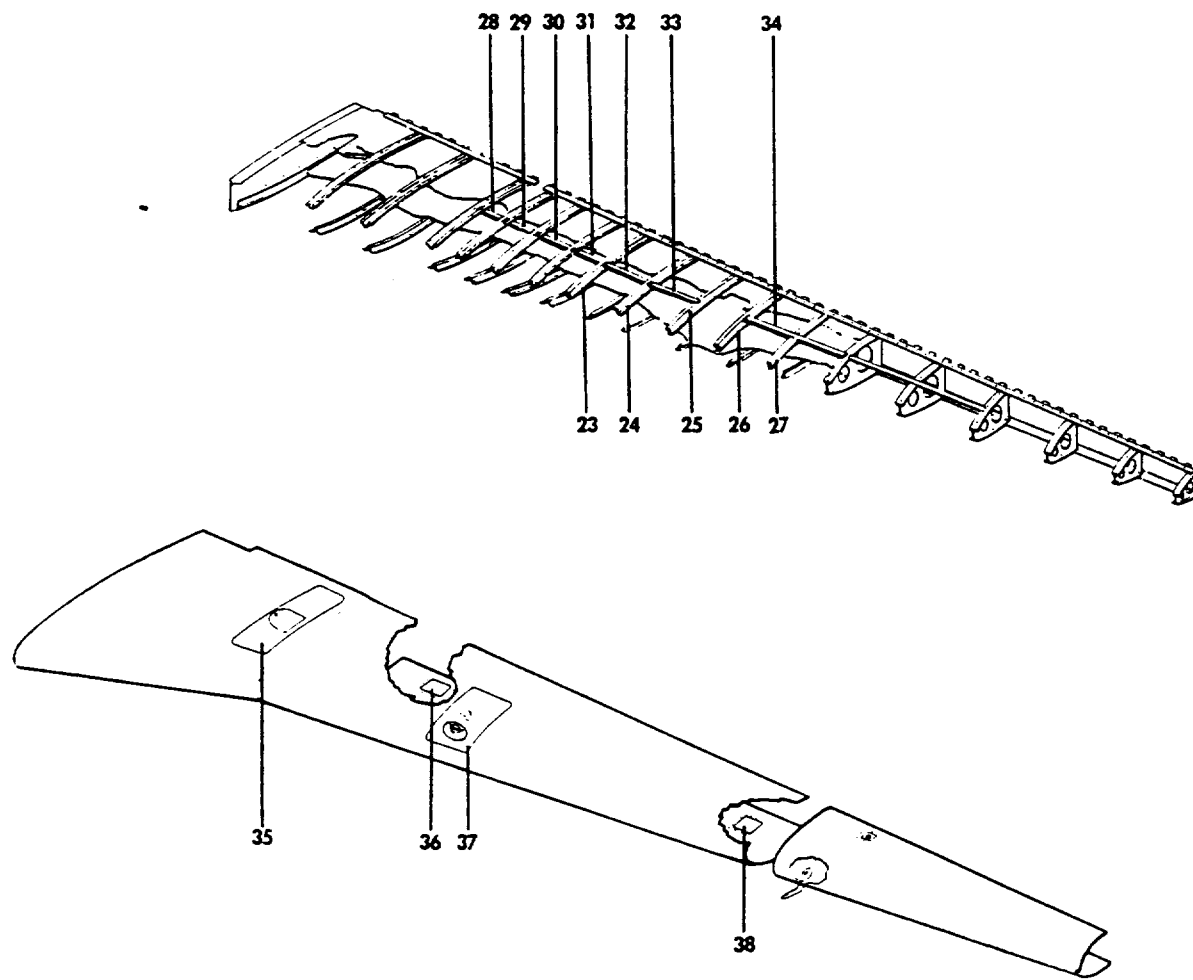


36-33-6

B E E C H C R A F T
B O N A N Z A V 3 5 B
I L L U S T R A T E D P A R T S C A T A L O G

FIG. & INDEX NO.	PART NO.	DESCRIPTION							UNITS PER ASSY	USABLE ON CODE
		1	2	3	4	5	6	7		
33 - 10	50-110062	.	.	GUSSET,BOTTOM LH.	1	1
	50-110062-1	.	.	GUSSET,BOTTOM RH.	1	1
	50-110056	.	.	GUSSET, TOP LH	1	1
- 11	50-110056-1	.	.	GUSSET, TOP RH	1	1
	50-110010-131	.	.	REINFORCEMENT,RH.	1	1
	35-115431-109	.	.	HINGE,UPPER INBD LH	1	1
	35-115431-110	.	.	HINGE,UPPER INBD RH	1	1
	35-115431-111	.	.	HINGE,LOWER INBD LH	1	1
- 12	35-115431-112	.	.	HINGE,LOWER INBD RH	1	1
	45-115011-5	.	.	RIB,LH.	1	1
	45-115028-22	.	.	PLATE,LH.	1	1
- 13	45-115011-2	.	.	RIB,RH.	1	1
	45-115028-23	.	.	PLATE,RH.	1	1
	50-110086-1	.	.	LINER,LOWER INBD LH	1	1
	50-110086-2	.	.	LINER,LOWER INBD RH	1	1
- 14	95-110015-35	.	.	LINER,LOWER OUTBD LH/25 GAL.CAPACITY/	1	1
	95-110015-36	.	.	LINER,LOWER OUTBD RH/25 GAL.CAPACITY/	1	1
	35-115431-105	.	.	LINER,LOWER OUTBD/40 GAL.CAPACITY/	1	1
- 15	50-110080	.	.	LINER ASSY,UPPER LH /STA 23 TO 39/	1	1
	50-110080-1	.	.	LINER ASSY,UPPER RH /STA 23 TO 39/	1	1
	50-110080-2	.	.	LINER	1	1
- 16	50-110081	.	.	RETAINER.	4	1
	33-110010-607	.	.	PAN ASSY/25 GAL.CAPACITY/	1	1
	33-110010-608	.	.	PAN ASSY/25 GAL.CAPACITY/	1	1
- 17	50-110010-110	.	.	LINER ASSY,LH/40 GAL.CAPACITY/	1	1
	50-110010-111	.	.	LINER ASSY,RH/40 GAL.CAPACITY/	1	1
	50-110078	.	.	LINER,UPPER LH /25 GAL./ /STA 47 TO 73/	1	1
	50-110078-1	.	.	LINER,UPPER RH /25 GAL./ /STA 47 TO 73/	1	1
- 18	35-115431-123	.	.	LINER,UPPER /40 GAL./ /STA 47 TO 113/	1	1
	95-110015-9	.	.	FORMER,LOWER LH /STA 31.75/	1	1
	95-110015-10	.	.	FORMER,LOWER RH /STA 31.75/	1	1
	95-110015-11	.	.	FORMER,UPPER LH /STA 31.75/	1	1
	95-110015-72	.	.	FORMER,UPPER RH /STA 31.75/	1	1
- 19	95-110015-13	.	.	FORMER,LOWER LH /STA 39.375/	1	1
	95-110015-14	.	.	FORMER,LOWER RH /STA 39.375/	1	1
	95-110015-15	.	.	FORMER,UPPER LH /STA 39.375/	1	1
	95-110015-16	.	.	FORMER,UPPER RH /STA 39.375/	1	1
- 20	95-110015-17	.	.	FORMER,LOWER LH /STA 47/	1	1
	95-110015-18	.	.	FORMER,LOWER RH /STA 47/	1	1
	95-110015-19	.	.	FORMER,UPPER LH /STA 47/	1	1
	95-110015-20	.	.	FORMER,UPPER RH /STA 47/	1	1
	50-110010-22	.	.	DOUBLER,LOWER LH /STA 47/	1	1
- 21	50-110010-23	.	.	DOUBLER,LOWER RH /STA 47/	1	1
	50-110010-66	.	.	DOUBLER,UPPER LH /STA 47/	1	1
	50-110010-67	.	.	DOUBLER,UPPER RH /STA 47/	1	1
- 22	95-110015-21	.	.	FORMER,LOWER LH /STA 53/	1	1
	95-110015-22	.	.	FORMER,LOWER RH /STA 53/	1	1
	95-110015-23	.	.	FORMER,UPPER LH /STA 53/	1	1
	95-110015-24	.	.	FORMER,UPPER RH /STA 53/	1	1
- 23	95-110015-25	.	.	FORMER,UPPER LH /STA 59/	1	1
	95-110015-26	.	.	FORMER,UPPER RH /STA 59/	1	1
	95-110015-27	.	.	FORMER,LOWER LH /STA 59/	1	1
	95-110015-28	.	.	FORMER,LOWER RH /STA 59/	1	1
- 24	95-110015-29	.	.	FORMER,UPPER LH /STA 66/	1	1
	95-110015-30	.	.	FORMER,UPPER RH /STA 66/	1	1

BEECHCRAFT
BONANZA V35B
ILLUSTRATED PARTS CATALOG



35-33-7

B E E C H C R A F T
B O N A N Z A V 3 5 B
I L L U S T R A T E D P A R T S C A T A L O G

FIG. & INDEX NO.	PART NO.	DESCRIPTION							UNITS PER ASSY	USABLE ON CODE
		1	2	3	4	5	6	7		
33	95-110015-31	1	1
	95-110015-32	1	1
- 23	35-115431-627	1	1
	35-115431-628	1	1
	35-115431-41	1	1
	35-115431-42	1	1
	35-115431-45	1	1
	35-115431-46	1	1
- 24	35-115431-39	1	1
	35-115431-40	1	1
	35-115431-117	1	1
	35-115431-118	1	1
- 25	35-115431-611	1	1
	35-115431-612	1	1
	35-115431-23	1	1
	35-115431-24	1	1
- 26	35-115431-609	1	1
	35-115431-610	1	1
	35-115431-29	1	1
	35-115431-30	1	1
- 27	35-115431-5	1	1
	35-115431-6	1	1
- 28	50-110010-54	1	1
	50-110010-55	1	1
- 29	50-110010-52	1	1
	50-110010-53	1	1
- 30	50-110010-50	1	1
	50-110010-51	1	1
- 31	35-115431-7	1	1
	35-115431-8	1	1
- 32	35-115431-9	1	1
	35-115431-10	1	1
- 33	35-115431-11	1	1
	35-115431-12	1	1
- 34	96-110007-5	1	1
	96-110007-6	1	1
- 35	50-110079	1	1
	50-110079-1	1	1
	50-110010-86	1	1
	95-110041-61	1	1
	95-110041-69	1	1
	50-110010-87	1	1
	95-110041-62	1	1
	95-110041-70	1	1
- 36	45-115089-33	1	1
	95-110018	1	1
- 37	35-115431-93	1	1
	35-115431-94	1	1
	000-110155-1	1	1
	000-110155-2	1	1
	95-110041-73	1	1
	95-110041-74	1	1
	35-115431-615	1	1
	35-115431-616	1	1
- 38	35-115431-621	1	1
	35-115431-622	1	1

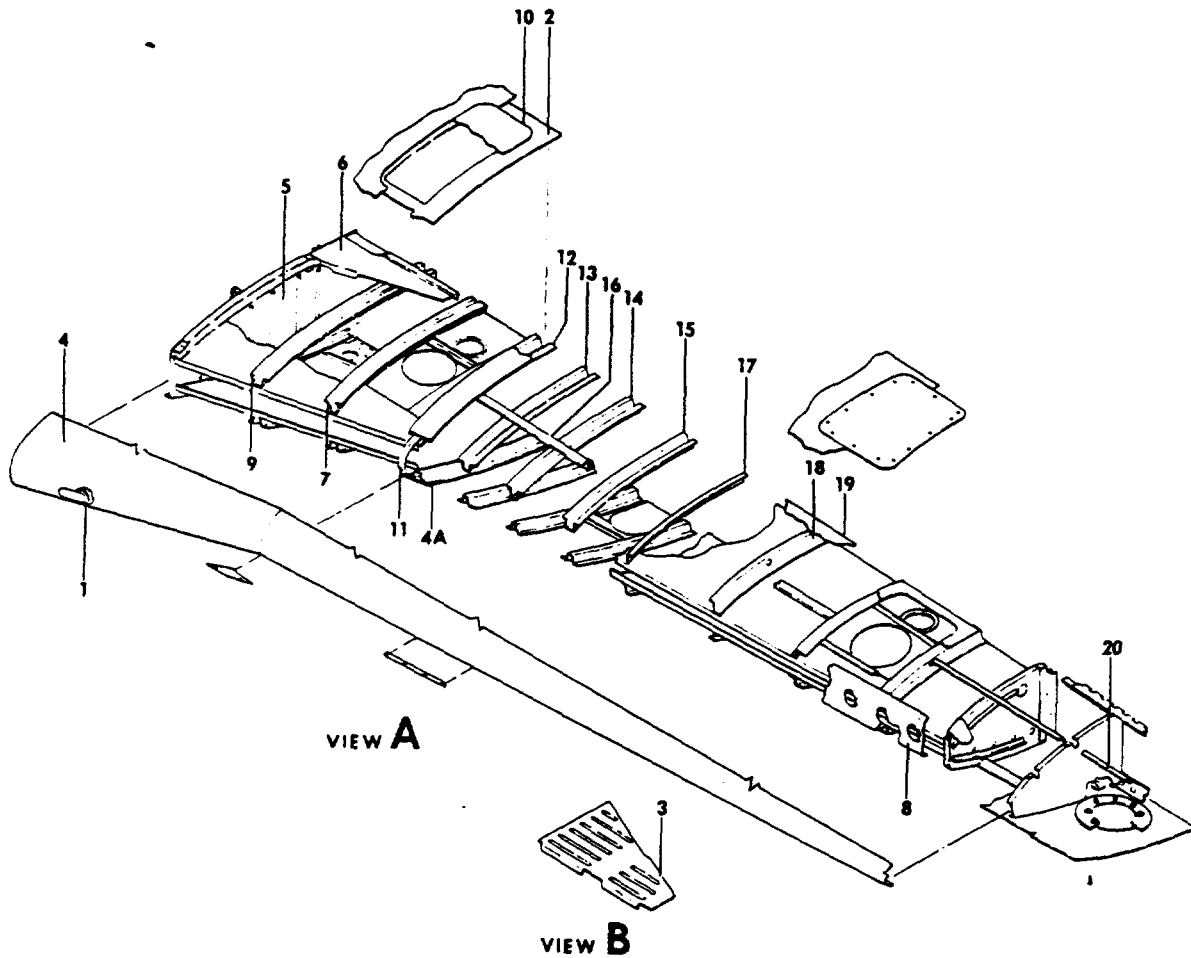
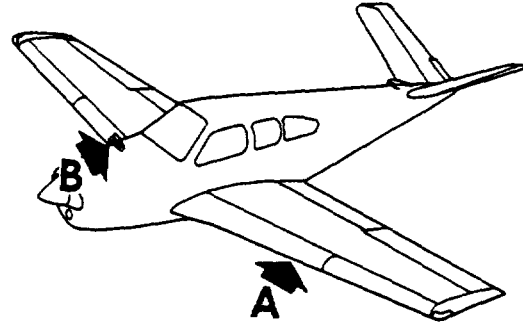
C O D E S O F E F F E C T I V I T Y

1 D-9069 THRU D-9562
EXCEPT D-9536

BEECHCRAFT
BONANZA V35B
ILLUSTRATED PARTS CATALOG

FIGURE 33A
WING INBOARD LEADING EDGE
D-9536, D-9563 AND AFTER

BEECHCRAFT
BONANZA V35B
ILLUSTRATED PARTS CATALOG

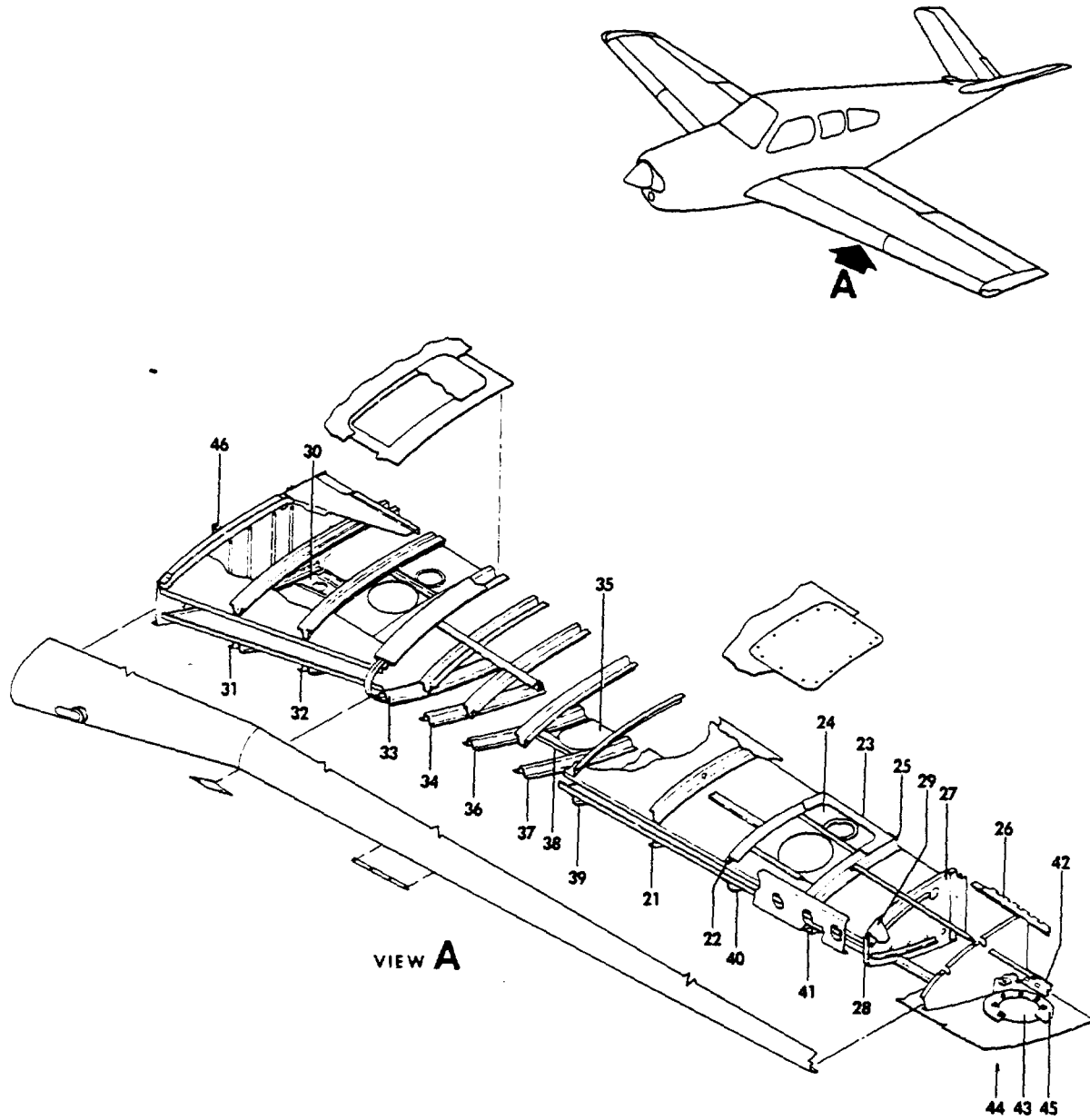


35-33A-16

B E E C H C R A F T
B O N A N Z A V 3 5 B
I L L U S T R A T E D P A R T S C A T A L O G

FIG. & INDEX NO.	PART NO.	DESCRIPTION	UNITS PER ASSY	USABLE ON CODE
		1 2 3 4 5 6 7		
33A	000-110161-601	LEADING EDGE & MAIN SPAR,LH/COMPLETE TWO PIECE. LEADING EDGE LESS FUEL CELL/ /SPECIFY 25 OR 40 GAL. FUEL CELL/	1	1
	000-110161-602	LEADING EDGE & MAIN SPAR,RH/COMPLETE TWO PIECE. LEADING EDGE LESS FUEL CELL/ /SPECIFY 25 OR 40 GAL. FUEL CELL/	1	1
	36-110017-3	LEADING EDGE ASSY,RH/USED WITH WING RADAR/ . . .	1	2
	000-110105-609	. LEADING EDGE ASSY,LH INBOARD.	1	1
	000-110105-610	. LEADING EDGE ASSY,RH INBOARD.	1	1
	000-110105-27	. SKIN PANEL ASSY,LH /W.S. 23.881/.	1	1
	000-110105-28	. SKIN PANEL ASSY,RH /W.S. 23.881/.	1	1
- 1	000-110118-1	. COVER,AIR INLET	1	1
	000-110118-3	. SCREEN,AIR INLET.	1	1
- 2	000-110114-7	. REINFORCEMENT,LH ACCESS DOOR.	1	1
	000-110114-8	. REINFORCEMENT,RH ACCESS DOOR.	1	1
- 3	000-110108-1	. REINFORCEMENT,WALKWAY /RH WING ONLY/.	1	1
- 4	000-110109-1	. SKIN,LH /W.S. 23.881/	1	1
	000-110109-3	. SKIN,RH /W.S. 23.881/	1	1
- 4A	000-110105-49	. REINFORCEMENT,LH INBOARD LOWER.	1	1
	000-110105-50	. REINFORCEMENT,RH INBOARD LOWER.	1	1
- 5	000-110106-1	. RIB ASSY,LH /W.S. 23.881/	1	1
	000-110106-2	. RIB ASSY,RH /W.S. 23.881/	1	1
- 6	000-110111-1	. GUSSET,LH UPPER	1	1
	000-110111-2	. GUSSET,RH UPPER	1	1
- 7	000-110135-7	. FORMER,LH LOWER	1	1
	000-110135-8	. FORMER,RH UPPER	1	1
- 8	000-110116-1	. SPAR ASSY,LH INBOARD LEADING EDGE	1	1
	000-110116-2	. SPAR ASSY,RH INBOARD LEADING EDGE	1	1
- 9	000-110135-1	. FORMER,LH UPPER	1	1
	000-110135-3	. FORMER,RH UPPER	1	1
- 10	000-110114-1	. COVER ASSY,LH INBOARD LEADING EDGE.	1	1
	000-110114-2	. COVER ASSY,RH INBOARD LEADING EDGE.	1	1
	MS24694SS	. SCREW	16	
	MS21049L08K	. CLIPNUT	16	
	000-110114-3	. COVER,LH INBOARD LEADING EDGE	1	1
	000-110114-4	. COVER,RH INBOARD LEADING EDGE	1	1
	000-110114-5	. ANGLE,LH & RH INBOARD LEADING EDGE.	1	1
- 11	000-110105-51	. SPLICE,LH INBOARD LEADING EDGE.	1	1
	000-110105-52	. SPLICE,RH INBOARD LEADING EDGE.	1	1
- 12	000-110135-11	. FORMER,LH UPPER	1	1
	000-110135-12	. FORMER,RH UPPER	1	1
- 13	000-110135-15	. FORMER,LH UPPER	1	1
	000-110135-16	. FORMER,RH UPPER	1	1
- 14	000-110135-19	. FORMER,LH UPPER	1	1
	000-110135-20	. FORMER,RH UPPER	1	1
	000-110117-1	. CLIP,LH	12	1
	000-110117-2	. CLIP,RH	12	1
- 15	000-110135-23	. FORMER,LH UPPER	1	1
	000-110135-24	. FORMER,RH UPPER	1	1
- 16	000-110132-1	. STRINGER,LH UPPER	1	1
	000-110132-2	. STRINGER,RH UPPER	1	1
- 17	000-110154-1	. REINFORCEMENT,LH /Z SECTION/ UPPER.	1	1
	000-110154-2	. REINFORCEMENT,RH /Z SECTION/ UPPER.	1	1
- 18	000-110152-1	. REINFORCEMENT,LH /Z SECTION/ UPPER.	1	1
	000-110152-2	. REINFORCEMENT,RH /Z SECTION/ UPPER.	1	1
- 19	000-110105-55	. SKIN,LH INBOARD LEADING EDGE.	1	1
	000-110105-56	. SKIN,RH INBOARD LEADING EDGE.	1	1
- 20	000-110132-9	. STRINGER,LH UPPER	1	1
	000-110132-10	. STRINGER,RH UPPER	1	1

BEECHCRAFT
BONANZA V35B
ILLUSTRATED PARTS CATALOG

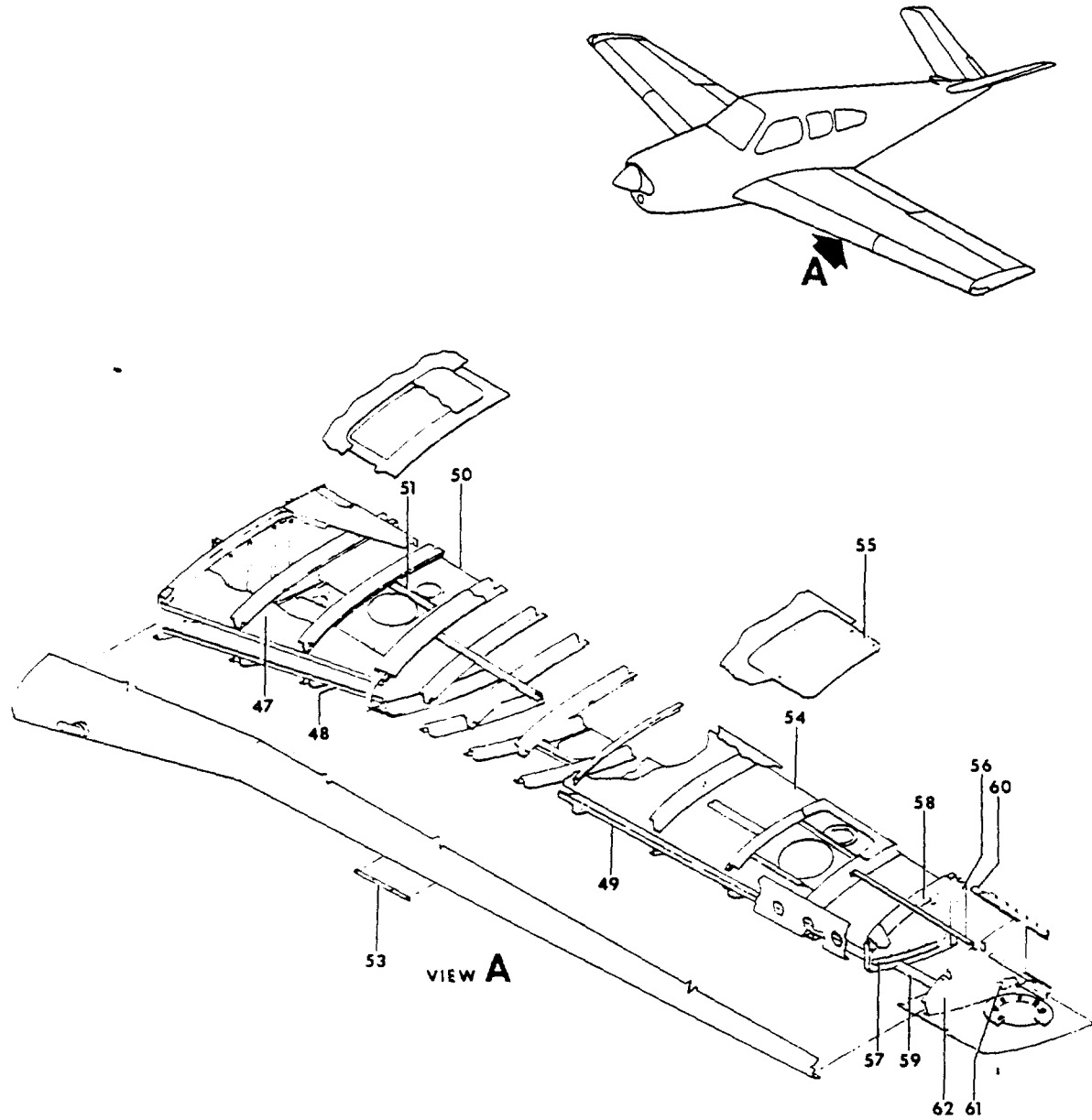


35-33A-17

B E E C H C R A F T
B O N A N Z A V 3 5 B
I L L U S T R A T E D P A R T S C A T A L O G

FIG. & INDEX NO.	PART NO.	DESCRIPTION	UNITS PER ASSY	USABLE ON CODE
		1 2 3 4 5 6 7		
33A - 21	000-110136-3	. . STIFFENER,LH LOWER.	1	1
	000-110136-4	. . STIFFENER,RH LOWER.	1	1
- 22	000-110148-1	. . REINFORCEMENT,LH /Z SECTION/ UPPER.	1	1
	000-110148-2	. . REINFORCEMENT,RH /Z SECTION/ UPPER.	1	1
- 23	000-110115-1	. . REINFORCEMENT /LH & RH/ UPPER.	1	1
- 24	000-110155-1	. . SUPPORT ASSY,LH FUEL CELL INBD /W.S. 98.00/	1	1
	000-110155-2	. . SUPPORT ASSY,RH FUEL CELL INBD /W.S. 98.00/	1	1
	000-110155-3	. . LINER,LH FUEL CELL INBD LEADING EDGE.	1	1
	000-110155-4	. . LINER,RH FUEL CELL INBD LEADING EDGE.	1	1
	000-110155-5	. . ANGLE,FUEL CELL SUPPORT /LH & RH/	1	1
	330865	. . GROMMET /LH & RH/	1	1
- 25	000-110151-1	. . REINFORCEMENT,LH /Z SECTION/ UPPER.	1	1
	000-110151-2	. . REINFORCEMENT,RH /Z SECTION/ UPPER.	1	1
- 26	000-110083-5	. . HINGE LEAF,WING LEADING EDGE /UPPER/.	1	1
- 27	000-110107-13	. . RIB ASSY,LH INBOARD LEADING EDGE.	1	1
	000-110107-14	. . RIB ASSY,RH INBOARD LEADING EDGE.	1	1
	000-110107-1	. . RIB,LH /W.S. 113.172/	1	1
	000-110107-2	. . RIB,RH /W.S. 113.172/	1	1
	000-110107-11	. . REINFORCEMENT /LH & RH/	1	1
- 28	000-110107-5	. . ANGLE,TIE IN /LH & RH/ LEADING EDGE	1	1
	000-110117-3	. . CLIP /LH & RH/.	1	1
- 29	000-110105-69	. . GUSSET /LH & RH/.	1	1
- 30	000-110112-1	. . GUSSET,LH LOWER	1	1
	000-110112-2	. . GUSSET,RH LOWER	1	1
- 31	000-110135-5	. . FORMER,LH LOWER	1	1
	000-110135-6	. . FORMER,RH LOWER	1	1
- 32	000-110135-9	. . FORMER,LH	1	1
	000-110135-10	. . FORMER,RH LOWER	1	1
- 33	000-110135-13	. . FORMER,LH LOWER	1	1
	000-110135-14	. . FORMER,RH LOWER	1	1
- 34	000-110135-17	. . FORMER,LH LOWER	1	1
	000-110135-18	. . FORMER,RH LOWER	12	1
	000-110117-1	. . CLIP,LH	12	1
	000-110117-2	. . CLIP,RH	1	1
- 35	000-110105-83	. . COVER,INBOARD LEADING EDGE /LH & RH/	1	1
		/ATTACHING PARTS/		
	MS24694S5	. . SCREW	7	
	MS21051L08	. . NUTPLATE.	6	
	MS21047L08	. . NUTPLATE.	1	
- 36	000-110135-21	. . FORMER,LH LOWER /W.S. 59.00/.	1	1
	000-110135-22	. . FORMER,RH LOWER /W.S. 59.00/.	1	1
- 37	000-110135-25	. . FORMER,LH LOWER	1	1
	000-110135-26	. . FORMER,RH LOWER	1	1
- 38	000-110105-53	. . ANGLE,INBOARD LEADING EDGE /STA. 63.00/	1	1
- 39	000-110153-1	. . REINFORCEMENT,LH /Z SECTION/ STA 73.019	1	1
	000-110153-2	. . REINFORCEMENT,RH /Z SECTION/ STA 73.019	1	1
- 40	000-110147-1	. . REINFORCEMENT,LH /Z SECTION/.	1	1
	000-110147-2	. . REINFORCEMENT,RH /Z SECTION/.	1	1
- 41	000-110149-1	. . REINFORCEMENT,LH /Z SECTION/ LOWER.	1	1
	000-110149-2	. . REINFORCEMENT,RH /Z SECTION/ LOWER.	1	1
- 42	000-110083-7	. . HINGE LEAF,WING LEADING EDGE /LOWER/.	1	1
- 43	000-110105-75	. . COVER,INBOARD LEADING EDGE /LH & RH/	1	1
		/ATTACHING PARTS/		
- 44	MS24694S5	. . SCREW	8	
	MS21049L08K	. . NUTPLATE.	8	
- 45	000-110105-77	. . REINFORCEMENT,COVER LEADING EDGE /LH & RH/.	1	1
- 46	000-110137-1	. . RIB,LH CLOSURE /W.S. 23.881/.	1	1
	000-110137-2	. . RIB,RH CLOSURE /W.S. 23.881/.	1	1

BEECHCRAFT
BONANZA V35B
ILLUSTRATED PARTS CATALOG



35-33A-18

BEECHCRAFT
 BONANZA V35B
 ILLUSTRATED PARTS CATALOG

FIG. & INDEX NO.	PART NO.	DESCRIPTION	UNITS PER ASSY	USABLE ON CODE
		1 2 3 4 5 6 7		
33A - 47	000-110168-1	• LINER,LH INBOARD UPPER.	1	1
	000-110168-2	• LINER,RH INBOARD UPPER.	1	1
- 48	000-110169-1	• LINER,LH INBOARD LOWER.	1	1
	000-110169-2	• LINER,RH INBOARD LOWER.	1	1
- 49	000-110171-1	• LINER,LH INBOARD LOWER CENTER	1	1
	000-110171-2	• LINER,RH INBOARD LOWER CENTER	1	1
	000-110165-1	• SUPPORT ASSY,LH FUEL CELL INBD /W.S. 39.375/.	1	1
	000-110165-2	• SUPPORT ASSY,RH FUEL CELL INBD /W.S. 39.375/.	1	1
	000-110165-3	• CLIP ASSY,SUPPORT FUEL CELL	2	1
	000-110165-13	• CLIP,LH & RH.	1	1
	MS21047L06	• NUTPLATE.	1	1
	000-110165-5	• CLIP ASSY,FUEL CELL LEADING EDGE.	1	1
	000-110165-7	• CLIP ASSY,FUEL CELL LEADING EDGE.	1	1
	000-110165-15	• CLIP,LH	1	1
	000-110165-17	• CLIP,RH	1	1
	MS21047L06	• NUTPLATE.	1	1
- 50	000-110165-9	• SUPPORT,LH.	1	1
	000-110165-10	• SUPPORT,RH.	1	1
- 51	000-110165-11	• ANGLE /LH & RH/	1	1
	330865	• GROMMET /LH & RH/	1	1
- 52	R	• DELETED		
- 53	000-110175-1	• STRIP,STALL /LH & RH/	1	1
- 54	000-110170-1	• LINER,LH INBD UPPER CENTER.	1	1
	000-110170-2	• LINER,RH INBD UPPER CENTER.	1	1
- 55	000-110115-21	• COVER & REINFORCEMENT INBD LEADING EDGE LH.	1	1
	000-110115-22	• COVER & REINFORCEMENT INBD LEADING EDGE RH.	1	1
	MS24694S5	• SCREW	14	
	000-110117-3	• CLIP.	3	1
- 56	000-110107-3	• ZEE,LH.	1	1
	000-110107-4	• ZEE,RH.	1	1
- 57	000-110107-7	• ANGLE,LH.	1	1
	000-110107-8	• ANGLE,RH.	1	1
- 58	000-110107-9	• ANGLE,LH.	1	1
	000-110107-10	• ANGLE,RH.	1	1
- 59	000-110132-13	• STRINGER,LH	1	1
	000-110132-14	• STRINGER,RH	1	1
- 60	000-110161-7	• ANGLE /LH & RH/	2	1
- 61	000-920012-7	• VENT ASSY,FUEL INBD LEADING EDGE/W.S.122.750/.	1	1
	36-110017-63	• VENT ASSY,FUEL/RADAR/W.S. 122.750/.	1	2
	000-920012-5	• FLANGE.	1	1
	000-920012-9	• TUBE.	1	1
- 62	000-110016-1	• RIB,LH /W.S. 122.750/	1	1
	000-110016-2	• RIB,RH /W.S. 122.750/	1	1

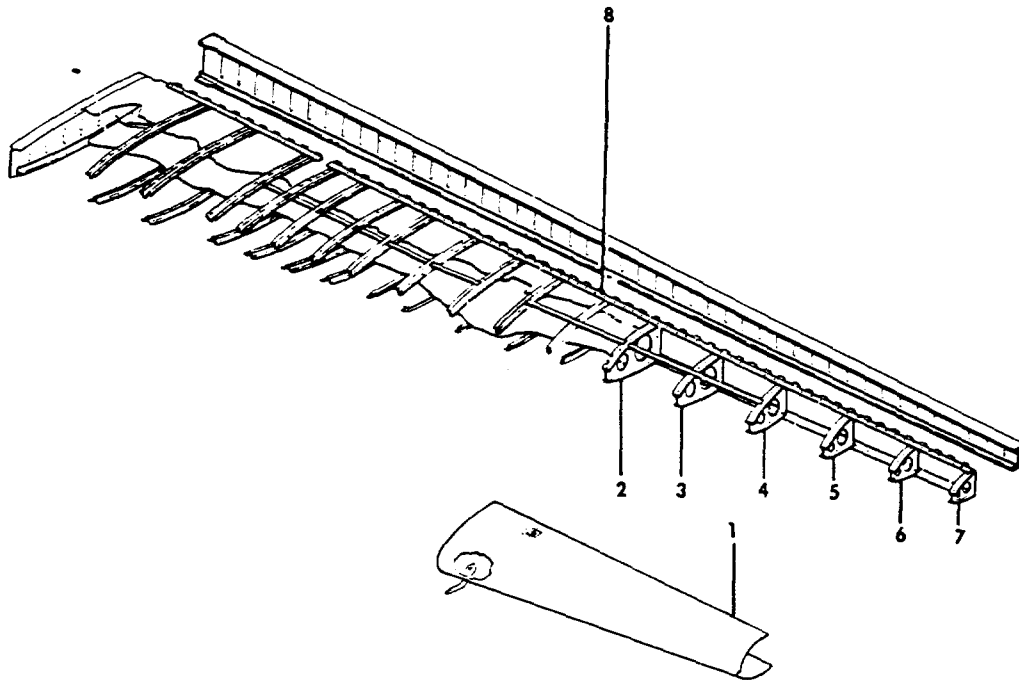
CODES OF EFFECTIVITY

- 1 D-9536
- 2 D-10264 AND AFTER
- D-9563 AND AFTER

B E E C H C R A F T
B O N A N Z A V 3 5 B
I L L U S T R A T E D P A R T S C A T A L O G

FIGURE 34
WING OUTBOARD LEADING EDGE
D-9069 THRU D-9562, EXCEPT D-9536

BEECHCRAFT
BONANZA V35B
ILLUSTRATED PARTS CATALOG



35-34-2

B E E C H C R A F T
B O N A N Z A V 3 5 8
I L L U S T R A T E D P A R T S C A T A L O G

FIG. & INDEX NO.	PART NO.	DESCRIPTION							UNITS PER ASSY	USABLE ON CODE
		1	2	3	4	5	6	7		
34	000-110015-613	LEADING EDGE ASSY,OUTBD LH /STA 122.750 TO 191/							1	1
	000-110015-614	LEADING EDGE ASSY,OUTBD RH /STA 122.750 TO 191/							1	1
- 1	35-115431-107	. SKIN,LH							1	1
	35-115431-108	. SKIN,RH							1	1
- 2	35-115046	. RIB ASSY,LH /STA 122.75/.							1	1
	35-115046-1	. RIB ASSY,RH /STA 122.75/.							1	1
- 3	95-110015-157	. RIB ASSY,LH /STA 136.188/							1	1
	95-110015-158	. RIB ASSY,RH /STA 136.188/							1	1
- 4	95-110015-155	. RIB ASSY,LH /STA 148.875/							1	1
	95-110015-156	. RIB ASSY,RH /STA 148.875/							1	1
- 5	95-110015-153	. RIB ASSY,LH /STA 162.563/							1	1
	95-110015-154	. RIB ASSY,RH /STA 162.563/							1	1
- 6	35-115035	. RIB ASSY,LH /STA 175.281/							1	1
	35-115035-1	. RIB ASSY,RH /STA 175.281/							1	1
- 7	35-115034	. RIB ASSY,LH /STA 191/							1	1
	35-115034-1	. RIB ASSY,RH /STA 191/							1	1
- 8	35-115431-113	. HINGE,UPPER LH.							1	1
	35-115431-114	. HINGE,UPPER RH.							1	1
	35-115431-115	. HINGE,LOWER LH.							1	1
	35-115431-116	. HINGE,LOWER RH.							1	1
	50-110010-48	. SPLICE,LH							1	1
	50-110010-49	. SPLICE,RH							1	1
	96-110007-3	. STRINGER,LH /STA 122 TO 175/.							1	1
	96-110007-4	. STRINGER,RH /STA 122 TO 175/.							1	1
	96-110007-13	. SPLICE,STRINGER LH.							1	1
	96-110007-14	. SPLICE,STRINGER RH.							1	1

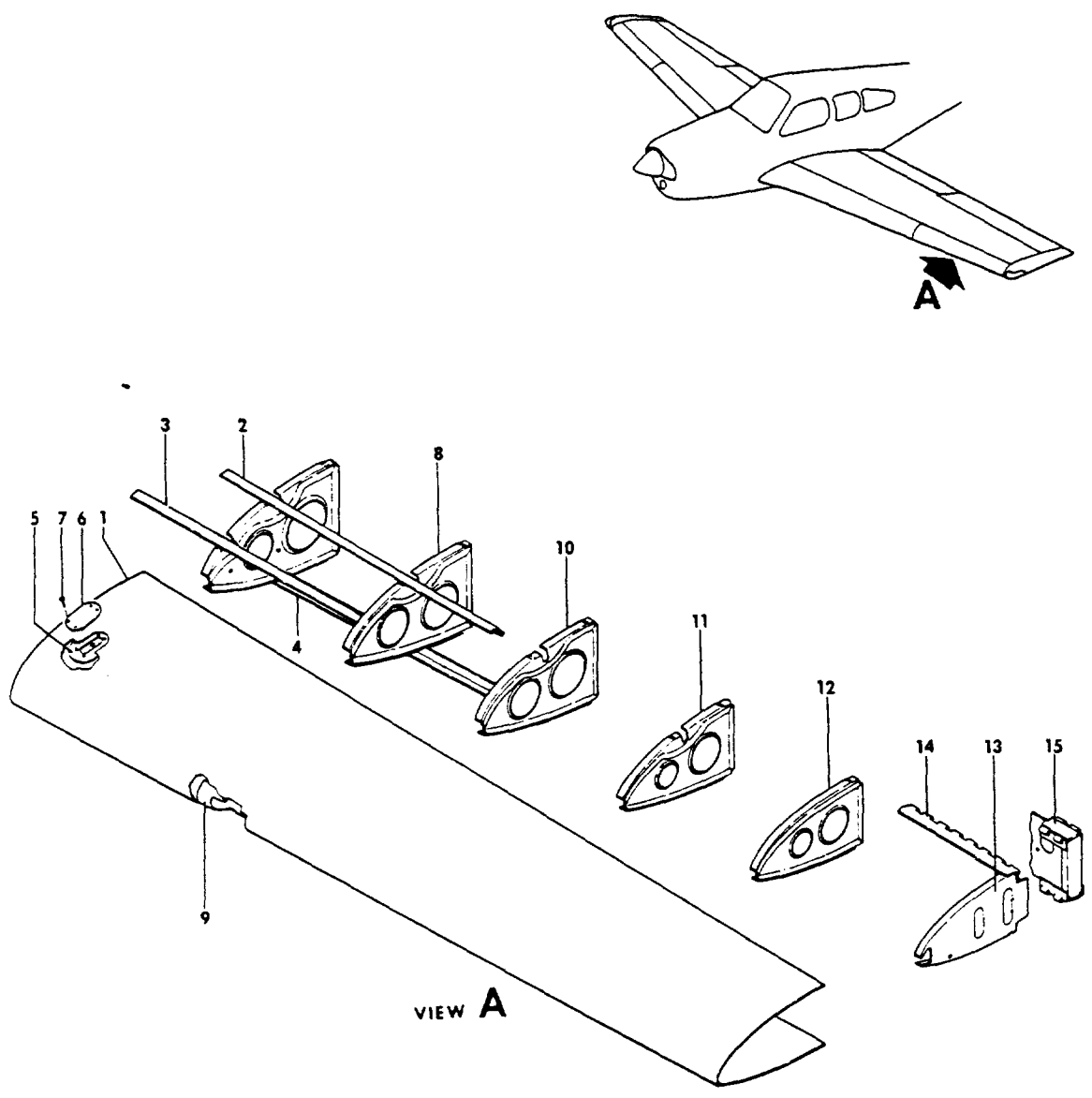
C O D E S O F E F F E C T I V I T Y

1 D-9069 THRU D-9502,
EXCEPT D-9536

BEECHCRAFT
BONANZA V35B
ILLUSTRATED PARTS CATALOG

FIGURE 34A
WING OUTBOARD LEADING EDGE
D-9536, D-9563 AND AFTER

BEECHCRAFT
BONANZA V35B
ILLUSTRATED PARTS CATALOG



33-34A-4

B E E C H C R A F T
 BONANZA V35B
 I L L U S T R A T E D P A R T S C A T A L O G

FIG. & INDEX NO.	PART NO.	1 2 3 4 5 6 7	DESCRIPTION	UNITS	USABLE	
				PER ASSY	ON CODE	
34A	000-110161-601		LEADING EDGE & MAIN SPAR,LH	1	1	
	000-110161-602		LEADING EDGE & MAIN SPAR,RH	1	1	
	36-110017-3		LEADING EDGE ASSY,RH WING/USED WITH WING RADAR/	1	2	
	000-110015-613		. LEADING EDGE ASSY,OUTBD LH/W.S.122.50 TO 191/	1	1	
	000-110015-614		. LEADING EDGE ASSY,OUTBD RH/W.S.122.50 TO 191/	1	1	
	36-110017-61		. LEADING EDGE ASSY,RH/RADAR/	1	2	
	- 1	000-110015-5		. . SKIN,LH OUTBD LEADING EDGE/W.S. 122 TO 191/	1	1
		000-110015-11		. . SKIN,RH OUTBD LEADING EDGE/W.S. 122 TO 191/	1	1
		000-110017-53		. . SKIN,RH OUTBD LEADING EDGE.	1	2
	- 2	000-110015-7		. . STRINGER,LH /W.S. 122.75 TO 175.00/	1	1
		000-110015-8		. . STRINGER,RH /W.S. 122.75 TO 175.00/	1	1
		00-110017-57		. . STRINGER,RH	1	2
	- 3	000-110015-9		. . STRINGER,LH /W.S. 122.75 TO 136.188/.	1	1
		000-110015-10		. . STRINGER,RH /W.S. 122.75 TO 136.188/.	1	1
	- 4	000-110027-1		. . REINFORCEMENT/LH & RH/ /W.S. 122.75 TO 148/	1	1
		000-110025-1		. . REINFORCEMENT ASSY,SKIN PITOT MAST MOUNTING	1	1
	- 5	000-110025-3		. . . REINFORCEMENT	1	1
		36-11017-7		. . RIB,RH/RADAR/W.S.122.75/.	1	2
		36-110017-23		. . RIB,RH/RADAR/W.S.122.75/.	1	2
		36-110017-25		. . ANGLE,RH/RADAR/	1	2
		36-110017-69		. . RIB,RH/RADAR/W.S.124/	1	2
	- 6	000-110026-1		. . COVER,PITOT MAST MOUNTING	1	1
				/ATTACHING PARTS/		
	- 7	MS24694S5		. . SCREW	4	
	- 8	000-110020-3		. . RIB,LH /W.S. 136.188/	1	1
		000-110020-4		. . RIB,RH /W.S. 136.188/	1	1
		36-110017-37		. . RIB,RH/W.S. 145/	1	2
		36-110017-39		. . WEB,RH/W.S.145/	1	2
		36-110017-43		. . ANGLE/RH/	1	2
		36-110017-45		. . ANGLE/RH/	1	2
	- 9	000-110029-39		. . DOUBLER /LH ONLY/ /W.S. 136.188 TO 148.875/	1	1
	- 10	000-110017-3		. . RIB,LH /W.S. 148.875/	1	1
		000-110017-4		. . RIB,RH /W.S. 148.875/	1	1
		36-110017-11		. . RIB,RH/W.S. 148.875/	1	2
		36-110017-13		. . ANGLE/RH/	1	2
		36-110017-27		. . ANGLE/RH/	1	2
		36-110017-29		. . ANGLE/RH/	1	2
	- 11	000-110018-3		. . RIB,LH /W.S. 162.563/	1	1
		000-110018-4		. . RIB,RH/W.S. 162.563/	1	1
	- 12	000-110019-1		. . RIB,LH/W.S. 175.281/	1	1
		000-110019-2		. . RIB,RH/W.S. 175.281/	1	1
	000-110096-3		. . RIB ASSY,LH/W.S. 191.0/	1	1	
	000-110096-4		. . RIB ASSY,RH/W.S. 191.0/	1	1	
- 13	000-110096-1		. . . RIB,LH.	1	1	
	000-110096-2		. . . RIB,RH.	1	1	
- 14	000-110083-3		. . HINGE /LH & RH/ /UPPER & LOWER/	2	1	
	36-110017-5		. . COVER,WING RADAR ANTENNA.	1	2	
- 15	000-110010-1		FRONT SPAR ASSY,LH /SEE FIG. 35A/	1	1	
	000-110010-2		FRONT SPAR ASSY,RH /SEE FIG. 35A/	1	1	
	000-110010-69		FRONT SPAR ASSY,RH/SEE FIG.35A/RADAR/	1	2	

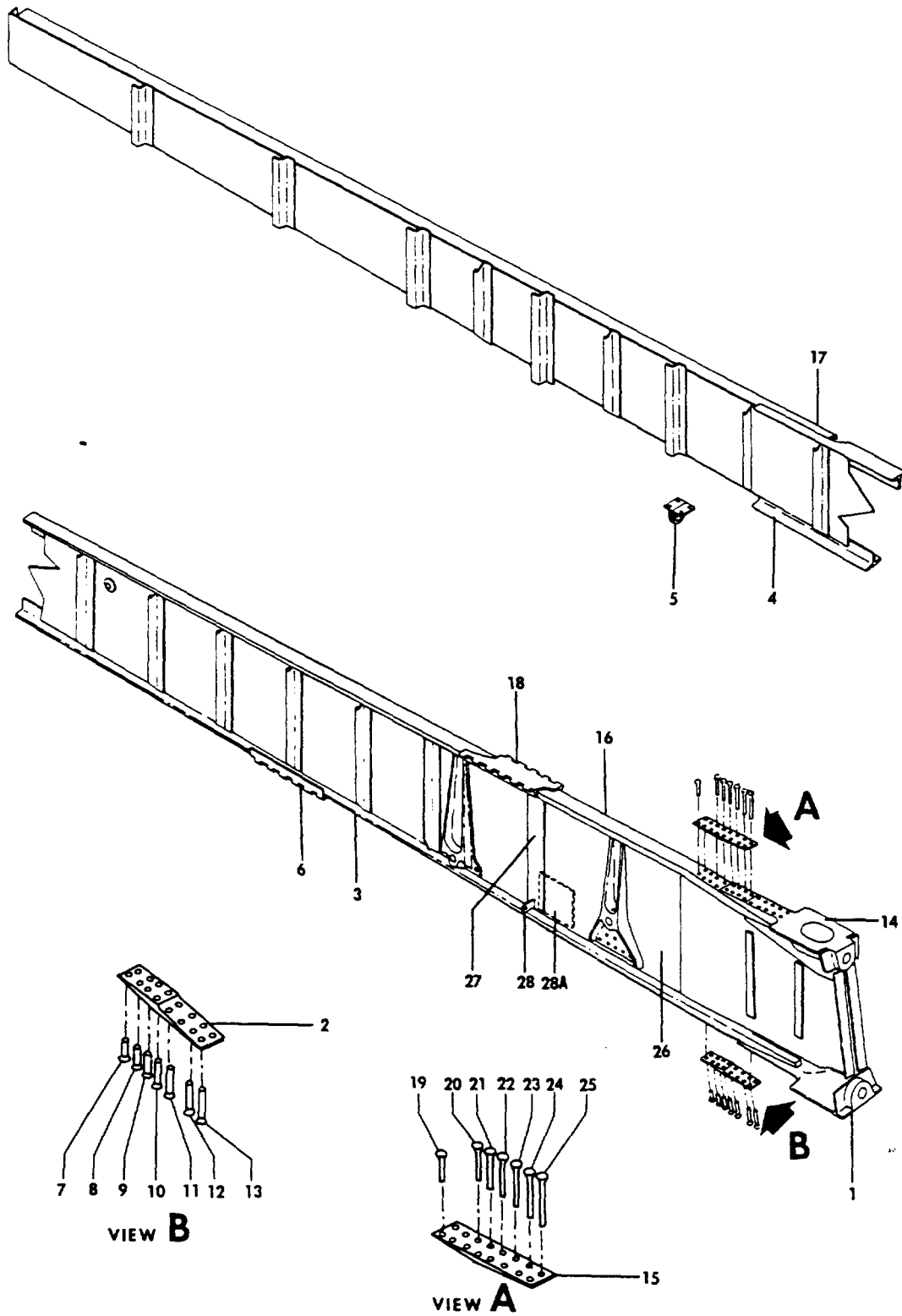
CODES OF EFFECTIVITY

1 D-9536, 2 D-10264 AND AFTER
 D-9563 AND AFTER

BEECHCRAFT
BONANZA V35B
ILLUSTRATED PARTS CATALOG

FIGURE 35
WING FRONT SPAR
D-9069 THRU D-9343

BEECHCRAFT
 BONANZA V35B
 ILLUSTRATED PARTS CATALOG

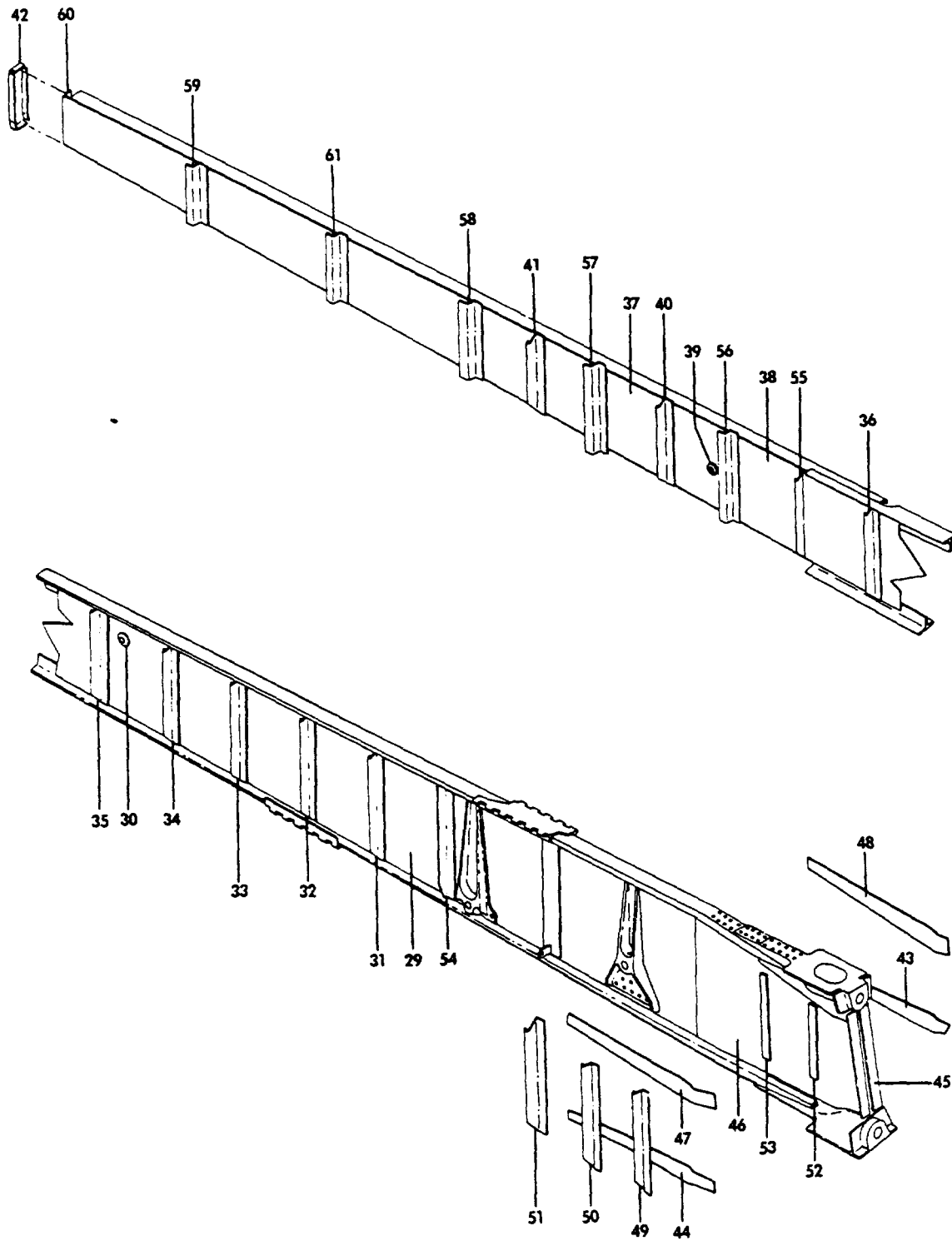


33-36-1

B E E C H C R A F T
B O N A N Z A V 3 5 8
I L L U S T R A T E D P A R T S C A T A L O G

FIG. & INDEX NO.	PART NO.	DESCRIPTION							UNITS PER ASSY	USABLE ON CODE	
		1	2	3	4	5	6	7			
35	35-110061-1	SPAR ASSY,WING FRONT LH							1	1	
	35-110061-2	SPAR ASSY,WING FRONT RH							1	1	
		35-110061-601	. CAP ASSY,FRONT SPAR LH.							1	1
		35-110061-602	. CAP ASSY,FRONT SPAR RH.							1	1
	- 1	35-110064-1	. . ADAPTER,LH/WING ATTACHING FRONT SPAR LOWER/							1	1
		35-110064-2	. . ADAPTER,RH/WING ATTACHING FRONT SPAR LOWER/							1	1
	- 2	50-110003-22	. FILLER,FRONT SPAR							1	1
	- 3	35-110061-9	. . TEE,SPAR LH							1	1
		35-110061-10	. . TEE,SPAR RH							1	1
	- 4	35-110061-25	. . CHANNEL,SPAR LH							1	1
		35-110061-26	. . CHANNEL,SPAR RH							1	1
	- 5	35-115232	. . LUG ASSY,TIE DOWN							1	1
			/ATTACHING PARTS/								
		NAS221-9	. . SCREW							4	
		22A17-02	. . NUTPLATE							4	
	- 6	35-110061-79	. . CAP,SPAR HINGE LH							1	1
		35-110061-80	. . CAP,SPAR HINGE RH							1	1
	- 7	ASCT509T6-11	. . BOLT,LOCK							2	1
	- 8	ASCT509T6-12	. . BOLT,LOCK							2	1
	- 9	ASCT509T6-13	. . BOLT,LOCK							2	1
	- 10	ASCT509T6-14	. . BOLT,LOCK							2	1
	- 11	ASCT509T6-15	. . BOLT,LOCK							4	1
	- 12	ASCT509T6-16	. . BOLT,LOCK							8	1
	- 13	ASCT509T6-17	. . BOLT,LOCK							8	1
		LC-C6	. . COLLAR,LOCK BOLT.							28	1
		35-110061-603	. CAP ASSY,FRONT SPAR LH.							1	1
		35-110061-604	. CAP ASSY,FRONT SPAR RH.							1	1
	- 14	35-110063-1	. . ADAPTER,LH/WING ATTACHING FRONT SPAR UPPER/							1	1
	35-110063-2	. . ADAPTER,RH/WING ATTACHING FRONT SPAR UPPER/							1	1	
- 15	50-110003-22	. FILLER,FRONT SPAR							1	1	
- 16	35-110061-7	. . TEE,SPAR LH							1	1	
	35-110061-8	. . TEE,SPAR RH							1	1	
- 17	35-110061-23	. . CHANNEL,SPAR LH							1	1	
	35-110061-24	. . CHANNEL,SPAR RH							1	1	
- 18	35-110061-77	. . CAP,SPAR HINGE LH							1	1	
	35-110061-78	. . CAP,SPAR HINGE RH							1	1	
- 19	ASCT509T6-14	. . BOLT,LOCK							4	1	
- 20	ASCT509T6-15	. . BOLT,LOCK							2	1	
- 21	ASCT509T6-16	. . BOLT,LOCK							2	1	
- 22	ASCT509T6-17	. . BOLT,LOCK							4	1	
- 23	ASCT509T6-18	. . BOLT,LOCK							6	1	
- 24	ASCT509T6-19	. . BOLT,LOCK							6	1	
- 25	ASCT509T6-20	. . BOLT,LOCK							2	1	
	LC-C6	. . COLLAR,LOCK BOLT.							26	1	
	35-110061-605	. WEB ASSY,FRONT SPAR LH.							1	1	
	35-110061-606	. WEB ASSY,FRONT SPAR RH.							1	1	
- 26	35-110061-15	. . WEB,FRONT SPAR LH							1	1	
	35-110061-16	. . WEB,FRONT SPAR RH							1	1	
- 27	35-110061-39	. . STIFFENER,FRONT SPAR WEB.							1	1	
- 28	35-115020-74	. . BRACKET,FRONT SPAR WEB.							1	1	
- 28A	35-110061-81	. DOUBLER							1	1	

BEECHCRAFT
BONANZA V35B
ILLUSTRATED PARTS CATALOG

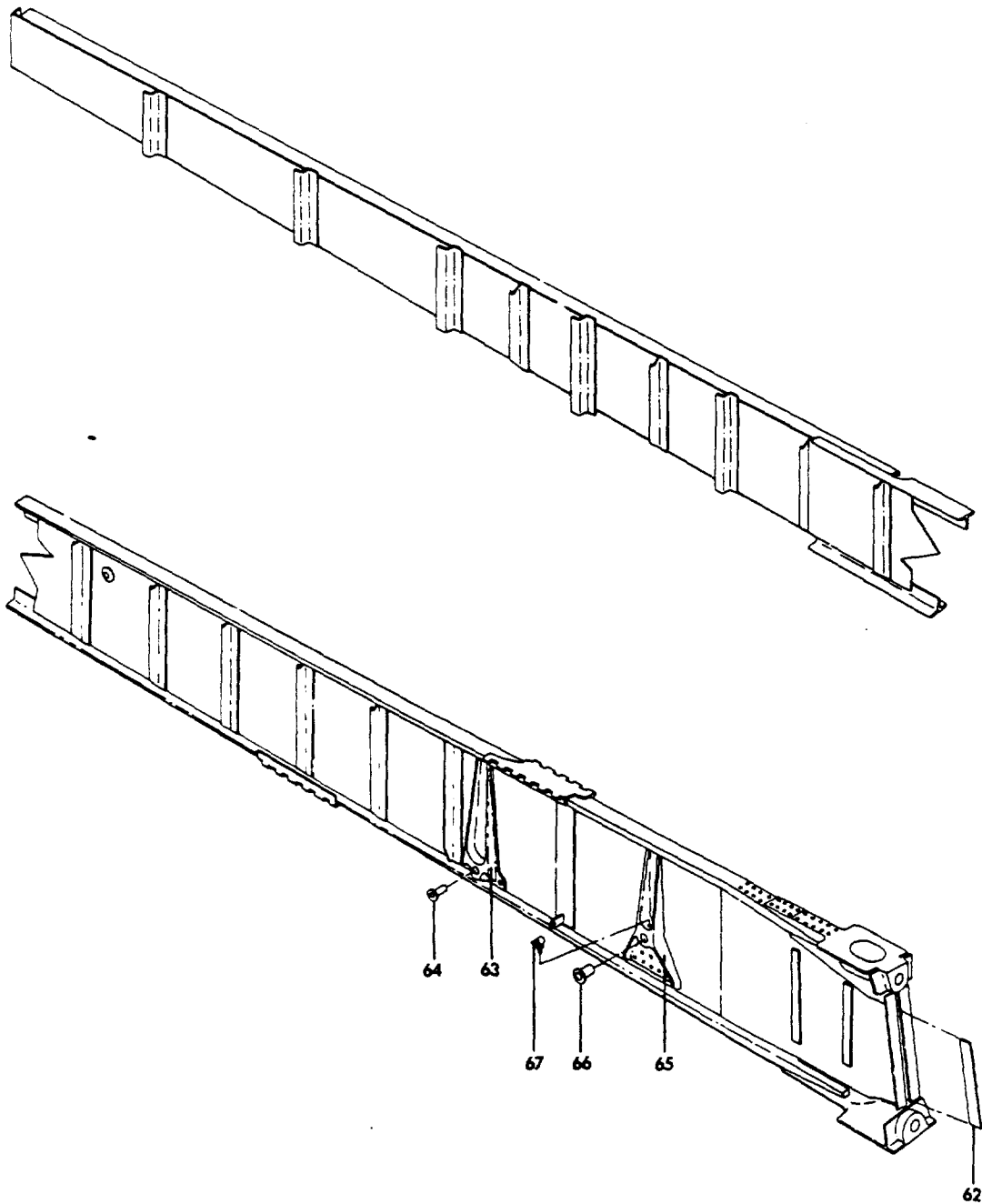


33-35-2

B E E C H C R A F T
B O N A N Z A V 3 5 B
I L L U S T R A T E D P A R T S C A T A L O G

FIG. & INDEX NO.	PART NO.	DESCRIPTION	UNITS							USABLE ON CODE
			PER ASSY	1	2	3	4	5	6	
35	35-110061-607	. WEB ASSY,FRONT SPAR LH.	1							1
	35-110061-608	. WEB ASSY,FRONT SPAR RH.	1							1
- 29	35-110061-21	. . WEB,FRONT SPAR LH /STA 65 TO 115/	1							1
	35-110061-22	. . WEB,FRONT SPAR RH /STA 65 TO 115/	1							1
- 30	MS35489-6	. . GROMMET,SPAR /STA 99/	1							1
- 31	35-110061-45	. . STIFFENER,SPAR /STA 73/	1							1
- 32	35-110061-47	. . STIFFENER,SPAR /STA 80/	1							1
- 33	35-110061-49	. . STIFFENER,SPAR /STA 87/	1							1
- 34	35-110061-51	. . STIFFENER,SPAR /STA 94/	1							1
- 35	35-110061-53	. . STIFFENER,SPAR /STA 101/	1							1
- 36	35-110061-55	. . STIFFENER,SPAR /STA 108/	1							1
	35-110061-609	. WEB ASSY,FRONT SPAR LH.	1							1
	35-110061-610	. WEB ASSY,FRONT SPAR RH.	1							1
- 37	35-110061-27	. . WEB,SPAR	1							1
- 38	35-110061-41	. . WEB,SPAR LH	1							1
	35-110061-42	. . WEB,SPAR RH	1							1
- 39	MS35489-4	. . GROMMET,SPAR /STA 124/	1							1
- 40	35-110061-61	. . STIFFENER,SPAR /STA 129/	1							1
- 41	35-110061-73	. . STIFFENER,SPAR /STA 142/	1							1
	35-110061-611	. STIFFENER ASSY,FRONT SPAR LH.	1							1
	35-110061-612	. STIFFENER ASSY,FRONT SPAR RH.	1							1
- 42	35-115020-8	. . STIFFENER,SPAR LH /STA 191/	1							1
	35-115020-9	. . STIFFENER,SPAR RH /STA 191/	1							1
	HIS8328C100X200	. . NUTPLATE	8							1
- 43	35-110061-3	. PLATE,SPAR TIE.	1							1
- 44	35-110061-5	. PLATE,SPAR TIE.	1							1
- 45	35-110061-11	. ANGLE,SPAR LH	1							1
	35-110061-12	. ANGLE,SPAR RH	1							1
- 46	35-110061-13	. WEB,SPAR LH	1							1
	35-110061-14	. WEB,SPAR RH	1							1
- 47	35-110061-17	. PLATE,SPAR TIE.	1							1
- 48	35-110061-19	. PLATE,SPAR TIE.	1							1
- 49	35-110061-29	. STIFFENER,SPAR LH /STA 29/	1							1
	35-110061-30	. STIFFENER,SPAR RH /STA 29/	1							1
- 50	35-110061-31	. STIFFENER,SPAR LH /STA 35/	1							1
	35-110061-32	. STIFFENER,SPAR RH /STA 35/	1							1
- 51	35-110061-33	. STIFFENER,SPAR /STA 40/	1							1
- 52	35-110061-35	. SPACER,SPAR /STA 29/	1							1
- 53	35-110061-37	. SPACER,SPAR /STA 35/	1							1
- 54	35-110061-43	. ANGLE,SPAR LH /STA 66/	1							1
	35-110061-44	. ANGLE,SPAR RH /STA 66/	1							1
- 55	35-110061-57	. STIFFENER,SPAR /STA 115/	1							1
- 56	35-110061-59	. STIFFENER,SPAR LH /STA 122/	1							1
	35-110061-60	. STIFFENER,SPAR RH /STA 122/	1							1
- 57	35-110061-71	. STIFFENER,SPAR LH /STA 136/	1							1
	35-110061-72	. STIFFENER,SPAR RH /STA 136/	1							1
- 58	35-110061-75	. STIFFENER,SPAR LH /STA 148/	1							1
	35-110061-76	. STIFFENER,SPAR RH /STA 148/	1							1
- 59	50-110003-80	. STIFFENER,SPAR LH /STA 175/	1							1
	50-110003-81	. STIFFENER,SPAR RH /STA 175/	1							1
- 60	50-110003-84	. ANGLE,SPAR /STA 191/	1							1
- 61	50-110003-76	. STIFFENER,SPAR LH /STA 162/	1							1
	50-110003-77	. STIFFENER,SPAR RH /STA 162/	1							1

BEECHCRAFT
BONANZA V35B
ILLUSTRATED PARTS CATALOG



33-35-3

B E E C H C R A F T
B O N A N Z A V 3 5 8
I L L U S T R A T E D P A R T S C A T A L O G

FIG. & INDEX NO.	PART NO.	DESCRIPTION	1 2 3 4 5 6 7							UNITS PER ASSY	USABLE ON CODE
			1	2	3	4	5	6	7		
35 - 62	50-110003-90	. SPACER, SPAR /STA 23/								1	1
	35-110061-63	. FITTING ASSY, SPAR /STA 63/ /ATTACHING PARTS/								1	1
	AN3-6A/H/	. BOLT.								4	
	AN960-10	. WASHER.								8	
	MS20365-1032	. NUT								4	
- 63	35-110061-65	. . . FITTING, SPAR /STA 63/								1	1
- 64	35-115215	. . . BUSHING, SPAR FITTING.								1	1
	35-110061-67	. FITTING ASSY, SPAR /STA 47/ /ATTACHING PARTS/								1	1
	ALPPH-T6-5	. BOLT, HUCK								6	
	LC-C6	. COLLAR.								6	
- 65	35-110061-69	. . . FITTING, SPAR /STA 47/								1	1
- 66	35-115184	. . . BUSHING, SPAR FITTING.								1	1
- 67	MS15001-3	. . . FITTING, 45 DEGREE GREASE.								1	1

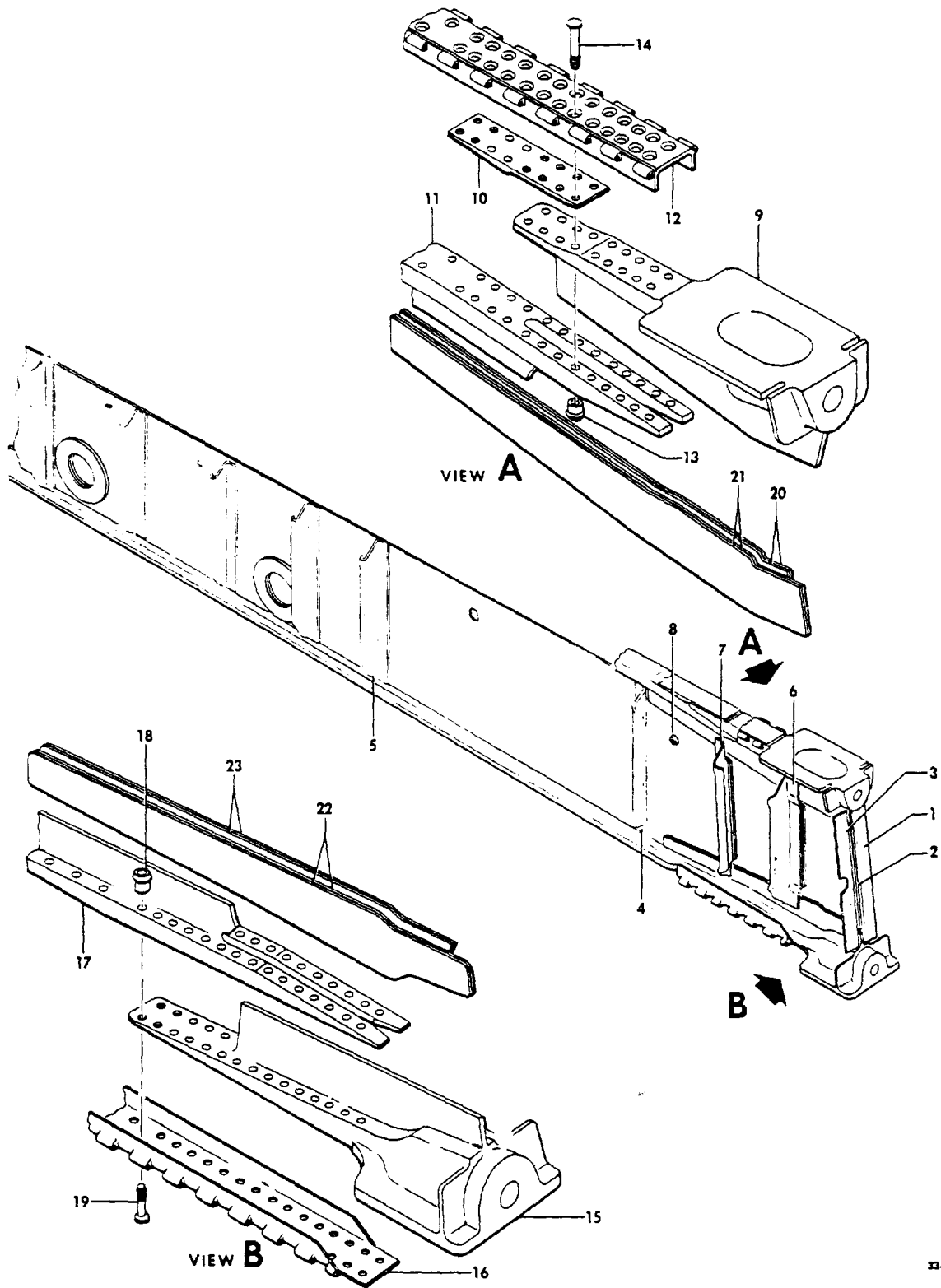
C O D E S O F E F F E C T I V I T Y

1 0-9069 THRU D-9343

BEECHCRAFT
BONANZA V35B
ILLUSTRATED PARTS CATALOG

FIGURE 35A
WING FRONT SPAR
D-9344 AND AFTER

BEECHCRAFT
 BONANZA V35B
 ILLUSTRATED PARTS CATALOG

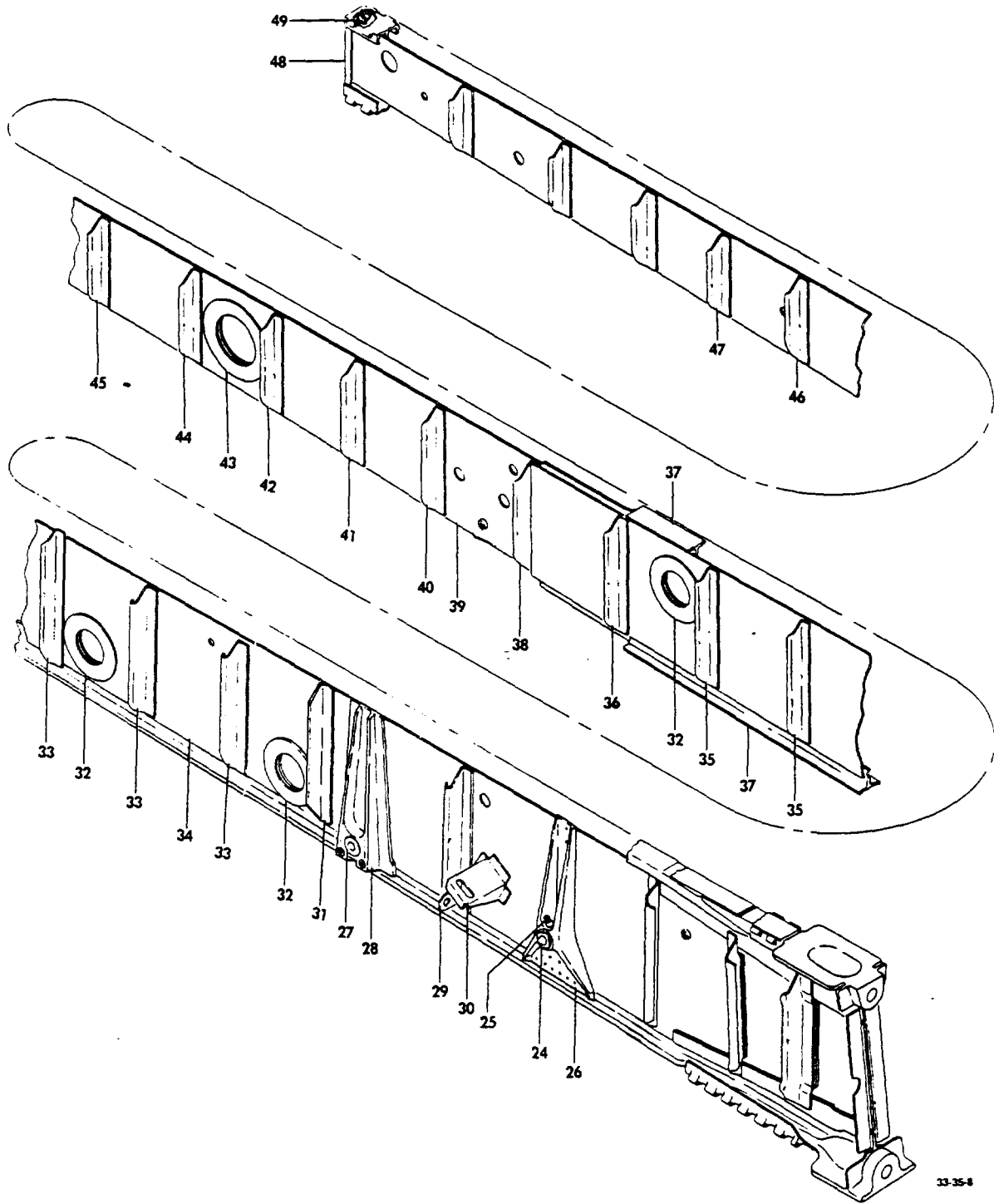


33-35-7

B E E C H C R A F T
B O N A N Z A V 3 5 8
I L L U S T R A T E D P A R T S C A T A L O G

FIG. & INDEX NO.	PART NO.	DESCRIPTION	1	2	3	4	5	6	7	UNITS PER ASSY	USABLE ON CODE
35A	000-110010-1	FRONT SPAR ASSY,LH WING	1	1
	000-110010-2	FRONT SPAR ASSY,RH WING	1	1
	000-110010-69	FRONT SPAR ASSY,RH WING/RADAR/	1	2
- 1	000-110010-35	. ANGLE,LH.	1	1
	000-110010-36	. ANGLE RH.	1	1
- 2	000-110010-37	. SPACER.	1	1
	000-110014-1	. WEB ASSY,INBD LH.	1	1
	000-110014-2	. WEB ASSY,INBD RH.	1	1
- 3	000-110014-5	. WEB LH.	1	1
	000-110014-6	. WEB RH.	1	1
- 4	000-110014-7	. STIFFENER	1	1
- 5	000-110014-9	. STIFFENER	1	1
- 6	000-110010-39	. STIFFENER,LH.	1	1
	000-110010-40	. STIFFENER,RH.	1	1
- 7	000-110010-41	. STIFFENER	1	1
- 8	MS35489-6	. GROMMET	2	1
	000-110013-1	. CAP ASSY,UPPER LH	1	1
	000-110013-2	. CAP ASSY,UPPER RH	1	1
- 9	000-110087-1	. FITTING,LH.	1	1
	000-110087-2	. FITTING,RH.	1	1
- 10	000-110013-7	. FILLER	1	1
- 11	000-110013-11	. TEE,LH.	1	1
	000-110013-12	. TEE,RH.	1	1
- 12	000-110013-9	. HINGE,CAP LH.	1	1
	000-110013-10	. HINGE,CAP RH.	1	1
- 13	NAS1080-6	. COLLAR	26	1
- 14	NAS1486-14	. LOCK BOLT	4	1
	NAS1486-15	. LOCK BOLT	2	1
	NAS1486-16	. LOCK BOLT	2	1
	NAS1486-17	. LOCK BOLT	4	1
	NAS1486-18	. LOCK BOLT	6	1
	NAS1486-19	. LOCK BOLT	6	1
	NAS1486-20	. LOCK BOLT	2	1
	000-110013-3	. CAP ASSY,LOWER LH	1	1
	000-110013-4	. CAP ASSY,LOWER RH	1	1
- 15	000-110088-1	. FITTING,LH.	1	1
	000-110088-2	. FITTING,RH.	1	1
- 16	000-110013-15	. HINGE,CAP LH.	1	1
	000-110013-16	. HINGE,CAP RH.	1	1
- 17	000-110013-13	. TEE,LH.	1	1
	000-110013-14	. TEE,RH.	1	1
- 18	NAS1080-6	. COLLAR	30	1
- 19	NAS1486-11	. LOCK BOLT	2	1
	NAS1486-12	. LOCK BOLT	2	1
	NAS1486-13	. LOCK BOLT	2	1
	NAS1486-14	. LOCK BOLT	2	1
	NAS1486-15	. LOCK BOLT	6	1
	NAS1486-16	. LOCK BOLT	8	1
	NAS1486-17	. LOCK BOLT	8	1
	MS21051-3	. NUT PLATE	4	1
- 20	000-110095-1	. TIE PLATE	1	1
- 21	000-110095-3	. TIE PLATE	1	1
- 22	000-110024-1	. TIE PLATE	1	1
- 23	000-110024-3	. TIE PLATE	1	1

BEECHCRAFT
BONANZA V35B
ILLUSTRATED PARTS CATALOG



33-25-4

B E E C H C R A F T
B O N A N Z A V 3 5 6
I L L U S T R A T E D P A R T S C A T A L O G

FIG. & INDEX NO.	PART NO.	DESCRIPTION	UNITS PER ASSY	USABLE ON CODE
		1 2 3 4 5 6 7		
35A	000-110022-1	. PLATE ASSY, LANDING GEAR INBD ATTACH	1	1
	NAS1080-6	. /ATTACHING PARTS/		
	NAS1466-6	. COLLAR	3	
		. LOCK BOLT	3	
- 24	35-115184	. . BUSHING	1	1
- 25	MS15001-3	. . FITTING, GREASE	1	1
- 26	000-110022-3	. . PLATE	1	1
	000-110023-1	. PLATE ASSY, LANDING GEAR OUTBD ATTACH.	1	1
		. /ATTACHING PARTS/		
	HL18PB6-5	. PIN, TAPER	4	
	NAS679A3	. NUT	4	
- 27	35-115215	. . BUSHING	1	1
- 28	000-110023-3	. . PLATE	1	1
- 29	000-110010-49	. BRACKET	1	1
- 30	000-361011-1	. BRACKET, LH.	1	1
	000-361011-2	. BRACKET, RH.	1	1
	000-361012-1	. ACTUATING TAB, MAIN GEAR LIGHT SWITCH.	1	1
	000-361012-2	. ACTUATING TAB, MAIN GEAR LIGHT SWITCH.	1	1
- 31	000-110010-43	. ANGLE	1	1
	000-110010-3	. WEB ASSY, OUTBD WING	1	1
	000-110010-4	. WEB ASSY, OUTBD WING	1	1
- 32	000-110010-51	. . REINFORCEMENT RING.	3	1
- 33	000-110010-7	. . STIFFENER	3	1
- 34	000-110010-5	. . WEB	1	1
- 35	000-110010-9	. . STIFFENER	2	1
- 36	000-110010-11	. . STIFFENER	1	1
- 37	000-110010-53	. REINFORCEMENT	2	1
- 38	000-110010-45	. STIFFENER	1	1
	000-110010-13	. WEB ASSY, FRONT SPAR/LH/	1	1
	000-110010-14	. WEB ASSY, FRONT SPAR/RH/	1	1
	000-110010-75	. WEB ASSY, FRONT SPAR/RH/RADAR/	1	2
- 39	000-110010-15	. . WEB	1	1
	000-110010-71	. . WEB/RADAR/.	1	2
- 40	000-110010-17	. . STIFFENER	1	1
- 41	000-110010-19	. . STIFFENER	1	1
- 42	000-110010-21	. . STIFFENER	1	1
- 43	000-110010-47	. . REINFORCEMENT RING.	1	1
- 44	000-110010-23	. . STIFFENER	1	1
- 45	000-110010-25	. . STIFFENER	1	1
- 46	000-110010-27	. . STIFFENER	1	1
- 47	000-110010-29	. . STIFFENER	1	1
- 48	000-110028-1	. STIFFENER LH.	1	1
	000-110028-2	. STIFFENER RH.	1	1
- 49	MS21048L08	. NUTPLATE.	2	1

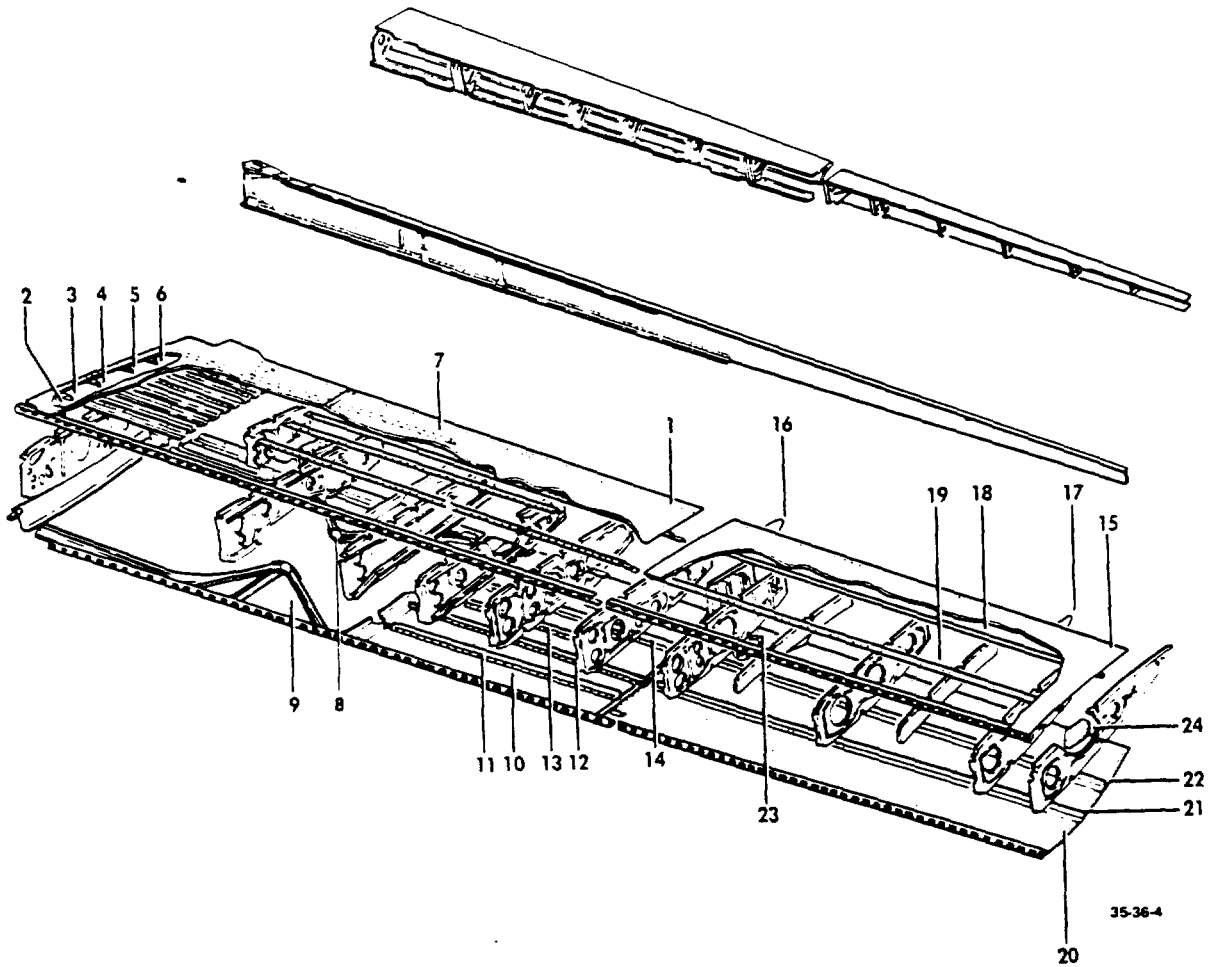
C O D E S O F E F F E C T I V I T Y

1 D-9344 AND AFTER 2 D-10264 AND AFTER

BEECHCRAFT
BONANZA V35B
ILLUSTRATED PARTS CATALOG

FIGURE 36
WING BOX SECTION

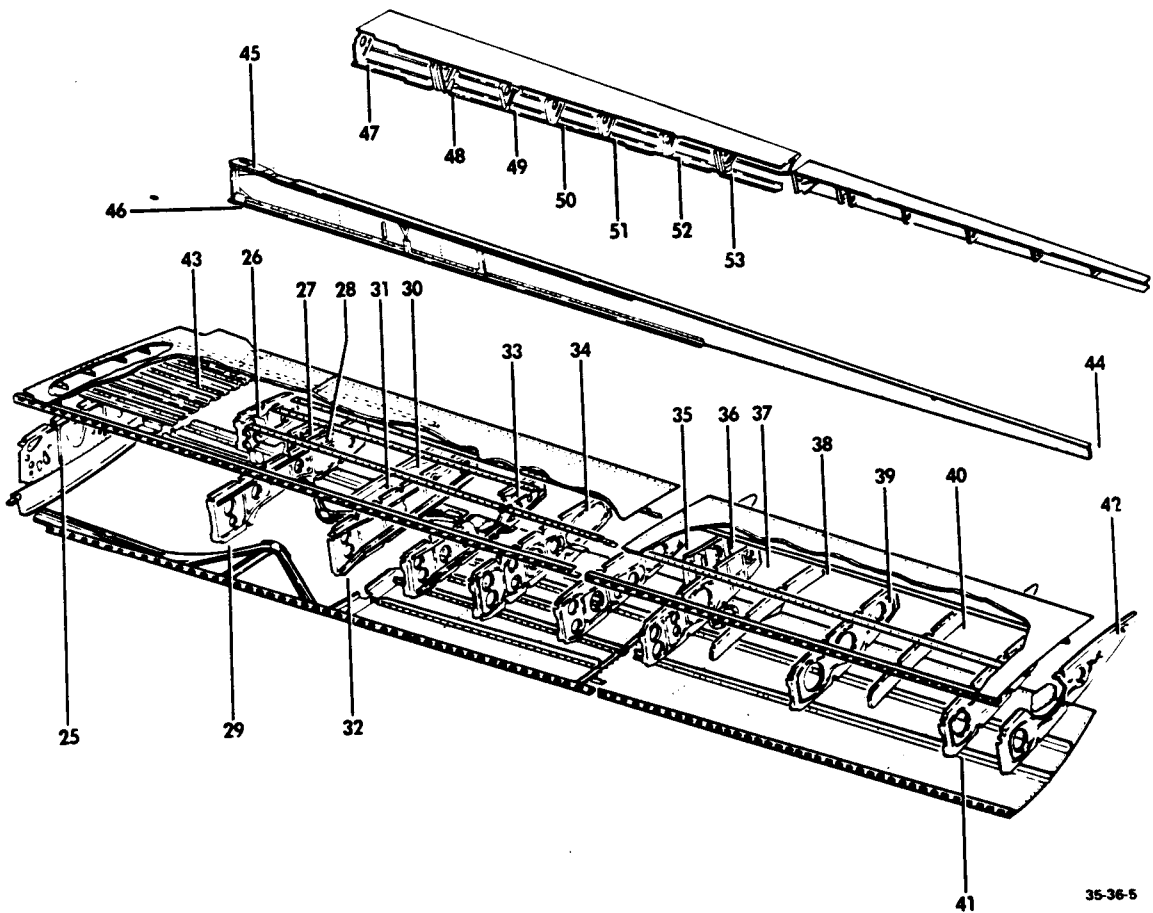
BEECHCRAFT
BONANZA V35B
ILLUSTRATED PARTS CATALOG



B E E C H C R A F T
B O N A N Z A V 3 5 B
I L L U S T R A T E D P A R T S C A T A L O G

FIG. & INDEX NO.	PART NO.	DESCRIPTION							UNITS PER ASSY	USABLE ON CODE
		1	2	3	4	5	6	7		
36	35-115301-50	SECTION ASSY,LH WING.							1	
	35-115301-98	SECTION ASSY,RH WING/REMOTE COMPASS/							1	
	35-115301-51	SECTION ASSY,RH WING.							1	
	35-115301-201	SECTION ASSY,RH WING/RADAR/							1	7
	35-115142-114	SKIN ASSY,UPPER INBD LH							1	
	35-115142-115	SKIN ASSY,UPPER INBD RH							1	
	- 1	35-115142-52	SKIN,LH						1	1
		35-115142-132	SKIN,LH						1	2
		35-115142-55	SKIN,RH						1	
	- 2	35-110062-1	GUSSET						1	
	- 3	35-115142-60	STRINGER,LH						1	
		35-115142-63	STRINGER,RH						1	
	- 4	35-115142-18	STRINGER,LH						1	
		35-115142-21	STRINGER,RH						1	
	- 5	35-115142-14	STRINGER,LH						1	
		35-115142-17	STRINGER,RH						1	
	- 6	35-115142-10	STRINGER,LH						1	
		35-115142-13	STRINGER,RH						1	
	- 7	35-115142-6	STRINGER,LH						1	
		35-115142-9	STRINGER,RH						1	
- 8	35-115200-104	SKIN ASSY,LOWER INBD TRAILING EDGE LH						1		
	35-115200-105	SKIN ASSY,LOWER INBD TRAILING EDGE RH						1		
- 9	35-115200-118	SKIN ASSY,LOWER INBD TRAILING EDGE LH						1		
	35-115200-119	SKIN ASSY,LOWER INBD TRAILING EDGE RH						1		
- 10	35-115200-663	SKIN,LH						1		
	35-115200-664	SKIN,RH						1		
- 11	35-115200-38	STRINGER,LH						1		
	35-115200-39	STRINGER,RH						1		
- 12	35-115200-36	STRINGER,LH						1		
	35-115200-37	STRINGER,RH						1		
- 13	35-115200-70	STRINGER,LH						1		
	35-115200-71	STRINGER,RH						1		
- 14	35-115200-76	STRINGER,LH						1		
	35-115200-77	STRINGER,RH						1		
	35-115137-20	SKIN ASSY,UPPER OUTBD LH						1		
	35-115137-21	SKIN ASSY,UPPER OUTBD RH						1		
- 15	35-115137-22	SKIN,LH						1		
	35-115137-23	SKIN,RH						1		
- 16	35-115137-8	GUSSET,INBD LH						1		
	35-115137-9	GUSSET,INBD RH						1		
- 17	35-115137-6	GUSSET,OUTBD LH						1		
	35-115137-7	GUSSET,OUTBD RH						1		
- 18	35-115137-10	STRINGER,LH						1		
	35-115137-11	STRINGER,RH						1		
- 19	35-115137-12	STRINGER,LH						1		
	35-115137-13	STRINGER,RH						1		
	35-115199-28	SKIN ASSY,LOWER OUTBD LH						1		
	35-115199-29	SKIN ASSY,LOWER OUTBD RH						1		
- 20	35-115199-35	SKIN ASSY,LOWER OUTBD/RH/RADAR/						1	7	
	35-115199-26	SKIN,LH						1	8	
	35-115199-38	SKIN,LH						1	9	
	35-115199-27	SKIN,RH						1		
	35-115199-37	SKIN,RH						1	7	
	000-110105-75	DOOR,ACCESS						1	7	
	000-110105-77	DOUBLER						1	7	
- 21	35-115199-4	STRINGER,LH						1		
	35-115199-5	STRINGER,RH						1		
- 22	35-115199-6	STRINGER,LH						1		
	35-115199-7	STRINGER,RH						1		
- 23	35-115199-8	REINFORCEMENT ASSY,LH						1	8	
	95-110014-24	DOUBLER ASSY						1	9	
	35-115200-42	DOOR ASSY						1	9	
	AN525-832R7	SCREW						1	9	
	35-115199-9	REINFORCEMENT ASSY,RH						1		
- 24	35-115199-14	GUSSET,LH						1		
	35-115199-15	GUSSET,RH						1		

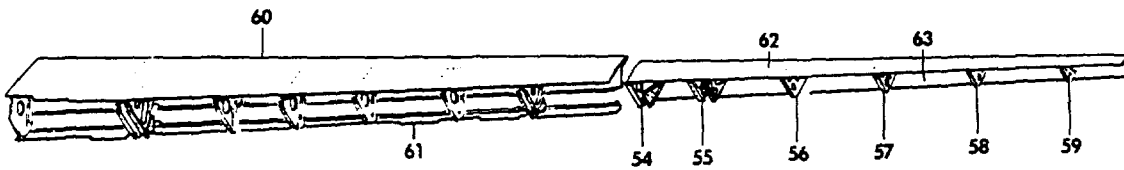
BEECHCRAFT
BONANZA V35B
ILLUSTRATED PARTS CATALOG



B E E C H C R A F T
B O M A N Z A V 3 5 B
I L L U S T R A T E D P A R T S C A T A L O G

FIG. & INDEX NO.	PART NO.	DESCRIPTION	1	2	3	4	5	6	7	UNITS PER ASSY	USABLE ON CODE
36 - 25	35-115070-602	• RIB ASSY,LH /STA 23.881/	1	3
	35-115070-604	• RIB ASSY,LH /STA 23.881/	1	4
	35-115130-604	• RIB ASSY,RH /STA 23.881/	1	3
	35-115130-606	• RIB ASSY,RH /STA 23.881/	1	4
- 26	35-115079-604	• RIB ASSY,LH /STA 34.375/	1	
	35-115110-6	• RIB ASSY,RH/STA 34.375/	1	
	35-115247	• SUPPORT ASSY,FLAP ACTUATOR LH	1	
- 27	35-115242-6	• SUPPORT ASSY,FLAP ACTUATOR RH	1	
	35-115246	• SUPPORT ASSY,FLAP ACTUATOR LH	1	
	35-115241-8	• SUPPORT ASSY,FLAP ACTUATOR RH	1	
- 28	35-115303-652	• RIB ASSY,LH /STA 45/	1	
- 29	35-115304-602	• RIB ASSY,RH /STA 45/	1	
	35-115274	• FORMER,LH /STA 59/	1	
	35-115274-1	• FORMER,RH /STA 59/	1	
- 30	35-115275-2	• FORMER,LH /STA 59/	1	
	35-115275-3	• FORMER,RH /STA 59/	1	
	35-115051-606	• RIB ASSY,LH /STA 66/	1	
- 31	35-115051-607	• RIB ASSY,RH /STA 66/	1	
	35-115051-63	• RIB ASSY,RH/RADAR/	1	7
	35-115042-603	• RIB ASSY,LH /STA 80.047/	1	
- 32	35-115042-604	• RIB ASSY,RH /STA 80.047/	1	
	35-115041	• RIB ASSY,LH /STA 94.094/	1	
	35-115041-1	• RIB ASSY,RH /STA 94.094/	1	
- 33	45-115044	• RIB ASSY,LH /STA 108.281/	1	
	45-115044-1	• RIB ASSY,RH /STA 108.281/	1	
	35-115253	• BRACKET ASSY,AILERON CONTROL LH	1	
- 34	35-115253-1	• BRACKET ASSY,AILERON CONTROL RH	1	
- 35	35-115045-602	• RIB ASSY,LH /STA 122.750/	1	
	35-115045-603	• RIB ASSY,RH /STA 122.750/	1	
	35-115272	• FORMER,LH /STA 136.188/ /UPPER/	1	
- 36	35-115272-1	• FORMER,RH /STA 136.188/ /UPPER/	1	
	45-115072	• FORMER,LH /STA 136.188/ /LOWER/	1	
	45-115072-1	• FORMER,RH /STA 136.188/ /LOWER/	1	
- 37	35-115033-612	• RIB ASSY,LH /STA 148.875/	1	
	35-115033-613	• RIB ASSY,RH /STA 148.875/	1	
	35-115273	• FORMER,LH /STA 162.563/	1	
- 38	35-115273-1	• FORMER,RH /STA 162.563/	1	
	35-115032-602	• RIB ASSY,LH /STA 175.281/	1	
	35-115032-603	• RIB ASSY,RH /STA 175.281/	1	
- 39	35-115031	• RIB ASSY,LH/STA 191/	1	
	35-115031-20	• RIB ASSY,LH/REMO COMPASS/	1	
	35-115031-1	• RIB ASSY,RH /STA 191/	1	
- 40	96-110019-1	• WALKWAY ASSY /RH ONLY/	1	
- 41	35-115050-604	• SPAR ASSY,REAR LH	1	
	35-115050-605	• SPAR ASSY,REAR RH	1	
	35-115059-601	• FITTING,UPPER SPAR LH	1	
- 42	35-115059-1	• FITTING,UPPER SPAR RH	1	
	35-115058	• FITTING,LOWER SPAR LH	1	
	35-115058-1	• FITTING,LOWER SPAR RH	1	
- 43	35-115096	• RIB ASSY,LH /STA 23.881/	1	
	35-115131	• RIB ASSY,RH /STA 23.881/	1	
	35-115301-601	• BRACKET ASSY,IMBD FLAP LH	1	
- 44	35-115301-602	• BRACKET ASSY,IMBD FLAP RH	1	
	35-115121-10	• RIB ASSY,LH /STA 45/	1	
	35-115106-602	• RIB ASSY,RH /STA 45/	1	
- 45	35-115122-6	• RIB,LH /STA 55/	1	
	35-115122-7	• RIB,RH /STA 55/	1	
	35-115123-4	• RIB,LH /STA 66/	1	
- 46	35-115123-5	• RIB,RH /STA 66/	1	
	35-115124-4	• RIB,LH /STA 80.047/	1	
	35-115124-5	• RIB,RH /STA 80.047/	1	
- 47	35-115301-603	• BRACKET ASSY,OUTBD FLAP LH	1	
- 48	35-115301-604	• BRACKET ASSY,OUTBD FLAP RH	1	

BEECHCRAFT
BONANZA V35B
ILLUSTRATED PARTS CATALOG



36-36-6

B E E C H C R A F T
B O N A N Z A V 3 5 B
I L L U S T R A T E D P A R T S C A T A L O G

FIG. & ITEM NO.	PART NO.	DESCRIPTION							UNITS PER ASSY	USABLE ON CODE
		1	2	3	4	5	6	7		
36 - 54	35-115078	1	
	35-115078-1	1	
- 55	35-115160	1	
	35-115160-1	1	
	35-115147	1	
	NAS505-3J	1	
- 56	35-115047	1	
	35-115047-1	1	
- 57	35-115048	1	
	35-115048-1	1	
- 58	35-115049	1	
	35-115049-1	1	
- 59	35-115071	1	
	35-115071-1	1	
	35-115071-12	1	
	NAS505-3J	1	
- 60	35-115194-28	1	5
	35-115194-42	1	6
	35-115194-37	1	
- 61	35-115265	1	
	35-115265-1	1	
- 62	35-115137-18	1	
	35-115167-19	1	
- 63	35-115199-24	1	
	35-115199-25	1	

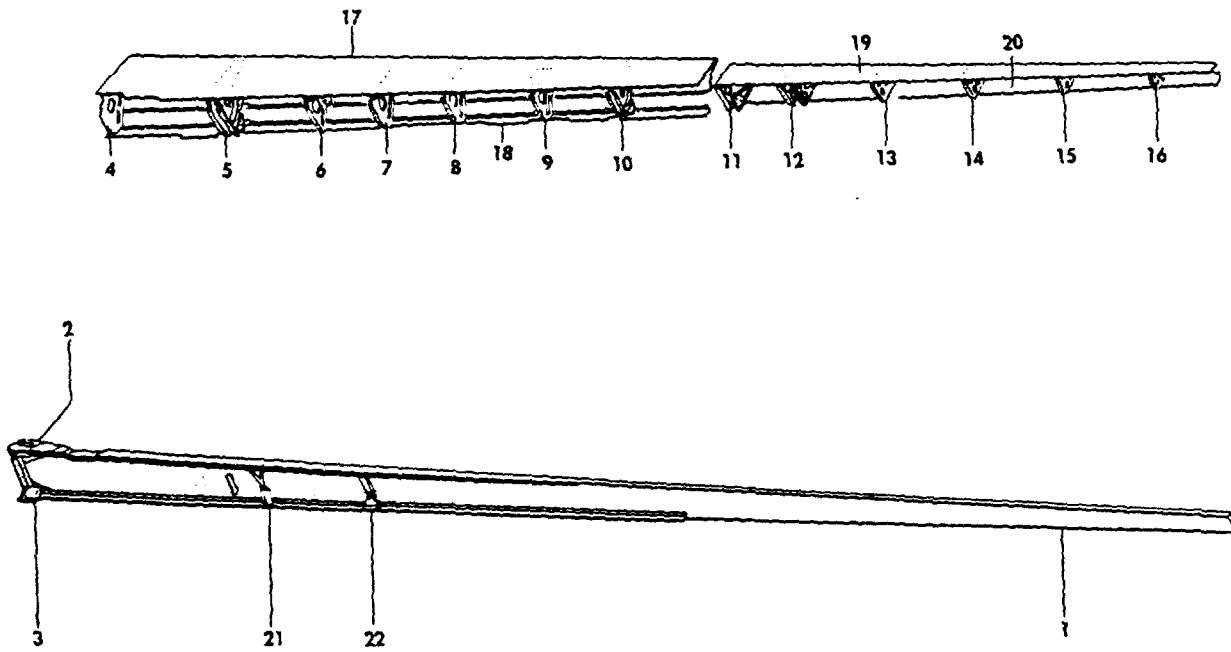
C O D E S O F E F F E C T I V I T Y

1	D-9069 THRU D-9146	2	D-9147 AND AFTER
3	D-9069 THRU D-9555, EXCEPT D-9529	4	D-9529, D-9556 AND AFTER
5	D-9069 THRU D-10178	6	D-10179 AND AFTER
7	D-10264 AND AFTER	8	D-9069 AND AFTER

BEECHCRAFT
BONANZA V35B
ILLUSTRATED PARTS CATALOG

FIGURE 37
WING REAR SPAR AND TRAILING EDGE

BEECHCRAFT
BOONANZA V35B
ILLUSTRATED PARTS CATALOG



33-37-1

B E E C H C R A F T
B O N A N Z A V 3 5 B
I L L U S T R A T E D P A R T S C A T A L O G

FIG. & INDEX NO.	PART NO.	DESCRIPTION	UNITS PER ASSY	USABLE ON CODE
		1 2 3 4 5 6 7		
37	35-115301-630	REAR SPAR & TRAILING EDGE ASSY,LH	1	
	35-115301-631	REAR SPAR & TRAILING EDGE ASSY,RH	1	
- 1	35-115050-604	. SPAR ASSY,REAR LH	1	
	35-115050-605	. SPAR ASSY,REAR RH	1	
- 2	35-115059-601	. . FITTING,UPPER SPAR LH	1	
	35-115059-1	. . FITTING,UPPER SPAR RH	1	
- 3	35-115058	. . FITTING,LOWER SPAR LH	1	
	35-115058-1	. . FITTING,LOWER SPAR RH	1	
- 4	35-115096	. RIB ASSY,LH /STA 23.881/.	1	
	35-115131	. RIB ASSY,RH /STA 23.881/.	1	
- 5	35-115301-601	. BRACKET ASSY,INBD FLAP LH	1	
	35-115301-602	. BRACKET ASSY,INBD FLAP RH	1	
- 6	35-115121-10	. RIB ASSY,LH /STA 45/.	1	
	35-115106-602	. RIB ASSY,RH /STA 45/.	1	
- 7	35-115122-0	. RIB,LH /STA 55/	1	
	35-115122-7	. RIB,RH /STA 55/	1	
	95-110014-309	. FORMER,LH /STA 55/.	1	1
	95-110014-310	. FORMER,RH /STA 55/.	1	1
	35-115301-97	. SHIM /STA 55/ /LH & RH/	1	1
- 8	35-115123-4	. RIB,LH /STA 66/	1	
	35-115123-5	. RIB,RH /STA 66/	1	
- 9	35-115124-4	. RIB ASSY,LH /STA 80.047/.	1	
	35-115124-5	. RIB ASSY,RH /STA 80.047/.	1	
	95-110014-313	. FORMER,LH /STA 80.047/.	1	1
	95-110014-314	. FORMER,RH /STA 80.047/.	1	1
	35-115301-97	. SHIM /STA 80.047/ /LH & RH/	1	1
- 10	35-115301-603	. BRACKET ASSY,OUTBD FLAP LH.	1	
	35-115301-604	. BRACKET ASSY,OUTBD FLAP RH.	1	
- 11	35-115078	. RIB ASSY,LH	1	
	35-115078-1	. RIB ASSY,RH	1	
- 12	35-115160	. BRACKET ASSY,AILERON INBD LH.	1	
	35-115160-1	. BRACKET ASSY,AILERON INBD RH.	1	
	35-115147	. . FITTING ASSY,AILERON HINGE INBD	1	
	NAS505-3J	. . BEARING,NEEDLE.	1	
- 13	35-115047	. RIB,LH /STA 136.188/.	1	
	35-115047-1	. RIB,RH /STA 136.188/.	1	
- 14	35-115048	. RIB,LH /STA 148.875/.	1	
	35-115048-1	. RIB,RH /STA 148.875/.	1	
- 15	35-115049	. RIB,LH /STA 162.563/.	1	
	35-115049-1	. RIB,RH /STA 162.563/.	1	
- 16	35-115071	. BRACKET ASSY,AILERON OUTBD LH	1	
	35-115071-1	. BRACKET ASSY,AILERON OUTBD RH	1	
	35-115071-12	. . FITTING ASSY,AILERON HINGE OUTBD.	1	
	NAS505-3J	. . BEARING,NEEDLE.	1	
- 17	35-115194-28	. SKIN ASSY,LH INBD	1	2
	35-115194-42	. SKIN ASSY,LH INBD/APPROACH FLAPS/	1	3
	35-115194-37	. SKIN ASSY,RH INBD	1	
- 18	35-115265	. SKIN,LH INBD.	1	
	35-115265-1	. SKIN,RH INBD.	1	
- 19	35-115137-18	. SKIN,UPPER LH	1	
	35-115137-19	. SKIN,UPPER RH	1	
- 20	35-115199-24	. SKIN,LOWER LH	1	
	35-115199-25	. SKIN,LOWER RH	1	
- 21	35-115061	. HINGE,INBD LANDING GEAR DOOR LH	1	
	35-115061-1	. HINGE,INBD LANDING GEAR DOOR RH	1	
- 22	45-115065	. HINGE,OUTBD LANDING GEAR DOOR LH.	1	
	45-115065-1	. HINGE,OUTBD LANDING GEAR DOOR RH.	1	

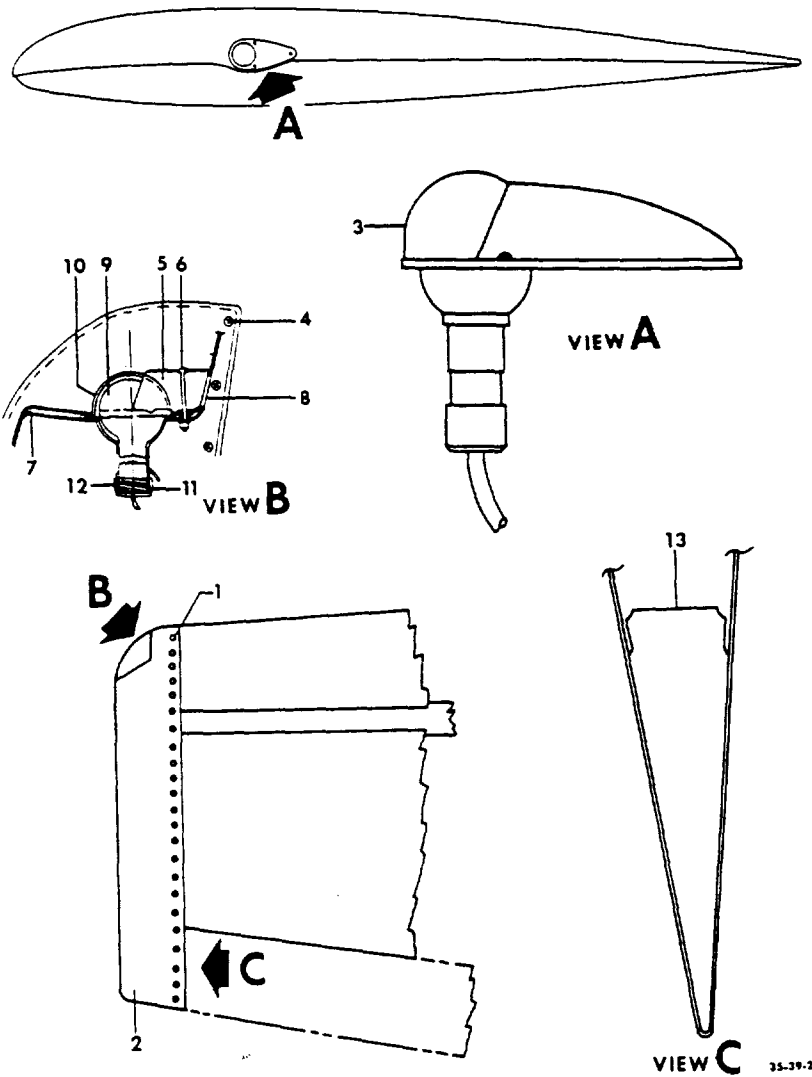
C O D E S O F E F F E C T I V I T Y

- 1 D-9069 AND AFTER 2 D-9069 THRU D-10178
EXCEPT D-9641
AND D-9642
3 D-10179 AND AFTER

BEECHCRAFT
BONANZA V35B
ILLUSTRATED PARTS CATALOG

FIGURE 39
WING TIP
D-9069 THRU D-9467

BEECHCRAFT
BONANZA V35B
ILLUSTRATED PARTS CATALOG



B E E C H C R A F T
B O N A N Z A V 3 5 8
I L L U S T R A T E D P A R T S C A T A L O G

FIG. & INDEX NO.	PART NO.	DESCRIPTION							UNITS PER ASSY	USABLE ON CODE
		1	2	3	4	5	6	7		
39	35-170005-19	TIP ASSY,LH WING.	1	1	
	35-170005-20	TIP ASSY,RH WING.	1	1	
		/ATTACHING PARTS/								
- 1	AN509-8R7	SCREW	28		

- 2	35-170005-21	. TIP,WING LH	1	1	
	35-170005-22	. TIP,WING RH	1	1	
- 3	35-170005-13	. COVER ASSY,LH	1	1	
	35-170005-14	. COVER ASSY,RH	1	1	
		/ATTACHING PARTS/								
- 4	AN507-632R6	. SCREW	10		
	NAS390-6	. WASHER	8		

	35-170005-7	. . COVER,LH	1	1	
	35-170005-8	. . COVER,RH	1	1	
	35-170005-15	. . SHIELD	2	1	
- 5	35-170002-5	. WEDGE	2	1	
		/ATTACHING PARTS/								
- 6	NAS387-632R20	. SCREW	2		
	K1000-6	. NUTPLATE	2		

- 7	35-170005-5	. BRACKET,LH	1	1	
	35-170005-6	. BRACKET,RH	1	1	
- 8	35-170005-9	. BRACKET,LH	1	1	
	35-170005-10	. BRACKET,RH	1	1	
- 9	AN3042-1	. COVER,LH NAVIGATION LIGHT /RED/	1	1	
	A3042-2	. COVER,RH NAVIGATION LIGHT /GREEN/	1	1	
- 10	AN3122-1512	. BULB,LIGHT	2	1	
	A4149	. INSULATOR	2	1	
- 11	A1111	. NUT	2	1	
	A1783	. SPRING	2	1	
- 12	A1825	. SOCKET	2	1	
	A4490-3	. CONTACT ASSY	2	1	
	35-170006-1	. GLARESHIELD,NAVIGATION LIGHT	1	1	
	35-170006-2	. GLARESHIELD,NAVIGATION LIGHT	1	1	
- 13	35-115280	CLOSURE ASSY,LH	1	1	
	35-115280-1	CLOSURE ASSY,RH	1	1	

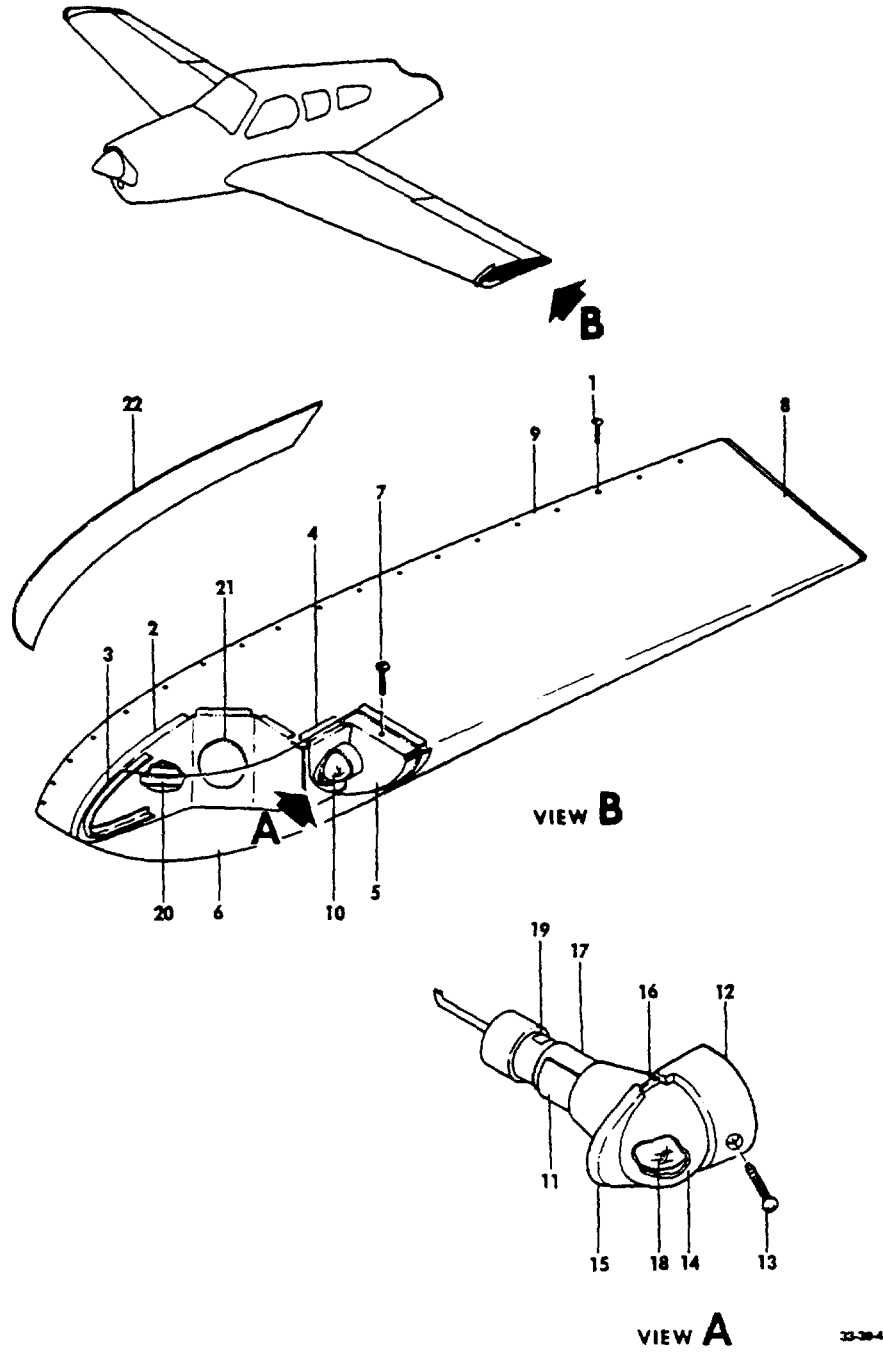
C O D E S O F E F F E C T I V I T Y

1 0-9069 THRU 0-9467

BEECHCRAFT
BONANZA V35B
ILLUSTRATED PARTS CATALOG

FIGURE 39A
WING TIP
D-9468 THRU D-10119,
EXCEPT D-10097

BEECHCRAFT
BONANZA V35B
ILLUSTRATED PARTS CATALOG



B E E C H C R A F T
B O N A N Z A V 3 5 8
I L L U S T R A T E D P A R T S C A T A L O G

FIG. & INDEX NO.	PART NO.	DESCRIPTION							UNITS PER ASSY	USABLE ON CODE
		1	2	3	4	5	6	7		
39A	000-170001-1	TIP ASSY,LH OUTBD WING.	1	1
	000-170001-2	TIP ASSY,RH OUTBD WING.	1	1
	000-170001-49	TIP ASSY,LH OUTBD WING/WITH REMOTE COMPASS/ /ATTACHING PARTS/	1	1
- 1	AN525-832R7	SCREW	29	
- 2	000-170001-5	. RIB,LH.	1	1
	000-170001-6	. RIB,RH.	1	1
- 3	000-170001-43	. ANGLE,LH.	1	1
	000-170001-45	. ANGLE,LH.	1	1
	000-170001-44	. ANGLE,RH.	1	1
	000-170001-46	. ANGLE,RH.	1	1
- 4	000-170001-9	. BRACKET,LH.	1	1
	000-170001-10	. BRACKET,RH.	1	1
- 5	000-170001-11	. RIB,LH.	1	1
	000-170001-12	. RIB,RH.	1	1
- 6	000-170001-13	. COVER LENS.	1	1
	000-170001-14	. COVER LENS.	1	1
- 7	AN525-632R7	. SCREW	2	
	MS21069L08K	. NUTPLATE.	2	
- 8	000-170001-15	. WEDGE	1	1
- 9	000-170001-41	. SKIN,TIP LH /WING STA. 191.00/.	1	1
	000-170001-42	. SKIN,TIP RH /WING STA. 191.00/.	1	1
	000-170001-19	. HARNESS,LH NAVIGATION LIGHT 12 VOLT	1	1
	000-170001-20	. HARNESS,RH NAVIGATION LIGHT 12 VOLT	1	1
- 10	A1815A1	. . LIGHT ASSY,LH NAVIGATION /RED/ 12 VOLT.	1	1
	A1815A2	. . LIGHT ASSY,RH NAVIGATION /GREEN/ 12 VOLT.	1	1
- 11	15853-1	. . PLATE, IDENTIFICATION.	1	1
- 12	A6177	. . RETAINER.	1	1
- 13	NAS388-6-16	. . SCREW	1	
	MS35336-9	. . LOCKWASHER.	1	
- 14	AN3042-1	. . COVER,LH NAVIGATION LIGHT	1	1
	AN3042-2	. . COVER,RH NAVIGATION LIGHT	1	1
- 15	A1811	. . BASE.	1	1
- 16	A1257A	. . GASKET.	1	1
- 17	A1825	. . LAMP HOLDER ASSY.	1	1
- 18	A7512-12	. . LAMP /14 V/ /26 WATT/	1	1
- 19	15853-2	. . PLATE, IDENTIFICATION.	1	1
	31890	. . TERMINAL.	1	1
- 20	000-170021-1	. RETAINER.	2	1
- 21	XS48175	. PLUG,BUTTON	1	1
- 22	000-170031-1	GLARESHIELD,LH.	1	1
	000-170031-2	GLARESHIELD,RH.	1	1

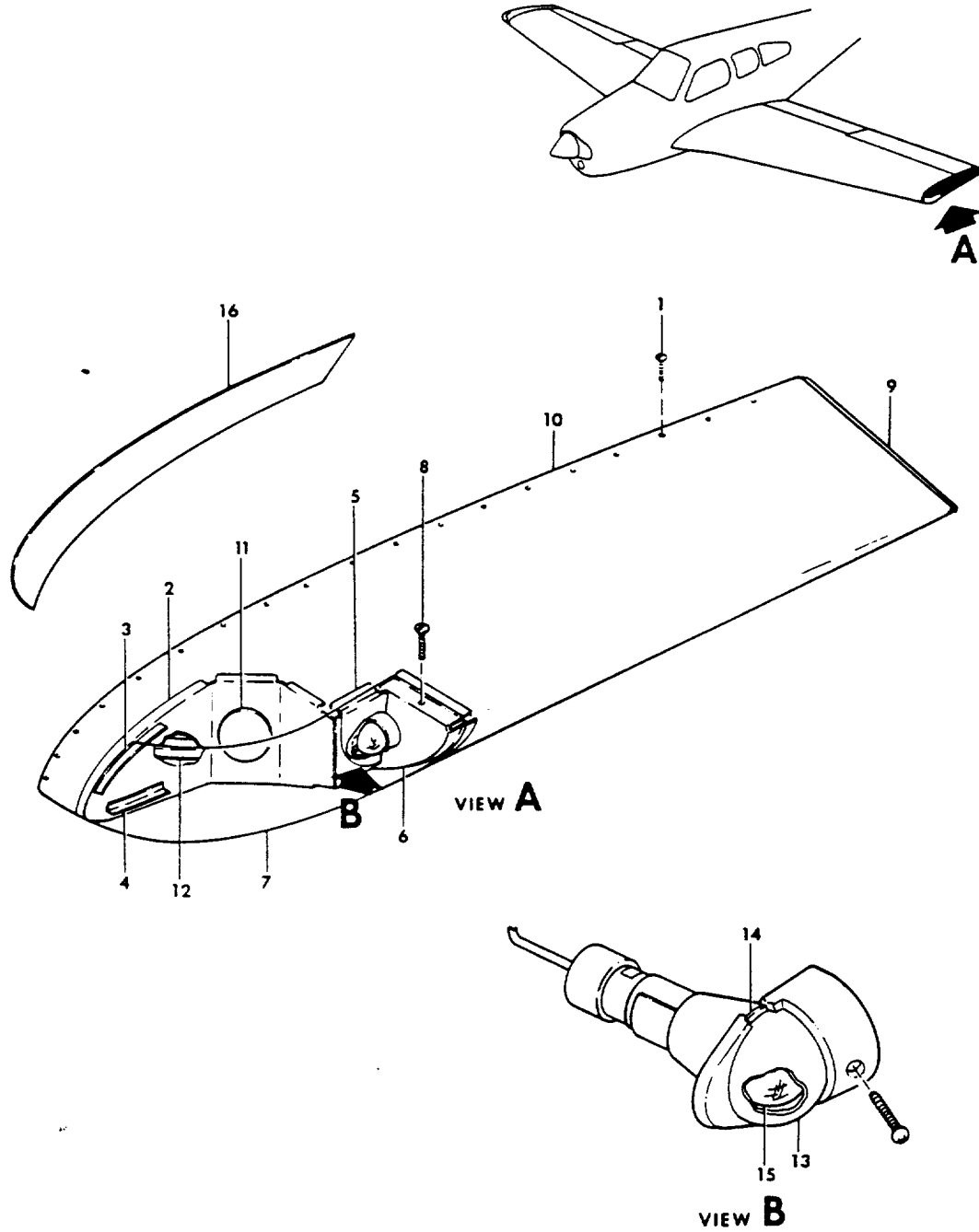
C O D E S O F E F F E C T I V I T Y

1 D-9468 THRU D-10119,
EXCEPT D-10097

BEECHCRAFT
BONANZA V35B
ILLUSTRATED PARTS CATALOG

FIGURE 398
WING TIP
D-10097, D-10120 AND AFTER

BEECHCRAFT
BONANZA V35B
ILLUSTRATED PARTS CATALOG



35-398-6

B E E C H C R A F T
B O N A N Z A V 3 5 B
I L L U S T R A T E D P A R T S C A T A L O G

FIG. & INDEX NO.	PART NO.	DESCRIPTION	1 2 3 4 5 6 7							UNITS PER ASSY	USABLE ON CODE
			1	2	3	4	5	6	7		
398	000-170001-47	TIP ASSY,LH WING.								1	1
	000-170001-48	TIP ASSY,RH WING.								1	1
	000-170001-55	TIP ASSY,LH WING/WITH REMOTE COMPASS/ /ATTACHING PARTS/								1	1
- 1	AN525-832R7	SCREW								29	
	000-170001-35	. RIB ASSY,LH								1	1
	000-170001-36	. RIB ASSY,RH								1	1
- 2	000-170001-29	. RIB,LH								1	1
	000-170001-30	. RIB,RH								1	1
- 3	000-170001-43	. ANGLE,LH								1	1
- 4	000-170001-45	. ANGLE,LH								1	1
	000-170001-44	. ANGLE,RH								1	1
	000-170001-46	. ANGLE,RH								1	1
- 5	000-170001-31	. BRACKET,LH								1	1
	000-170001-32	. BRACKET,RH								1	1
- 6	000-170001-33	. RIB,LH								1	1
	000-170001-34	. RIB,RH								1	1
- 7	000-170001-13	. COVER LENS,LH								1	1
	000-170001-14	. COVER LENS,RH								1	1
- 8	AN525-832R7	. SCREW								2	
	MS21069L08K	. NUTPLATE								2	
- 9	000-170001-15	. WEDGE								1	1
- 10	000-170001-41	. SKIN,TIP LH/WING STA.191.00/.								1	1
	000-170001-42	. SKIN,TIP RH/WING STA.191.00/.								1	1
- 11	XS48175	. PLUG BOTTOM								1	1
- 12	000-170021-1	. RETAINER								2	1
	000-170000-37	. HARNESS ASSY,NAV LIGHT/LH/.								1	1
	000-170000-38	. HARNESS ASSY,NAV LIGHT/RH/.								1	1
	MS2469355	. SCREW								2	
	MS35206-216	. SCREW								1	
	MS20365-440	. NUT								1	
	A1815AR7512	. LAMP ASSY,RED								1	1
	A1815AG7512	. LAMP ASSY,GREEN								1	1
- 13	A1280-2	. LENS,RED								1	1
	A1280-3	. LENS,GREEN								1	1
- 14	A1257A	. GASKET								1	1
- 15	1524	. LAMP								1	1
	1-480350-0	. HOUSING,PIN								1	1
	60618-1	. PIN								1	1
	31860	. TERMINAL								1	1
	32446	. DISCONNECT								1	1
- 16	000-170031-1	GLARESHIELD,LH WING TIP LIGHT								1	1
	000-170031-2	GLARESHIELD,LH WING TIP LIGHT								1	1

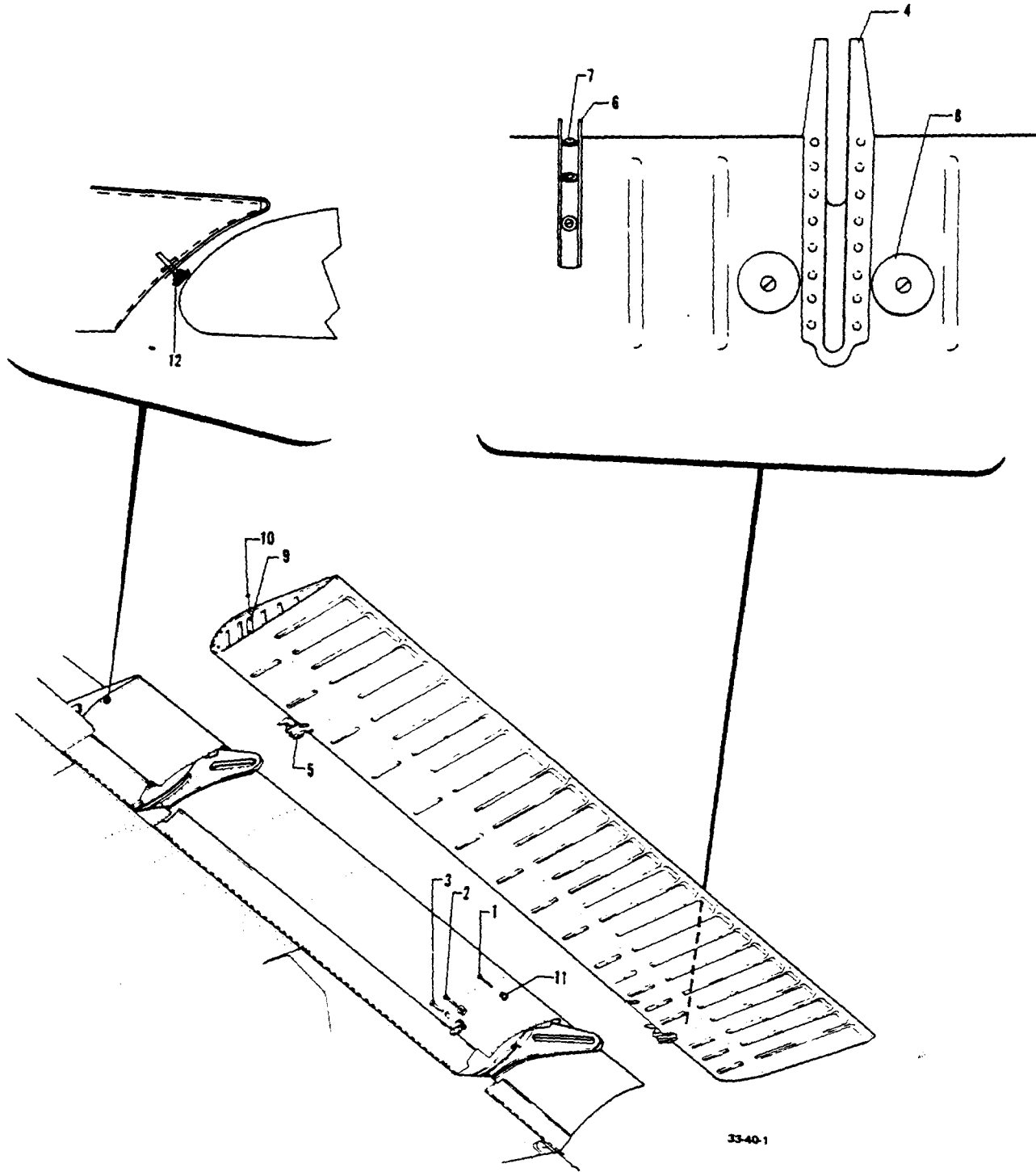
C O O D E S O F E F F E C T I V I T Y

1 D-10097,
D-10120 AND AFTER

BEECHCRAFT
BONANZA V35B
ILLUSTRATED PARTS CATALOG

FIGURE 40
FLAPS

BEECHCRAFT
BONANZA V35B
ILLUSTRATED PARTS CATALOG



B E E C H C R A F T
B O N A N Z A V 3 5 B
I L L U S T R A T E D P A R T S C A T A L O G

FIG. & ITEM NO.	PART NO.	DESCRIPTION							UNITS PER ASSY	USABLE ON CODE
		1	2	3	4	5	6	7		
40	35-165050-605	FLAP ASSY, LH.							1	1
	35-165050-214	FLAP ASSY, LH/THREE POSITION FLAP SYSTEM/							1	2
	35-165050-606	FLAP ASSY, RH.							1	
		/ATTACHING PARTS/								
- 1	AN3-12A/M/	BOLT.							2	
- 2	AN3-11A/M/	BOLT.							2	
	AN960-10	WASHER.							4	
	MS20365-1032	NUT							4	
- 3	AN4-10A/M/	BOLT.							1	
	100801S5-0500	BUSHING							1	
	AN960-416	WASHER.							1	
	MS20365-428	NUT							1	
		-----*								
- 4	35-165050-30	. BRACKET, FLAP INBD LH.							1	
	35-165050-31	. BRACKET, FLAP INBD RH.							1	
- 5	35-165050-34	. BRACKET, FLAP OUTBD LH							1	
	35-165050-35	. BRACKET, FLAP OUTBD RH							1	
	102-160000-9	. DOUBLER							1	3
	35-160000-49	. CAM, FLAP LIMIT SWITCH							1	2
- 6	35-165050-40	. BRACKET, ACTUATOR.							1	
		/ATTACHING PARTS/								
- 7	AN520-10-8	. SCREW							3	
	100951S063ZT	. WASHER.							3	
		-----*								
- 8	A6914-1024-1	. PLATE, PATCH /TIN/							4	
- 9	103637	. PLACARD							1	
		/ATTACHING PARTS/								
- 10	49387	. FASTENER /UC/							2	
		-----*								
	35-165051-8	. SKIN, LH FLAP.							1	
	35-165051-9	. SKIN, RH FLAP.							1	
- 11	R BC56984	BEARING ASSY.							4	
- 12	2194	BUMPER, FLAP RUBBER.							2	
		/ATTACHING PARTS/								
	AN515-8R8	SCREW							1	
	105090CR032-3E	WASHER.							1	
	AN340-8	NUT, SELF LOCKING.							1	
	AN366F832	NUTPLATE.							1	
		-----*								

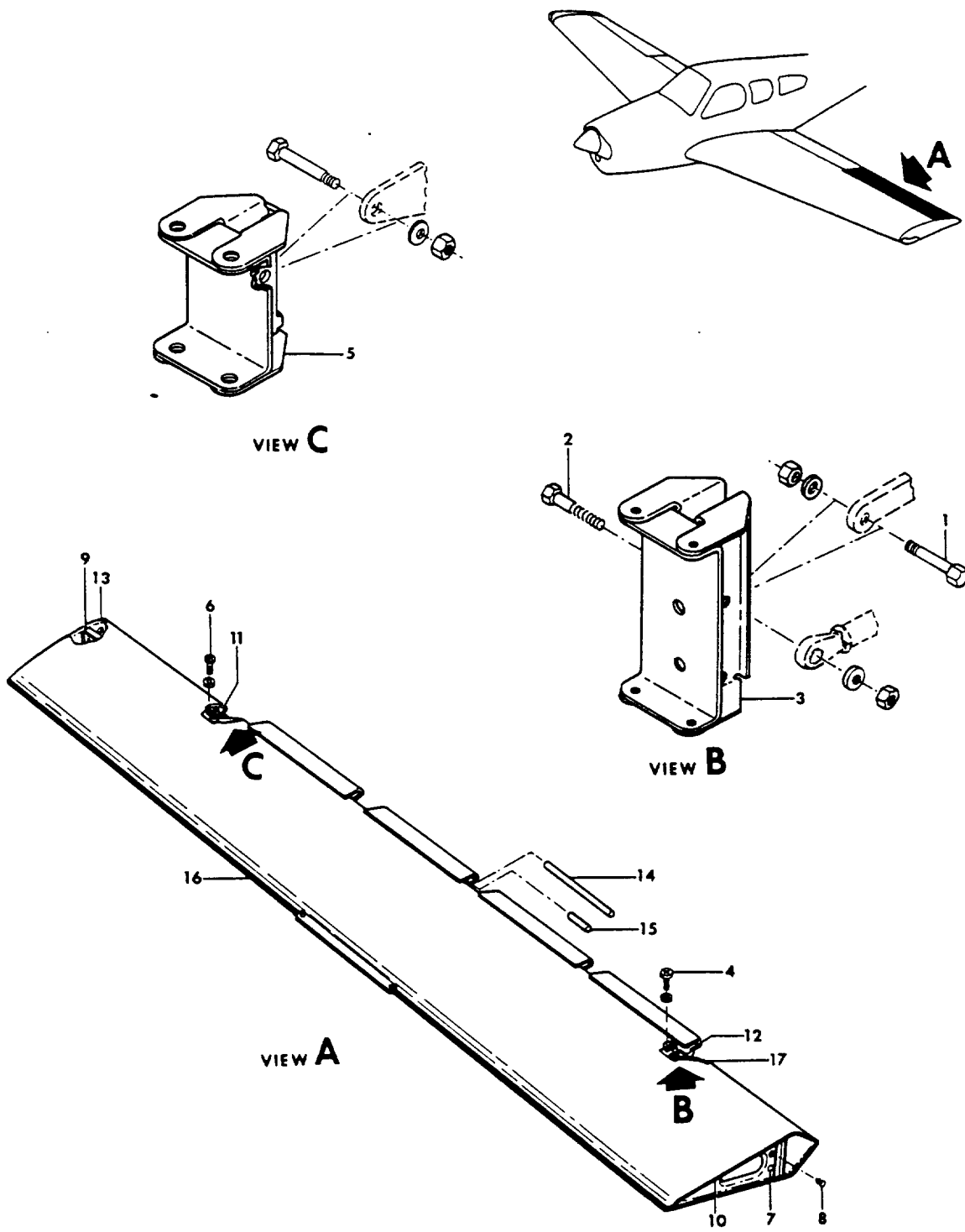
C O D E S O F E F F E C T I V I T Y

1 D-9069 THRU D-10178 2 D-10179 AND AFTER
3 D-10374 AND AFTER

BEECHCRAFT
BONANZA V35B
ILLUSTRATED PARTS CATALOG

FIGURE 41
AILERON AND TAB

BEECHCRAFT
 BONANZA V35B
 ILLUSTRATED PARTS CATALOG



33-41-6

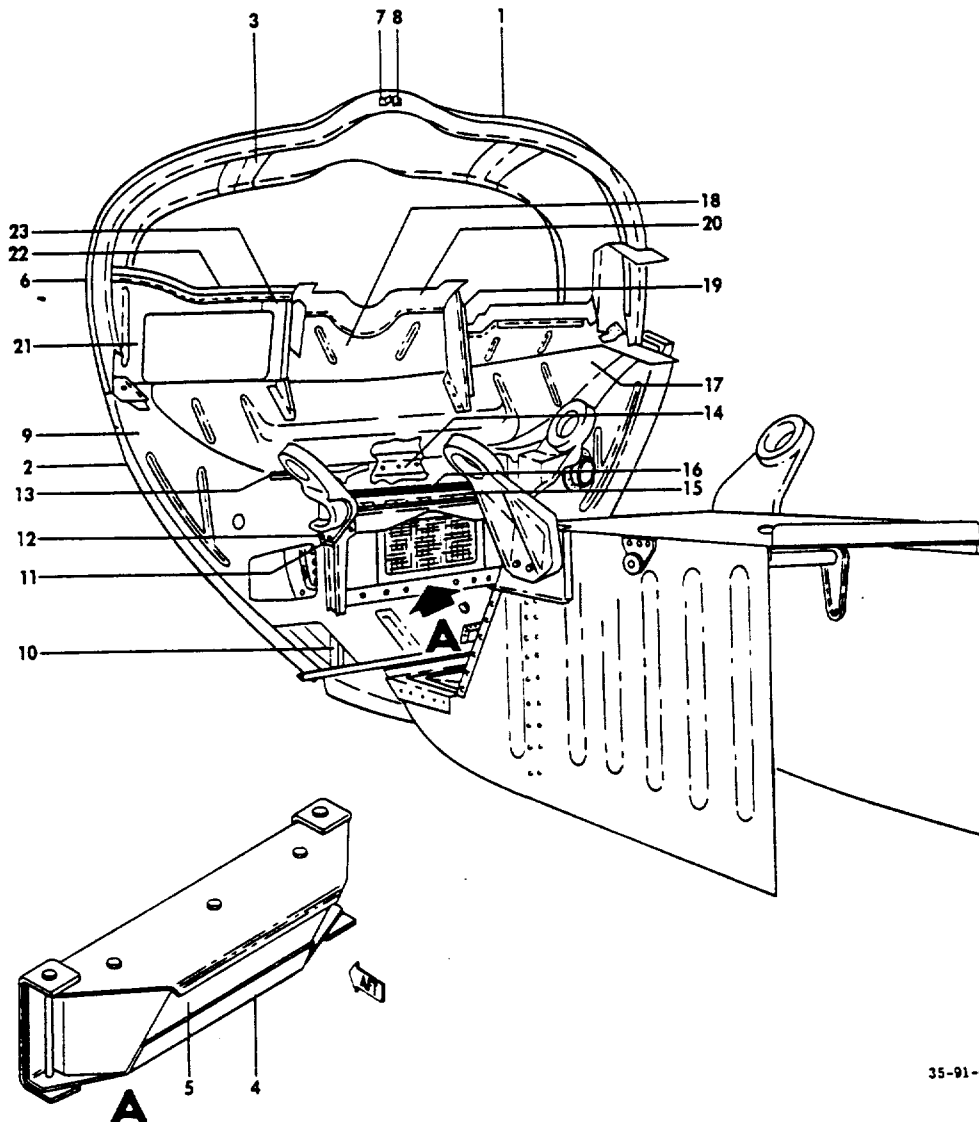
B E E C H C R A F T
B O N A N Z A V 3 5 8
I L L U S T R A T E D P A R T S C A T A L O G

FIG. & INDEX NO.	PART NO.	DESCRIPTION	UNITS PER ASSY	USABLE ON CODE
		1 2 3 4 5 6 7		
41	33-130000	AILERON ASSY. /ATTACHING PARTS/	2	
- 1	AN3-7A/M/ AN960-10	BOLT.	2	
	MS20365-1032	WASHER.	2	
- 2	AN4-10A/M/ AN960-416	NUT	2	
	MS20365-428	BOLT.	1	
		WASHER.	1	
		NUT	1	
- 3	35-135025-36	. BRACKET ASSY,AILERON HINGE INBD /ATTACHING PARTS/	1	
- 4	NAS221-9 AN960-10L 112105	. SCREW WASHER. WASHER.	2 2 2	
- 5	35-135025-32	. BRACKET ASSY,AILERON HINGE OUTBD. /ATTACHING PARTS/	1	
- 6	NAS221-9 AN960-10L 112105	. SCREW WASHER. WASHER.	2 2 2	
- 7	103637	. PLACARD,IDENTIFICATION. /ATTACHING PARTS/	1	
- 8	49384	. FASTENER.	2	
- 9	33-130000-1	. SPAR,AILERON.	1	
- 10	35-135025-8	. RIB,AILERON INBD.	1	
- 11	45-135031-55	. RIB,AILERON	1	
- 12	45-135031-57	. RIB,AILERON	1	
- 13	35-135025-10	. RIB,AILERON OUTBD	1	
- 14	35-135025-2	. WEIGHT,STATIC OVERBALANCE	4	
- 15	35-135025-40	. WEIGHT,STATIC OVERBALANCE ADDITION.	2	
- 16	33-130000-3	. SKIN,AILERON.	1	
	33-130000-9	. DOUBLER	1	
	33-130000-7	. TAB	1	

B E E C H C R A F T
B O N A N Z A V 3 5 8
I L L U S T R A T E D P A R T S C A T A L O G

FIGURE 91
NOSE STRUCTURE
D-9069 THRU D-9466, EXCEPT D-9439

BEECHCRAFT
BOONANZA V35B
ILLUSTRATED PARTS CATALOG



35-91-6

B E E C H C R A F T
B O N A N Z A V 3 5 B
I L L U S T R A T E D P A R T S C A T A L O G

FIG. & INDEX NO.	PART NO.	DESCRIPTION							UNITS PER ASSY	USABLE ON CODE
		1	2	3	4	5	6	7		
91	002-410000-5	COMPARTMENT ASSY,ENGINE							NP	9
	35-400473-676	. KEEL ASSY,NOSE /RA4001/SPECIFY SHIP SERIAL/							1	9
	35-410446-668	. . NOSE ASSY,COWL & BULKHEAD							1	9
		/WITH TURBOCHARGED ENGINE/								
	002-410000-121	. . . BUG ASSY,NOSE							1	9
- 1	35-410446-217	. . . SECTION,NOSE BUG UPPER.							1	9
- 2	002-410010-3	. . . BUG,NOSE.							1	9
- 3	35-410446-221	. . . DOUBLER,NOSE BUG SPLICE LH.							1	9
	35-410446-222	. . . DOUBLER,NOSE BUG SPLICE RH.							1	9
	45-910231-21	. . . REINFORCEMENT,NOSE COWL GRILL							1	9
	35-410467	. . . BALLAST INSTL /W/O TURBOCHARGED ENGINE/							NP	9
- 4	002-410000-115	. . . BOX							1	9
	002-410000-113	. . . BRACKET,LH.							1	9
	002-410000-114	. . . BRACKET,RH.							1	9
- 5	002-410000-111	. . . WEIGHT,BALLAST.							1	9
		/ATTACHING PARTS/								
	AN4-35A/M/	. . . BOLT.							2	
	AN4-33A/M/	. . . BOLT.							3	
	AN960-716L	. . . WASHER.							2	
	AN960-416L	. . . WASHER.							3	
	MS20365-428	. . . NUT							3	
- 6	002-410029-3	. . . BULKHEAD,NOSE COWLING							1	9
- 7	002-410029-5	. . . BRACKET,LH.							1	9
- 8	002-410029-6	. . . BRACKET,RH.							1	9
- 9	002-410000-35	. . . WEB /STA 12.125/.							1	9
	002-410000-75	. . . STIFFENER,WEB /LH SIDE ONLY/.							1	9
- 10	002-410013-1	. . . CHANNEL,LH /STA 12.125/							1	9
	002-410013-2	. . . CHANNEL,RH /STA 12.125/							1	9
	35-910027-9	. . . FITTING,FWD ENGINE MOUNT RH							1	9
- 11	35-910027-11	. . . FITTING,FWD ENGINE MOUNT LH							1	9
		/ATTACHING PARTS/								
- 12	AN4-7A/M/	. . . BOLT.							5	
	AN960-416L	. . . WASHER.							5	
	MS20365-428	. . . NUT							5	
- 13	002-410000-31	. . . GUSSET,LH /STA 12.125/.							1	9
	002-410000-32	. . . GUSSET RH /STA 12.125/.							1	9
- 14	002-410000-69	. . . REINFORCEMENT /STA 12.125/.							1	9
	002-410000-71	. . . ANGLE/LH & RH/STA 12.125/							2	9
- 15	35-410446-179	. . . TEE							1	9
	002-410000-33	. . . ANGLE/LH & RH/STA 12.125/							2	9
	35-410446-185	. . . ANGLE /STA 12.125/.							2	9
- 16	002-410000-51	. . . CHANNEL /STA 12.125/.							1	9
- 17	002-410014-1	. . . PANEL							1	9
	002-410000-39	. . . BAFFLE ASSY,CENTER.							1	9
- 18	002-410000-61	. . . BAFFLE,CENTER							1	9
- 19	002-410000-55	. . . SEAL,HALF							1	9
- 20	002-410000-53	. . . SEAL,CENTER BAFFLE.							1	9
	002-410000-57	. . . STRIP,BACK.							1	9
	002-410000-45	. . . BAFFLE ASSY,NOSE LH							1	9
- 21	002-410000-63	. . . BAFFLE.							1	9
	MS20365-832	. . . NUT							4	9
	002-410000-25	. . . CLIP.							1	9
- 22	002-410000-59	. . . SEAL.							1	9
	002-410000-61	. . . STRIP,BACK.							1	9
- 23	002-410000-73	. . . STIFFENER,BAFFLE CORNER REINFORCEMENT							1	9

BEECHCRAFT
- BONANZA V35B
ILLUSTRATED PARTS CATALOG

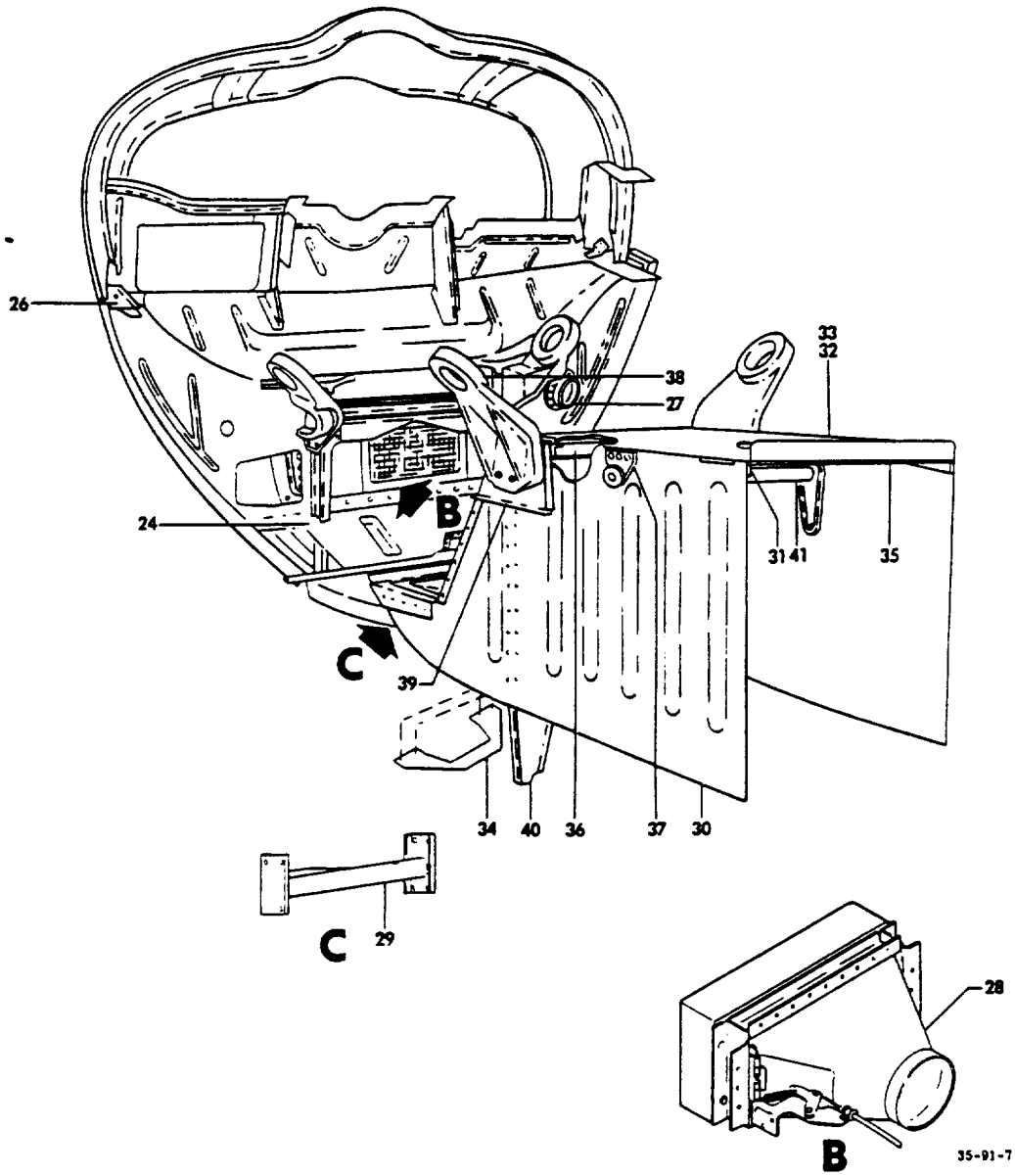


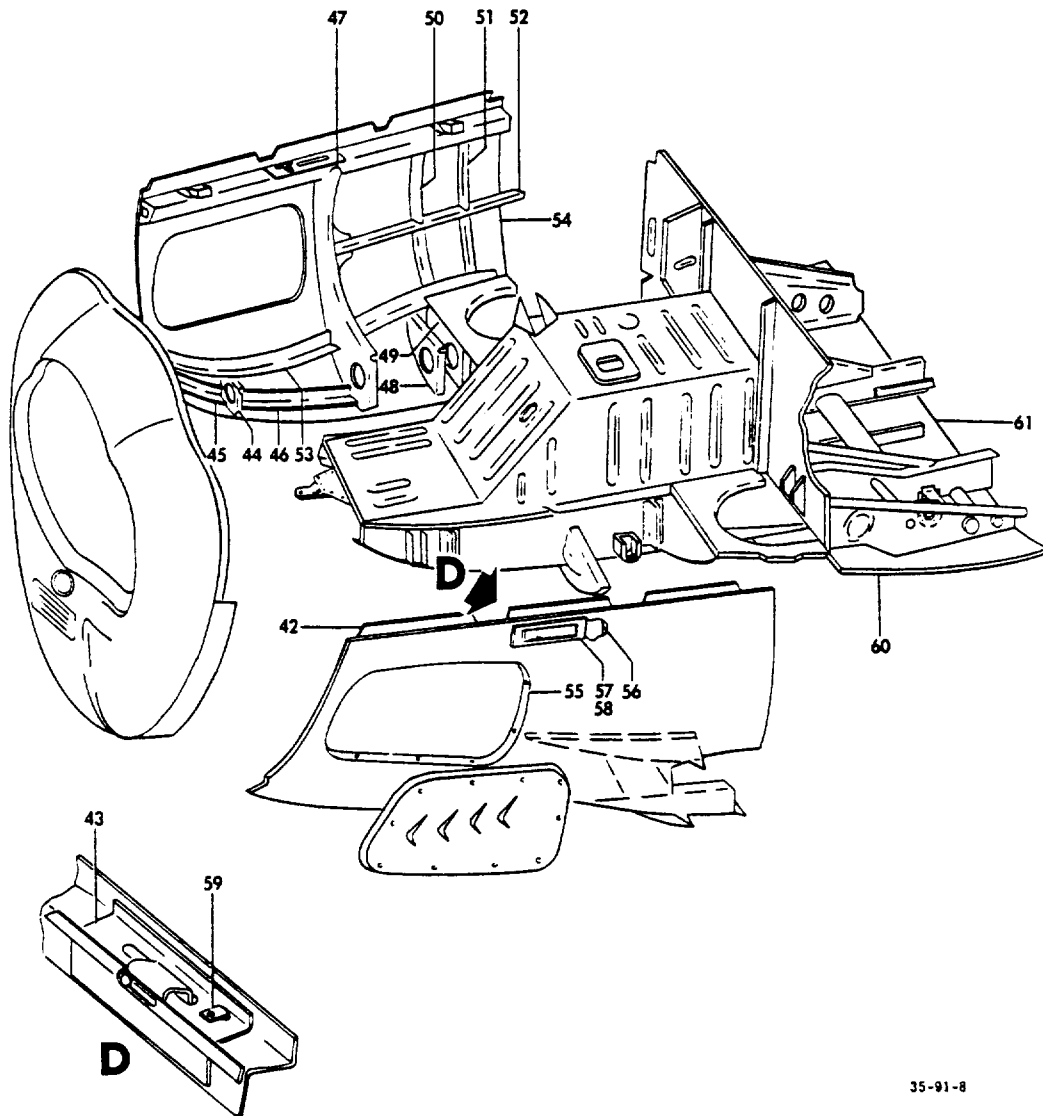
FIGURE 91. NOSE STRUCTURE
/SHEET 2 OF 5 SHEETS/

B E E - C H C R A F T
B O N A N Z A V 3 5 B
I L L U S T R A T E D P A R T S C A T A L O G

FIG. & INDEX NO.	PART NO.	DESCRIPTION							UNITS PER ASSY	USABLE ON CODE
		1	2	3	4	5	6	7		
91 - 24	002-410016-1	1	9
- 25			
- 26	002-410000-137	1	9
	002-410000-139	1	9
	5550890	1	9
- 27	002-410000-125	1	9
- 28	35-919025	1	9
	002-410015-1	1	9
- 29	35-825166-651	1	3
			
	002-410032-1	1	4
	002-410000-47	1	9
- 30	002-410012-1	1	9
	002-410012-3	1	9
- 31	002-410028-1	1	9
	002-410028-2	1	9
- 32	002-410011-1	1	9
	A6914-1024-1	1	9
- 33	35-410446-293	1	9
	35-410480	1	7
	35-410480-1	1	8
	35-410446-285	1	9
- 34	45-410356	1	9
- 35	35-410446-9	1	7
	AN743-13	1	7
- 36	35-410481	1	9
	002-410000-29	1	9
- 37	002-410000-27	1	9
			
	AN515-8R8	2	
	AN960-8	2	
	MS20365-832	2	
			
	35-910027-3	1	9
- 38	35-910027-5	1	9
			
	AN4-11A/M/	4	
	AN4-7A/M/	2	
	AN960-416	6	
	AN960-416L	6	
	MS20365-428	6	
			
- 39	002-410000-17	1	9
	002-410000-18	1	9
	002-410000-15	2	9
- 40	002-410022-1	1	9
	002-410022-1	1	9
	002-410022-2	1	9
	002-410000-13	2	9
	002-410022-5	1	9
	35-410446-303	4	9
- 41	35-825117-6	1	9

ACTUATOR /SEE FIG.212/

BEECHCRAFT
BONANZA V35B
ILLUSTRATED PARTS CATALOG

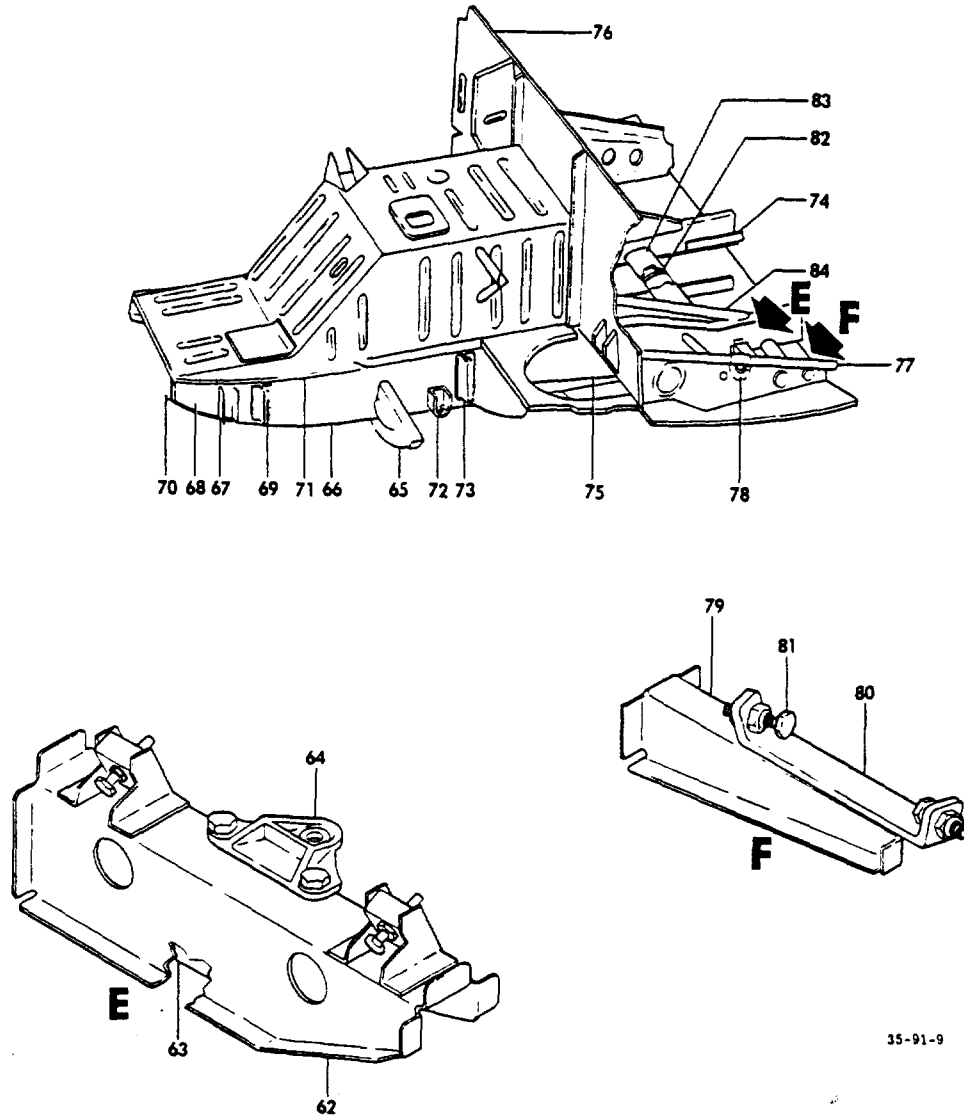


35-91-8

B E E C H C R A F T
 BONANZA V35B
 I L L U S T R A T E D P A R T S C A T A L O G

FIG. & INDEX NO.	PART NO.	DESCRIPTION							UNITS PER ASSY	USABLE ON CODE
		1	2	3	4	5	6	7		
91	002-410027-1	1	9
	002-410027-2	1	9
- 42	35-410482-1	1	9
	35-410482-2	1	9
- 43	35-410482-3	1	9
	35-410482-4	1	9
	35-415352	1	9
- 44	35-415352-1	1	9
	002-410000-161	1	9
- 45	002-410000-162	1	9
	35-410444-57	1	9
- 46	002-410000-163	1	9
	002-410000-164	1	9
- 47	35-415340-1	1	9
	35-415341	1	9
- 48	35-415341-1	1	9
	35-415342-2	1	9
- 49	35-415342-3	1	9
	35-415342-4	1	9
	35-415342-5	1	9
	35-415342-6	1	9
	35-415342-7	1	9
	35-400473-15	1	9
- 50	35-400473-16	1	9
	35-400473-17	1	9
- 51	35-400473-18	1	9
	35-410000-46	1	9
- 52	35-410000-47	1	9
	35-410444-23	1	9
- 53	35-410444-24	1	9
	35-410452-142	1	9
- 54	R 35-410452-143	1	9
- 55	35-410460-9	1	9
	35-410460-10	1	9
	35-410460-7	1	9
	35-410460-8	1	9
	99833P098	10	9
- 56	35-910318	1	9
- 57	H2109-3	1	9
- 58	H2109-4	1	9
- 59	35-910320	1	9
	AN530-8R6	1	
- 60	002-410027-34	1	9
	002-410027-33	1	9
	002-410027-42	1	9
	002-410027-41	1	9
	35-415343-18	1	9
	35-415343-21	1	9
- 61	35-415343-21	1	9
	002-410027-27	1	9

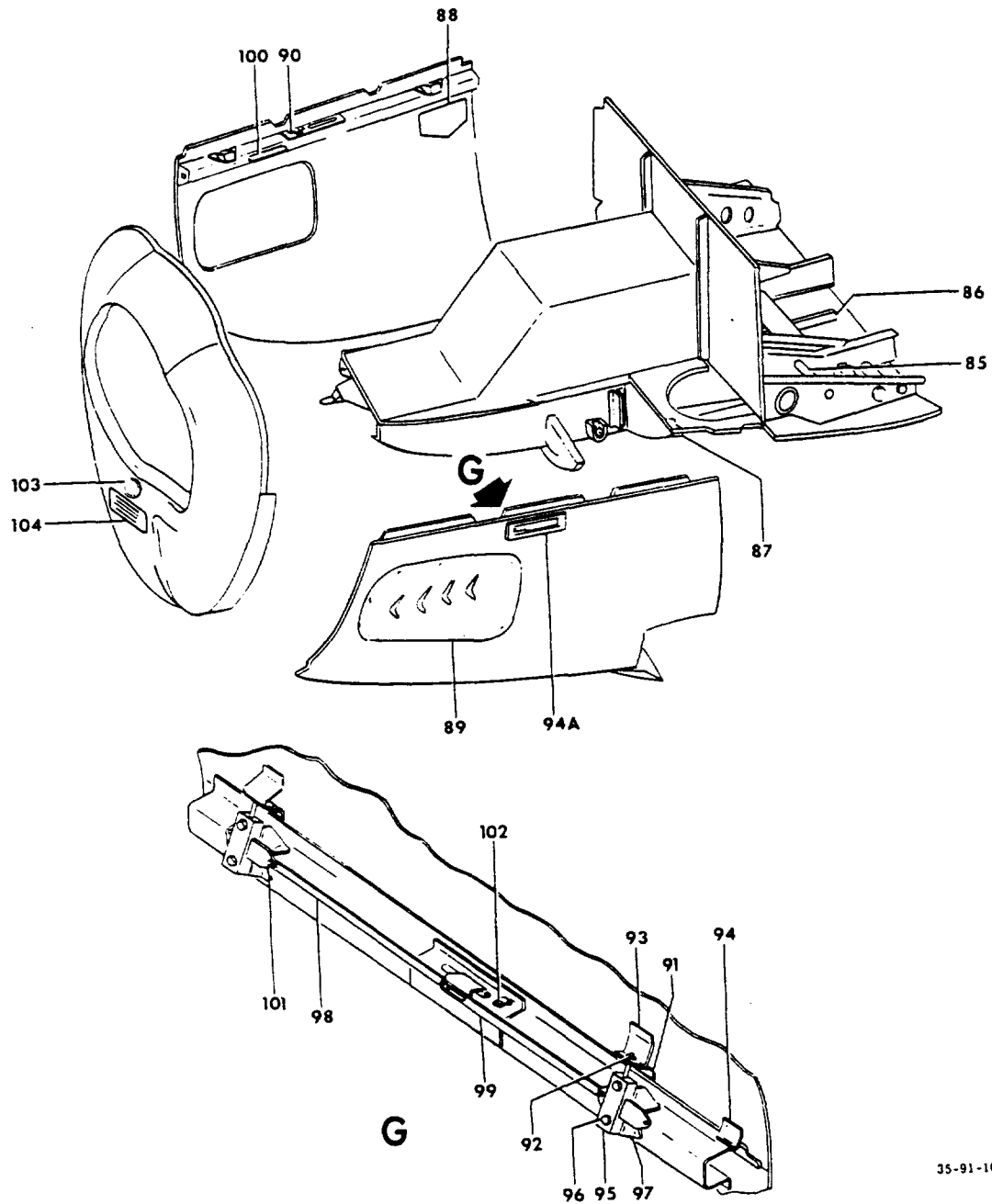
BEECHCRAFT
BONANZA V35B
ILLUSTRATED PARTS CATALOG



B E E C H C R A F T
B O N A N Z A V 3 5 B
I L L U S T R A T E D P A R T S C A T A L O G

FIG. & INDEX NO.	PART NO.	DESCRIPTION							UNITS PER ASSY	USABLE ON CODE
		1	2	3	4	5	6	7		
91	002-410056-1	1	9
	002-410056-2	1	9
- 62	35-400366-2	1	9
	35-400366-3	1	9
- 63	35-400366-4	1	9
	35-400366-5	1	9
- 64	35-524136	1	9
	AN3-5A/M/ AN960-10	4	
		4	
- 65	002-410026-13	1	9
	002-410026-15	1	9
	002-410026-17	1	9
	002-410019-1	1	9
	002-410019-2	1	9
- 66	002-410019-3	1	9
	002-410019-4	1	9
- 67	002-410019-9	1	9
	002-410019-10	1	9
- 68	002-410019-23	1	9
- 69	002-410019-11	1	9
	002-410019-13	1	9
	002-410019-20	1	9
- 70	002-410019-5	1	9
	002-410019-6	1	9
- 71	002-410019-7	1	9
	002-410019-8	1	9
- 72	35-400304-1	1	9
- 73	002-410019-13	2	9
- 74	002-410019-21	1	9
	002-410019-22	1	9
- 75	35-415343-24	1	9
	35-415343-27	1	9
- 76	35-415412-629	1	1
	35-415412-637	1	2
	002-410020-1	1	9
	002-410020-2	1	9
- 77	002-410020-3	1	9
	002-410020-4	1	9
- 78	002-410020-7	1	9
	B146	1	9
	A1170-6	1	9
	002-410026-11	1	9
	35-410164	1	9
- 79	35-410164-4	1	9
- 80	35-410164-2	1	9
- 81	35-524185	2	9
	MS20364-428	2	9
	AN316-4R	2	9
	002-410017-5	1	9
- 82	35-410106	2	9
- 83	35-410107	1	9
- 84	35-410035	1	9
	35-410035-1	1	9
	35-410067	1	9
	1185408HP4	4	9
			
	AN4-24A/M/ AN960-416 MS20365-428	1	
		1	
		1	

BEECHCRAFT
 BONANZA V35B
 ILLUSTRATED PARTS CATALOG



35-91-10

FIGURE 91. NOSE STRUCTURE
 /SHEET 5 OF 5 SHEETS/

05/28/82

B E E C H C R A F T
B O N A N Z A V 3 5 B
I L L U S T R A T E D P A R T S C A T A L O G

FIG. & INDEX NO.	PART NO.	DESCRIPTION	UNITS PER ASSY	USABLE ON CODE
		1 2 3 4 5 6 7		
91 - 85	35-400359-10	. . SUPPORT, BRAKE MASTER CYLINDER /STA 54/.	1	9
- 86	35-410444-25	. . STIFFENER	1	9
- 87	35-410444-45	. . GUSSET.	2	9
	002-410027-17	. . DOUBLER, EXTERNAL POWER RECEPTACLE BOX	1	9
	35-036040-25	. . ANGLE, EXTERNAL POWER RECEPTACLE BOX	1	9
	35-036040-612	. . BOX ASSY, EXTERNAL POWER RECEPTACLE.	1	9
- 88	002-410027-21	. . DOOR ASSY, EXTERNAL POWER RECEPTACLE	1	9
	35-036040-604	. . WIRE ASSY, EXTERNAL POWER RECEPTACLE	1	9
- 89	35-410460-5	. . DOOR ASSY, LH LOWER COWL	1	9
	35-410460-6	. . DOOR ASSY, RM LOWER COWL	1	9
	35-410460-3	. . DOOR, LH	1	9
	35-410460-4	. . DOOR, RM	1	9
	98265-1-.100	. . STUD.	10	9
	99836	. . PIN	10	9
	295250-5	. . GROMMET	10	9
	35-410020-18	. . DEFLECTOR, LH.	4	9
	35-410020-19	. . DEFLECTOR, RH.	4	9
	35-364214	PLACARD, EXTERNAL POWER/12 VOLT/	1	9
	35-910312	LATCH INSTL, COWL DOOR	NP	9
	002-410027-15	. . REINFORCEMENT, SKIN/LH & RM/	1	9
- 90	35-910314-1	. . BRACKET, UPPER AFT/LH & RM/	2	9
- 91	35-910315-1	. . BRACKET, LOWER/LH & RM/	4	9
- 92	AN315-4	. . NUT	4	9
- 93	35-910316-1	. . BRACKET, UPPER FWD/LH & RM/	2	9
	AN315-4	. . NUT	4	9
- 94	35-910319	. . CLIP/LH & RM/STA 11.62/	2	9
- 94A	H2109-3	. . HANDLE ASSY, LH COWL DOOR LATCH.	1	9
	H2109-4	. . HANDLE ASSY, RH COWL DOOR LATCH.	1	9
- 95	H910-3	. . LATCH ASSY, COWL DOOR.	4	9
	002-410027-31	. . RETAINER.	2	9
		/ATTACHING PARTS/		
- 96	AN3-10A/M/ MS20364-1032	. . BOLT. NUT	2 2	
- 97	002-410024-7	. . BRACKET, COWL LATCH/LH & RM/	4	9
- 98	35-910317-1	. . LINK, AFT.	2	9
- 99	35-910317-5	. . LINK, LH COWL LATCH.	1	9
-100	35-910317-3	. . LINK, RM COWL LATCH.	1	9
		/ATTACHING PARTS/		
-101	MS20392-2C9	. . PIN	2	
-102	AN3-5A/M/ AN960-10L MS24665-132	. . BOLT. WASHER. PIN, COTTER.	2 4 2	
-103	002-410000-67	COVER ASSY, LANDING LIGHT.	1	9
		/ATTACHING PARTS/		
	NAS387-632	. . SCREW	8	
		/		
	002-410000-69	. . COVER	1	9
	002-410000-71	. . COVER	1	9
	002-410000-127	RETAINER ASSY	1	9
-104	002-410000-21	GRILL, LOWER COWL.	1	9
		/ATTACHING PARTS/		
	AN507-6R6	SCREW	4	

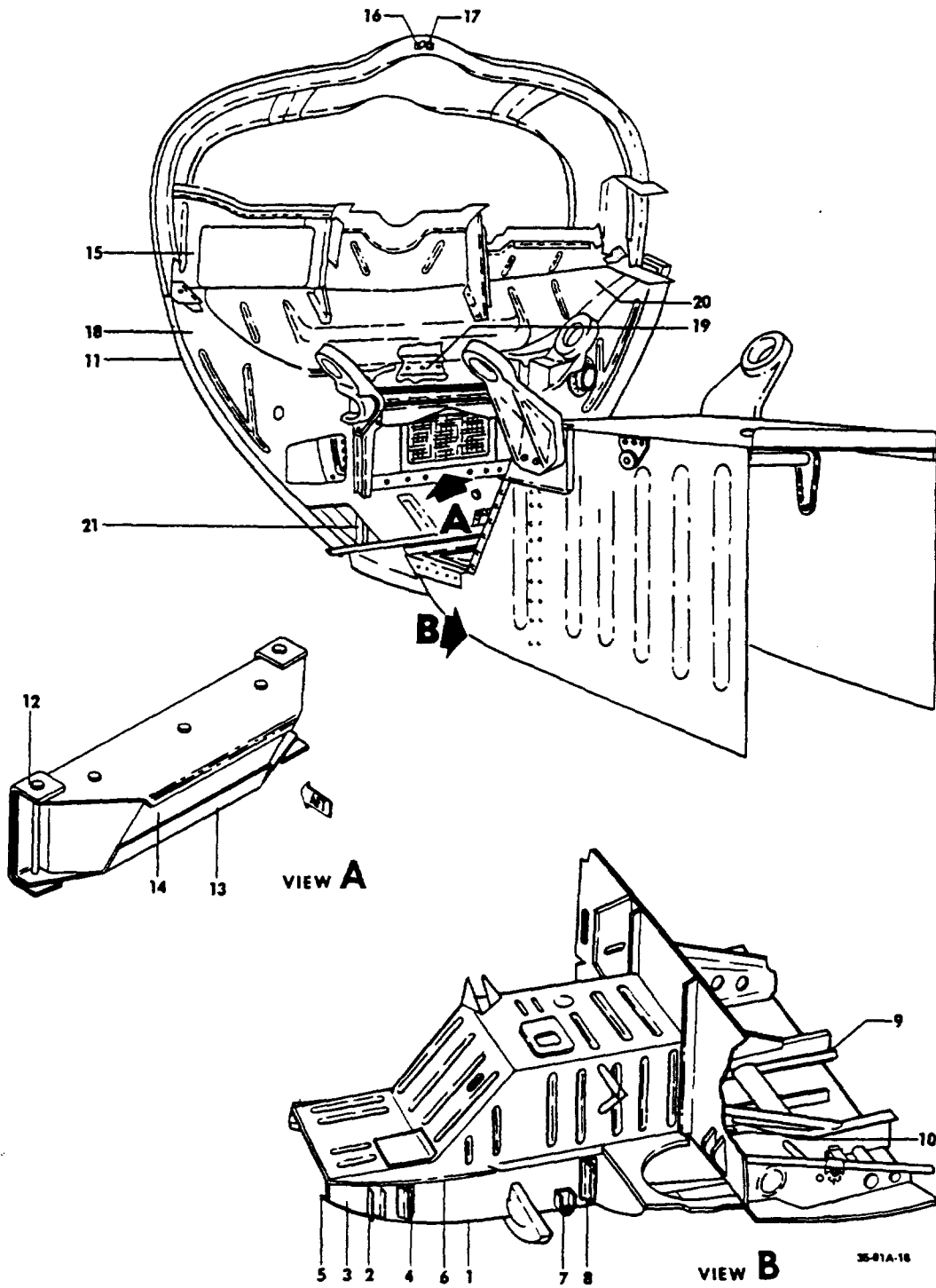
C O D E S O F E F F E C T I V I T Y

1	D-9069 THRU D-9221	2	D-9222 THRU D-9468 EXCEPT D-9439
3	D-9069 THRU D-9135	4	D-9136 THRU D-9468, EXCEPT D-9439
5	DELETED	6	DELETED
7	D-9069 THRU D-9253	8	D-9254 THRU D-9468, EXCEPT D-9439
9	D-9069 THRU D-9468, EXCEPT D-9439		

BEECHCRAFT
BONANZA V35B
ILLUSTRATED PARTS CATALOG

FIGURE 91A
NOSE STRUCTURE
D-9439, D-9469 AND AFTER

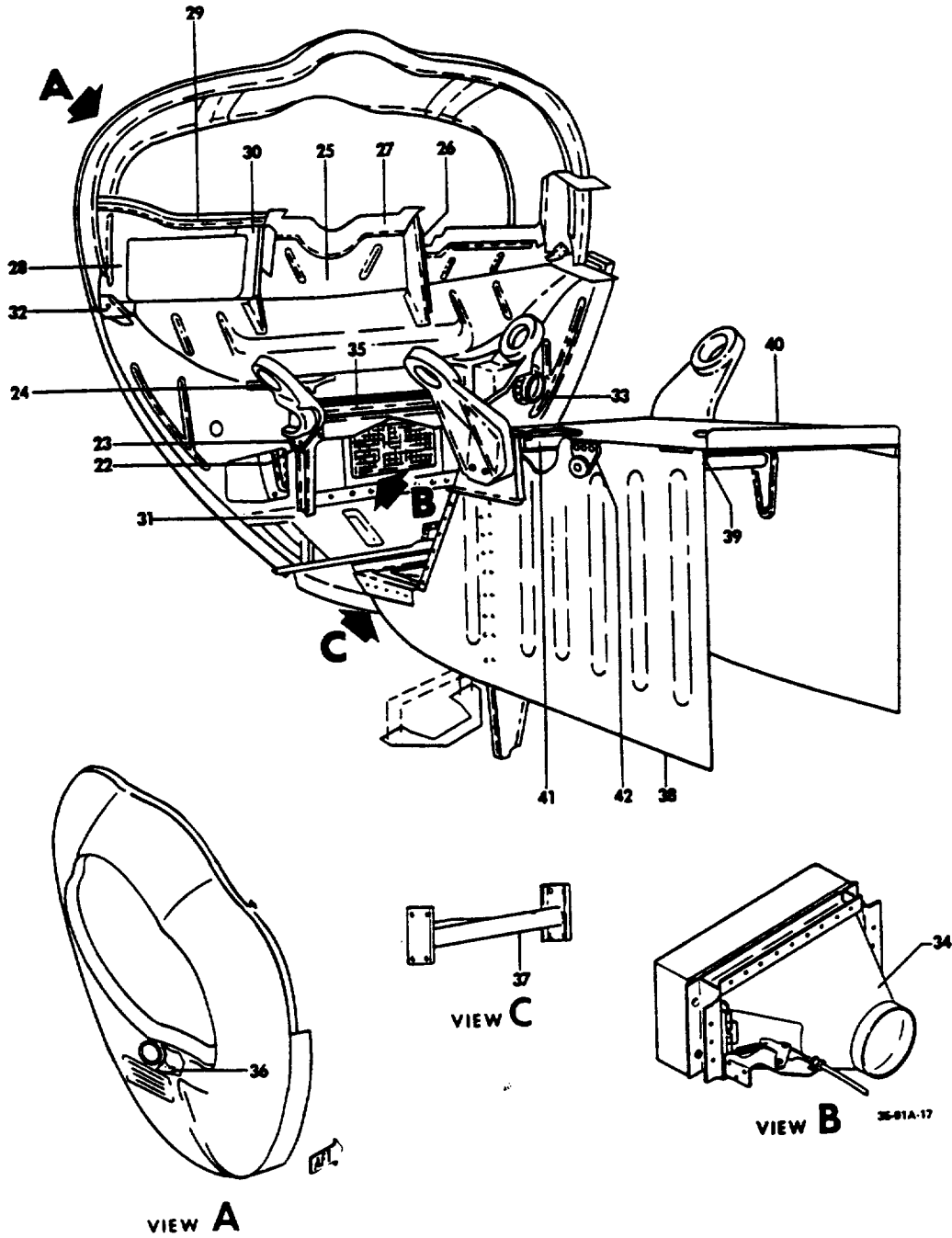
BEECHCRAFT
 BONANZA V35B
 ILLUSTRATED PARTS CATALOG



B E E C H C R A F T
B O N A N Z A V 3 5 B
I L L U S T R A T E D P A R T S C A T A L O G

FIG. & ITEM NO.	PART NO.	DESCRIPTION							UNITS PER ASSY	USABLE ON CODE
		1	2	3	4	5	6	7		
91A	002-41000-5	COMPARTMENT ASSY,ENGINE							NP	1
	002-410019-1	. KEEL ASSY,LH.							1	1
	R 002-410019-2	. KEEL ASSY,RH.							1	1
	35-415343-2	. KEEL,LH							1	6
- 1	002-410019-3	. KEEL,LH							1	7
	35-415343-5	. KEEL,RH							1	6
	002-410019-4	. KEEL,RH							1	7
- 2	002-410019-9	. CHANNEL,LH.							1	1
	002-410019-10	. CHANNEL,RH.							1	1
- 3	002-410019-23	. DOUBLER							1	1
- 4	002-410019-11	. ANGLE							2	1
	002-410019-19	. DOUBLER,LH.							1	1
	002-410019-20	. DOUBLER,RH.							1	1
- 5	002-410019-5	. ANGLE,LH LOWER.							1	1
	002-410019-6	. ANGLE,RH LOWER.							1	1
- 6	002-410019-7	. ANGLE,LH UPPER.							1	1
	002-410019-8	. ANGLE,RH UPPER.							1	1
- 7	002-410057-1	. FITTING,NOSE GEAR DRAG LEG ATTACH							2	1
- 8	002-410019-13	. ANGLE,LH.							2	1
- 9	002-410019-21	. ANGLE,LH REINFORCEMENT.							1	1
	002-410019-22	. ANGLE,RH REINFORCEMENT.							1	1
- 10	002-410019-25	. BRACKET,LH.							1	1
	002-410000-121	. NOSE BUG ASSY							1	1
- 11	002-410010-3	. NOSE BUG.							1	1
- 12	002-410000-113	. BRACKET,LH.							1	1
	002-410000-114	. BRACKET,RH.							1	1
- 13	002-410000-115	. BRACKET							1	1
- 14	002-410000-111	. WEIGHT							1	1
		/ATTACHING PARTS/								
	AN4-33A	. BOLT.							3	
	AN4-35A	. BOLT.							2	
	AN960-416	. WASHER.							3	
	AN960-416L	. WASHER.							2	
	MS21042L4	. NUT							3	
	002-410029-1	. BULKHEAD ASSY							1	1
- 15	002-410029-3	. BULKHEAD.							1	1
- 16	002-410029-5	. BRACKET							1	1
- 17	002-410029-6	. BRACKET							1	1
	002-410000-35	. WEB							1	4
	35-410446-301	. WEB							1	2
- 18	002-410000-149	. WEB							1	3
	002-410000-43	. DOUBLER							1	4
	35-410446-239	. DOUBLER							1	2
- 19	002-410000-151	. DOUBLER							1	3
	002-410014-1	. PAN							1	4
	35-410446-229	. PAN							1	2
- 20	002-410014-3	. PAN							1	3
	002-410000-77	. ANGLE							1	1
- 21	002-410013-1	. BRACKET,LH.							1	1
	002-410013-2	. BRACKET,RH.							1	1

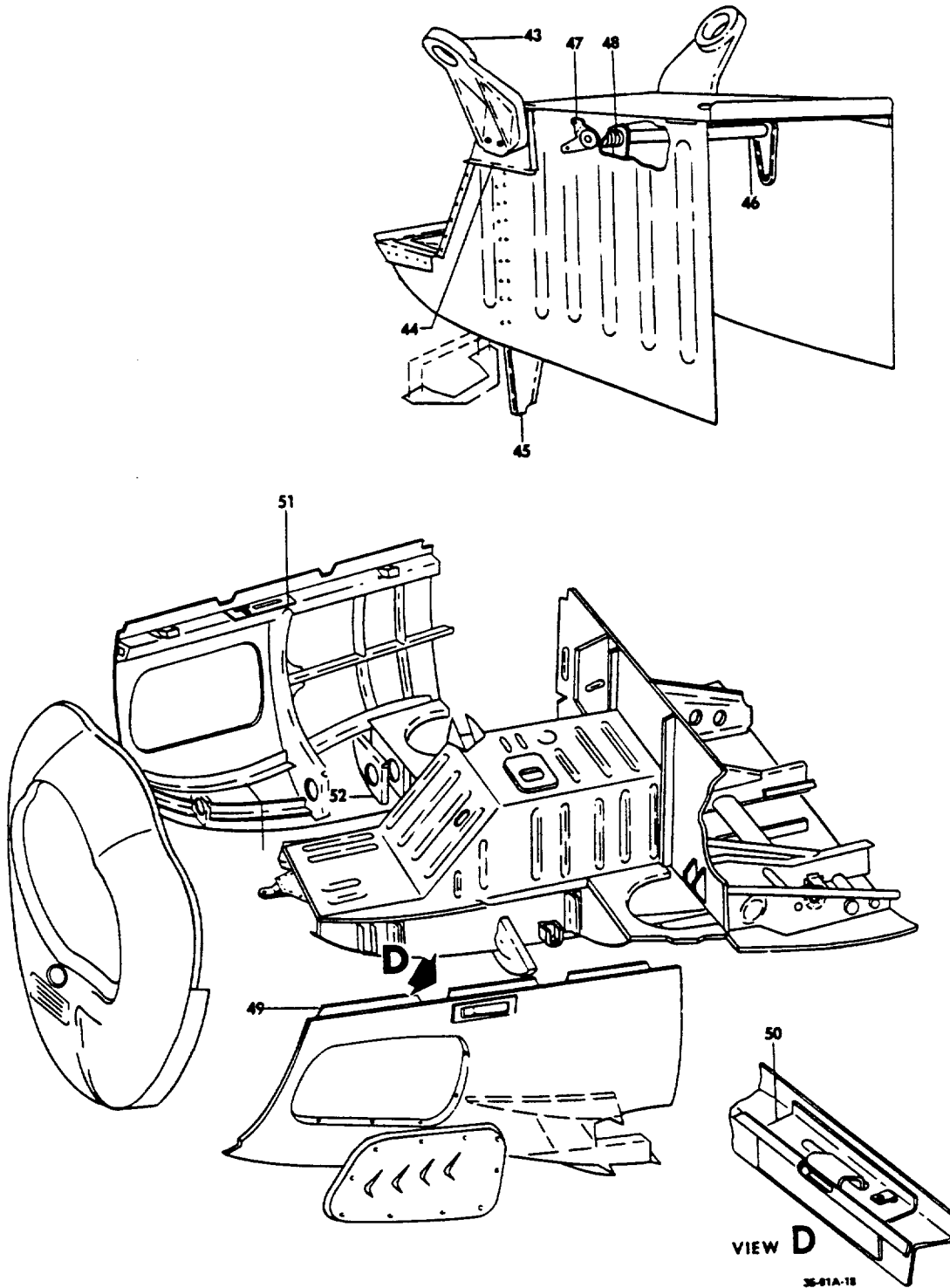
BEECHCRAFT
 BONANZA V35B
 ILLUSTRATED PARTS CATALOG



B E E C H C R A F T
B O N A N Z A V 3 5 B
I L L U S T R A T E D P A R T S C A T A L O G

FIG. & INDEX NO.	PART NO.	DESCRIPTION							UNITS PER ASSY	USABLE ON CODE
		1	2	3	4	5	6	7		
91A - 22	35-910027-11	1	1
	35-910027-9	1	1
		/ATTACHING PARTS/								
- 23	AN4-7A/M/	2	
	AN4-10A/M/	3	
	AN960-416L	8	
	AN960-416	3	
	MS21042L4	5	
- 24	002-410000-31	1	1
	002-410000-32	1	1
	002-410000-33	1	1
	002-410000-39	1	1
- 25	002-410000-41	1	1	
- 26	002-410000-55	1	1	
- 27	002-410000-53	1	1
	002-410000-57	1	1
- 28	002-410000-45	1	1
	002-410000-63	1	1
- 29	002-410000-25	1	1
	002-410000-59	1	1
- 30	002-410000-61	1	1
	002-410000-75	1	1
- 31	002-410016-1	1	1
- 32	002-410000-137	1	1
	002-410000-138	1	1
- 33	002-410000-153	1	1
- 34	002-910011-1	1	1
	002-410000-19	1	1
- 35	002-410000-51	1	1
	002-410000-73	1	1
- 36	002-410000-141	1	1
	002-410000-87	1	1
	002-410015-1	1	1
- 37	002-410032-1	1	1
	002-410000-47	1	1
- 38	002-410012-1	1	1
	002-410012-3	1	1
- 39	002-410028-1	1	1
	002-410028-2	1	1
- 40	002-410011-1	1	1
- 41	002-410000-139	1	1
- 42	002-410000-27	1	1
	002-410000-29	1	1
		/ATTACHING PARTS/								
	MS35206-245	2	
	AN960-8	2	
	MS21042L08	2	

BEECHCRAFT
BONANZA V35B
ILLUSTRATED PARTS CATALOG



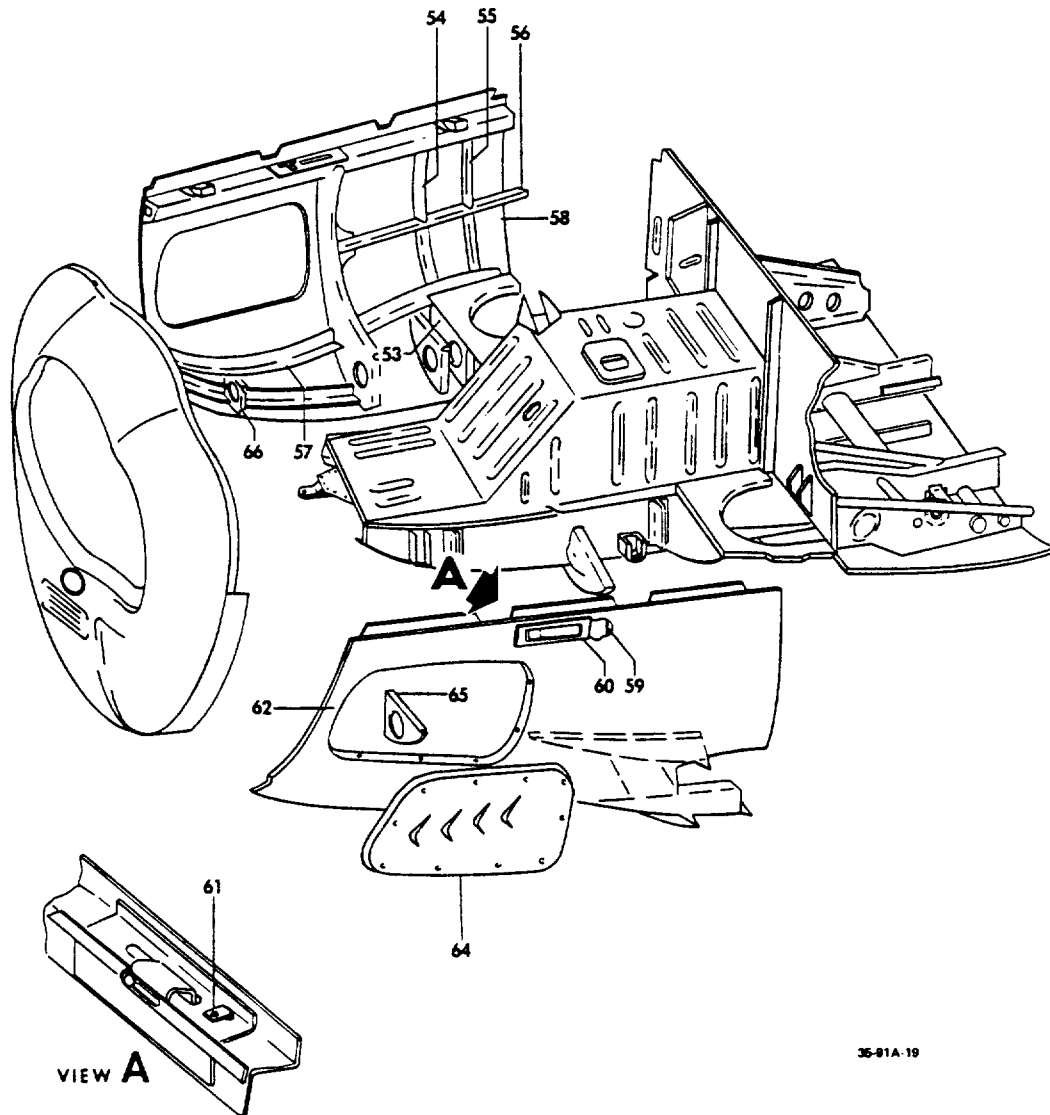
B E E C H C R A F T
B O N A N Z A V 3 5 B
I L L U S T R A T E D P A R T S C A T A L O G

FIG. & ITEM NO.	PART NO.	DESCRIPTION	UNITS PER ASSY	USABLE ON CODE	
		1 2 3 4 5 6 7			
91A - 43	35-910027-5	. . FITTING, REAR ENGINE MOUNT LH.	1	1	
	35-910027-3	. . FITTING, REAR ENGINE MOUNT RH.	1	1	
		/ATTACHING PARTS/			
	AN4-10A	. . BOLT	1		
	AN4-11A	. . BOLT	1		
	AN4-12A	. . BOLT	4		
	AN960-416	. . WASHER	11		
	AN960-416L	. . WASHER	4		
	MS21042L4	. . NUT	6		

		4G7H	. . JUMPER, BONDING.	1	1
	- 44	002-410000-17	. . DOUBLER, LH.	1	1
		002-410000-18	. . DOUBLER, RH.	1	1
	- 45	002-410000-15	. . SHIM	1	1
002-410022-1		. . FORMER, LH	1	1	
002-410022-2		. . FORMER, RH	1	1	
002-410022-3		. . DOUBLER, FORMER.	1	1	
002-410000-13		. . SUPPORT, FORMER.	1	1	
002-410022-5		. . CAP, FORMER.	1	1	
002-410022-7		. . BRACKET	1	1	
002-410038-3		. . SHAFT ASSY, COWL FLAP CONTROL	1	1	
- 47	002-410053-1	. . ARM ASSY, COWL FLAP CONTROL LH	1	1	
	002-410053-3	. . ARM ASSY, COWL FLAP CONTROL RH	1	1	
		/ATTACHING PARTS/			
	MS35206-245	. . BOLT, LH ARM ASSY.	3		
	AN3-10A	. . BOLT, RH ARM ASSY.	1		
	AN960-8	. . WASHER, LH ARM ASSY.	3		
	AN960-10	. . WASHER, RH ARM ASSY.	1		
	MS21042L08	. . NUT, LH ARM ASSY	3		
	MS21042L3	. . NUT, RH ARM ASSY	1		

- 48	35-825074-1	. . SPRING.	1	1	
	002-410012-5	. . ARM ASSY /RH PANEL ONLY/.	1	1	
	002-410012-11	. . BRACKET /RH PANEL ONLY/	1	1	
	002-410000-79	. . DOUBLER	1	1	
	A6914-1024-1	. . PLATE, PATCH	1	1	
	002-410027-1	. . SIDE PANEL, ENGINE COMPARTMENT LH.	1	1	
	002-410027-2	. . SIDE PANEL, ENGINE COMPARTMENT RH.	1	1	
	002-410024-1	. . LONGERON ASSY, NOSE LH	1	1	
	R 002-410024-2	. . LONGERON ASSY, NOSE RH	1	1	
	- 49	002-410024-5	. . LONGERON, LH	1	1
		002-410024-6	. . LONGERON, RH	1	1
	- 50	002-410024-3	. . REINFORCEMENT, LH.	1	1
		002-410024-4	. . REINFORCEMENT, RH.	1	1
	- 51	002-410026-1	. . BULKHEAD, LH/STA.33.345/	1	1
002-410026-2		. . BULKHEAD, RH /STA.33.345/.	1	1	
	002-410024-7	. . BRACKET	1	1	
- 52	002-410026-21	. . BULKHEAD, LH /STA.38.25/	1	1	
	002-410026-3	. . BULKHEAD ASSY, LH /STA.40.75/.	1	1	

BEECHCRAFT
BONANZA V35B
ILLUSTRATED PARTS CATALOG

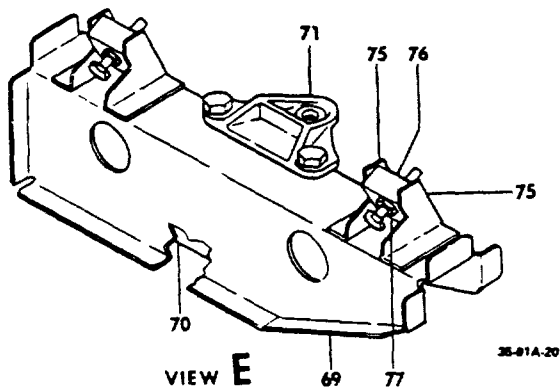
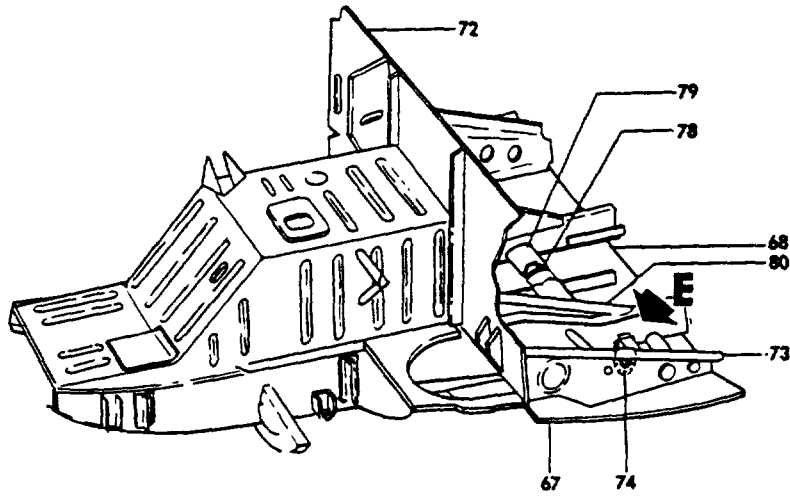


35-91A-19

B E E C H C R A F T
B O N A N Z A V 3 5 8
I L L U S T R A T E D P A R T S C A T A L O G

FIG. & INDEX NO.	PART NO.	1	2	3	4	5	6	7	DESCRIPTION	UNITS PER ASSY	USABLE ON CODE
91A	002-10026-4	BULKHEAD ASSY, RH /STA.40.75/	1	1
	002-10026-5	BULKHEAD, LH /STA.40.75/	1	1
- 53	R 002-10027-55	BULKHEAD, RH /STA.40.75/	1	1
	R 002-10027-56	HINGE, LH INBD	1	1
	002-10026-8	HINGE, LH OUTBD	1	1
	002-10026-9	HINGE, RH INBD	1	1
	002-10026-10	HINGE, RH OUTBD	1	1
	002-10026-11	ANGLE /LH BULKHEAD ONLY/	1	1
	002-10027-9	STIFFENER, LH	2	1
- 54	002-10027-10	STIFFENER, RH	1	1
	002-10027-11	STIFFENER, LH	1	1
- 55	002-10027-12	STIFFENER, RH	1	1
	002-10027-13	STRINGER, LH	1	1
- 56	002-10027-14	STRINGER, RH	1	1
	002-10027-7	ANGLE, LH	1	1
- 57	002-10027-8	ANGLE, RH	1	1
	R 002-10027-55	SKIN, LH	1	1
- 58	R 002-10027-56	SKIN, RH	1	1
- 59	002-10027-15	DOUBLER, LH & RH	1	1
- 60	M2109-3	HANDLE ASSY	1	1
	M2109-4	HANDLE ASSY	1	1
- 61	002-10027-31	RETAINER	1	1
	AN530-8R6	SCREW /ATTACHING PARTS/	1	
	002-10027-5	DOUBLER ASSY, LH	1	1
	002-10027-6	DOUBLER ASSY, RH	1	1
- 62	002-10027-19	DOUBLER, LH	1	1
	002-10027-20	DOUBLER, RH	1	1
- 63		DELETED		
	002-10027-17	DOUBLER ASSY, RH	1	2
	002-10027-9	DOUBLER ASSY, RH	1	5
	002-10027-51	DOUBLER, RH	1	
	002-10027-44	STIFFENER, RH	1	1
- 64	002-10023-1	DOOR ASSY, LH ENGINE ACCESS	1	1
	002-10023-2	DOOR ASSY, RH ENGINE ACCESS	1	1
	002-10023-3	DOOR, LH ENGINE ACCESS	1	1
	002-10023-4	DOOR, RH ENGINE ACCESS	1	1
	002-10023-5	DEFLECTOR	4	1
	002-10023-6	DEFLECTOR	4	1
	98265-1-100	STUD	10	1
	99836	CROSS PIN	10	1
	295250-5	GROMMET	10	1
	002-10026-13	BULKHEAD ASSY /STA.29.25/	1	1
- 65	002-10026-15	BULKHEAD	1	1
	002-10026-17	CAP	1	1
	002-10026-19	BULKHEAD, LH /STA.18.25/	1	1
- 66	002-10026-20	BULKHEAD, RH /STA.18.25/	1	1
	002-10026-23	PLATE	2	1

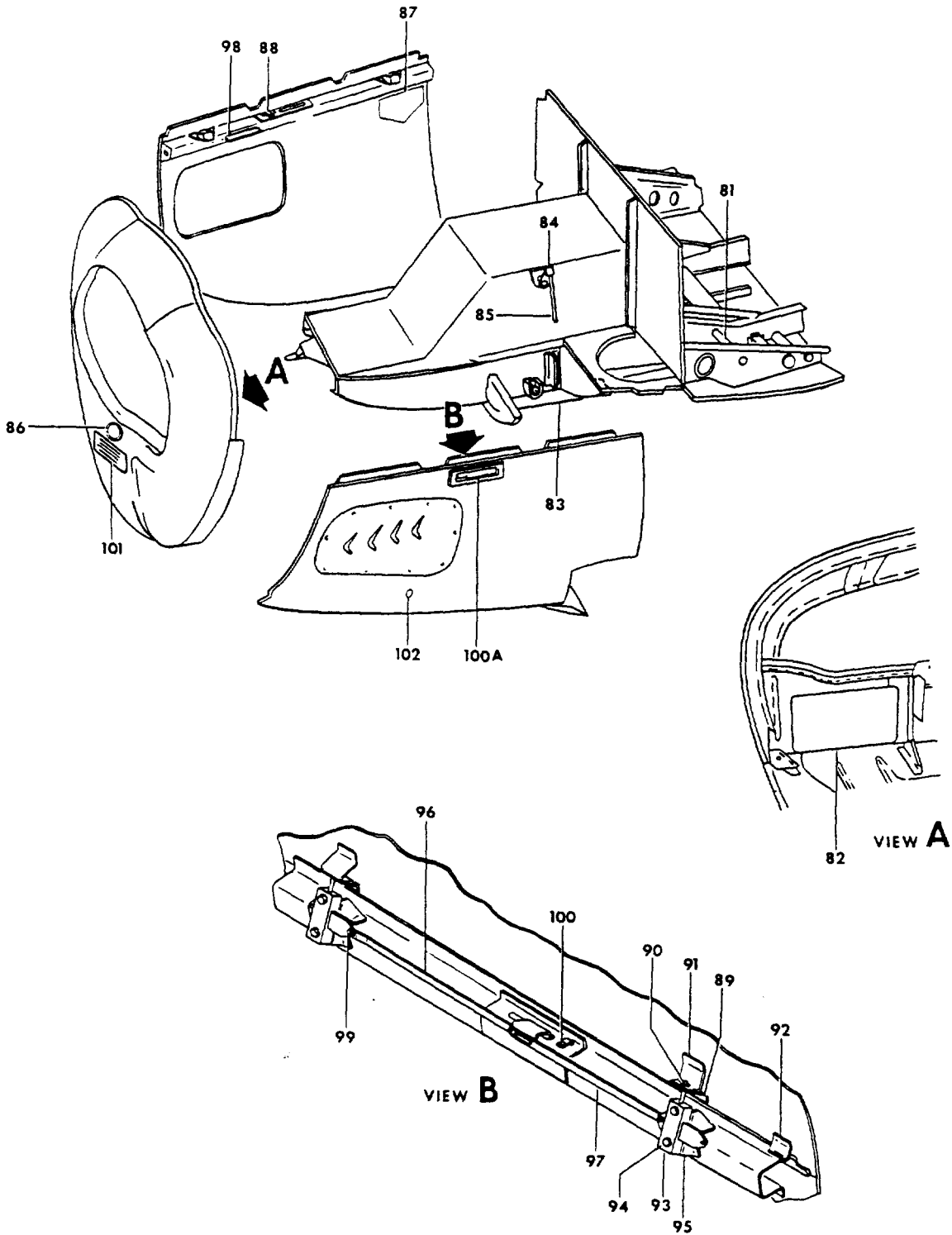
BEECHCRAFT
BONANZA V35B
ILLUSTRATED PARTS CATALOG



B E E C H C R A F T
B O N A N Z A V 3 5 8
I L L U S T R A T E D P A R T S C A T A L O G

FIG. & INDEX NO.	PART NO.	DESCRIPTION							UNITS PER ASSY	USABLE ON CODE	
		1	2	3	4	5	6	7			
91A - 67	002-410027-33	. SKIN ASSY,LH /STA.49 TO STA.68/	1	1	
	002-410027-34	. SKIN ASSY,RH /STA.49 TO STA.68/	1	1	
	002-410027-41	. . SKIN,LH	1	1	
	002-410027-42	. . SKIN,RH	1	1	
	002-410027-37	. . ANGLE,LH	1	1	
	002-410027-38	. . ANGLE,RH	1	1	
	002-410027-39	. . ANGLE,LH	1	1	
	002-410027-40	. . ANGLE,RH	1	1	
	- 68	002-410027-27	. SKIN,CENTER	1	1
		002-410000-231	. STIFFENER/USE WITH 108424-4 CLIP/	1	1
002-410056-1		. SUPPORT ASSY,LH RUDDER PEDAL BELLCRANK.	1	1	
- 69	002-410056-2	. SUPPORT ASSY,RH RUDDER PEDAL BELLCRANK.	1	1	
	002-410056-5	. . CHANNEL,LH	1	1	
- 70	002-410056-6	. . CHANNEL,RH	1	1	
	002-410056-3	. . BRACKET,LH	1	1	
- 71	002-410056-4	. . BRACKET,RH	1	1	
	35-52+136	. . SUPPORT,RUDDER PEDAL	1	1	
	AN3-5A	. . BOLT	4		
	AN960-10L	. . WASHER	4		
- 72	002-410030-1	. FIREWALL ASSY,LOWER/SEE FIG.111B/	1	1	
	002-410020-1	. SUPPORT ASSY,LH RUDDER PEDAL CONTROL.	1	1	
- 73	002-410020-2	. SUPPORT ASSY,RH RUDDER PEDAL CONTROL.	1	1	
	002-410020-3	. . CHANNEL,LH	1	1	
	002-410020-4	. . CHANNEL,RH	1	1	
	002-410020-5	. . SUPPORT ASSY,LH	1	1	
	002-410020-6	. . SUPPORT ASSY,RH	1	1	
- 74	002-410020-7	. . SUPPORT	1	1	
	B146	. . BEARING	1	1	
	002-410031-1	. STOP ASSY,RUDDER PEDAL	1	10	
	002-410031-7	. STOP ASSY,RUDDER PEDAL	1	11		
	MS27039-1-10	. . SCREW	4		
	AN960-10L	. . WASHER	4		
	MS21042L3	. . NUT	4		
- 75	002-410031-3	. . ANGLE,LH	1	1	
	002-410031-4	. . ANGLE,RH	1	1	
	MS35206-248	. . SCREW	2		
	AN960-8	. . WASHER	2		
	MS21042L08	. . NUT	2		
- 76	002-410031-5	. . BLOCK	1	1	
- 77	131002-3	. . BOLT,LOCKING	1	1	
	AN316-4R	. . NUT	1	1	
- 78	002-410017-5	. BRACKET ASSY,PULLEY NOSE	1	1	
- 79	002-410017-9	. . SUPPORT	2	1	
- 80	002-410017-7	. . SUPPORT	1	1	
	002-410017-11	. . ANGLE,LH	1	1	
	002-410017-12	. . ANGLE,RH	1	1	
	002-410017-15	. . GUARD,PULLEY	2	1	
	1185408HP4	. . PULLEY	4	1	
	AN4-24A	. . BOLT	1		
	AN960-416	. . WASHER	2		
	MS21042L4	. . NUT	1		

BEECHCRAFT
 BONANZA V35B
 ILLUSTRATED PARTS CATALOG



33-81-27

B E E C H C R A F T
B O N A N Z A V 3 5 8
I L L U S T R A T E D P A R T S C A T A L O G

FIG. & ITEM NO.	PART NO.	DESCRIPTION	UNITS PER ASSY	USABLE ON CODE
		1 2 3 4 5 6 7		
91A - 81	002-410033-1	. SUPPORT ASSY, MASTER CYLINDER	1	1
- 82	002-410000-23	. DOOR	1	1
	MS35026-243	. SCREW	4	
- 83	R 002-410025-13	. FLAP ASSY, LH	1	1
	R 002-410025-14	. FLAP ASSY, RH	1	1
- 84	B40-1	. ROD END	1	1
		/ATTACHING PARTS/		
	MS35650-302	. NUT	2	
	MS21042L3	. NUT	2	
	AN960-10	. WASHER	2	
- 85	002-410053-15	. LINK	1	1
	002-410000-37	. RUB BLOCK	2	1
- 86	002-410000-67	. COVER ASSY, LANDING LIGHT/14 VOLT/	1	8
	002-410000-167	. COVER ASSY, LANDING LIGHT/28 VOLT/	1	9
	002-410016-3	. ANGLE, LH	1	1
	002-410016-4	. ANGLE, RH	1	1
	002-410024-7	. BRACKET	2	1
	35-036040-23	. DOUBLER, EXTERNAL POWER RECEPTACLE BOX	1	1
	35-036040-25	. ANGLE, EXTERNAL POWER RECEPTACLE BOX	1	1
	35-036040-8	. BOX ASSY, EXTERNAL POWER RECEPTACLE	1	1
- 87	002-410027-21	. DOOR ASSY, RH/EXTERNAL POWER RECEPTACLE/	1	1
	002-410027-23	. DOOR, RH/EXTERNAL POWER/	1	1
	35-364214	. PLACARD, EXTERNAL POWER/12 VOLT/	1	8
	36-364029	. PLACARD, EXTERNAL POWER/24 VOLT/	1	9
	002-910010-1	. LATCH INSTL, COWL DOOR	NP	1
- 88	002-910010-3	. BRACKET, UPPER AFT/LH & RH/	2	1
- 89	002-910010-5	. BRACKET, LOWER/LH & RH/	4	1
- 90	AN315-4	. NUT	4	1
- 91	002-910010-7	. BRACKET, UPPER FWD/LH & RH/	2	1
	AN315-4	. NUT	4	1
- 92	002-910010-15	. CLIP/LH & RH/	2	1
- 93	H910-3	. LATCH ASSY, COWL DOOR	4	1
- 94	AN3-10A/M/ NAS679A3	. BOLT NUT	2 2	
- 95	35-910313-1	. BRACKET, COWL LATCH/LH & RH/	4	1
- 96	002-910010-9	. LINK, AFT	2	1
- 97	002-910010-13	. LINK, LH COWL LATCH	1	1
- 98	002-910010-11	. LINK, RH COWL LATCH	1	1
		/ATTACHING PARTS/		
- 99	MS20392-2C9	. PIN	2	
-100	AN3-5A/M/ AN960-10L MS24665-132	. BOLT WASHER PIN, COTTER	2 4 2	
-100A	H2109-3	. HANDLE ASSY, LH COWL DOOR LATCH	1	1
	H2109-4	. HANDLE ASSY, RH COWL DOOR LATCH	1	1
-101	002-410000-21	. GRILL, AIR INTAKE	1	1
-102	SS48143	. PLUG BUTTON	2	

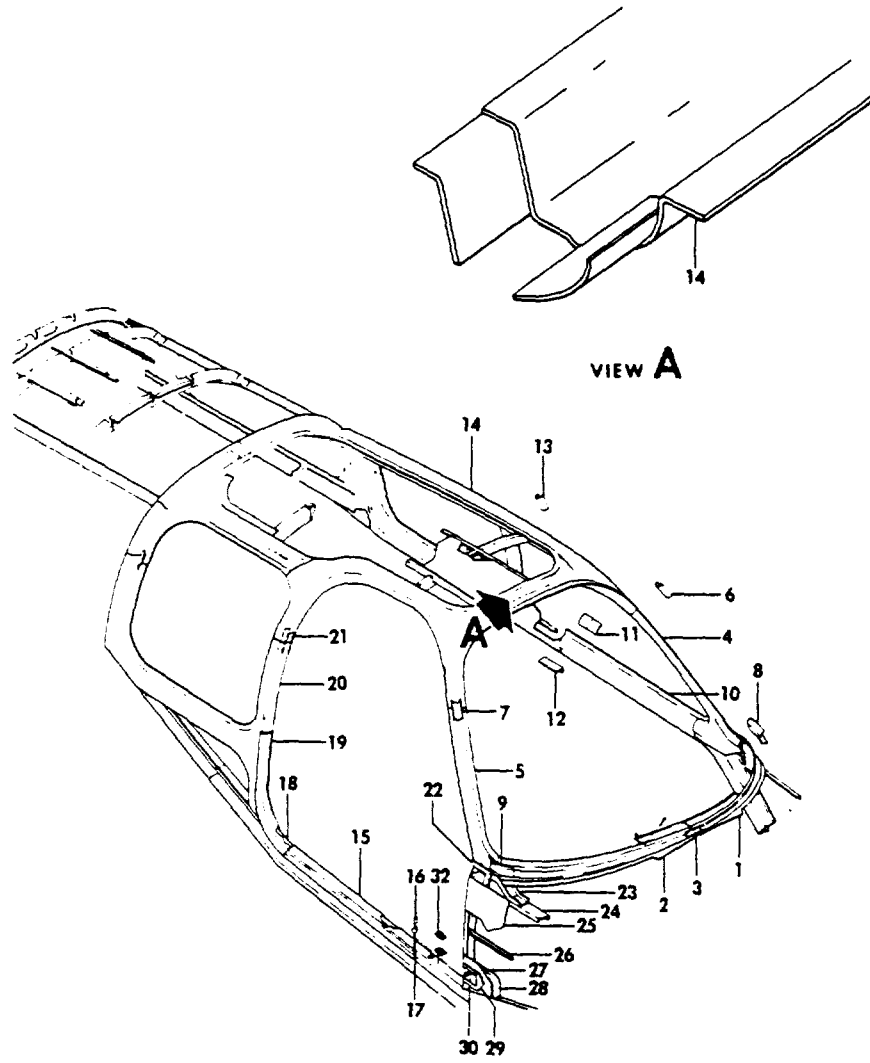
C O D E S O F E F F E C T I V I T Y

- | | | | |
|----|-------------------------------|----|--|
| 1 | D-9439,
D-9469 AND AFTER | 2 | D-9469 THRU D-9480 |
| 3 | D-9481 AND AFTER | 4 | D-9439 ONLY |
| 5 | D-9469 AND AFTER | 6 | D-9439,
D-9469 THRU D-9501 |
| 7 | D-9502 AND AFTER | 8 | D-9439, D-9469
THRU D-10119
EXCEPT D-10097 |
| 9 | D-10097, D-10120
AND AFTER | 10 | D-9439,
D-9469 THRU D-10375 |
| 11 | D-10376 AND AFTER | | |

B E E C H C R A F T
B O N A M Z A V 3 5 B
I L L U S T R A T E D P A R T S C A T A L O G

FIGURE 97
CANOPY STRUCTURE

BEECHCRAFT
BONANZA V35B
ILLUSTRATED PARTS CATALOG

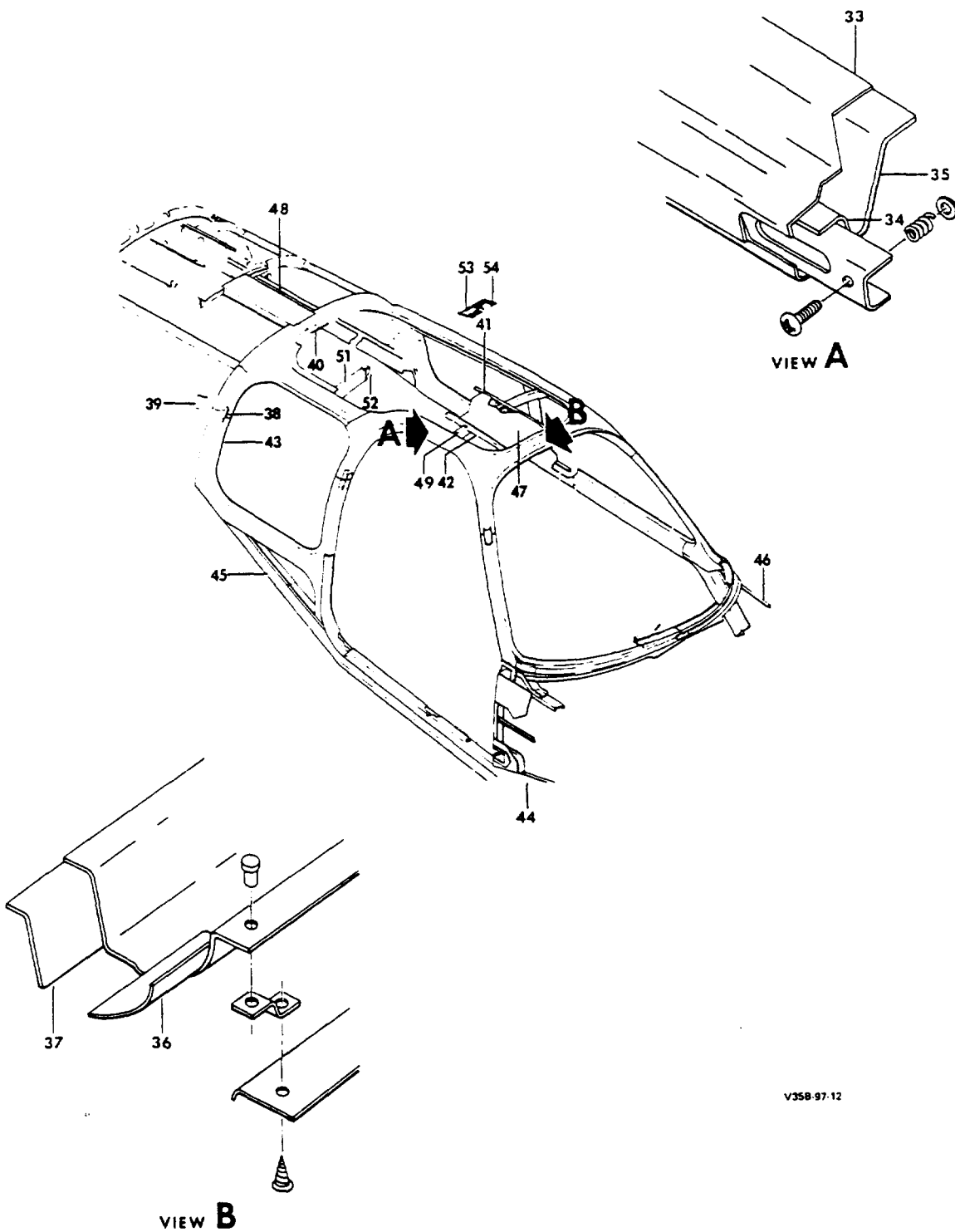


V35B-97-11

B E E C H C R A F T
B O N A N Z A V 3 5 B
I L L U S T R A T E D P A R T S C A T A L O G

FIG. & INDEX NO.	PART NO.	DESCRIPTION	UNITS PER ASSY	USABLE ON CODE
		1 2 3 4 5 6 7		
97	35-400473-29S	STRUCTURE ASSY,CABIN SECTION.	NP	11
	35-400473-33	STRUCTURE ASSY,CABIN/UTILITY BAGGAGE DOOR/.	NP	11
	35-400473-47	STRUCTURE ASSY,CABIN SECTION.	NP	12
	35-400473-49	STRUCTURE ASSY,CABIN/UTILITY BAGGAGE DOOR/.	NP	12
	002-430000-27	STRUCTURE ASSY,CABIN SECTION.	NP	13
	002-430000-29	STRUCTURE ASSY,CABIN/UTILITY BAGGAGE DOOR/.	NP	13
	35-410038-183S	. CANOPY INSTL.	NP	3
	35-410038-211	. CANOPY INSTL.	NP	4
	002-430008-13	. CANOPY INSTL.	NP	23
	002-43008-301	. CANOPY INSTL.	NP	22
- 1	002-430068-1	. . . SUPPORT,LH WINDSHIELD	1	
- 2	002-430068-2	. . . SUPPORT,RH WINDSHIELD	1	
- 3	35-410038-189	. . . SPLICE,CENTER WINDSHIELD SUPPORT.	1	24
- 4	002-430066-1	. . . HAT SECTION,LH WINDSHIELD	1	
- 5	002-430067-1	. . . HAT SECTION,RH WINDSHIELD	1	
- 6	35-410038-4	. . . SPLICE,UPPER LH HAT SECTION	1	24
- 7	35-410038-34	. . . SPLICE,UPPER RH HAT SECTION	1	24
- 8	102-430240-1	. . . SPLICE,LOWER LH HAT SECTION	1	24
- 9	35-410038-179	. . . SPLICE,LOWER RH HAT SECTION	1	24
- 10	35-410038-68	. . . LONGERON,LH	1	10
	002-430063-1	. . . LONGERON,LH/STA 64/	1	7
- 11	35-410038-72	. . . SPLICE,LH LONGERON.	1	10
- 12	35-410038-70	. . . SPLICE,LH	1	10
	002-430008-165	. . . STIFFENER,LH.	1	7
	35-410038-199	. . . LONGERON,LH	1	10
	002-430059-1	. . . LONGERON ASSY,LH/UNDER MIDDLE WINDOW/	1	7
- 13	35-410038-8	. . . SPLICE,LH	1	7
- 14	35-410038-6	. . . HAT SECTION ASSY.	1	3
	35-410038-213	. . . HAT SECTION ASSY.	1	4
	002-430058-1	. . . HAT SECTION ASSY.	1	14
	58-530232-1	. . . BRACKET INSTL,SHOULDER HARNESS.	NP	14
	58-530229-1	. . . BRACKET ASSY,RH	1	14
	58-530233-1	. . . BRACKET ASSY,LH	1	14
- 15	002-430008-163	. . . SILL,CABIN DOOR	1	
- 16	002-430008-179	. . . MOUNT	1	
- 17	002-430008-181	. . . BUSHING	1	
- 18	002-430074-11	. . . ANGLE ASSY,DOOR FRAME	1	
- 19	002-430074-7	. . . ANGLE,CENTER CABIN DOOR FRAME	1	
- 20	002-430074-3	. . . HAT SECTION,CABIN DOOR FRAME.	1	
- 21	35-410038-32	. . . SPLICE,AFT CABIN DOOR HAT SECTION	1	24
	002-430008-31	. . . REINFORCEMENT,UPPER DOOR HINGE.	1	
	58-420083-19	. . . COVER ASSY,DOOR HINGE	1	21
	58-420083-9	. . . COVER	1	21
	58-420083-1	. . . BRACKET ASSY.	1	21
	002-430056-1	. . . PANEL ASSY,DOOR HINGE	1	20
	002-430056-53	. . . PANEL ASSY,DOOR HINGE	1	21
	002-430056-7	. . . BULKHEAD.	1	
- 22	002-430056-19	. . . DOUBLER,UPPER DOOR HINGE.	1	
- 23	002-430056-27	. . . CHANNEL	1	
- 24	002-430056-11	. . . CHANNEL	1	
- 25	002-430056-21	. . . SKIN,RH	1	
- 26	002-430056-15	. . . STRINGER,RH	1	
- 27	002-430056-17	. . . DOUBLER,RH LOWER.	1	
- 28	002-430056-29	. . . CHANNEL,RH LOWER.	1	
- 29	002-430056-23	. . . REINFORCEMENT,RH LOWER.	1	
- 30	002-430056-9	. . . CHANNEL,RH LOWER.	1	
- 31		. . . DELETED		
- 32	002-430056-13	. . . REINFORCEMENT,DOOR HINGE/UPPER AND LOWER/	4	
	002-430056-31	. . . REINFORCEMENT,DOOR FRAME.	1	
	002-430056-25	. . . SHIM,HORIZONTAL/BETWEEN SKIN & STRINGER/.	1	
	002-430056-45	. . . SHIM,VERTICAL/STA 68/	1	
	002-430056-33	. . . BRACKET/INSIDE PANEL/STA 68/.	1	
	002-430056-35	. . . BRACKET/NEXT LOWER HINGE/	1	25
	002-430056-59	. . . SHIM,HORIZONTAL/BETWEEN SKIN & DOUBLER/	1	
	35-410452-181	. . . STIFFENER,LH /STA 68/	1	3

BEECHCRAFT
BONANZA V35B
ILLUSTRATED PARTS CATALOG

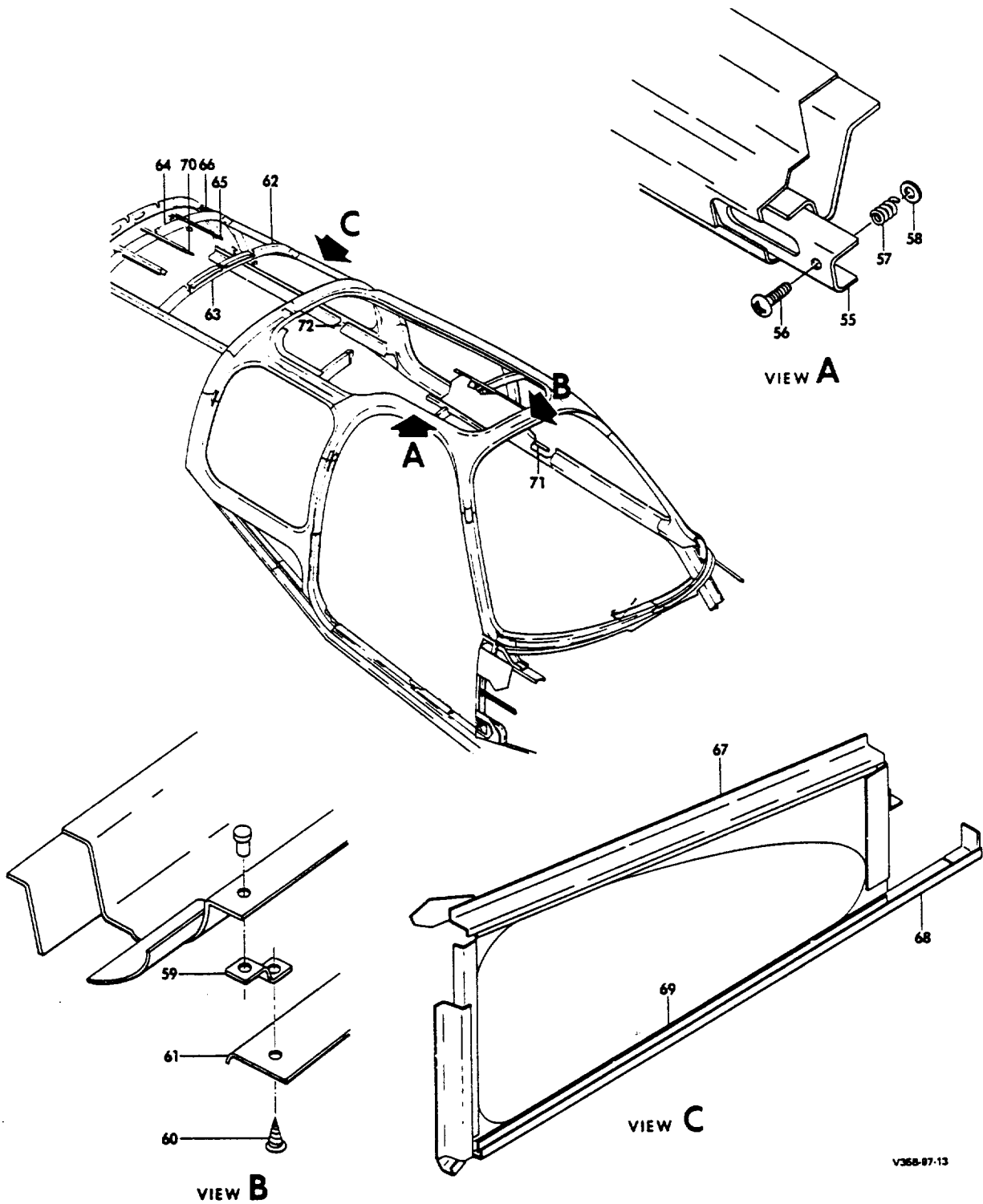


V35B-97-12

B E E C H C R A F T
B O N A N Z A V 3 5 B
I L L U S T R A T E D P A R T S C A T A L O G

FIG. & INDEX NO.	PART NO.	1	2	3	4	5	6	7	DESCRIPTION	UNITS PER ASSY	USABLE ON CODE
97	002-430057-1	HAT SECTION ASSY,CANOPY	1	19
	002-430057-19	HAT SECTION ASSY,CANOPY	1	22
- 33	35-410038-90	LONGERON,UPPER RH	1	3
	002-430057-5	LONGERON,UPPER RH	1	26
	002-430057-21	LONGERON,UPPER RH	1	22
- 34	002-430057-11	BRACKET ASSY,CABIN DOOR LATCH RECEPTACLE .	1	
- 35	002-430074-1	HAT SECTION,CABIN DOOR	1	
- 36	35-410038-22	SPLICE,HAT SECTION	1	24
- 37	35-410038-24	SPLICE,HAT SECTION	1	3
	58-420021-3	SPLICE,HAT SECTION	1	4
- 38	35-410038-10	SPLICE	1	24
- 39	35-410038-12	SPLICE	1	24
- 40	35-410038-126	SPLICE	1	3
	002-430008-123	SPLICE	1	8
- 41	35-410038-154	STRINGER,LH	1	3
- 42	35-410038-155	STRINGER,RH	1	3
	002-430008-197	CLIP,LOWER AFT CABIN DOOR FRAME	1	
	002-430060-3	HAT SECTION ASSY,RH SIDE WINDOW	1	19
	002-430060-31	HAT SECTION ASSY,RH SIDE WINDOW	1	29
	002-430060-35	HAT SECTION ASSY,RH SIDE WINDOW	1	18
- 43	002-430060-9	HAT SECTION,RH SIDE WINDOW	1	17
	002-430060-21	LONGERON	1	16
	002-430060-23	LONGERON	1	16
	002-430060-25	LONGERON	1	22
	002-430060-27	LONGERON	1	22
	002-430008-173	SHIM,2ND WINDOW/FWD/	2	
	002-430008-175	SHIM,2ND WINDOW/AFT/	2	
	002-430061-9	LONGERON ASSY,RH	1	
- 44	002-430061-15	LONGERON	1	19
	002-430061-31	LONGERON	1	22
	002-430061-11	BRACKET	1	
	002-430061-27	CLIP	2	
	A6191-6Z1	NUT	1	
- 45	002-430008-131	LONGERON,RH	1	
- 46	002-430008-39	STRINGER,LH FWD/C/	1	
	002-430008-40	STRINGER,RH FWD/C/	1	
- 47	96-420001-85	DOUBLER,FWD OVERHEAD PANEL	1	3
	002-430008-43	REINFORCEMENT	1	8
	96-420001-97	DOUBLER,OVERHEAD PANEL AFT	1	3
- 48	002-430008-147	REINFORCEMENT	1	8
	96-420001-91	PLUG,OVERHEAD PANEL	2	3
	58-530144-1	BRACKET INSTL,HEADLINER	1	
	58-530144-3	BRACKET ASSY/STA 90/	1	
- 49	96-420001-101	BULKHEAD ASSY	1	3
- 50		DELETED		5
	002-430008-47	BULKHEAD	1	8
	108424-2	CLIP	4	4
- 51	96-420001-83	BULKHEAD	1	3
	96-420001-57	BULKHEAD	1	3
- 52	96-420001-95	SHIM	1	3
	002-430008-45	BULKHEAD	1	8
- 53	95-420015-161	ANGLE,VENT	1	15
- 54	95-420015-163	SCREEN,VENT	1	15
	95-420015-165	RETAINER,VENT	1	15
	95-420015-167	VENT,OVERHEAD	1	15

BEECHCRAFT
BONANZA V35B
ILLUSTRATED PARTS CATALOG

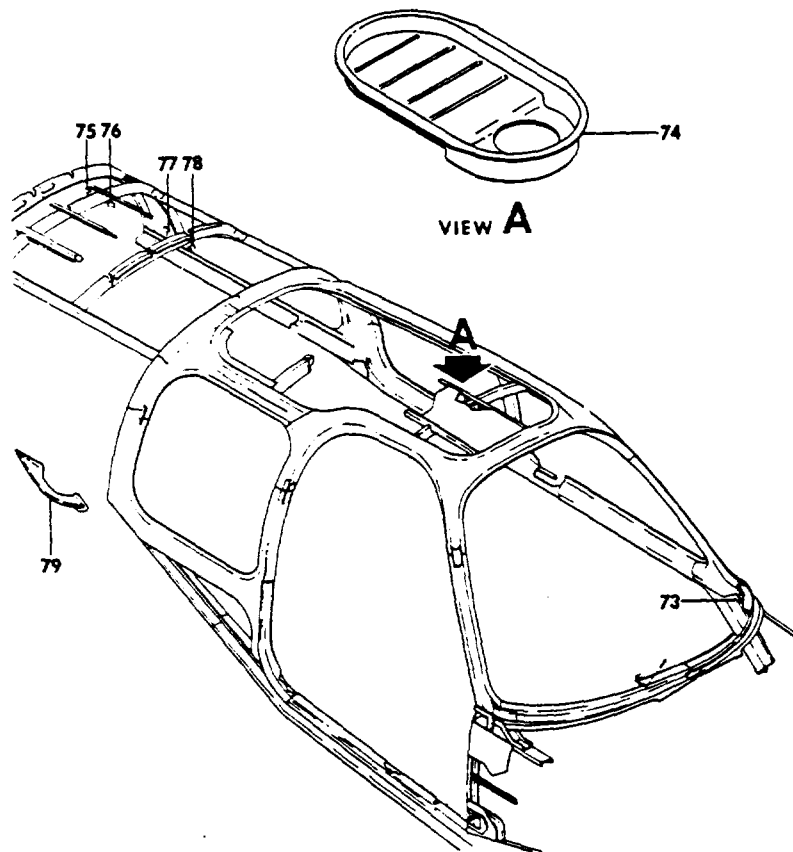


V35B-87-13

B E E C H C R A F T
B O N A N Z A V 3 5 8
I L L U S T R A T E D P A R T S C A T A L O G

FIG. & INDEX NO.	PART NO.	1 2 3 4 5 6 7	DESCRIPTION	UNITS PER ASSY	USABLE ON CODE
97 - 55	002-430008-177	. .	CHANNEL, CABIN DOOR LATCH.	1	
			/ATTACHING PARTS/		
	MS24694S51	. .	SCREW	1	
	NAS698A3	. .	NUTPLATE.	1	
- 56	MS24694S58	. .	SCREW	1	
- 57	100943CR-ZX020F	. .	SPRING.	1	
- 58	AN960-10	. .	WASHER.	AR	
	002-430051-21	. .	WINDSHIELD ASSY, TINTED/SEE FIG 110/	1	
	002-430051-25	. .	WINDSHIELD ASSY, TINTED/OVERSIZE/SEE FIG 110	1	
- 59	35-410315	. .	CLIP, WINDSHIELD	15	3
			/ATTACHING PARTS/		
- 60	PK84XA4-4	. .	SCREW	15	
- 61	35-410474-49	. .	MOULDING, LH WINDSHIELD.	1	3
	35-410474-50	. .	MOULDING, RH WINDSHIELD.	1	3
	35-415412-633	. .	FIREWALL ASSY, UPPER/SEE FIG.111/.	1	1
	35-415412-635	. .	FIREWALL ASSY, UPPER/SEE FIG.111/.	1	2
	002-430049-1	. .	FIREWALL ASSY, UPPER/SEE FIG.111A/	1	9
	002-430079-1	. .	FIREWALL ASSY, UPPER/SEE FIG.111A/	1	6
- 62	95-440006-209	. .	BULKHEAD, LH/STA 151/	1	3
	95-440006-211	. .	BULKHEAD, RH/STA 151/	1	3
	002-430008-145	. .	BULKHEAD/STA 151/	1	8
- 63	95-440006-221	. .	DOUBLER, CENTER OVERHEAD/STA 151/	1	3
- 64	95-440006-111	. .	ZEE, LH/STA 170/	1	3
	95-440006-9	. .	ZEE, RH.	1	3
	95-440006-223	. .	DOUBLER/STA 170/	1	3
	95-440006-205	. .	CHANNEL, LH LOWER/STA 170/	1	3
	95-440006-206	. .	CHANNEL, RH LOWER.	1	3
	002-430035-5	. .	FRAME/STA 170/	1	8
- 65	002-430008-187	. .	STRINGER, LH/B/.	1	
	002-430008-188	. .	STRINGER, RH/B/.	1	
- 66	35-410452-139	. .	STRINGER, LH/C/.	1	3
	002-430008-149	. .	STRINGER, LH/C/.	1	8
	35-410452-140	. .	STRINGER, RH/C/.	1	3
	002-430008-150	. .	STRINGER, RH/C/.	1	8
	MS35489-11	. .	GROMMET, BULKHEAD/STA 170/	1	
- 67	002-430008-313	. .	ZEE, LH UPPER.	1	
	002-430008-158	. .	ZEE, RH UPPER.	1	
- 68	002-430008-311	. .	ZEE, LH LOWER.	1	
	002-430008-151	. .	ZEE, LH FWD.	1	9
	002-430065-1	. .	ZEE, RH LOWER.	1	27
- 69	96-430010-17	. .	ANGLE, LOWER LH.	1	
	96-430010-18	. .	ANGLE, RH LOWER.	1	
- 70	96-420001-99	. .	STRINGER/A/	1	3
	002-420008-127	. .	STRINGER, AFT CABIN/STA 131 TO 170/A/.	1	
	002-420008-125	. .	STRINGER, FWD CABIN/STA 116 TO 131/A/.	1	
	002-430008-51	. .	STRINGER, FWD CABIN/STA 77 TO 82/A/.	1	
- 71	002-430008-165	. .	STIFFENER, LH.	1	
- 72	95-440006-161	. .	STRINGER, LH	1	28

BEECHCRAFT
BONANZA V35B
ILLUSTRATED PARTS CATALOG



V35B-97-14

B E E C H C R A F T
B O N A N Z A V 3 5 8
I L L U S T R A T E D P A R T S C A T A L O G

FIG. & ITEM NO.	PART NO.	DESCRIPTION	UNITS PER ASSY							USABLE ON CODE	
			1	2	3	4	5	6	7		
97	36-530064-1	GLARESHIELD INSTL/14 VOLT/SEE FIG.324/								NP	5
	36-530064-3	GLARESHIELD INSTL/28 VOLT/								NP	6
- 73	36-530064-75	. SUPPORT, GLARESHIELD								3	
	96-550013-107	PANEL INSTL, OVERHEAD /SEE FIG.417/								NP	3
	58-530096-1	CONSOLE INSTL, OVERHEAD /SEE FIG. 417A/								NP	4
- 74	96-550013-35	. PAN								1	3
- 75	96-550013-57	. CLIP, LH								1	3
	96-550013-58	. CLIP, RH								1	3
- 76	96-550013-59	. CLIP, LH								1	3
	96-550013-60	. CLIP, RH								1	3
- 77	96-550013-61	. CLIP, LH								1	3
	96-550013-62	. CLIP, RH								1	3
- 78	96-550013-63	. CLIP								2	3
	33-530007-57	WINDLACE, CABIN DOOR								1	10
	36-530001-85	WINDLACE, CABIN DOOR								1	7
	002-430000-117	GLASS, LH AFT WINDOW/ORDER 002-430000-261/								NP	
	002-430000-261	GLASS, LH AFT WINDOW/SPARES FOR 002-430000-117/								1	
	002-430000-118	GLASS, RH AFT WINDOW/ORDER 002-430000-262/								NP	
	002-430000-262	GLASS, RH AFT WINDOW/SPARES FOR 002-430000-118/								1	
- 79	96-430018-1	HANDLE, ASSIST								1	

NOTE SEE FIG.13 FOR CANOPY SKINS.

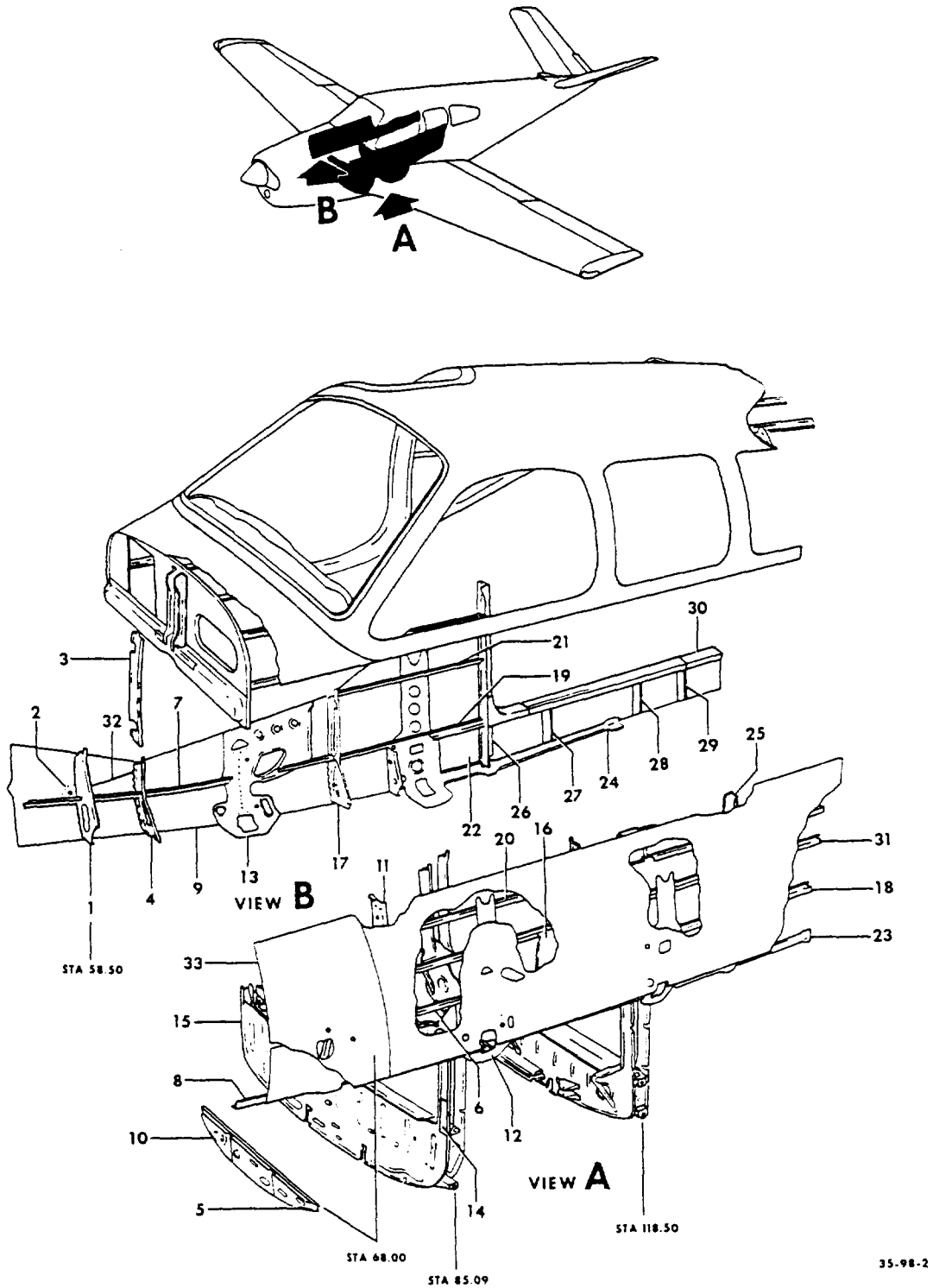
C O D E S O F E F F E C T I V I T Y

1 D-9069 THRU D-9221	2 D-9222 THRU D-9927
	D-9929 THRU D-9956
3 D-9069 THRU D-9286	4 D-9287 THRU D-9956
5 D-9069 THRU D-10096,	6 D-10097,
D-10098 THRU D-10119	D-10120 AND AFTER
7 D-9538 AND AFTER	8 D-9287 AND AFTER
9 D-9928,	10 D-9069 THRU D-9537
D-9957 THRU D-10096	
D-10098 THRU D-10119	
11 D-9069 THRU D-9545	12 D-10084,
	D-10115 THRU D-10195
13 D-10196 AND AFTER	14 D-9957 AND AFTER
15 D-9069 THRU D-9927,	16 D-10091, D-10099,
D-9929 THRU D-9958	D-10101 THRU D-10347
	D-10349 THRU D-10352
17 D-9069 THRU D-10090,	18 D-10353 AND AFTER
D-10092 THRU D-10098	
AND D-10100	
19 D-9069 THRU D-10347,	20 D-9069 THRU D-10371
D-10349 THRU D-10352	
21 D-10372 AND AFTER	22 D-10348,
	D-10353 AND AFTER
23 D-9957 THRU D-10347,	24 D-9069 THRU D-9956
D-10349 THRU D-10352	
25 D-9928,	26 D-9287 THRU D-10347,
D-9957 THRU D-10371	D-10349 THRU D-10352
27 D-9928,	28 D-9069 THRU D-9286,
D-9957 AND AFTER	D-9641 THRU D-10195
29 D-10348 ONLY	

B E E C H C R A F T
B O N A N Z A V 3 5 B
I L L U S T R A T E D P A R T S C A T A L O G

FIGURE 98
CABIN SIDES STRUCTURE

BEECHCRAFT
 BONANZA V35B
 ILLUSTRATED PARTS CATALOG



B E E C H C R A F T
B O N A N Z A V 3 5 B
I L L U S T R A T E D P A R T S C A T A L O G

FIG. & INDEX NO.	PART NO.	DESCRIPTION							UNITS PER ASSY	USABLE ON CODE
		1	2	3	4	5	6	7		
98	35-400473-29S	STRUCTURE INSTL,FUSELAGE CABIN SECTION.	NP	
	RA4100	STRUCTURE ASSY,FUSELAGE CABIN SECTION	NP	
	RA4301	PANEL ASSY,LH SIDE CABIN.	NP	
	RA4302	PANEL ASSY,RH SIDE CABIN.	NP	
	35-410215-14	BULKHEAD ASSY,RH /STA 58.50/.	1	
- 1	35-410215-12	BULKHEAD,RH /STA 58.50/	1	
	35-410215-16	DOUBLER,RH /STA 58.50/.	1	
	35-410215-5	BULKHEAD,LH /STA 58.50/	1	
		/ATTACHING PARTS/								
	NAS682A08	NUTPLATE.	1	
	AN515-8R12	SCREW	1	
- 2	35-410000-66	DOUBLER,RH /STA 58.50/.	1	
	35-415373-608	BULKHEAD ASSY /STA 68.00/	1	
- 3	35-415373-22	FRAME,RH.	1	
- 4	35-415373-24	DOUBLER	1	
- 5	R 002-430044-26	ANGLE/SUPERSEDES 35-410210-24/.	1	
	AN931-9-13	GROMMET	1	
- 6	35-410000-30	STRINGER,LH FWD /H/	1	
- 7	35-410000-31	STRINGER,RH FWD	1	
- 8	35-410000-24	STRINGER,LH FWD	1	
- 9	35-410000-25	STRINGER,RH FWD	1	
	35-415373-610	BULKHEAD ASSY,RH /STA 68/	1	
- 10	35-410210-25	ANGLE,RH.	1	
- 11	35-410210-4	FRAME,RH.	1	
- 12	35-420016-1	GUSSET,FWD LH	1	
- 13	35-420017	GUSSET,FWD RH	1	
- 14	35-410158-10	DOUBLER,LH.	1	
- 15	35-410158-11	DOUBLER,RH.	1	
- 16	35-410170-2	FRAME,LH /STA 100/.	1	
- 17	35-410170-4	FRAME,RH /STA 100/.	1	
- 18	35-410000-8	STRINGER,LH AFT /H/	1	
- 19	50-410000-11	STRINGER,RH AFT	1	
- 20	50-410000-90	STRINGER,LH /G/	1	
- 21	35-410000-15	STRINGER,RH /G/	1	
- 22	35-410452-190	SKIN,RH	1	1
	002-430040-11	SKIN,RH	1	2
	002-430040-101	SKIN,RH	1	3
	002-430040-77	SKIN,RH/WITH UTILITY BAGGAGE DOOR/.	1	2
	002-430040-111	SKIN,RH/WITH UTILITY BAGGAGE DOOR/.	1	3
- 23	95-420111-95	STRINGER,LH /I/	1	
- 24	95-420015-69	STRINGER,RH /I/	1	
- 25	35-415374-22	FRAME,BULKHEAD LH /STA 131/	1	
- 26	35-410180-6	FRAME,BULKHEAD RH /STA 131/	1	
- 27	35-410000-108	STIFFENER,RH BAGGAGE DOOR SILL.	1	
- 28	35-410000-109	STIFFENER,RH BAGGAGE DUOR SILL.	1	
- 29	35-410000-110	STIFFENER,RH BAGGAGE DOOR SILL.	1	
- 30	35-410070-18	CHANNEL ASSY,BAGGAGE DOOR SILL.	1	
	35-410070-20	ANGLE,INNER	1	
	35-410070-22	ANGLE,OUTER	1	
	35-410070-24	FILLER.	1	
- 31	002-430039-31	STRINGER,LH /G/	1	
	35-410000-64	DOUBLER,LH /STA 58.50/.	1	
- 32	35-410000-65	DOUBLER,RH /STA 58.50/.	1	
- 33	002-430039-11	SKIN,LH	1	4
	002-430039-83	SKIN,LH	1	3
	35-410225-2	FORMER,FLOOR SUPPORT LH	1	
	35-410225-3	FORMER,FLOOR SUPPORT RH	1	

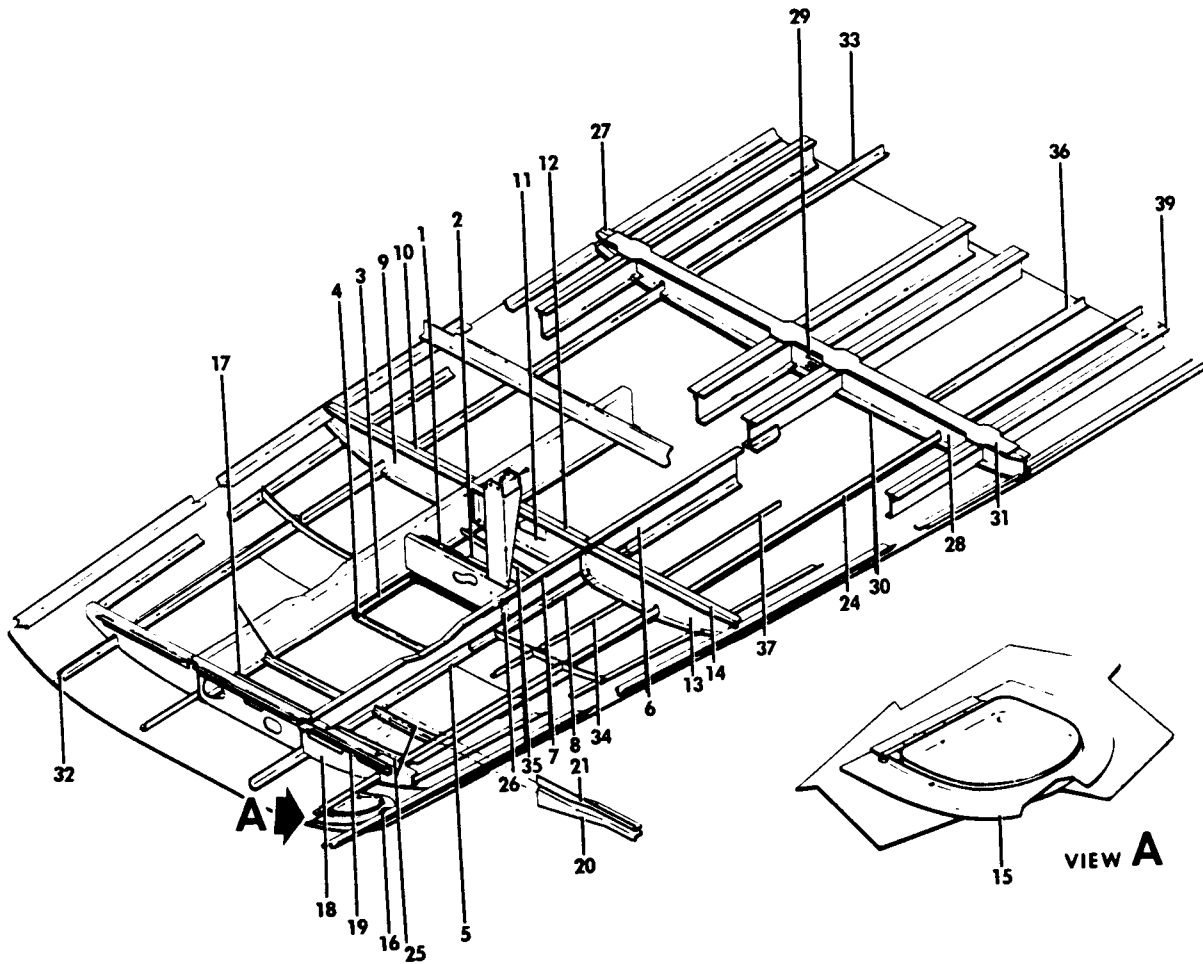
C O D E S O F E F F E C T I V I T Y

1 D-9069 THRU D-9399 2 D-9400 THRU D-10114
3 D-10115 AND AFTER 4 D-9069 THRU D-10114

B E E C H C R A F T
B O N A N Z A V 3 5 B
I L L U S T R A T E D P A R T S C A T A L O G

FIGURE 99
CABIN BOTTOM STRUCTURE
D-9069 THRU D-10114 EXCEPT D-10084

BEECHCRAFT
BONANZA V35B
ILLUSTRATED PARTS CATALOG

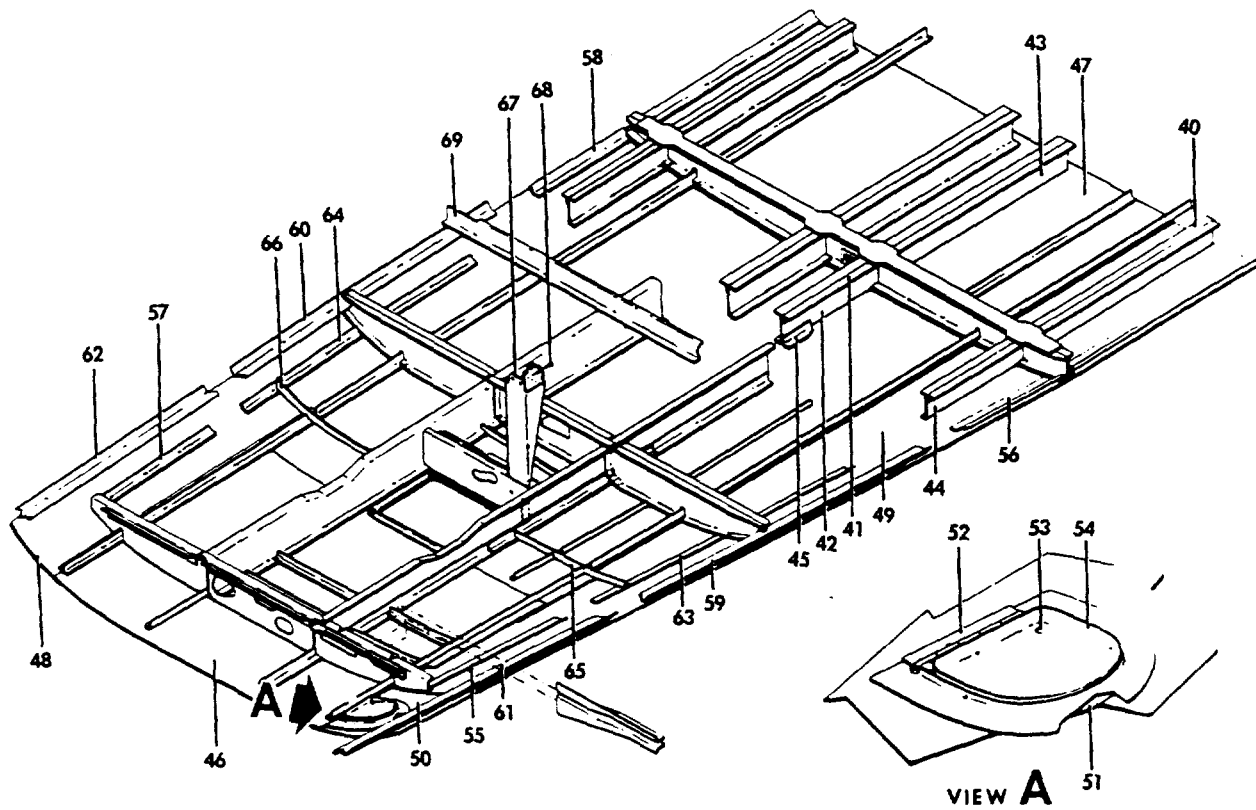


35-99-4

B E E C H C R A F T
B O N A N Z A V 3 5 B
I L L U S T R A T E D P A R T S C A T A L O G

FIG. & ITEM NO.	PART NO.	DESCRIPTION	UNITS PER ASSY	USABLE ON CODE
		1 2 3 4 5 6 7		
99	35-400473-29S	STRUCTURE INSTL, FUSELAGE CABIN SECTION.	NP	1
	RA4100	. STRUCTURE ASSY, LOWER CABIN.	1	1
	RA4300	. . CABIN ASSY, LOWER /STA 49 THRU 151/.	1	1
	RA4303	. . . BOTTOM ASSY, CABIN SECTION	1	1
	35-410259-624 BRACKET ASSY, LANDING GEAR	1	1
		ACTUATOR SUPPORT		
- 1	35-410259-22 BRACKET	1	1
- 2	35-410278 FAIRLEAD.	1	1
	AN366F428 NUTPLATE.	2	1
	AN392-23 PIN	1	1
	MS24665-132 PIN, COTTER.	1	1
	35-410259-18 DOUBLER ASSY, LANDING GEAR ACTUATOR.	1	1
- 3	35-410259-14 DOUBLER	1	1
- 4	98-2MS SPRING.	4	1
	R 35-430037-1 DOOR ASSY, LANDING GEAR ACTUATOR	1	1
	35-410330-602 KEEL ASSY, LH.	1	1
	35-410330-603 KEEL ASSY, RH.	1	1
- 5	35-410330-6 ANGLE, LH.	1	1
	35-410330-7 ANGLE, RH.	1	1
- 6	35-410330-2 KEEL, LH.	1	1
	35-410330-5 KEEL, RH.	1	1
- 7	35-410330-10 ANGLE	1	1
- 8	35-410330-12 ANGLE	1	1
	35-415374-606 CHANNEL ASSY.	1	1
- 9	35-415374-16 CHANNEL	1	1
- 10	35-410170-16 ANGLE	1	1
	35-415374-604 CHANNEL ASSY.	1	1
- 11	35-415374-10 CHANNEL	1	1
- 12	35-415374-12 ANGLE	1	1
	35-415374-602 CHANNEL ASSY.	1	1
- 13	35-415374-6 CHANNEL	1	1
- 14	35-415374-14 ANGLE	1	1
	35-410145-604 DOUBLER ASSY.	1	1
- 15	35-410145-16 DOUBLER	1	1
- 16	99871C098 SPRING.	1	1
- 17	35-410444-21 STIFFENER	2	1
	35-415373-602 BULKHEAD ASSY, LOWER CABIN	1	1
		SECTION /STA 68/		
- 18	002-430044-17 FRAME	1	1
- 19	35-415373-16 REINFORCEMENT	1	1
- 20	35-415373-18 BRACKET	1	1
- 21	35-415373-20 BRACKET	1	1
- 22	 DELETED		
- 23	 DELETED		
- 24	95-420015-43 STRINGER, LH	1	1
	95-420015-45 STRINGER, RH	1	1
- 25	35-410000-122 STIFFENER, LH.	2	1
	35-410000-123 STIFFENER, RH.	2	1
- 26	35-410259-30 ANGLE	1	1
	22A5-048 NUTPLATE.	2	1
	95-420015-601 BULKHEAD ASSY /STA 131/	1	1
- 27	95-420015-117 CHANNEL	1	1
- 28	95-420015-119 ANGLE	1	1
- 29	95-420015-121 FAIRLEAD.	1	1
- 30	95-420015-29 PLATE	1	1
- 31	95-420015-77 PLATE	1	1
- 32	95-420015-151 DOUBLER	1	1
- 33	R 35-410461-5 STRINGER, RH /J/	1	3
	34-410461-53 STRINGER, RH/J/.	1	2
- 34	35-400471-13 STIFFENER, LH.	1	1
- 35	35-400471-15 STIFFENER, RH.	1	1
	35-400471-17 STIFFENER, LH.	1	1
	35-400471-19 STIFFENER, RH.	1	1
- 36	35-400471-25 STIFFENER, LH.	1	1
- 37	35-400471-29 STIFFENER, RH.	1	1
- 38	95-420015-31 CHANNEL ASSY, LH	1	1
	95-420015-32 CHANNEL ASSY, RH	1	1
- 39	95-420015-7 ANGLE, LH.	1	1

BEECHCRAFT
BONANZA V35B
ILLUSTRATED PARTS CATALOG



35-99-5

B E E C H C R A F T
B O N A N Z A V 3 5 B
I L L U S T R A T E D P A R T S C A T A L O G

FIG. & ITEM NO.	PART NO.	1	2	3	4	5	6	7	DESCRIPTION	UNITS PER ASSY	USABLE ON CODE
99	95-420015-8	ANGLE,RH.	1	1
- 40	95-420015-13	CHANNEL,LH.	1	1
	95-420015-14	CHANNEL,RH.	1	1
	95-420015-47	CHANNEL ASSY,LH	1	1
	95-420015-48	CHANNEL ASSY,RH	1	1
- 41	95-420015-5	ANGLE,LH.	1	1
	95-420015-6	ANGLE,RH.	1	1
- 42	95-420015-1	CHANNEL,LH.	1	1
	95-420015-2	CHANNEL,RH.	1	1
	95-420015-49	CHANNEL ASSY,LH	1	1
	95-420015-50	CHANNEL ASSY,RH	1	1
- 43	95-420015-3	CHANNEL,LH.	1	1
	95-420015-4	CHANNEL,RH.	1	1
	95-420015-51	CHANNEL ASSY,LH	1	1
	95-420015-52	CHANNEL ASSY,RH	1	1
- 44	95-420015-11	CHANNEL,LH.	1	1
	95-420015-12	CHANNEL,RH.	1	1
- 45	95-420015-15	CHANNEL,LH.	1	1
	95-420015-16	CHANNEL,RH.	1	1
	SL213-3	NUT,CLIP.	16	1
	AN525-10R6	SCREW	16	1
- 46	35-410452-79	SKIN,FWD BOTTOM	1	1
- 47	35-410452-183	SKIN,CENTER BOTTOM.	1	1
- 48	002-430038-19	SKIN,BOTTOM RH.	1	1
- 49	002-430038-17	SKIN,BOTTOM LH.	1	1
- 50	36-400017-29	SKIN,BOTTOM LH.	1	1
	35-410145-602	DOOR ASSY,BOTTOM CABIN.	1	1
- 51	002-430042-9	DOOR.	1	1
- 52	35-410145-6	HINGE	1	1
	35-410145-12	PAN ASSY,DOOR	1	1
- 53	35-410145-8	TUBE	1	1
- 54	35-410145-10	PAN	1	1
- 55	35-410000-26	SUPPORT	1	1
- 56	35-410444-49	STRINGER.	1	1
- 57	35-410444-50	STRINGER.	1	1
- 58	35-410444-54	SUPPORT	1	1
- 59	35-410000-36	STRINGER.	1	1
- 60	35-410000-37	STRINGER.	1	1
- 61	35-410000-24	SUPPORT,LH /I/.	1	1
- 62	35-410000-25	SUPPORT,RH /I/.	1	1
- 63	35-410444-51	ANGLE	1	1
- 64	35-410444-52	ANGLE	1	1
- 65	35-410279	ANGLE ASSY,LH	1	1
- 66	35-410279-1	ANGLE ASSY,RH	1	1
	35-410279-2	ANGLE,LH /STA 89.531/	1	1
	35-410279-3	ANGLE,RH /STA 89.531/	1	1
	A1784-6Z1	NUT	5	1
- 67	35-410408	BRACKET ASSY,CROSS CHANNEL SUPPORT.	1	1
									/ATTACHING PARTS/		
- 68	AN4-5/M/	BOLT.	6	
	AN960-416	WASHER.	6	
	35-410408-2	BRACKET	1	1
	35-410408-4	DOUBLER	1	1
- 69	35-410225-4	SUPPORT,FLOOR /STA 112.138/	1	1
	33-410035-601	STRUCTURE ASSY,REAR SPAR CARRY THRU	1	1
									/SEE FIG.102/		
	35-410040-602	STRUCTURE ASSY,FRONT SPAR CARRY THRU.	1	1
									/SEE FIG.101/		
R 81A16758		BUTTON,PLUG/JACK PAD/	1	1

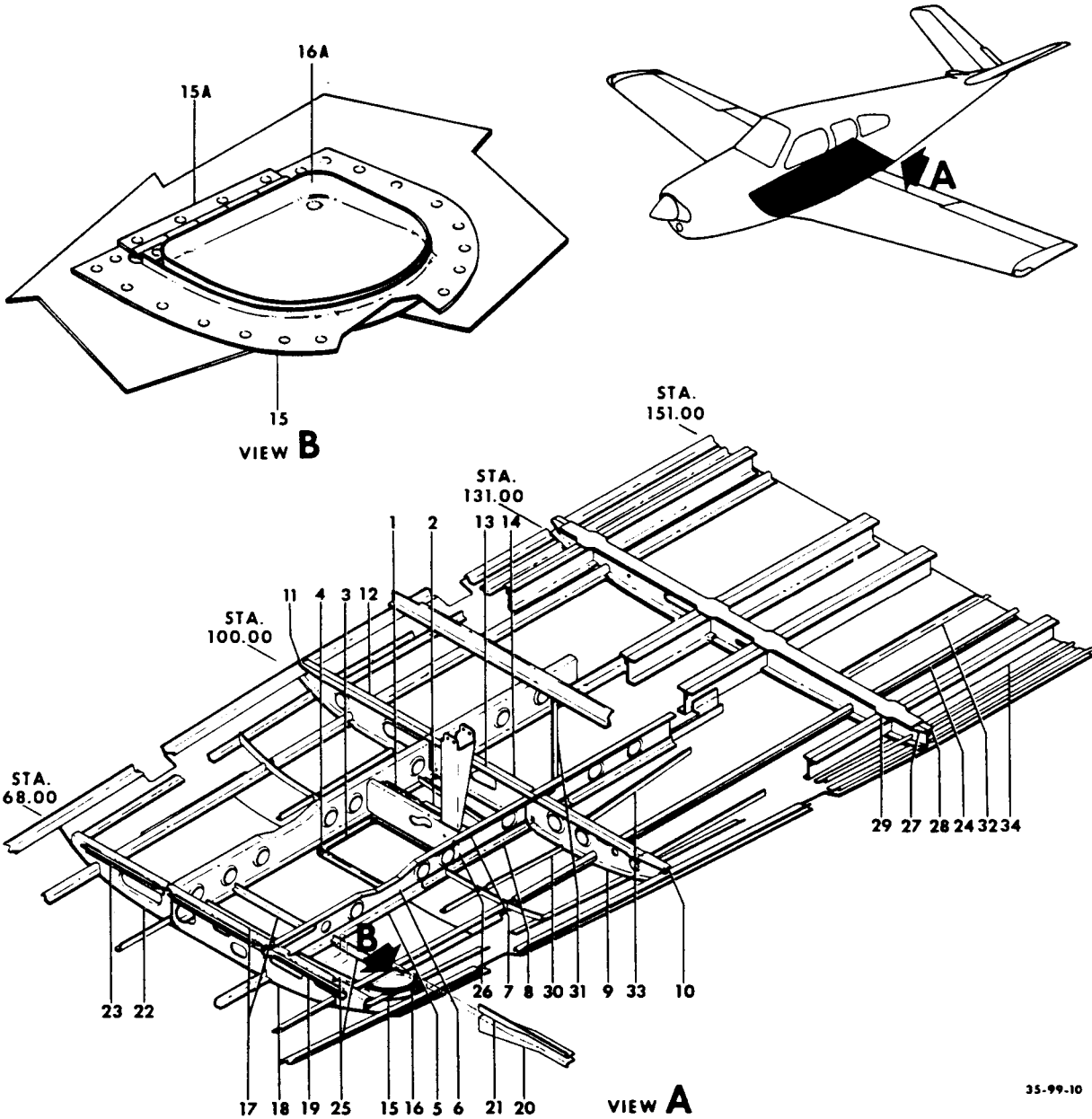
C O D E S O F E F F E C T I V I T Y

- | | | | |
|---|--|---|---|
| 1 | D-9069 THRU D-10114
EXCEPT D-10084 | 2 | D-9439,
D-9469 THRU D-10083,
D-10085 THRU D-10114 |
| 3 | D-9069 THRU D-9438
D-9440 THRU D-9468 | | |

B E E C H C R A F T
B O N A N Z A V 3 5 8
I L L U S T R A T E D P A R T S C A T A L O G

FIGURE 99A
CABIN BOTTOM STRUCTURE
D-10084, D-10115 AND AFTER

BEECHCRAFT
 BONANZA V35B
 ILLUSTRATED PARTS CATALOG

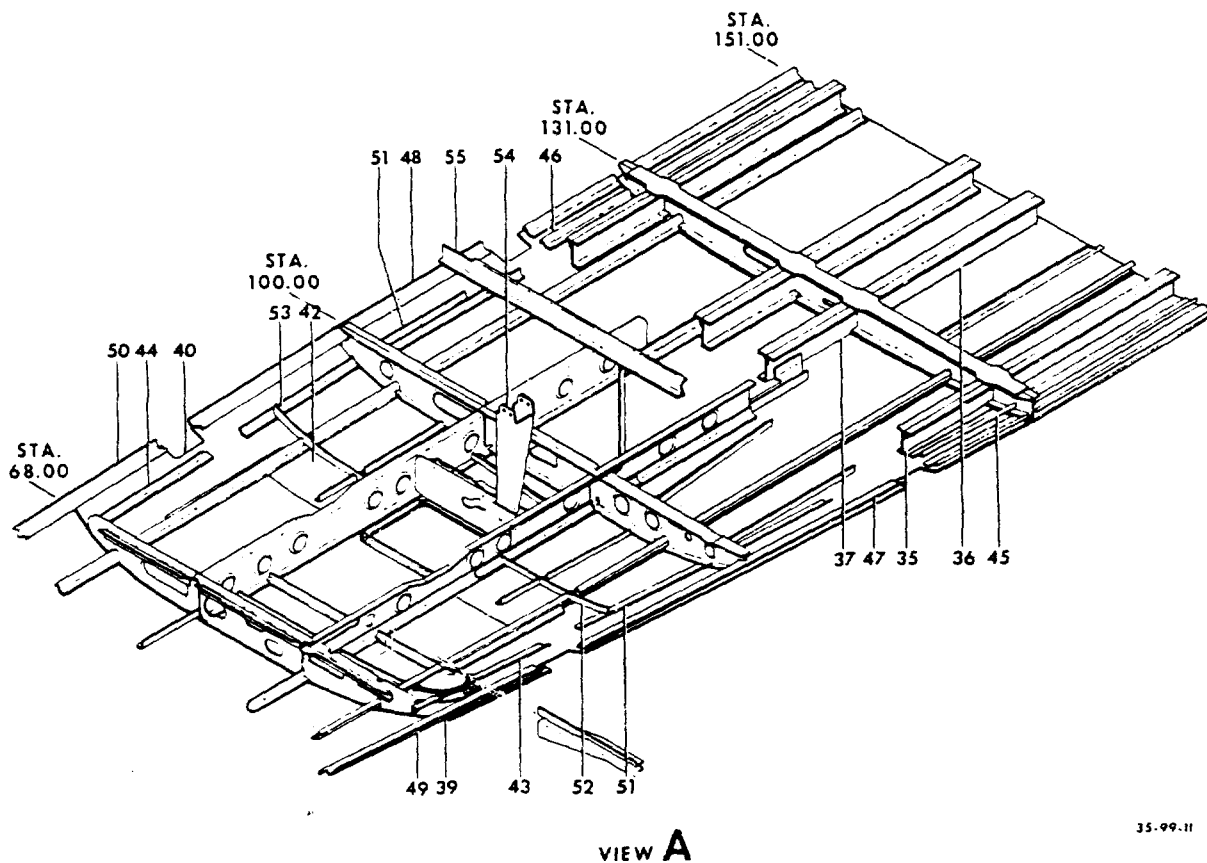
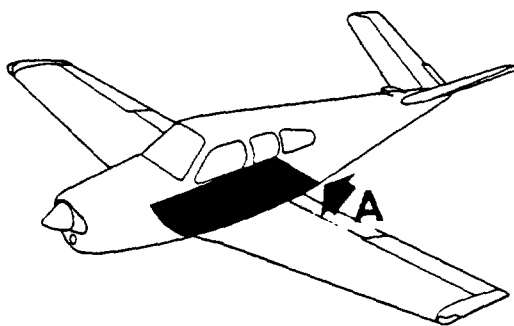


35-99-10

B E E C H C R A F T
B O N A N Z A V 3 5 B
I L L U S T R A T E D P A R T S C A T A L O G

FIG. & ITEM NO.	PART NO.	DESCRIPTION	UNITS PER ASSY	USABLE ON CODE
		1 2 3 4 5 6 7		
99A	002-430009-1	STRUCTURE ASSY,LOWER CABIN BOTTOM	1	1
	002-430009-11	STRUCTURE ASSY,LOWER CABIN BOTTOM	1	1
	002-430038-1	. PANEL ASSY,FUSELAGE BOTTOM.	1	1
	002-430020-17	. BRACKET ASSY,LANDING GEAR	1	1
- 1	002-430020-15	. BRACKET	1	1
- 2	002-430020-29	. FAIRLEAD.	1	1
	AN392-23	. PIN	1	1
	MS24665-132	. PIN,COTTER.	1	1
	002-430020-13	. DOUBLER ASSY,LANDING GEAR ACTUATOR.	1	1
- 3	002-430020-11	. DOUBLER	1	1
- 4	9802-01-00	. SPRING.	1	1
	R 002-430037-27	. KEEL ASSY,LH/SPARES FOR 002-430037-1/.	1	1
	002-430037-2	. KEEL ASSY,RH.	1	1
- 5	002-430037-11	. ANGLE,LH.	1	1
	002-430037-12	. ANGLE,RH.	1	1
- 6	002-430037-9	. KEEL,LH AFT	1	1
	002-430037-10	. KEEL,RH AFT	1	1
- 7	002-430037-15	. ANGLE,LH.	1	1
- 8	002-430037-13	. ANGLE,LH.	1	1
	002-430010-19	. FRAME ASSY,LH	1	1
- 9	002-430010-21	. FRAME,LH.	1	1
- 10	002-430010-23	. ANGLE,LH.	1	1
	002-430010-7	. FRAME ASSY,RH	1	1
- 11	002-430010-9	. FRAME,RH.	1	1
- 12	002-430010-11	. ANGLE,RH.	1	1
	002-430010-13	. FRAME ASSY,CENTER	1	1
- 13	002-430010-15	. FRAME,CENTER.	1	1
- 14	002-430010-17	. ANGLE,CENTER.	1	1
	002-430042-7	. DOUBLER ASSY,FUEL STRAINER ACCESS	1	1
- 15	002-430042-13	. DOUBLER	1	1
- 15A	002-430042-11	. HINGE HALF.	1	1
- 16	99871C098	. PIN,HINGE	1	1
	002-430042-5	. DOOR ASSY,FUEL STRAINER ACCESS.	1	1
- 16A	002-430042-9	. DOOR,FUEL STRAINER ACCESS	1	1
	99871C098	. RECEPTACLE	1	1
	WL98293-1-060	. STUD.	1	1
	99785-2	. CROSS PIN	1	1
	002-430042-3	. PAN ASSY,DOOR	1	1
- 17	002-430038-13	. STIFFENER	1	1
	002-430044-31	. FRAME ASSY,LH	1	1
- 18	002-430044-17	. FRAME,LH.	1	1
- 19	002-430044-23	. STIFFENER	1	1
- 20	002-430044-19	. BRACKET	1	1
- 21	002-430044-21	. BRACKET	1	1
	002-430044-29	. FRAME ASSY,RH	1	1
- 22	002-430044-7	. FRAME,RH.	1	1
- 23	002-430044-9	. STIFFENER	1	1
- 24	002-430038-83	. STRINGER,LH/J/.	1	1
	002-430038-84	. STRINGER,RH/J/.	1	1
- 25	002-430038-15	. STIFFENER,LH&RH	1	1
- 26	002-430020-23	. ANGLE	1	1
	002-430038-115	. FRAME ASSY.	1	1
- 27	002-430038-111	. FRAME	1	1
- 28	002-430038-69	. ANGLE	1	1
- 29	002-430038-113	. PLATE,FRAME	1	1
- 30	002-430009-139	. STIFFENER,LH & RH	2	1
- 31	002-430009-137	. STIFFENER,CENTER.	1	1
- 31A	R 002-430009-139	. STIFFENER,SUPPORT/LH & RH/.	2	1
- 32	002-430038-47	. STIFFENER,LH.	1	1
- 33	002-430009-139	. STIFFENER,LH SUPPORT.	1	1
- 34	95-420015-31	. CHANNEL ASSY,LH	1	1
	95-420015-32	. CHANNEL ASSY,RH	1	1

BEECHCRAFT
BONANZA V35B
ILLUSTRATED PARTS CATALOG



35-99-11

B E E C H C R A F T
B O N A N Z A V 3 5 B
I L L U S T R A T E D P A R T S C A T A L O G

FIG. & ITEM NO.	PART NO.	1	2	3	4	5	6	7	DESCRIPTION	UNITS PER ASSY	USABLE ON CODE
99A - 35	002-430038-117	CHANNEL ASSY,LH	1	1
	002-430038-118	CHANNEL ASSY,RH	1	1
- 36	95-420015-49	CHANNEL ASSY,LH CENTER.	1	1
	95-420015-50	CHANNEL ASSY,RH CENTER.	1	1
- 37	95-420015-47	CHANNEL ASSY,LH CENTER FWD.	1	1
	95-420015-48	CHANNEL ASSY,RH CENTER FWD.	1	1
- 38		DELETED		
- 39	002-430038-17	SKIN,LH BOTTOM.	1	1
- 40	002-430038-19	SKIN,RH BOTTOM.	1	1
- 41		DELETED		
- 42	002-430038-21	SKIN,CENTER BOTTOM/FS 68 TO 151/.	1	1
- 43	35-410000-26	SUPPORT,LH FWD.	1	1
- 44	35-410444-54	SUPPORT,RH FWD.	1	1
- 45	35-410444-49	ANGLE,LH.	1	1
- 46	35-410444-50	ANGLE,RH.	1	1
- 47	35-410000-36	STRINGER,LH	1	1
- 48	35-410000-37	STRINGER,RH	1	1
- 49	002-430009-101	SUPPORT,LH.	1	1
- 50	002-430009-102	SUPPORT,RH.	1	1
	R 002-430073-5	BRACKET/FUEL SELECTOR SUPPORT/.	1	1
- 51	002-430009-185	SUPPORT ASSY,LH & RH.	2	1
	R 002-430009-187	SUPPORT,LH.	1	1
	R 002-430009-188	SUPPORT,RH.	1	1
	002-430009-189	SUPPORT,LH.	1	1
	R 002-430009-190	SUPPORT,RH.	1	1
- 52	002-430009-65	ANGLE,LH.	1	1
- 53	002-430009-66	ANGLE,RH.	1	1
- 54	002-430009-49	BRACKET ASSY,CROSS CHANNEL SUPPORT.	1	1
- 55	002-430009-97	SUPPORT,FLOOR	1	1
	35-420037-1	DOOR ASSY,LANDING GEAR ACTUATOR	1	1
	R 81A16758	BUTTON,PLUG/JACK PAD/	1	1

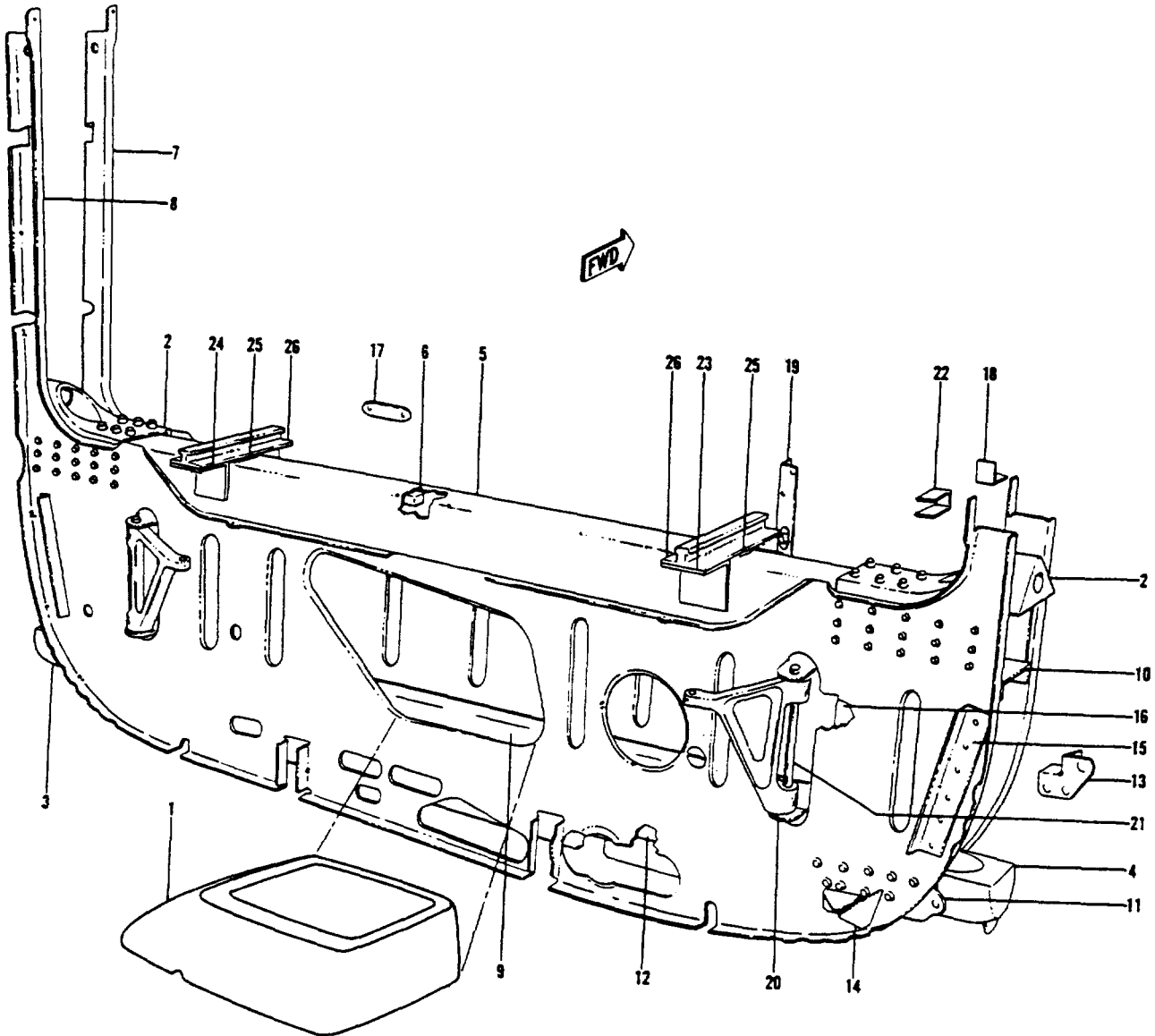
C O D E S O F E F F E C T I V I T Y

1 D-10084,
D-10115 AND AFTER

B E E C H C R A F T
B O N A N Z A V 3 5 8
I L L U S T R A T E D P A R T S C A T A L O G

FIGURE 101
FRONT SPAR CARRY THRU
D-9069 THRU D-9414 EXCEPT D-9379

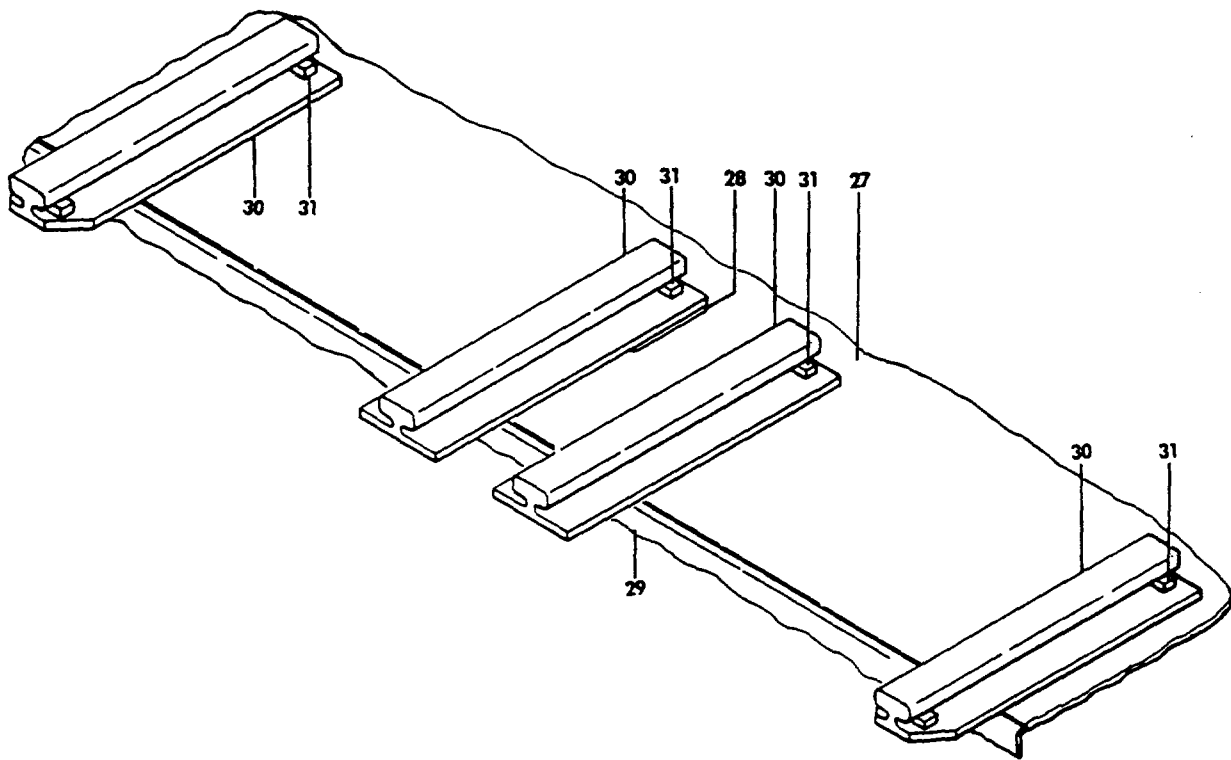
BEECHCRAFT
BONANZA V35B
ILLUSTRATED PARTS CATALOG



B E E C H C R A F T
B O N A N Z A V 3 5 B
I L L U S T R A T E D P A R T S C A T A L O G

FIG. & INDEX NO.	PART NO.	DESCRIPTION	UNITS PER ASSY							USABLE ON CODE
			1	2	3	4	5	6	7	
101	33-410040-602	STRUCTURE, FRONT SPAR CARRY THRU							1	1
- 1	35-410259-602	. SPOTWELD ASSY, LANDING GEAR ACTUATOR SUPPORT							1	1
- 2	35-410256	. FITTING, UPPER /WING BOLT ATTACH/.							2	1
- 3	35-410257-2	. FITTING, LH LOWER /WING BOLT ATTACH/.							1	1
- 4	35-410257-3	. FITTING, RH LOWER /WING BOLT ATTACH/.							1	1
- 5	33-410040-7	. CAP, UPPER SPAR.							1	1
- 6	33-410040-6	. STIFFENER, UPPER SPAR CAP.							1	1
- 7	33-410040-23	. WEB, FWD BULKHEAD.							1	1
- 8	33-410040-25	. WEB, AFT BULKHEAD.							1	1
- 9	35-410445-9	. CAP, LOWER SPAR.							1	1
- 10	35-420022	. CHANNEL, UPPER							1	1
- 11	35-410445-7	. CHANNEL, LOWER							1	1
- 12	35-410260	. FAIRLEAD.							2	1
	35-410217-36	. BRACKET, LH FWD.							1	1
- 13	35-410217-37	. BRACKET, RH FWD.							1	1
	35-410217-36	. BRACKET, LH AFT.							1	1
- 14	35-410217-39	. BRACKET, RH AFT.							1	1
- 15	35-410445-19	. ANGLE							4	1
- 16	35-410445-15	. SHIM.							8	1
- 17	103637	. PLACARD							1	1
- 18	35-410217-40	. ANGLE							2	1
	35-410217-48	. STIFFENER, LH.							1	1
- 19	35-410217-49	. STIFFENER, RH.							1	1
- 20	35-815118	. ARM, LANDING GEAR DOOR ACTUATOR IDLER.							2	1
		/ATTACHING PARTS/								
- 21	AN4-55A	. BOLT.							1	
	10080155-4781	. BUSHING							1	
	AN960-416	. WASHER.							1	
	MS20365-428	. NUT							1	
	AN960-416L	. WASHER.							AR	
	100951P0622F	. WASHER.							2	
- 22	49159	. BAND.							4	1
	22A17-62	. NUT							1	1
	SLSP-T6-7	. BOLT, HUCK							28	1
	SLSP-T6-6	. BOLT, HUCK							50	1
	SLSP-T8-7	. BOLT, HUCK							4	1
	SLSP-T8-8	. BOLT, HUCK							20	1
	SLSP-T8-9	. BOLT, HUCK							16	1
	SLSP-T8-12	. BOLT, HUCK							2	1
	SLSP-T8-10	. BOLT, HUCK							4	1
	SLSP-T8-13	. BOLT, HUCK							26	1
	6LC-C6	. COLLAR.							28	1
	6LC-C8	. COLLAR.							122	1
	49158	. BAND.							1	1
	49160	. BAND.							1	1
- 23	33-410040-1	. ANGLE, LH FWD & RH AFT							2	1
- 24	33-410040-2	. ANGLE, LH AFT & RH FWD							2	1
- 25	33-410040-5	. SHIM, SEAT TRACK							2	1
- 26	95-420017-5	. TRACK, SEAT.							2	1
		/ATTACHING PARTS/								
	AN3-6A	. BOLT.							2	
	MS20365-1032	. NUT							2	
		/ATTACHING PARTS/								
	AN743-13	. BRACKET							2	1
	35-921154-11	. BRACKET, FUEL LINE LH SUPPORT.							1	1
	35-921154-15	. BRACKET, FUEL LINE RH SUPPORT.							1	1

BEECHCRAFT
BONANZA V35B
ILLUSTRATED PARTS CATALOG



35-1014

B E E C H C R A F T
B O N A N Z A V 3 5 B
I L L U S T R A T E D P A R T S C A T A L O G

FIG. & INDEX NO.	PART NO.	1	2	3	4	5	6	7	DESCRIPTION	UNITS PER ASSY	USABLE ON CODE
101	33-410040-606								APRON ASSY, FRONT SPAR CARRY THRU.	1	1
- 27	33-410040-27								. WEB	1	1
- 28	35-410217-28								. CHANNEL, CENTER.	1	1
- 29	35-410217-8								. CHANNEL, FWD	1	1
- 30	95-420017-19								. TRACK, SEAT.	4	1
									/ATTACHING PARTS/		
	AN509-10R15								. SCREW	4	
	MS20365-1032								. NUT	4	
	33-534010-21								. FILLER.	1	

- 31	414-180657-3								. STOP, SEAT	8	1
									/ATTACHING PARTS/		
	NAS221-10								. SCREW	4	
	MS20365-1032								. NUT	4	

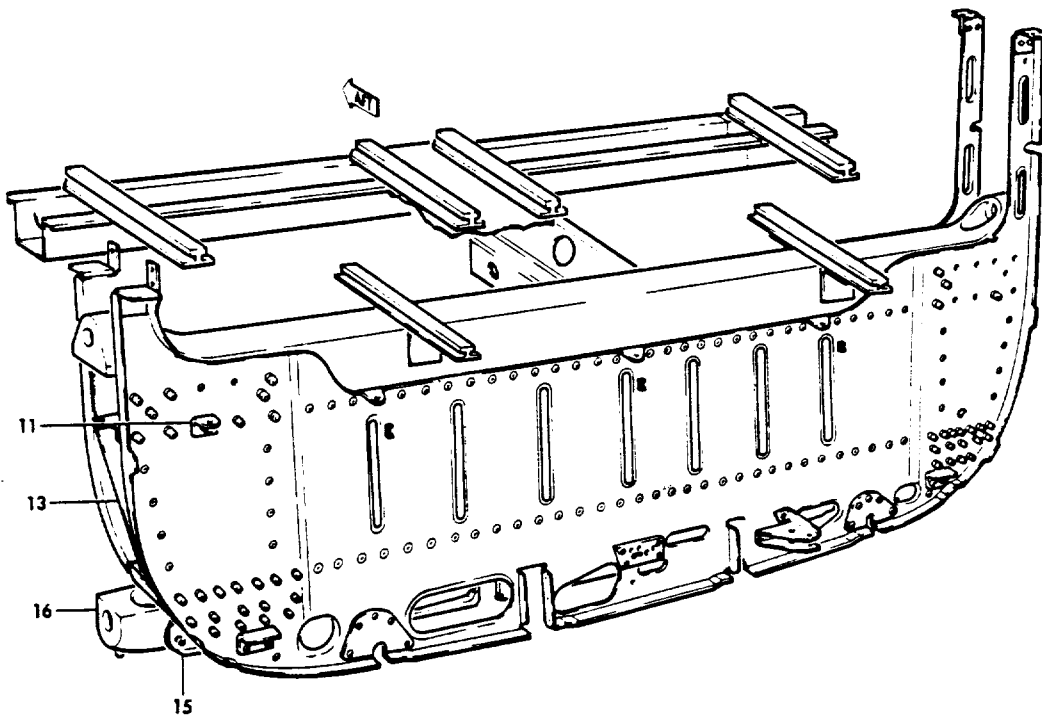
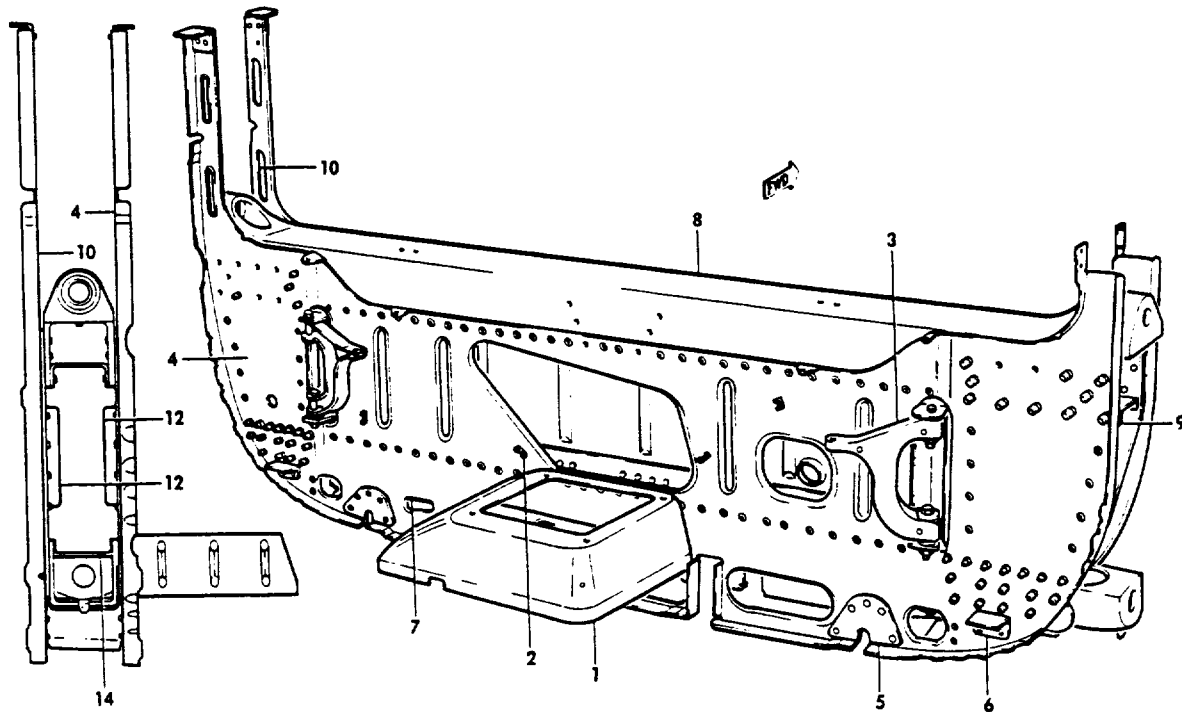
C O D E S O F E F F E C T I V I T Y

1 D-9069 THRU D-9414
EXCEPT D-9379

BEECHCRAFT
BONANZA V35B
ILLUSTRATED PARTS CATALOG

FIGURE 101A
FRONT SPAR CARRY THRU
D-9379, D-9415 AND AFTER

BEECHCRAFT
BONANZA V358
ILLUSTRATED PARTS CATALOG

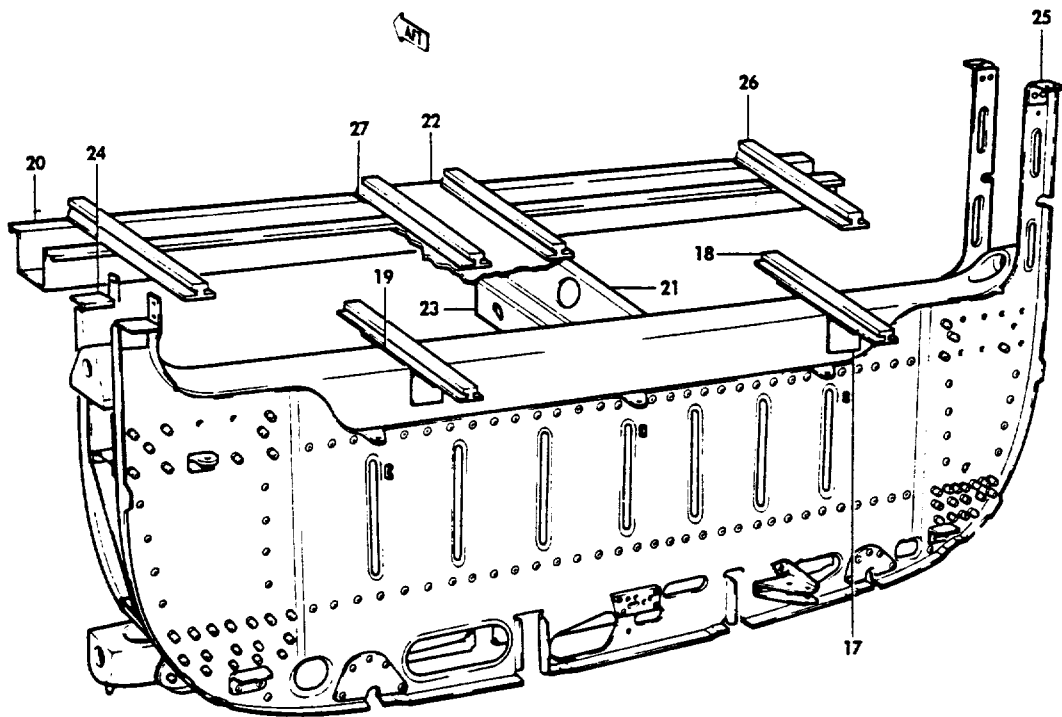


33-101-7

B E E C H C R A F T
B O N A N Z A V 3 5 B
I L L U S T R A T E D P A R T S C A T A L O G

FIG. & INDEX NO.	PART NO.	DESCRIPTION							UNITS PER ASSY	USABLE ON CODE
		1	2	3	4	5	6	7		
101A	002-043004-1	CARRY THRU INSTL,FRONT SPAR							NP	1
	002-430013-1	. CARRY THRU INSTL,FRONT SPAR							NP	2
	002-430013-43	. CARRY THRU INSTL,FRONT SPAR							NP	3
	002-430013-4	. . CARRY THRU ASSY,FRONT SPAR.							1	2
	002-430013-51	. . CARRY THRU ASSY,FRONT SPAR.							1	3
- 1	002-430020-27	. . . SUPPORT ASSY,LANDING GEAR ACTUATOR.							1	1
- 2	TM2S6	. . . MOUNT,TIE							7	1
- 3	002-430024-1	. . . ARM,LANDING GEAR RETRACT ACTUATOR IDLER							2	1
		/ATTACHING PARTS/								
	AN4-55A	. . . BOLT.							1	
	10080155-4781	. . . BUSHING							1	
	100951P062YM	. . . WASHER							2	
	AN960-416	. . . WASHER							1	
	AN960-416L	. . . WASHER							1	
	MS20365-428	. . . NUT							1	
- 4	002-430018-3	. . . WEB,AFT							1	2
	002-430018-7	. . . WEB,AFT							1	3
- 5	002-430013-19	. . . GUSSET							4	1
- 6	002-430013-27	. . . ANGLE							4	1
- 7	002-430013-35	. . . STRIP,RUB							2	1
- 8	002-430015-1	. . . CAP,UPPER SPAR.							1	1
- 9	002-430015-3	. . . CHANNEL,UPPER							1	1
- 10	002-430018-1	. . . WEB,FWD							1	2
	002-430018-5	. . . WEB,FWD							1	3
- 11	002-430013-29	. . . CLIP							2	1
- 12	002-430017-1	. . . PLATE,TIE							2	1
- 13	002-430017-2	. . . PLATE,TIE							2	1
- 14	002-430016-5	. . . CHANNEL,LOWER							1	1
- 15	002-430016-1	. . . CAP,LOWER SPAR.							1	1
- 16	002-430025-3	. . . FITTING,LOWER SPAR.							2	1
	NAS1426-8	. . . LOCK-BOLT							28	1
	NAS1426-9	. . . LOCK-BOLT							18	1
	NAS1426-10	. . . LOCK-BOLT							2	1
	NAS1426-7	. . . LOCK-BOLT							20	1
	NAS1428-9	. . . LOCK-BOLT							20	1
	NAS1428-13	. . . LOCK-BOLT							2	1
	NAS1428-14	. . . LOCK-BOLT							26	1
	NAS1080C6	. . . COLLAR							48	1
	NAS1080C8	. . . COLLAR							68	1
	MS21047L3	. . . NUTPLATE.							4	1

BEECHCRAFT
BONANZA V358
ILLUSTRATED PARTS CATALOG



33-101-4

B E E C H C R A F T
B O N A N Z A V 3 5 B
I L L U S T R A T E D P A R T S C A T A L O G

FIG. & INDEX NO.	PART NO.	DESCRIPTION							UNITS PER ASSY	USABLE ON CODE
		1	2	3	4	5	6	7		
101A - 17	002-430023-3	2	1
	002-430023-5	2	1
- 18	002-430021-19	2	1
		/ATTACHING PARTS/								
- 19	NAS464P3A6	2	
	002-430013-33	1	
- 20	002-430013-37	2	1
	33-410040-9	1	1
- 21	35-410217-28	1	1
- 22	33-410040-27	1	1
- 23	35-410217-53	1	1
- 24	35-410217-46	2	1
- 25	35-410217-44	2	1
- 26	95-420017-19	4	1
		/ATTACHING PARTS/								
- 27	33-534010-21	4	
	AN509-10R15	4	
	AN960-10	4	
	MS20365-1032	4	
	002-430043-5	1	1
	002-430043-7	1	1

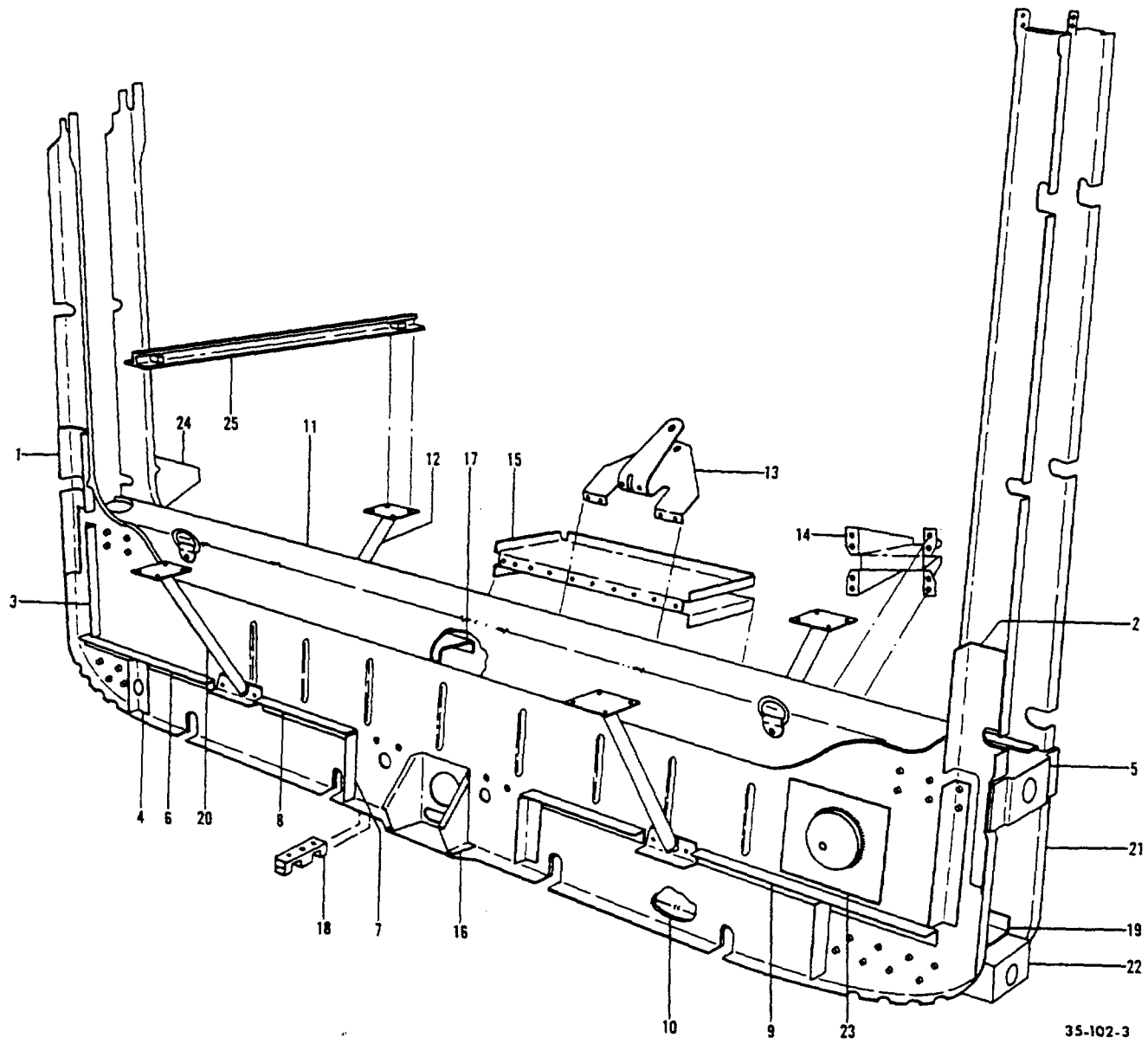
C O D E S O F E F F E C T I V I T Y

- | | |
|-------------------------------|---------------------------------|
| 1 D-9379,
D-9415 AND AFTER | 2 D-9379,
D-9415 THRU D-9537 |
| 3 D-9538 AND AFTER | |

B E E C H C R A F T
B O M A N Z A V 3 5 B
I L L U S T R A T E D P A R T S C A T A L O G

FIGURE 102
REAR SPAR CARRY THRU
D-9069 THRU D-9414 EXCEPT D-9379

BEECHCRAFT
BONANZA V35B
ILLUSTRATED PARTS CATALOG



35-102-3

B E E C H C R A F T
B O M A N Z A V 3 5 B
I L L U S T R A T E D P A R T S C A T A L O G

FIG. & INDEX NO.	PART NO.	DESCRIPTION	1 2 3 4 5 6 7							UNITS PER ASSY	USABLE GN CODE
			1	2	3	4	5	6	7		
102	35-410158-601	STRUCTURE, REAR SPAR CARRY THRU.	1	1
- 1	35-410158-36	REINFORCEMENT, LH.	2	1
- 2	35-410158-37	REINFORCEMENT, RH.	2	1
- 3	35-410158-28	ANGLE, LH.	2	1
	35-410158-29	ANGLE, RH.	2	1
- 4	35-410158-38	ANGLE, LH.	1	1
	35-410158-39	ANGLE, RH.	1	1
- 5	35-410167	FITTING, UPPER WING /LH & RH/.	2	1
- 6	95-420016-25	ANGLE, LH.	1	1
- 7	95-420016-19	ANGLE, LH.	1	1
	95-420016-20	ANGLE, RH.	1	1
- 8	95-420016-21	ANGLE, LH.	1	1
	95-420016-22	ANGLE, RH.	1	1
- 9	95-420016-26	ANGLE, RH.	1	1
- 10	35-410158-4	CAP, LOWER	1	1
- 11	35-410158-2	CAP, UPPER	1	1
	AN366-832	NUTPLATE	6	1
	AN227-8	STUD.	5	1
	AN227-9	STUD.	5	1
	SLSP-T8-8	HUCKBOLT.	24	1
	6LC-C8	COLLAR.	56	1
	AN525-1032	SCREW	4	1
	AN509-18	SCREW	16	1
	MK2000-832	NUTPLATE	4	1
	NAS696A3	NUTPLATE	16	1
	A1784-621	NUT	4	1
	SLSP-T8-5	HUCKBOLT.	16	1
	6LC-C8	COLLAR.	8	1
	SLSP-T8-7	HUCKBOLT.	16	1
- 12	95-420016-35	SUPPORT ASSY, FWD LH	1	1
	95-420016-36	SUPPORT ASSY, FWD RH	1	1
		/ATTACHING PARTS/									
	SLSP-T6-5	HUCKBOLT.	8	
	6LC-C6	COLLAR.	8	
	103637	PLACARD	1	1
- 13	35-410158-20	BRACKET	1	1
- 14	35-410158-24	BRACKET	2	1
- 15	35-410158-16	BRACKET	1	1
- 16	35-410158-18	BRACKET	1	1
- 17	35-410158-12	CHANNEL, UPPER	1	1
- 18	35-410258	FITTING, JACK PAD.	1	1
- 19	35-410158-14	CHANNEL, LOWER	1	1
- 20	95-420016-10	SUPPORT ASSY, AFT LH	1	1
	95-420016-9	SUPPORT ASSY, AFT RH	1	1
- 21	35-410158-6	FRAME, FWD	1	1
	35-410158-50	FRAME, AFT	1	1
- 22	35-410168	FITTING, LOWER /LH & RH/	2	1
- 23	95-420016-45	WELD ASSY	1	1
- 24	35-410158-10	DOUBLER, LH.	1	1
	35-410158-11	DOUBLER, RH.	1	1
- 25	95-420016-39	TRACK ASSY.	2	1

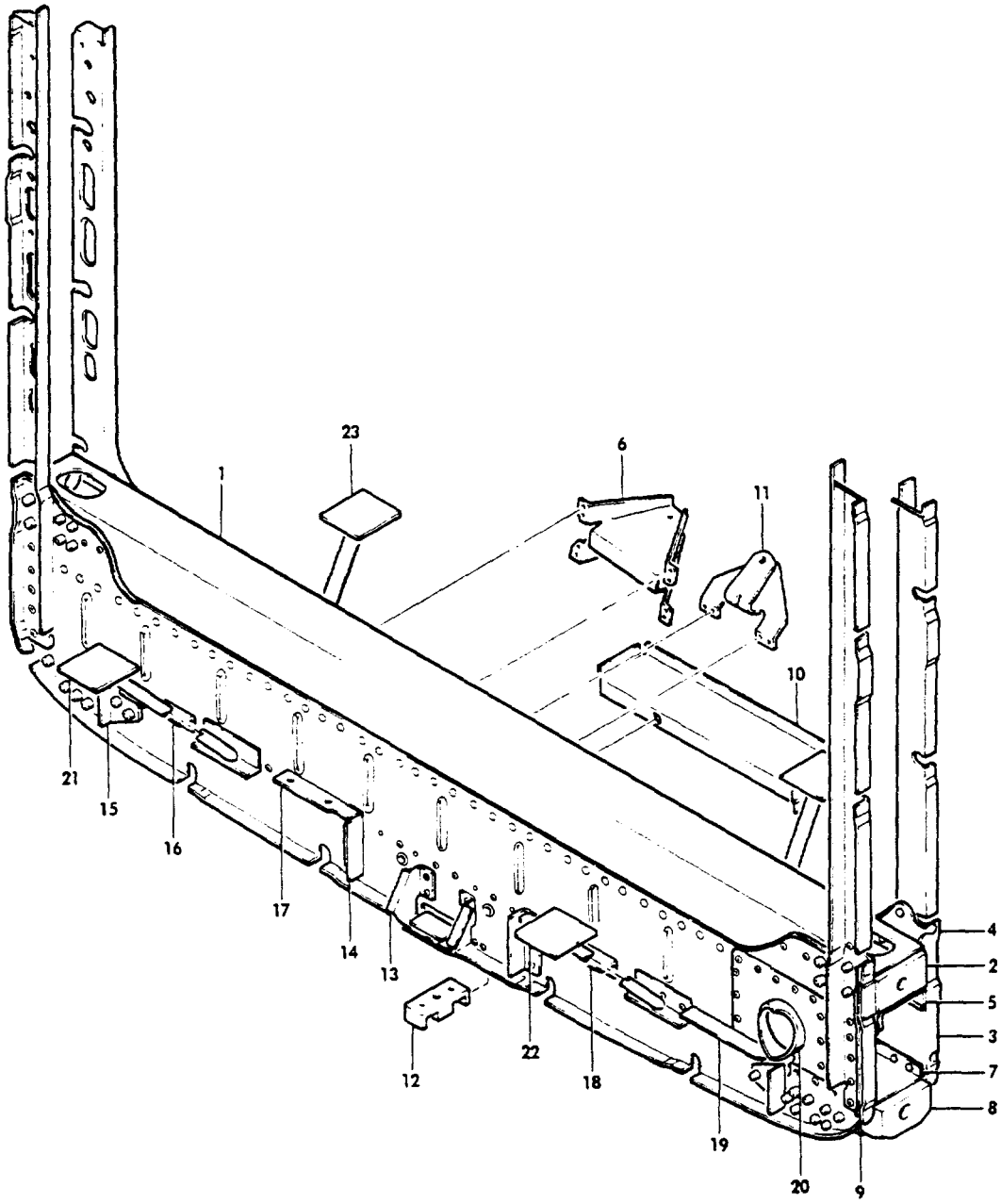
C O D E S O F E F F E C T I V I T Y

1 D-9069 THRU D-9414
EXCEPT D-9379

B E E C H C R A F T
B O N A N Z A V 3 5 B
I L L U S T R A T E D P A R T S C A T A L O G

FIGURE 102A
REAR SPAR CARRY THRU
D-9379, D-9415 AND AFTER

BEECHCRAFT
BONANZA V35B
ILLUSTRATED PARTS CATALOG



36-1027

B E E C H C R A F T
B O N A N Z A V 3 5 8
I L L U S T R A T E D P A R T S C A T A L O G

FIG. & INDEX NO.	PART NO.	DESCRIPTION	UNITS PER ASSY	USABLE ON CODE
		1 2 3 4 5 6 7		
102A	002-430026-1	CARRY THRU ASSY, REAR SPAR	1	2
	002-430026-37	CARRY THRU ASSY, REAR SPAR	1	3
- 1	002-430028-1	. CAP, UPPER SPAR.	1	1
- 2	002-430025-9	. FITTING, WING BOLT UPPER	2	1
- 3	002-430030-5	. WEB, FWD	1	2
	002-430030-13	. WEB, FWD	1	3
	002-430030-1	. WEB, AFT	1	2
	002-430030-9	. WEB, AFT	1	3
	002-430026-26	. REINFORCEMENT, LH.	2	1
- 4	002-430026-25	. REINFORCEMENT, RH.	2	1
- 5	002-430028-5	. CHANNEL, UPPER	1	1
- 6	002-430031-1	. BRACKET, LH FWD PULLEY	1	1
	002-430031-2	. BRACKET, RH FWD PULLEY	1	1
		/ ATTACHING PARTS /		
	AN525-10R8	. SCREW	1	
	AN960-10	. WASHER.	1	
	MS21042L3	. NUT	1	
- 7	002-430028-13	. CHANNEL, LOWER	1	1
- 8	35-410168	. FITTING, WING BOLT LOWER	2	1
- 9	002-430028-9	. CAP, LOWER SPAR.	1	1
- 10	002-430032-5	. BRACKET, FWD PULLEY.	1	1
- 11	002-430032-3	. BRACKET, FWD PULLEY.	1	1
- 12	002-430026-27	. PAD, JACK.	1	1
- 13	002-430032-1	. BRACKET, AFT PULLEY.	1	1
- 14	002-430026-29	. ANGLE, LH AFT.	1	1
	002-430026-30	. ANGLE, RH AFT.	1	1
- 15	002-430026-21	. ANGLE, LH AFT.	1	1
	002-430026-22	. ANGLE, RH AFT.	1	1
- 16	002-430034-5	. ANGLE, FLOOR SUPPORT	1	1
- 17	002-430034-1	. ANGLE, FLOOR SUPPORT	1	1
- 18	002-430034-7	. ANGLE, FLOOR SUPPORT	1	1
- 19	002-430034-3	. ANGLE, FLOOR SUPPORT	1	1
- 20	002-430026-35	. DUCT.	1	2
	002-430026-53	. DUCT.	1	3
	NAS1426-4	. LOCK-BOLT	8	1
	NAS1428-5	. LOCK-BOLT	16	1
	NAS1426-7	. LOCK-BOLT	16	1
	NAS1426-8	. LOCK-BOLT	24	1
	NAS1080C6	. COLLAR.	8	1
	NAS1080C8	. COLLAR.	56	1
- 21	002-430022-1	. SUPPORT ASSY, LH SEAT TRACK.	1	1
- 22	002-430022-2	. SUPPORT ASSY, RH SEAT TRACK.	1	1
- 23	002-430022-19	. SUPPORT ASSY, INBD SEAT TRACK.	2	1
	002-430021-39	TRACK, SEAT AFT.	4	1
	002-430021-5	TRACK, SEAT FWD.	2	1

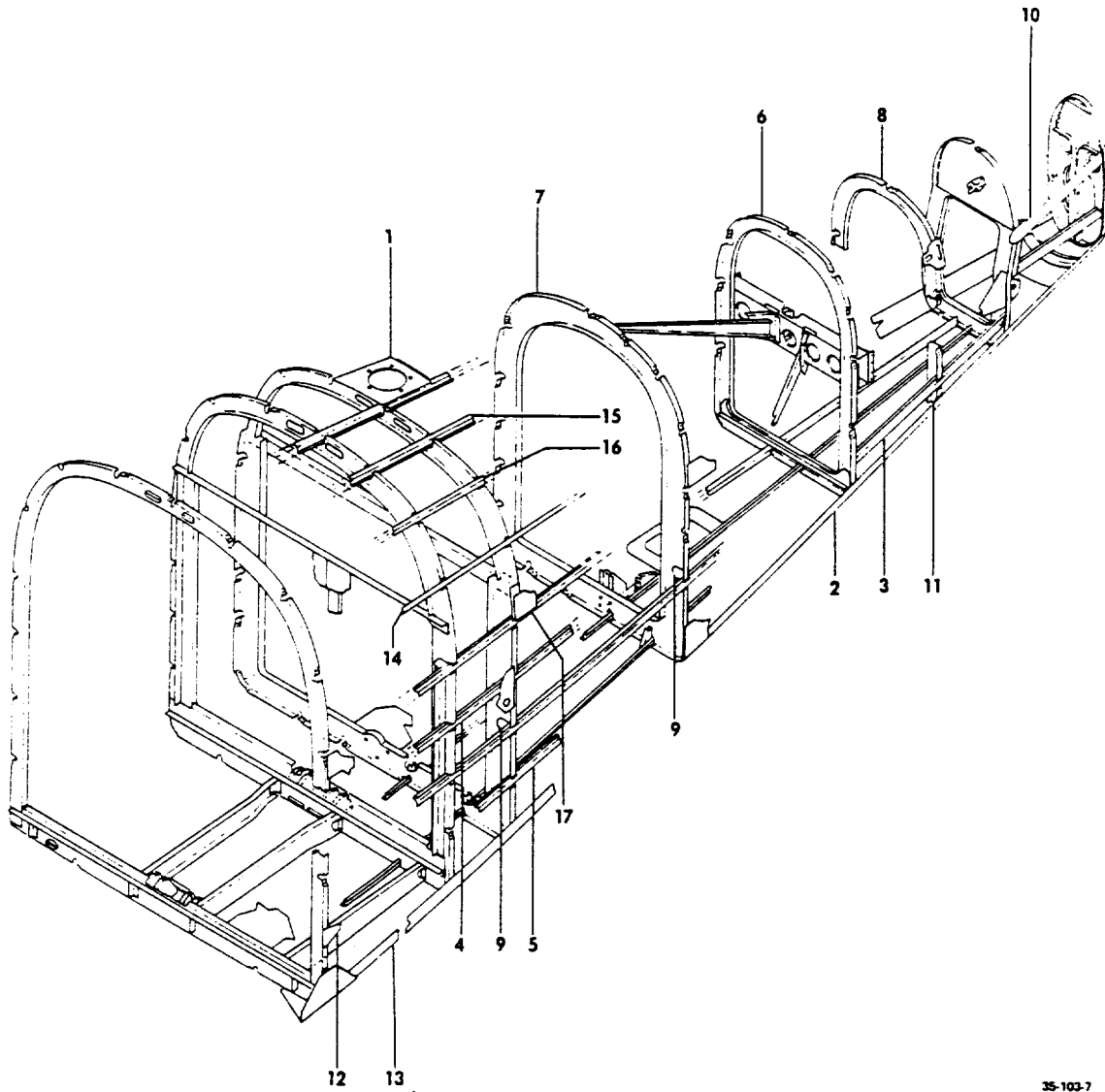
C O D E S O F E F F E C T I V I T Y

1 D-9379, D-9415 AND AFTER	2 D-9379, D-9415 THRU D-9537
3 D-9538 AND AFTER	

B E E C H C R A F T
B O N A N Z A V 3 5 B
I L L U S T R A T E D P A R T S C A T A L O G

FIGURE 103
AFT FUSELAGE STRUCTURE

BEECHCRAFT
BONANZA V35B
ILLUSTRATED PARTS CATALOG

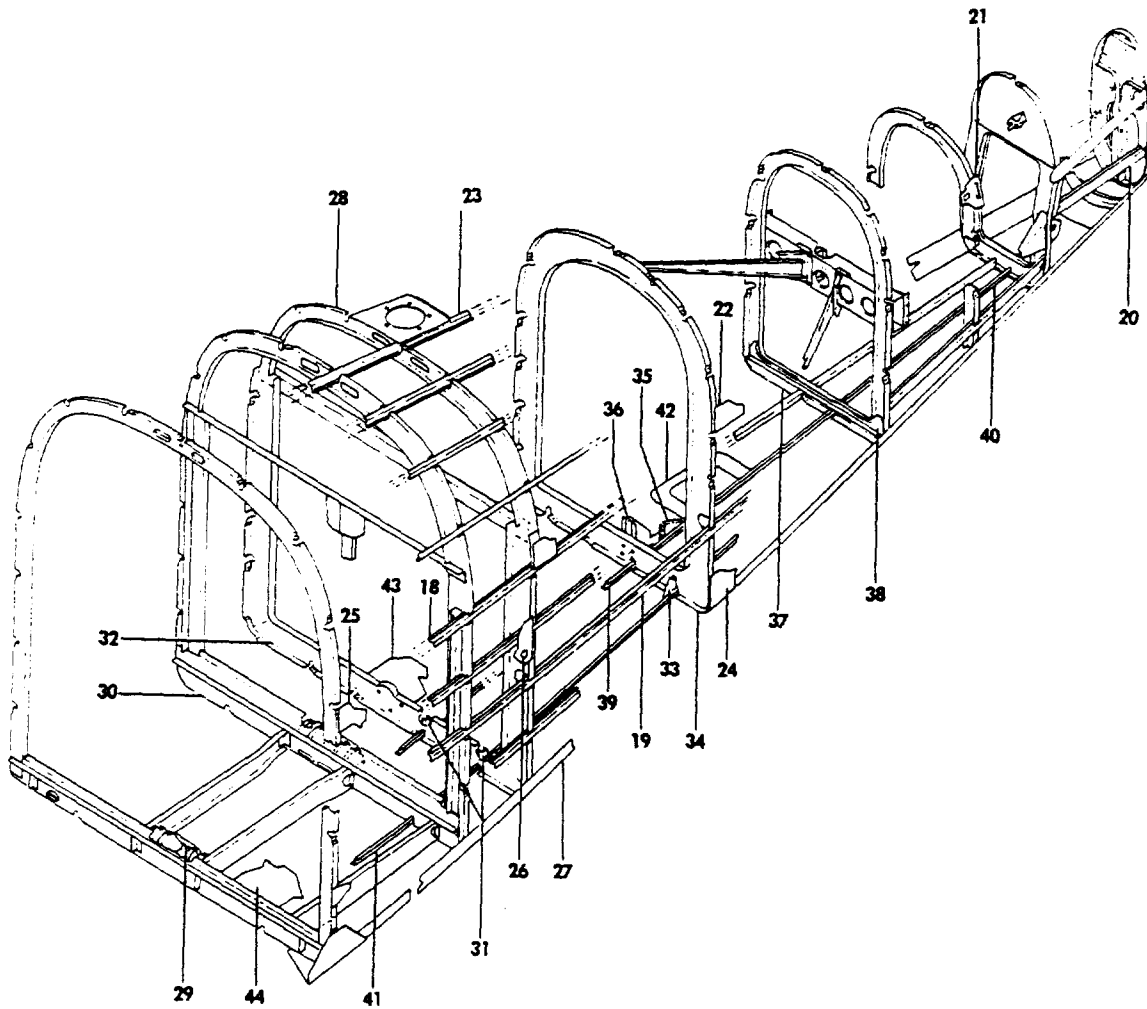


35-103-7

B E E C H C R A F T
B O N A N Z A V 3 5 B
I L L U S T R A T E D P A R T S C A T A L O G

FIG. & ITEM NO.	PART NO.	DESCRIPTION							UNITS PER ASSY	USABLE ON CODE
		1	2	3	4	5	6	7		
103	002-40000-5	FUSELAGE ASSY							NP	
	002-40000-7	FUSELAGE ASSY /WITH UTILITY BAGGAGE DOOR/							NP	
	002-440001-1	. FUSELAGE ASSY,AFT							1	
	002-440001-3	. FUSELAGE ASSY,AFT/WITH UTILITY DOOR/							1	
	002-440011-5	. . PANEL ASSY,AFT FUSELAGE LH SIDE							1	
	002-440012-5	. . PANEL ASSY,AFT FUSELAGE RH SIDE							1	
	002-440022-7	. . PANEL ASSY,AFT FUSELAGE RH/UTILITY DOOR/							1	
- 1	95-364013-13	. . . DOUBLER ASSY.							1	
- 2	002-440017-5	. . . STRINGER,LH & RH/I/							1	
- 3	002-440011-105	. . . STRINGER,LH AFT /H/							1	
	002-440012-93	. . . STRINGER,RH/H/							1	
	002-440012-89	. . . STRINGER,RH AFT /F/							1	
- 4	002-440011-11	. . . STRINGER,RH/F/							1	
- 5	002-440011-51	. . . STRINGER,FWD LH /H/							1	
	103424-4	. . . CLIP							3	
- 6	002-440014-2	. . . FRAME,LH /STA 233/							1	
	002-440014-1	. . . FRAME,RH /STA 233/							1	
- 7	002-440013-3	. . . FRAME,LH /STA 207/							1	
	002-440013-1	. . . FRAME,RH /STA 207/							1	
	35-410165	. . . BULKHEAD ASSY /STA 246/							1	
- 8	002-440034-1 FRAME,LH							1	
	002-440034-3 FRAME,RH							1	
- 9	002-440015-1	. . . GUSSET,LH STRINGER /G/ /STA 179 & 207/							1	
	002-440015-1	. . . GUSSET,LH STRINGER /E/ /STA 179 & 207/							1	
	002-440015-2	. . . GUSSET,RH STRINGER /E/ /STA 179 & 207/							1	
	002-440015-2	. . . GUSSET,RH STRINGER /G/ /STA 179 & 207/							1	
- 10	002-440011-113	. . . REINFORCEMENT,LH							1	
	002-440011-114	. . . REINFORCEMENT,RH							1	
- 11	002-440011-35	. . . CHANNEL,LH							1	
- 12	002-440011-129	. . . GUSSET /STA 151/							2	
- 13	002-440000-25	. . . CHANNEL,LH							1	
	002-440000-27	. . . CHANNEL,RH							1	
	002-440015-2	. . . SKIN ASSY,LH							1	
	002-440013-7	. . . SKIN ASSY,RH							1	
- 14	002-440011-99 STRINGER,LH /D/							1	
	002-440012-85 STRINGER,RH /D/							1	
- 15	R 002-440011-97 STRINGER,LH /B/							1	
	R 002-440012-17 STRINGER,RH /B/							1	3
	R 002-440012-117 STRINGER,RH/B/							1	4
- 16	002-440011-17 STRINGER,LH /C/							1	
	002-440012-19 STRINGER,RH /C/							1	
- 17	002-440011-109 SKIN,LH/FWD/							1	
	002-440012-99 SKIN,RH/FWD/							1	
	002-440010-93 SKIN,BOTTOM/FS 151 TO FS 257/							1	2

BEECHCRAFT
BONANZA V35B
ILLUSTRATED PARTS CATALOG

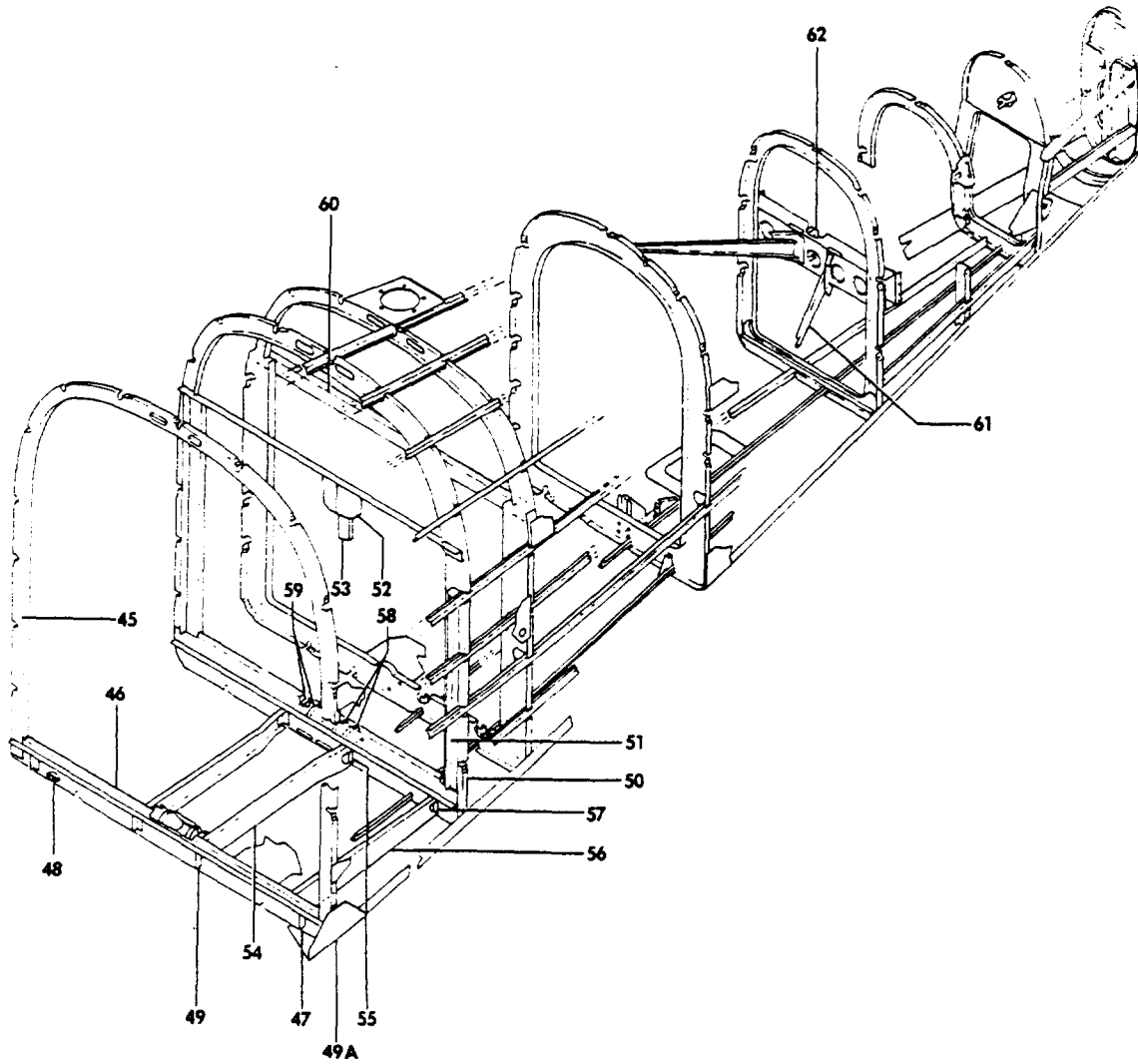


35-103-8

B E E C H C R A F T
B O N A N Z A V 3 5 B
I L L U S T R A T E D P A R T S C A T A L O G

FIG. & INDEX NO.	PART NO.	DESCRIPTION							UNITS PER ASSY	USABLE ON CODE
		1	2	3	4	5	6	7		
103 - 18	002-440011-101	1	
	002-440012-87	1	
- 19	002-440011-103	1	
	002-440012-91	1	
- 20	002-440011-116	1	
	002-440011-116	1	
	002-440011-29	1	
- 21	002-440011-125	1	
- 22	002-440011-111	1	
	35-410452-171	1	
	002-440012-101	1	
- 23	35-410452-122	1	
- 24	002-440011-107	1	1
- 25	35-410452-195	1	1
	002-440011-107	1	2
	35-410010-18	1	1
	35-410452-199	1	1
	002-440012-95	1	2
	002-440022-31	1	2
- 26	35-400212	2	1
	95-440006-1	2	2
	35-410365	2	1
	35-400212-1	2	2
- 27	002-440017-3	1	
	002-440017-1	1	
- 28	002-440018-1	1	
	002-440018-2	1	
	002-440010-9	NP	
- 29	95-440006-89	1	
	95-440006-91	1	
- 30	002-440026-5	1	
	95-440006-95	1	
	95-440006-93	1	
- 31	002-440015-3	2	
	002-440015-4	2	
- 32	002-440018-7	1	
	002-440010-69	1	
- 33	002-440015-1	1	
	002-440015-2	1	
- 34	002-440013-7	2	
- 35	002-440015-5	1	
	002-440015-6	1	
- 36	002-440010-53	2	
			
	AN3-3A/M/	4	
	AN960-10	4	
	MS20365-1032	4	
- 37	002-440014-7	1	
- 38	002-440014-5	1	
- 39	002-440010-37	1	
	002-440010-38	1	
- 40	002-440010-37	1	
	002-440010-38	1	1
- 41	002-440010-35	1	
	002-440010-36	1	
- 42	35-410011-602	1	
- 43	002-440010-38	1	1
- 44	95-440006-69	1	1

BEECHCRAFT
BONANZA V35B
ILLUSTRATED PARTS CATALOG

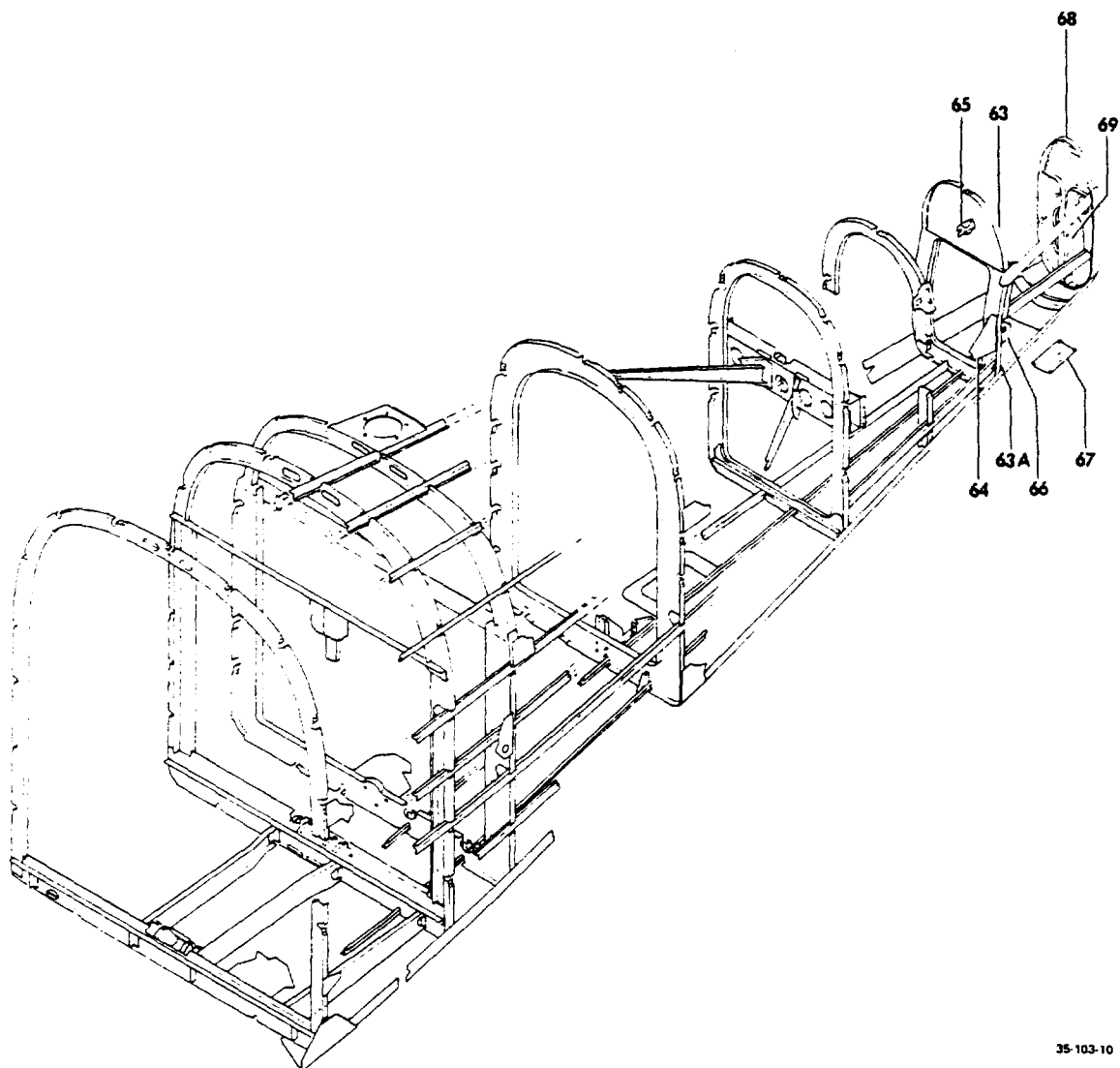


35-103-9

B E E C H C R A F T
B O N A N Z A V 3 5 B
I L L U S T R A T E D P A R T S C A T A L O G

FIG. & INDEX NO.	PART NO.	DESCRIPTION	1	2	3	4	5	6	7	UNITS PER ASSY	USABLE ON CODE
103											
- 45	95-440006-171	. BULKHEAD ASSY /STA 151/	1	
	95-440006-167	. . BULKHEAD,LH	1	
	002-440027-21	. . BULKHEAD,RH	1	
- 46	002-440027-9	. . CHANNEL	1	
	002-440027-7	. . ANGLE	1	
- 47	002-440027-13	. . ANGLE	1	
	002-440027-14	. . ANGLE	1	
- 48	002-440027-23	. . ANGLE	1	
- 49	002-440027-11	. ANGLE /STA 151/	1	
- 49A	002-440000-47	. DOUBLER /STA 151/	1	
	002-440000-33	. ANGLE /STA 151/	1	
	35-344129	. DOUBLER /STA 151/	1	
	002-440027-12	. ANGLE /STA 151/	1	
	002-440027-15	. ANGLE /STA 151/	1	
	95-440006-136	. ANGLE,RH /STA 151/	1	
	002-440026-1	. BULKHEAD ASSY /STA 170/	1	
- 50	002-440026-15	. . CHANNEL,LH	1	
	002-440026-16	. . CHANNEL,RH	1	
- 51	002-440026-3	. . ANGLE,LH	1	
	002-440026-4	. . ANGLE,RH	1	
	002-440026-7	. . ANGLE,LOWER	1	
	95-440006-227	. . DOOR ASSY	1	
		/ATTACHING PARTS/									
	AN615-6	. . SCREW	AR	
- 52	95-440006-229	. . . PANEL	1	
- 53	95-440006-231	. . . STIFFENER	1	
- 54	002-440029-3	. CHANNEL,LH	1	
	002-440029-4	. CHANNEL,RH	1	
- 55	002-440029-5	. ANGLE,LH	1	
	002-440029-6	. ANGLE,RH	1	
- 56	002-440029-1	. ANGLE,LH	1	
	002-440029-2	. CHANNEL,RH	1	
- 57	002-440026-11	. ANGLE,LH	1	
	002-440026-12	. ANGLE,RH	1	
- 58	002-440010-51	. BRACKET,PULLEY /STA 151 & 170/	4	
- 59	002-440010-52	. BRACKET,PULLEY /STA 151 & 170/	4	
- 60	002-440000-43	. CHANNEL /STA 179/	1	
	002-440000-31	. DOUBLER /STA 179/	1	
	002-440010-55	. FAIRLEAD /STA 207/	1	
- 61	002-440031-55	. SUPPORT	2	
	002-440031-1	. BEAM ASSY /STA 233.5/	1	
- 62	002-440031-5	. . BULKHEAD	2	
	002-440031-3	. . CHANNEL	1	
	002-440031-7	. . WEB	1	
	002-440031-9	. . CLIP,LH	1	
	002-440031-10	. . CLIP,RH	1	
	002-440031-11	. . BRACKET,LH	1	
	002-440031-12	. . BRACKET,RH	1	
	002-440031-13	. . REINFORCEMENT /STA 233.5/	1	

BEECHCRAFT
BONANZA V35B
ILLUSTRATED PARTS CATALOG

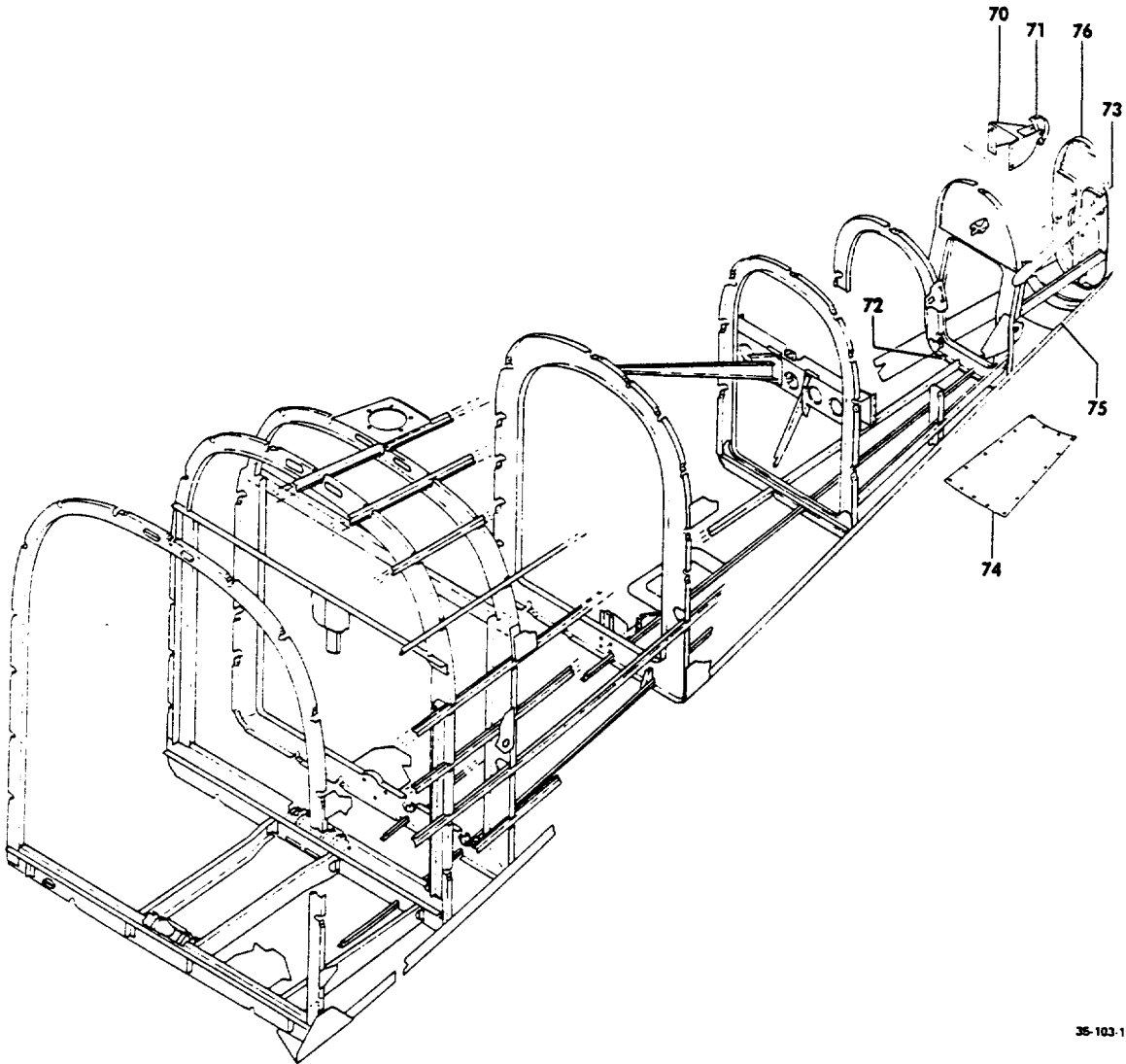


35-103-10

B E E C H C R A F T
B O N A N Z A V 3 5 8
I L L U S T R A T E D P A R T S C A T A L O G

FIG. & INDEX NO.	PART NO.	DESCRIPTION							UNITS PER ASSY	USABLE ON CODE
		1	2	3	4	5	6	7		
103	002-440023-1	1	
- 63	002-440023-11	1	
	002-440023-23	1	
- 63A	002-440023-21	1	
	002-440011-103	1	
- 64	002-440023-25	1	
	002-440023-26	1	
- 65	35-410396-7	1	
	002-440023-27	1	
	002-440023-29	1	
- 66	35-524108	2	
	AN3-5A/M/ AN960-10 MS20365-1032	4	
	KS6A 1185408MP3	1	
	AN4-6A/M/ AN960-416 100801D6-0750 MS20365-428	4	
	NAS427K22 35-650017-2	2	
	002-440000-53	16	
- 67	002-440037-1	1	
	AN507-10R8 AN960-10L MS20365-1032	4	
	002-440024-7	1	
- 68	002-440024-35	1	
- 69	002-440024-37	1	
	002-440024-41	1	
	002-440024-42	1	
	002-440024-39	1	
	002-440036-5	8	
	AN931-4-7	1	

BEECHCRAFT
BONANZA V35B
ILLUSTRATED PARTS CATALOG



35-103-11

B E E C H C R A F T
B O N A N Z A V 3 5 B
I L L U S T R A T E D P A R T S C A T A L O G

FIG. & ITEM NO.	PART NO.	1 2 3 4 5 6 7	DESCRIPTION	UNITS PER ASSY	USABLE ON CODE
103	002-440001-5	.	BRACKET ASSY, PULLEY /STA 272/ /ATTACHING PARTS/	1	
	AN3-4A/M/ AN960-10	.	BOLT	4	
	MS20365-1032	.	WASHER	4	
		.	NUT	4	
- 70	002-440001-23	.	BRACKET	1	
	002-440001-25	.	CLIP	1	
- 71	35-410458-7	.	GUARD ASSY	1	
	002-440001-27	.	STRAP	1	
	002-440001-29	.	STRAP	1	
- 72	002-440001-19	.	DOUBLER, DOOR FWD	1	
- 73	002-440001-9	.	DOUBLER, LOWER/LH & RH/	2	
- 74	002-440001-21	.	DOOR, CONTROL ACCESS LOWER /ATTACHING PARTS/	1	
	PK79XZB-7	.	SCREW	17	
	002-440001-15	.	DOUBLER	1	
- 75	002-440001-17	.	SKIN	1	
- 76	35-410452-67	.	DOUBLER, LH UPPER	1	
	35-410452-69	.	DOUBLER, RH UPPER	1	

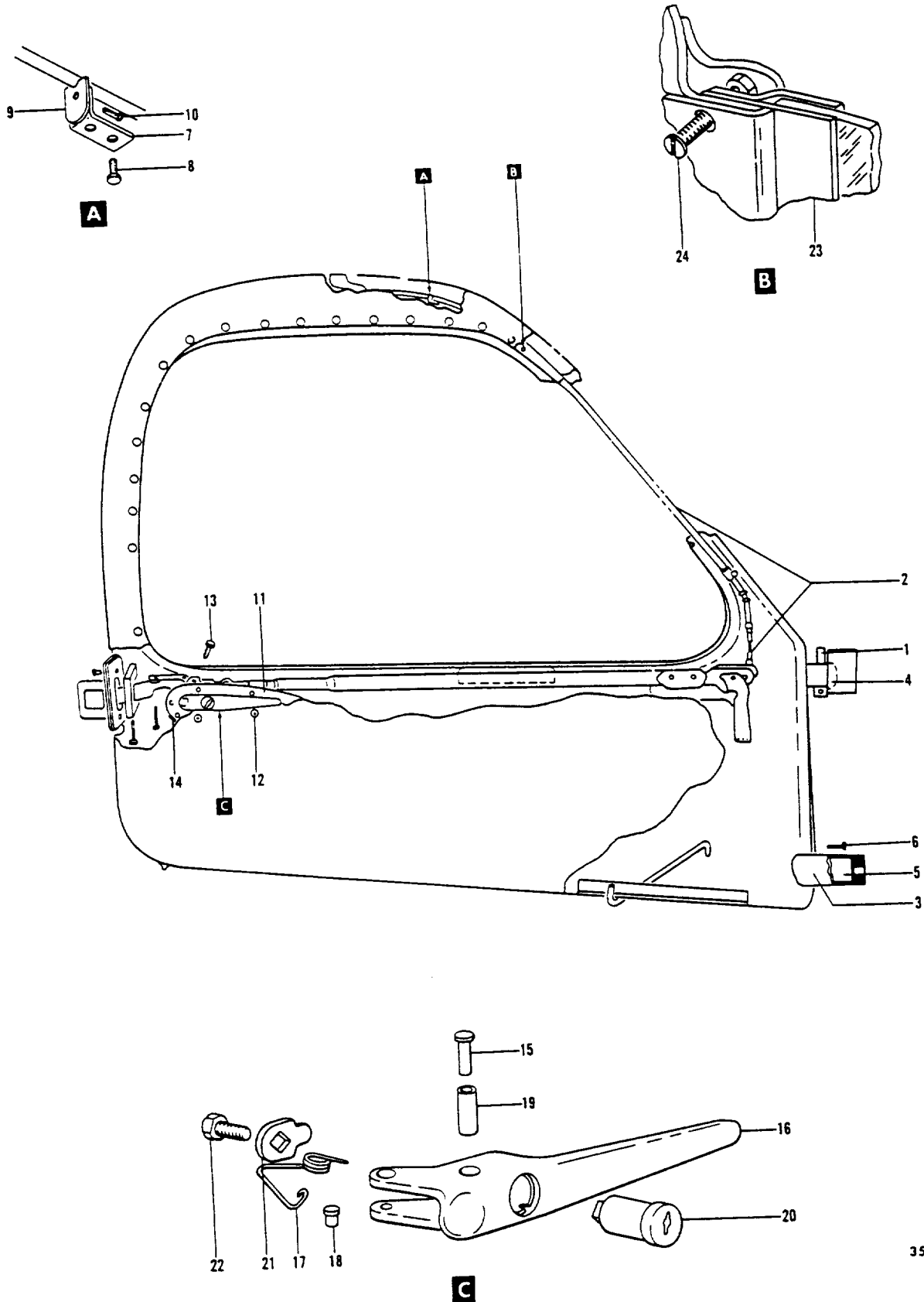
C O D E S O F E F F E C T I V I T Y

1 D-9069 THRU D-9331 2 D-9332 AND AFTER
3 D-9069 THRU D-9956 4 D-9957 AND AFTER

B E E C H C R A F T
B O N A M Z A V 3 5 8
I L L U S T R A T E D P A R T S C A T A L O G

FIGURE 104
CABIN DOOR
D-9069 THRU D-9537

BEECHCRAFT
 BONANZA V35B
 ILLUSTRATED PARTS CATALOG



35-104-8

01/02/81

B E E C H C R A F T
B O N A N Z A V 3 5 8
I L L U S T R A T E D P A R T S C A T A L O G

FIG. & INDEX NO.	PART NO.	DESCRIPTION	UNITS PER ASSY	USABLE ON CODE
104	35-400320-79	DOOR INSTL,CABIN	NP	1
	35-400010-632	. DOOR ASSY,CABIN	1	1
		/ATTACHING PARTS/		
- 1	AN393-63	. PIN	2	

	35-400010-67	. . . FRAME ASSY,CABIN DOOR	1	1
- 2	ME636	. . . TUBE & CABLE ASSY	1	1
	35-400010-79	. . . TAB,UPPER DOOR HINGE	1	1
- 3	35-400010-81	. . . TAB,LOWER DOOR HINGE	1	1
- 4	35-400018-12	. . . HINGE ASSY,CABIN DOOR UPPER	1	1
- 5	35-400008-12	. . . HINGE ASSY,CABIN DOOR LOWER	1	1
		/ATTACHING PARTS/		
- 6	AN3-5A	. . . BOLT	2	
	AN960-10	. . . WASHER	2	
	MS20365-1032	. . . NUT	2	

- 7	35-400010-36	. . . BRACKET,CABIN DOOR HINGE	1	1
		/ATTACHING PARTS/		
- 8	AN507-632R6	. . . SCREW	2	
	AN960-6	. . . WASHER	2	
	MS20365-632	. . . NUT	2	

- 9	35-400010-34	. . . SWIVEL,CABIN DOOR HINGE	1	1
		/ATTACHING PARTS/		
- 10	AN520-10R8	. . . SCREW	1	
	AN960-10	. . . WASHER	1	
	MS20365-1032	. . . NUT	1	

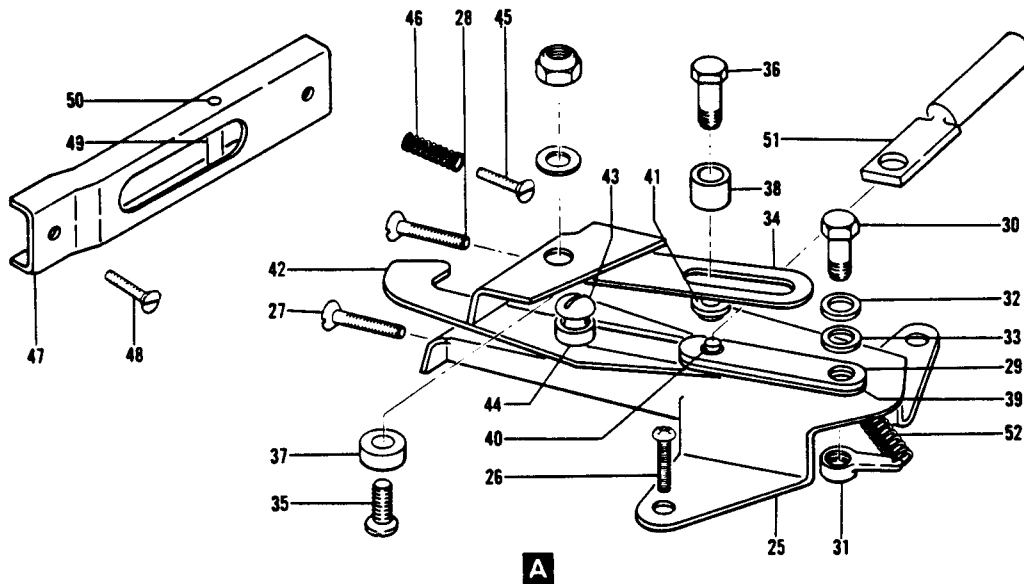
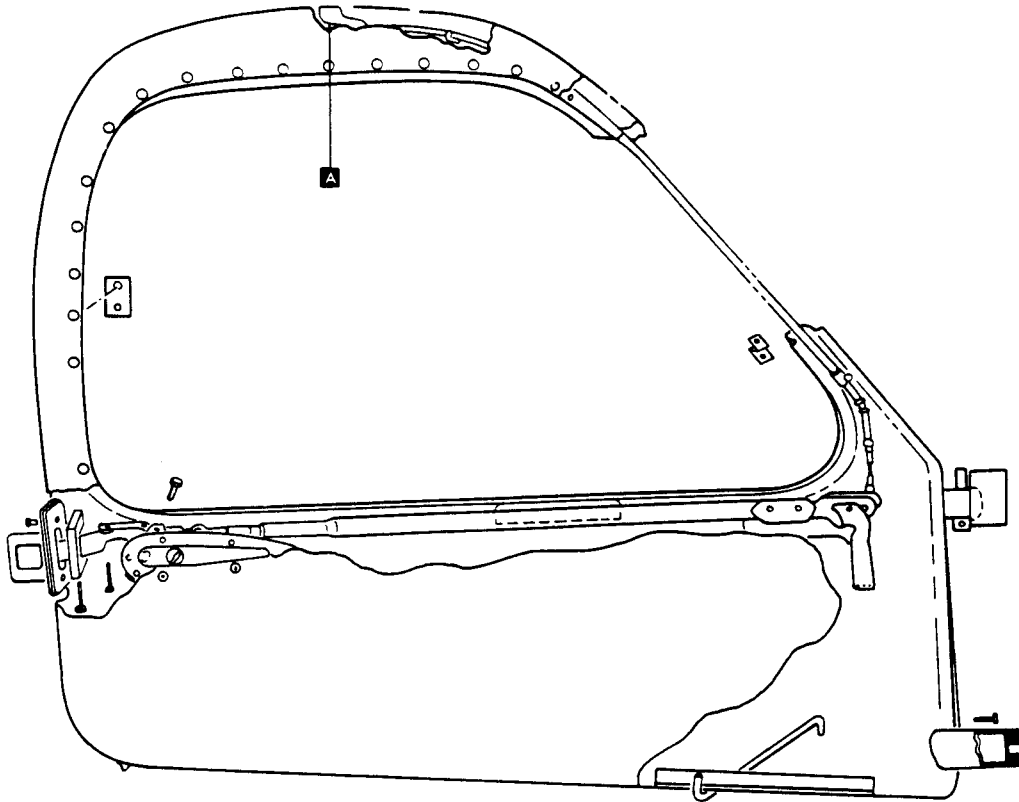
- 11	35-400032-5	. . . SUPPORT ASSY,CABIN DOOR OUTSIDE HANDLE	1	1
		/ATTACHING PARTS/		
- 12	AN507-440R4	. . . SCREW	6	
- 13	AN507-832R8	. . . SCREW	2	

- 14	35-400404-1	. . . SEAL,SUPPORT	1	1
	35-400014-3	. . HANDLE ASSY,CABIN DOOR OUTSIDE	1	1
		/ATTACHING PARTS/		
- 15	MS20392-2-37	. . PIN	1	

- 16	35-400013-1	. . . HANDLE,CABIN DOOR OUTSIDE	1	1
- 17	35-400031-1	. . . SPRING,CABIN DOOR OUTSIDE	1	1
- 18	35-400033	. . . STUD,CABIN DOOR HANDLE OUTSIDE	1	1
- 19	101321-00A0750	. . . BUSHING,SPECIAL BEARING	1	1
- 20	F6500AX2	. . . PLUG,LOCK	1	1
- 21	35-400044-1	. . . CAM,CABIN DOOR HANDLE	1	1
- 22	35-420015	. . . SCREW	1	1
- 23	35-400320-32	. . WINDOW ASSY,CABIN DOOR	1	1
		/ATTACHING PARTS/		
- 24	AN507-632R6	. . SCREW	13	

	35-400320-4	. . . GLASS,CABIN DOOR WINDOW	NP	1
	35-400320-34	. . . GLASS,CABIN DOOR WINDOW TINTED /OPTIONAL/	NP	1
	35-400320-6	. . . FRAME,CABIN DOOR WINDOW	NP	1
	35-400320-8	. . . RETAINER,CABIN DOOR WINDOW	NP	1

BEECHCRAFT
 BONANZA V35B
 ILLUSTRATED PARTS CATALOG

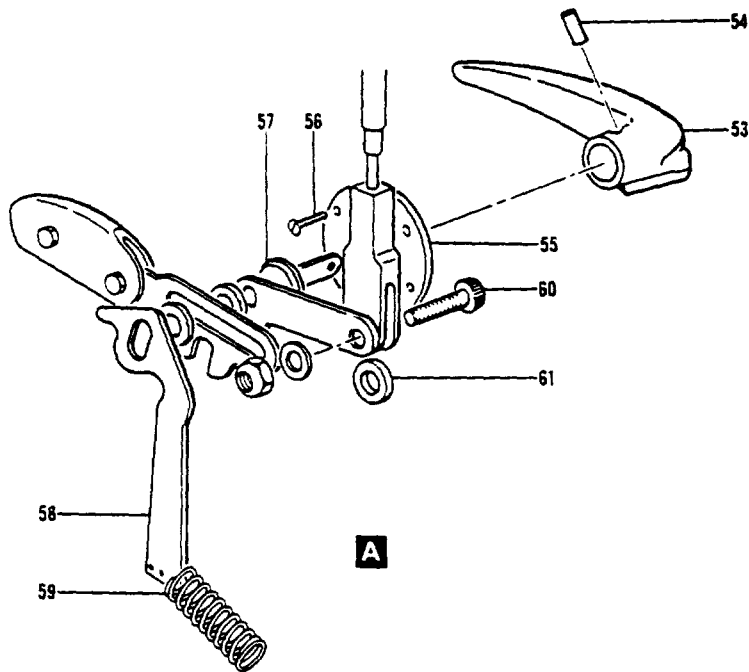
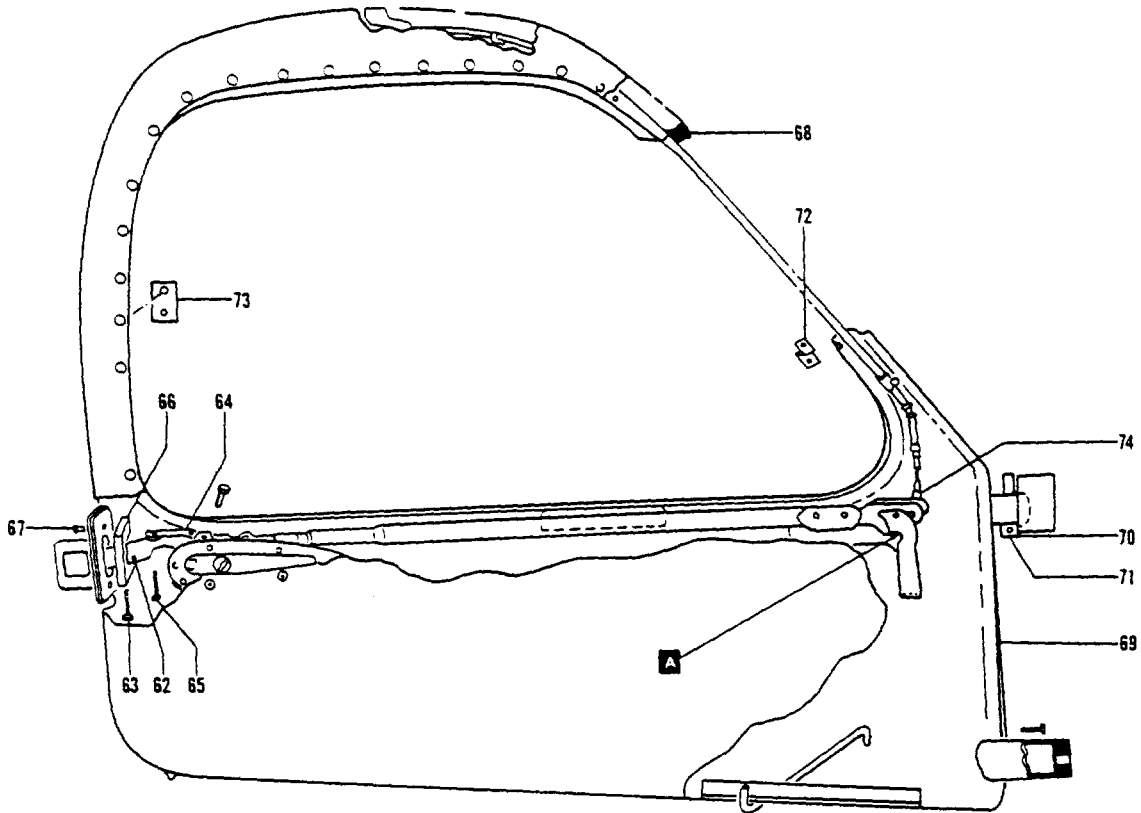


35-104-9

B E E C H C R A F T
B O N A N Z A V 3 5 8
I L L U S T R A T E D P A R T S C A T A L O G

FIG. & INDEX NO.	PART NO.	1	2	3	4	5	6	7	DESCRIPTION	UNITS PER ASSY	USABLE ON CODE
104	35-410456	LATCH INSTL,CABIN DOOR UPPER.	NP	1
	35-410456-601	LATCH ASSY,CABIN DOOR UPPER.	1	1
	35-410456-1	BRACKET ASSY,CABIN DOOR UPPER.	1	1
- 25	35-410456-3	BRACKET,CABIN DOOR UPPER.	1	1
		/ATTACHING PARTS/									
- 26	AN515-832R6	SCREW	2	
- 27	AN507-832-6	SCREW	1	
- 28	AN507-632	SCREW	1	
	AN960-8L	WASHER	2	
	MS20365-832	NUT	2	
- 29	35-410456-31	LINK,CABIN DOOR UPPER LATCH	1	1
		/ATTACHING PARTS/									
- 30	AN3-6A	BOLT	1	
	100951X100YF	WASHER	1	
	AN960-10	WASHER	2	
- 31	35-410456-21	NUT,CABIN DOOR UPPER LATCH LINK	1	
- 32	105739X-ZR0110	BUSHING,BEARING	1	1
- 33	105739X-ZR0187	BUSHING,BEARING	1	1
- 34	35-410456-11	LINK,CABIN DOOR UPPER LATCH	1	1
		/ATTACHING PARTS/									
- 35	AN525-10R7	SCREW	1	
- 36	35-410456-17	STUD,CABIN DOOR UPPER LATCH LINK	1	
	AN960-10L	WASHER	2	
	AN960-10	WASHER	1	
	MS20364-1032	NUT	2	
- 37	105739X-ZR0065	BUSHING,BEARING	1	1
- 38	105739X-ZR0260	BUSHING,BEARING	1	1
- 39	35-410456-7	LINK,CABIN DOOR UPPER LATCH	1	1
		/ATTACHING PARTS/									
- 40	35-410456-17	STUD,CABIN DOOR UPPER LATCH LINK	1	
	AN960-10	WASHER	1	
	MS20364-1032	NUT	1	
- 41	105739X-ZR0168	BUSHING,BEARING	1	1
- 42	35-410456-5	LATCH,CABIN DOOR UPPER	1	1
		/ATTACHING PARTS/									
- 43	AN525-10R9	SCREW	1	
	AN960-10	WASHER	1	
	MS20364-1032	NUT	1	
- 44	105739X-ZR0102	BUSHING,BEARING	1	1
	35-410456-33	SUPPORT ASSY,CABIN DOOR UPPER LATCH	1	1
		/ATTACHING PARTS/									
- 45	MS24694S58	SCREW	2	
- 46	100943CR-ZX020F	SPRING,COMPRESSION	1	
	AN960-10	WASHER	1	
	NAS697A3	NUTPLATE	1	
- 47	35-410456-27	CHANNEL,CABIN DOOR UPPER LATCH	1	1
- 48	AN525-10	SCREW	1	1
- 49	35-410456-29	BUSHING,CABIN DOOR UPPER LATCH	1	1
- 50	102809-125-030	PIN,CABIN DOOR UPPER LATCH	1	1
- 51	35-410456-13	TERMINAL,CABIN DOOR UPPER LATCH	1	1
- 52	100942H0022-32	SPRING,TENSION	1	1

BEECHCRAFT
 BONANZA V35B
 ILLUSTRATED PARTS CATALOG

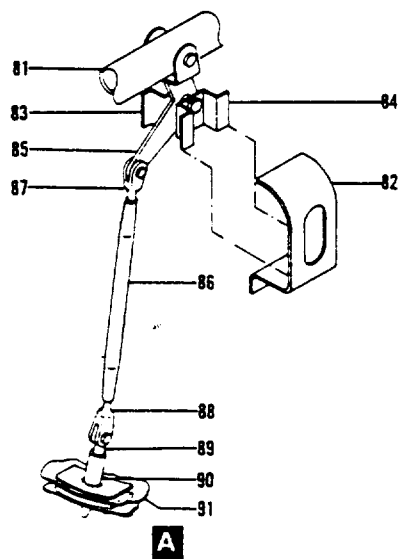
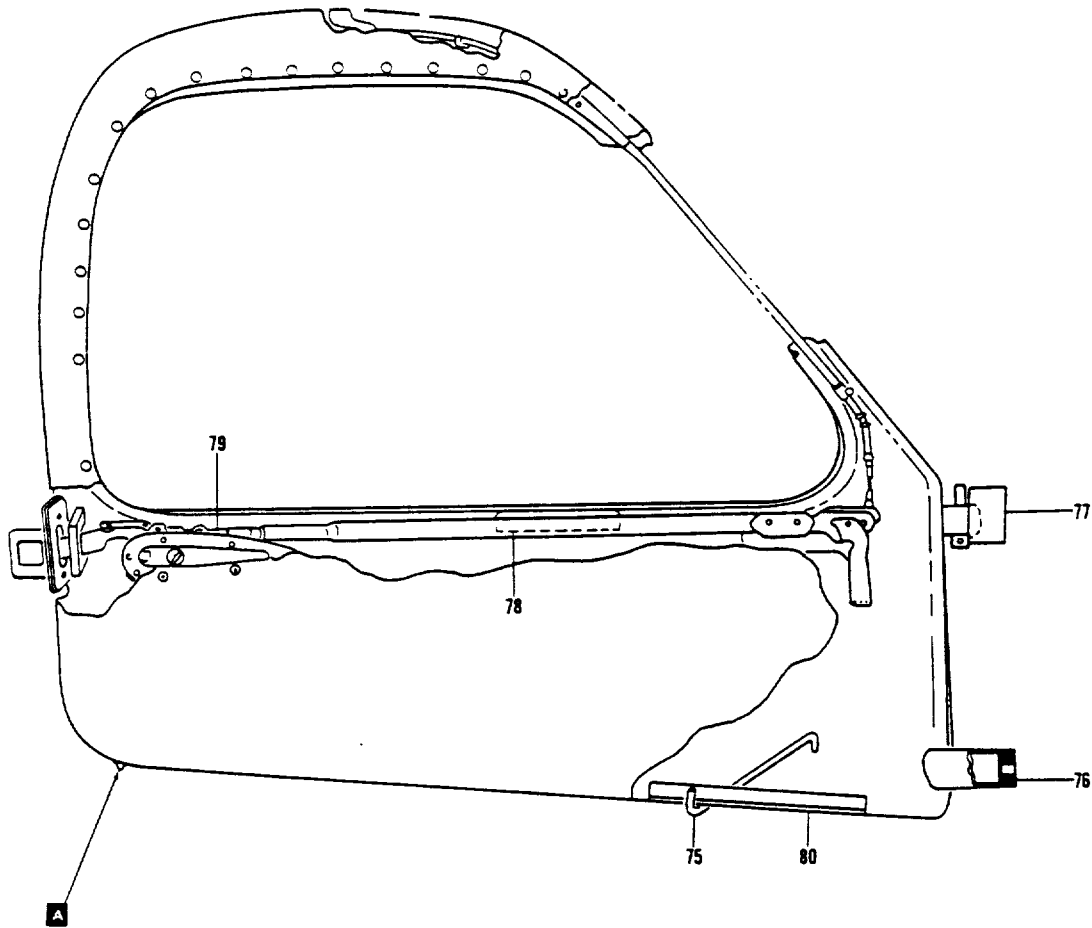


35-104-10

B E E C H C R A F T
B O N A N Z A V 3 5 8
I L L U S T R A T E D P A R T S C A T A L O G

FIG. & INDEX NO.	PART NO.	DESCRIPTION							UNITS PER ASSY	USABLE ON CODE
		1	2	3	4	5	6	7		
104 - 53	95-380010	. .							1	1
		HANDLE ASSY, INSIDE DOOR								
		/ATTACHING PARTS/								
- 54	35-400465	. .							1	
		PIN								
- 55	35-400395	. .							1	1
		PLATE, INSIDE CABIN DOOR HANDLE MOUNTING								
		/ATTACHING PARTS/								
- 56	AN507-632R8	. .							3	
		SCREW								
- 57	35-400464-8	. .							1	1
		SHAFT ASSY, CABIN DOOR HANDLE INSIDE								
- 58	35-410436-3	. .							1	1
		STOP, INSIDE CABIN DOOR HANDLE								
- 59	35-410435-3	. .							1	1
		SPRING, STOP								
- 60	35-550520	. .							2	1
		PIN, CONTROL ATTACHMENT.								
		/ATTACHING PARTS/								
- 61	102933S4ZJ0093	. .							1	
	AN960-10	. .							1	
	MS20365-1032	. .							1	
		SPACER								
		WASHER								
		NUT								
- 62	35-400417	. .							1	1
		BOLT, CABIN DOOR LATCH								
		/ATTACHING PARTS/								
- 63	AN393-69	. .							1	
		PIN								
- 64	35-400041	. .							1	1
		LINK, CABIN DOOR OUTSIDE HANDLE.								
		/ATTACHING PARTS/								
- 65	AN392-13	. .							1	
	MS24665-132	. .							1	
	AN960-6	. .							1	
	5171	. .							AR	
		PIN								
		PIN, COTTER.								
		WASHER.								
		WASHER, SPRING								
- 66	35-400414	. .							1	1
		GUIDE, CABIN DOOR LATCH BOLT								
		/ATTACHING PARTS/								
- 67	AN526-832-8	. .							2	
		SCREW								
- 68	115155X10FT	. .							1	1
		SEAL.								
- 69	35-400320-50	. .							1	1
		SEAL.								
- 70	35-400320-56	. .							1	1
		CLIP, CABIN DOOR LATCH								
		/ATTACHING PARTS/								
- 71	AN515-6-6	. .							1	
	AN960-6	. .							1	
	MS20365-632	. .							1	
		SCREW								
		WASHER.								
		NUT								
- 72	35-400320-68	. .							8	1
	35-400320-69	. .							8	1
		CLIP, MOULDING								
- 73	35-400320-52	. .							1	1
		CLIP, MOULDING JOINT								
- 74	AN665-21R	. .							1	1
		CLEVIS.								

BEECHCRAFT
 BONANZA V35B
 ILLUSTRATED PARTS CATALOG



35-104-11

B E E C H C R A F T
 BONANZA V35B
 I L L U S T R A T E D P A R T S C A T A L O G

FIG. & ITEM NO.	PART NO.	1 2 3 4 5 6 7	DESCRIPTION	UNITS PER ASSY	USABLE ON CODE
104 - 75	95-420012-3	. . .	ROD ASSY,CABIN DOOR LOWER	1	1
			/ATTACHING PARTS/		
	MS20365-428	. . .	NUT	1	
	NW25-6875	. . .	WASHER,NYLON.	2	
	52-022-094-0625	. . .	PIN,ROLL.	1	1
	35-400472	. . .	PLACARD,CABIN DOOR HANDLE	1	1
- 76	35-410436-3	. . .	SEAL,CABIN DOOR LOWER HINGE	1	1
- 77	35-410435-3	. . .	SEAL,CABIN DOOR UPPER HINGE	1	1
- 78	455-28	. . .	HANDLE,INSIDE CLOSING	1	1
	35-400320-66	. . .	MOULDING,CABIN DOOR	1	1
- 79	35-400417-1	. . .	BOLT,CABIN DOOR HANDLE ACTUATOR	1	1
- 80	35-400029	. . .	GUIDE ASSY,CABIN DOOR STOP.	1	1
	96-420033-1	. . .	LATCH POINT INSTL,THIRD	NP	1
- 81	96-420033-29	. . .	TUBE ASSY	1	1
			/ATTACHING PARTS/		
	MS20392-2C33	. . .	PIN,CLEVIS.	1	
	AN960-416L	. . .	WASHER.	2	
	MS24665-132	. . .	PIN,COTTER.	1	
- 82	96-420033-27	. . .	BRACKET	1	1
- 83	96-420033-25	. . .	BRACKET ASSY.	1	1
- 84	96-420033-23	. . .	BRACKET	1	1
	NAS696A4	. . .	NUTPLATE.	1	1
- 85	96-420033-15	. . .	BELLCRANK ASSY.	1	1
			/ATTACHING PARTS/		
	AN174-10A/M/	. . .	BOLT.	1	
- 86	96-420033-11	. . .	TUBE.	1	1
- 87	MS21252-3RS	. . .	CLEVIS,UPPER.	1	1
- 88	MS21252-2LS	. . .	CLEVIS,LOWER.	1	1
			/ATTACHING PARTS/		
	MS20392-2C11	. . .	PIN,CLEVIS.	2	
	AN960-10L	. . .	WASHER /LOWER CLEVIS ONLY/.	1	
	MS24665-132	. . .	PIN,COTTER.	2	
- 89	96-420033-13	. . .	PIN,LATCH	1	1
- 90	96-420033-5	. . .	GUIDE ASSY,PIN.	1	1
			/ATTACHING PARTS/		
	AN507-1032R8	. . .	SCREW	2	
	MS20365-1032	. . .	NUT	2	
- 91	96-420033-3	. . .	STRIKER INSTL,THIRD LATCH POINT	NP	1
	R 002-430000-73	. . .	PLATE,STRIKER/SPARES FOR 96-420033-33/.	1	1
			/ATTACHING PARTS/		
	AN507-832R8	. . .	SCREW	2	
	AN936C8	. . .	WASHER,LOCKING.	2	
	NAS1330S08K106	. . .	NUTPLATE.	2	

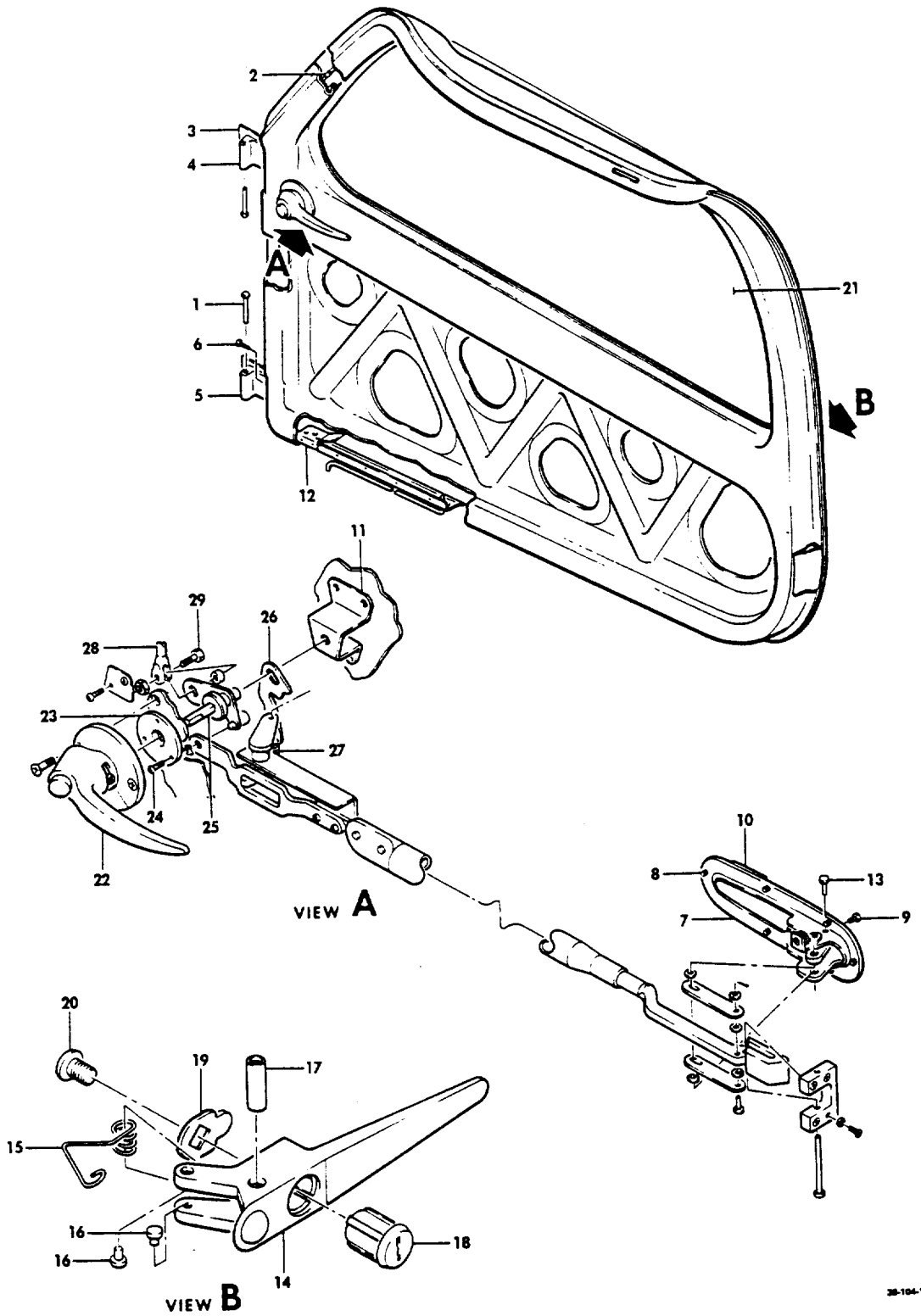
CODES OF EFFECTIVITY

1 D-9069 THRU D-9537

B E E C H C R A F T
B O N A N Z A V 3 5 B
I L L U S T R A T E D P A R T S C A T A L O G

FIGURE 104A
CABIN DOOR
D-9538 AND AFTER

BEECHCRAFT
 BONANZA V35B
 ILLUSTRATED PARTS CATALOG



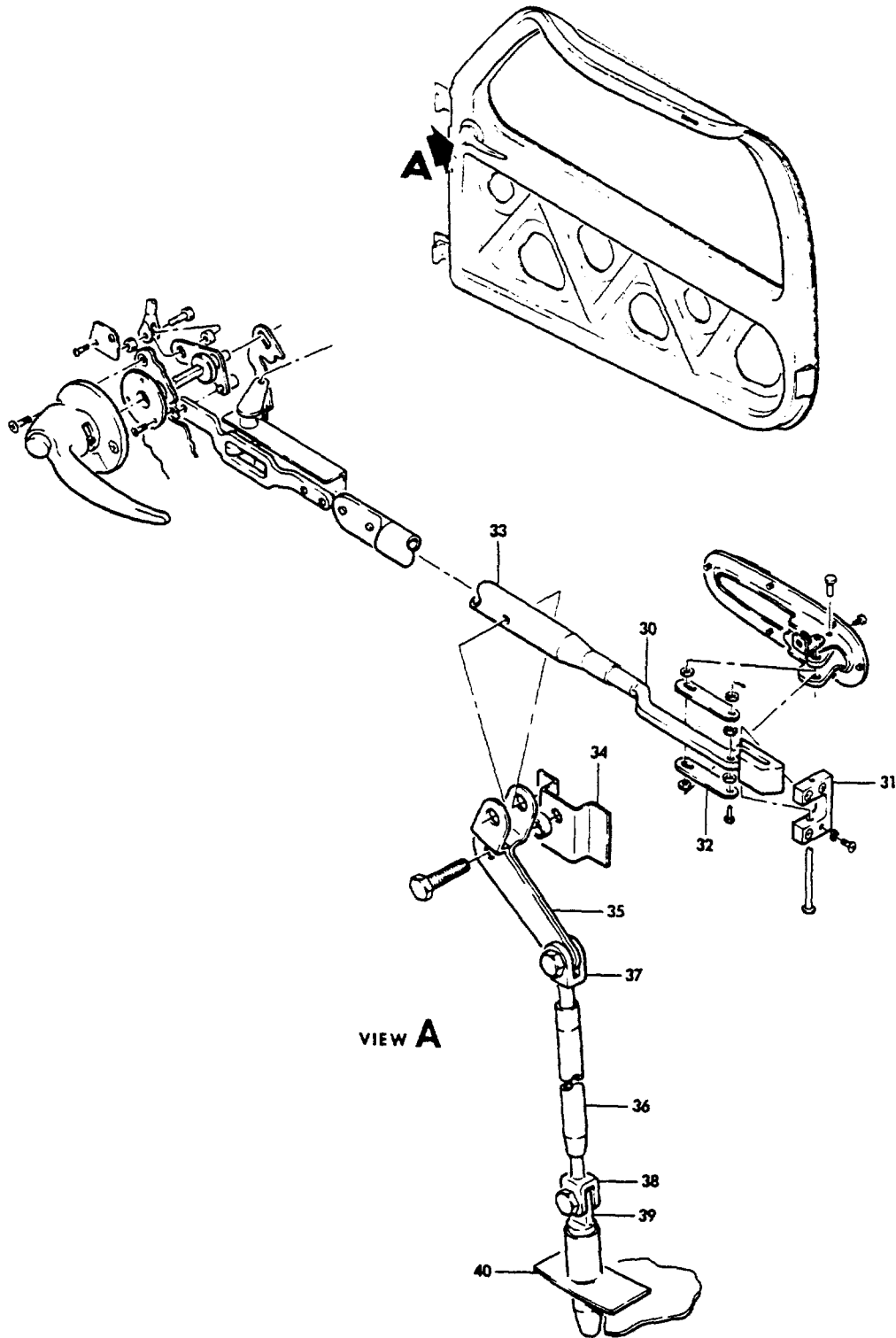
28-104-15

FIGURE 104A. CABIN DOOR
 /SHEET 1 OF 4 SHEETS/

B E E C H C R A F T
B O N A N Z A V 3 5 B
I L L U S T R A T E D P A R T S C A T A L O G

FIG. & INDEX NO.	PART NO.	DESCRIPTION	UNITS PER ASSY	USABLE ON CODE
104A	36-420010-1	DOOR INSTL,CABIN /TINTED GLASS/	NP	1
	36-420010-11	DOOR ASSY,CABIN /THIN GLASS/ /ATTACHING PARTS/	1	1
- 1	MS20392-2C63	PIN,HINGE	2	
	35-400010-105	FRAME ASSY,CABIN DOOR	1	2
	36-400032-15	FRAME ASSY,CABIN DOOR/ORDER 36-400032-31/	NP	7
	36-400032-31	FRAME ASSY,CABIN DOOR /SPARES FOR 36-400032-15/	1	6
- 2	HE636	CABLE ASSY,DOOR LATCH CONTROL	1	2
	36-380030-1	CABLE ASSY,DOOR LATCH CONTROL	1	3
- 3	35-400010-79	TAB,UPPER DOOR HINGE	1	1
	35-400010-81	TAB,LOWER DOOR HINGE	1	1
- 4	35-400018-18	HINGE ASSY,CABIN DOOR UPPER	1	2
	36-430048-5	HINGE ASSY,CABIN DOOR UPPER	1	3
	36-430046-1	MOUNT ASSY	1	3
	36-400033-1	PAN	1	3
	36-400033-7	PAN	1	6
- 5	35-400008-12	HINGE ASSY,CABIN DOOR LOWER	1	2
	36-430041-7	HINGE ASSY,CABIN DOOR LOWER /ATTACHING PARTS/	1	3
- 6	AN3-5A	BOLT	2	
	AN960-10	WASHER	2	
	MS20365-1032	NUT	2	
- 7	35-400032-5	SUPPORT ASSY,CABIN DOOR OUTSIDE HANDLE /ATTACHING PARTS/	1	1
- 8	AN507-832R8	SCREW	2	
- 9	AN507-440R	SCREW	5	
- 10	35-400404-1	SEAL,SUPPORT	1	4
	35-400404-3	SEAL,SUPPORT	1	5
- 11	35-400036	SUPPORT	1	1
- 12	35-400029	GUIDE	1	1
	35-400010-109	DOUBLER	1	1
	35-400010-66	SKIN ASSY,CABIN DOOR	1	2
	36-430045-17	SKIN ASSY,CABIN DOOR	1	3
	36-400032-23	REINFORCEMENT	1	6
	35-400014-3	HANDLE ASSY /ATTACHING PARTS/	1	1
- 13	MS20392-2C37	PIN	1	
- 14	35-400013-1	HANDLE	1	1
- 15	35-400031-1	SPRING	1	1
- 16	35-400033	STUD	2	1
- 17	101321-00A0750	BUSHING	1	1
- 18	35-590070-61	PLUG,LOCK	1	1
- 19	35-400044-1	CAM	1	1
- 20	PT32-6500-1004	SCREW,PLUG RETAINING	1	1
- 21	35-400320-32	WINDOW ASSY,CABIN DOOR	1	2
	36-430044-5	WINDOW ASSY,CABIN DOOR	1	3
	36-430044-1	RETAINER,CABIN DOOR WINDOW	1	3
- 22	R 95-380010	HANDLE ASSY,CABIN DOOR INSIDE	1	1
- 23	35-400395	PLATE /ATTACHING PARTS/	1	1
- 24	AN507-632R8	SCREW	3	
- 25	35-400464-8	SHAFT ASSY,CABIN DOOR HANDLE	1	2
	35-400464-10	SHAFT ASSY,CABIN DOOR HANDLE	1	3
- 26	35-400462	STOP,DOOR HANDLE	1	1
- 27	100942L0023-17	SPRING,HANDLE STOP	1	1
- 28	AN665-21R	CLEVIS,CONTROL CABLE /ATTACHING PARTS/	1	1
- 29	AN3-5	BOLT	1	2
	MS20392-2C11	PIN	1	3
	102933S4ZK0140	SPACER	1	2
	AN960-10L	WASHER	1	3
	MS20365-1032	NUT	1	2

BEECHCRAFT
BONANZA V35B
ILLUSTRATED PARTS CATALOG

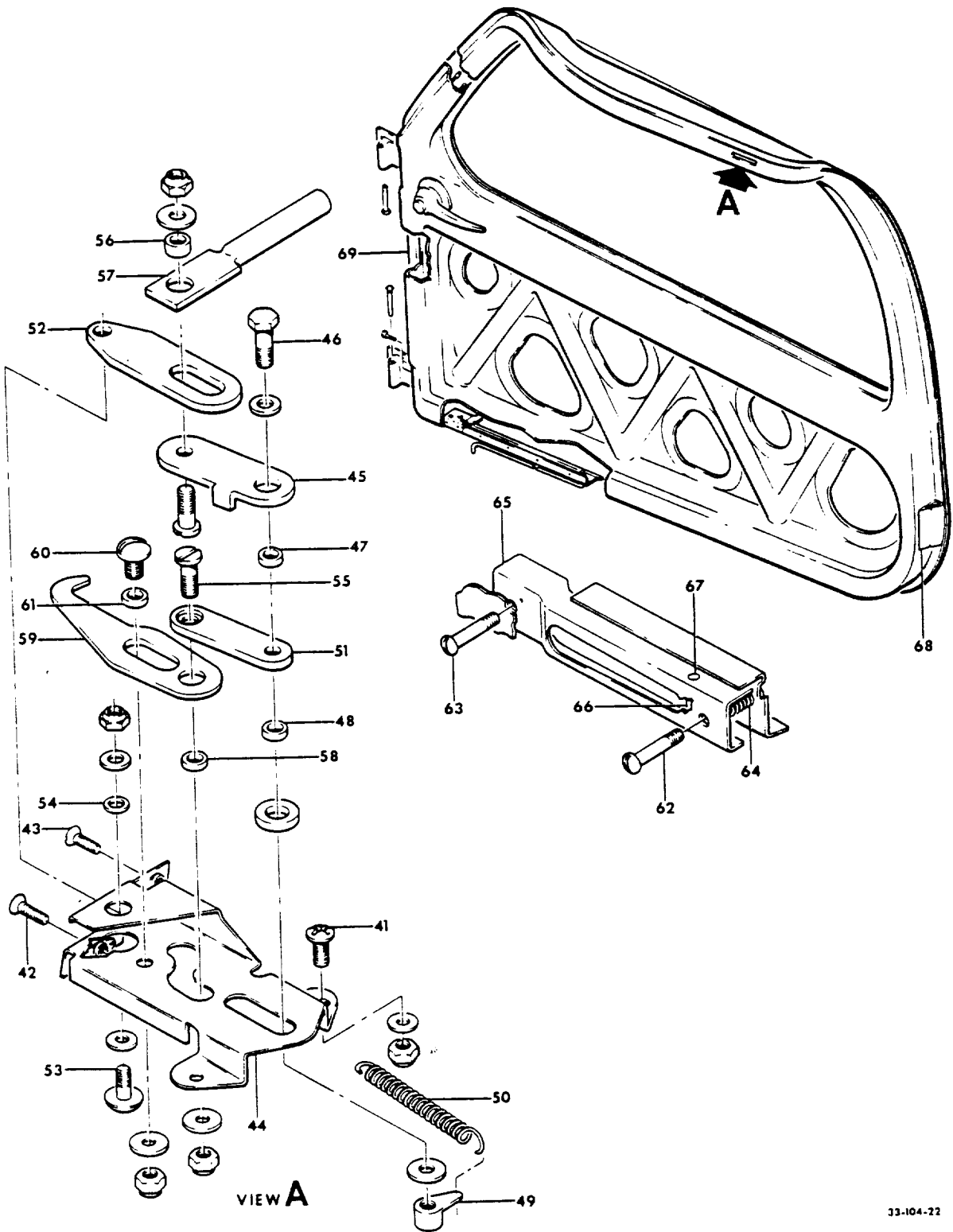


28-104-16

B E E C H C R A F T
B O N A N Z A V 3 5 B
I L L U S T R A T E D P A R T S C A T A L O G

FIG. & INDEX NO.	PART NO.	1	2	3	4	5	6	7	DESCRIPTION	UNITS PER ASSY	USABLE ON CODE
104A	MS24665-132	COTTER PIN.	1	3
	35-400395-3	PLATE	1	3
- 30	35-400417-1	BOLT, CABIN DOOR LATCH /ATTACHING PARTS/	1	1
	MS20392-2C69	PIN	1	
- 31	35-400414	GUIDE LATCH BOLT. /ATTACHING PARTS/	1	1
	AN515-8R8	SCREW	4	
	AN936A8	WASHER.	4	
- 32	35-400041	LINK. /ATTACHING PARTS/	2	1
	MS20392-1C13	PIN	1	
	AN960-6	WASHER.	1	
	5171	WASHER, SPRING	2	
	AN380-2-2	PIN, COTTER.	1	
- 33	58-420060-1	TUBE ASSY	1	1
	96-420033-35	LATCH POINT INSTL, THIRD	NP	1
- 34	96-420033-37	BRACKET ASSY.	1	1
	96-420033-39	BRACKET	1	1
	NAS696A4	NUTPLATE.	1	1
- 35	58-420061-1	BELLCRANK ASSY. /ATTACHING PARTS/	1	1
	NAS464P4-6	BOLT.	1	
	MS20392-3C21	PIN, CLEVIS.	1	
	96-420052	PIN, COWL LOCK	1	
- 36	96-420033-11	TUBE.	1	1
- 37	MS21252-3RS	CLEVIS, TUBE UPPER	1	1
- 38	MS21252-2LS	CLEVIS, TUBE LOWER /ATTACHING PARTS/	1	1
	MS20392-2C11	PIN, CLEVIS.	1	
	AN960-10L	WASHER /LOWER CLEVIS ONLY/.	1	
	MS24665-132	PIN, COTTER.	1	
- 39	96-420033-13	PIN, LATCH	1	1
- 40	96-420033-5	GUIDE ASSY, PIN. /ATTACHING PARTS/	1	1
	AN507-1032R8	SCREW	2	
	MS20365-1032	NUT	2	

BEECHCRAFT
BONANZA V35B
ILLUSTRATED PARTS CATALOG



33-104-22

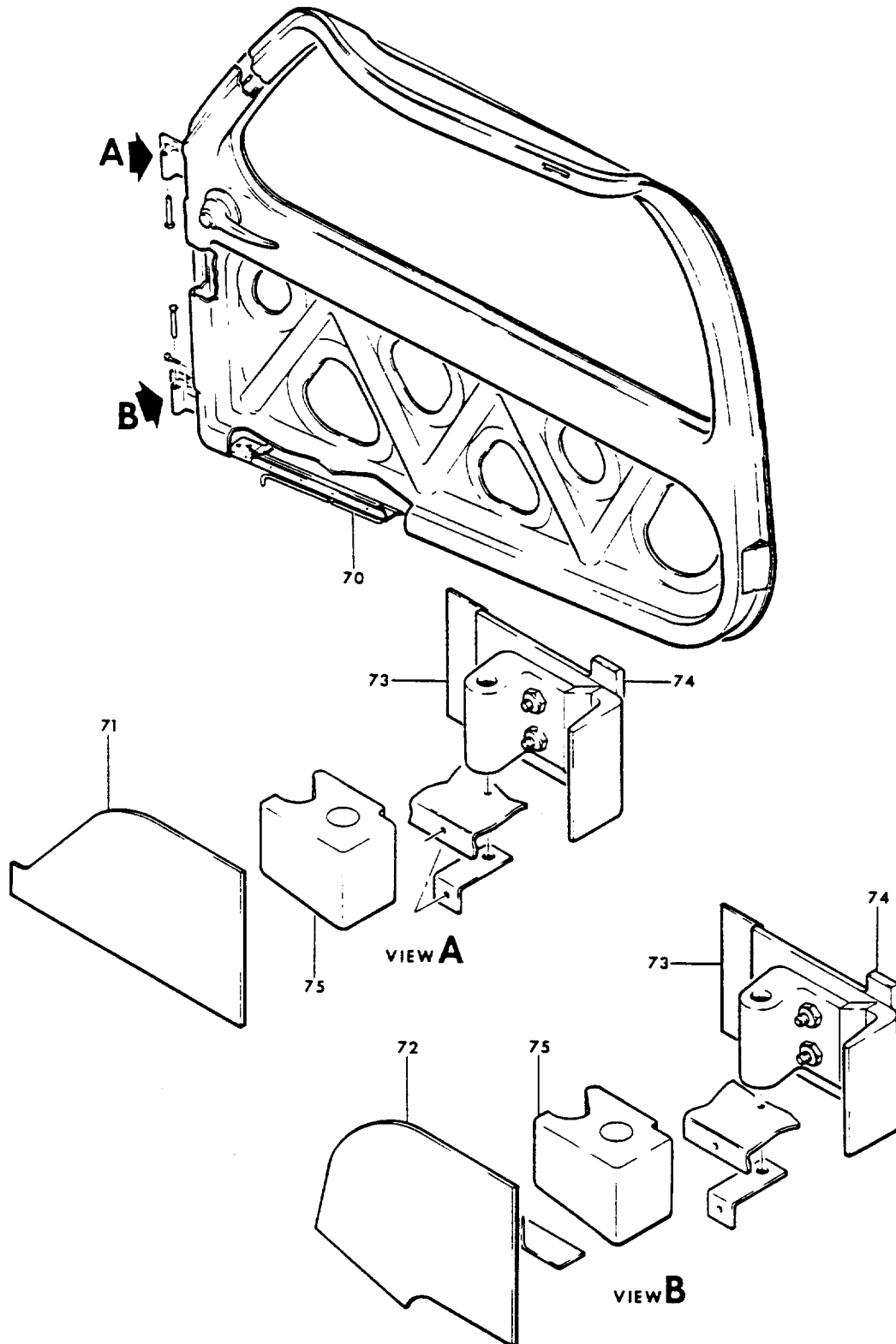
FIGURE 104A-CABIN DOOR
/SHEET 3 OF 4 SHEETS/

05/28/82

B E E C H C R A F T
B O N A N Z A V 3 5 B
I L L U S T R A T E D P A R T S C A T A L O G

FIG. & INDEX NO.	PART NO.	1 2 3 4 5 6 7	DESCRIPTION	UNITS PER ASSY	USABLE ON CODE
104A	35-410456	. . .	LATCH INSTL,CABIN DOOR UPPER.	NP	2
	35-410456-43	. . .	LATCH INSTL,CABIN DOOR UPPER.	NP	3
	35-410456-35	. . .	LATCH ASSY.	1	2
	35-410456-41	. . .	LATCH ASSY.	1	3
			/ATTACHING PARTS/		
- 41	AN525-832R6	. . .	SCREW	2	
- 42	AN507-832R6	. . .	SCREW	1	
- 43	AN507-632R6	. . .	SCREW	1	
	AN960-8L	. . .	WASHER.	2	
	MS20365-832	. . .	NUT	2	
- 44	35-410456-1	. . .	BRACKET ASSY.	1	1
- 45	36-410015-1	. . .	LINK.	1	1
			/ATTACHING PARTS/		
- 46	AN3-6A	. . .	BOLT.	1	
	100951X100YF	. . .	WASHER.	1	
- 47	105739X-ZR0110	. . .	BUSHING	1	
- 48	105739X-ZR0187	. . .	BUSHING	1	
- 49	35-410456-21	. . .	NUT	1	
- 50	100942H0022-22	. . .	SPRING.	1	1
- 51	35-410456-7	. . .	LINK.	1	1
- 52	35-410456-11	. . .	LINK.	1	1
			/ATTACHING PARTS/		
- 53	AN525-10R7	. . .	SCREW	1	
	AN960-10L	. . .	WASHER.	3	
- 54	105739X-ZR0070	. . .	BUSHING	1	
- 55	35-410456-17	. . .	STUD.	2	
- 56	105739X-ZR0220	. . .	BUSHING	1	
- 57	35-410456-13	. . .	TERMINAL.	1	
- 58	105739X-ZR0187	. . .	BUSHING	1	
	100951S063ZT	. . .	WASHER.	1	
	MS21042L3	. . .	NUT	3	
- 59	35-410456-5	. . .	HOOK.	1	1
			/ATTACHING PARTS/		
- 60	AN925-10R7	. . .	SCREW	1	
- 61	105739X-ZR0115	. . .	BUSHING	1	
	100951S063ZT	. . .	WASHER.	1	
	MS21042L3	. . .	NUT	1	
	35-410456-33	. . .	SUPPORT ASSY,CABIN DOOR UPPER LATCH	1	1
			/ATTACHING PARTS/		
- 62	AN525-10R7	. . .	SCREW	1	
- 63	MS24694S58	. . .	SCREW	1	
- 64	100943CR-ZX020F	. . .	SPRING.	1	
- 65	35-410456-27	. . .	CHANNEL	1	1
- 66	35-410456-29	. . .	BUSHING	1	1
- 67	102809-125-029	. . .	PIN	1	1
	MAS697A3	. . .	NUTPLATE.	1	1
- 68	35-400320-54	. . .	SEAL.	1	4
	36-420010-27	. . .	SEAL.	1	5
	36-420010-29	. . .	FILLER.	4	5
	36-420010-31	. . .	FILLER.	1	5
- 69	36-420010-25	. . .	SEAL.	1	4
	36-420010-15	. . .	SEAL/BOTTOM OF DOOR/.	1	1

BEECHCRAFT
BONANZA V35B
ILLUSTRATED PARTS CATALOG



33-104-23

B E E C H C R A F T
B O N A N Z A V 3 5 8
I L L U S T R A T E D P A R T S C A T A L O G

FIG. & INDEX NO.	PART NO.	1 2 3 4 5 6 7	DESCRIPTION	UNITS PER ASSY	USABLE ON CODE
104A - 70	35-400379	.	ROD ASSY, DOOR	1	1
- 71	35-420024-7	.	COVER, UPPER HINGE	1	1
- 72	35-420024-9	.	COVER, LOWER HINGE	1	1
- 73	35-400320-89	.	SEAL	2	1
- 74	36-420010-23	.	SEAL	2	1
- 75	35-410435-3	.	SEAL/LWR HINGE/	1	1
	35-410436-3	.	SEAL/UPR HINGE/	1	1

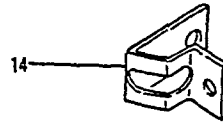
C O D E S O F E F F E C T I V I T Y

- | | |
|----------------------------------|---|
| 1 D-9538 AND AFTER | 2 D-9538 THRU D-9818,
D-9820 THRU D-9855 |
| 3 D-9819,
D-9856 AND AFTER | 4 D-9538 THRU D-10371 |
| 5 D-10372 AND AFTER | 6 D-10394 AND AFTER |
| 7 D-9819,
D-9856 THRU D-10393 | |

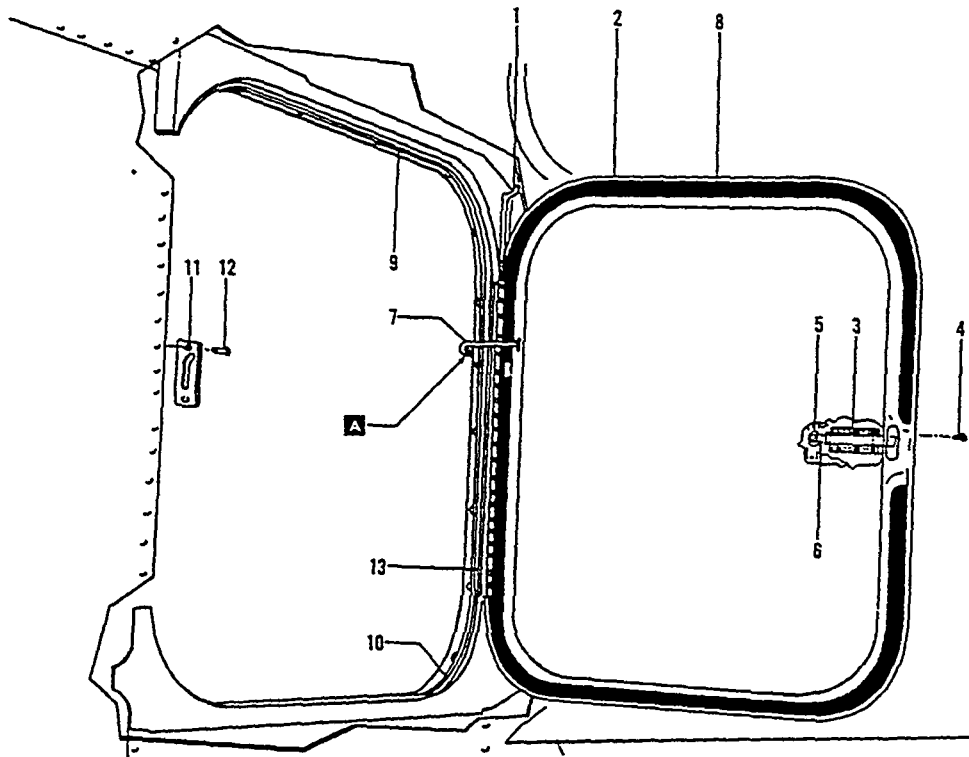
BEECHCRAFT
BONANZA V35B
ILLUSTRATED PARTS CATALOG

FIGURE 106
BAGGAGE DOOR

BEECHCRAFT
BONANZA V35B
ILLUSTRATED PARTS CATALOG



A



35-106-2

B E E C H C R A F T
B O N A N Z A V 3 5 B
I L L U S T R A T E D P A R T S C A T A L O G

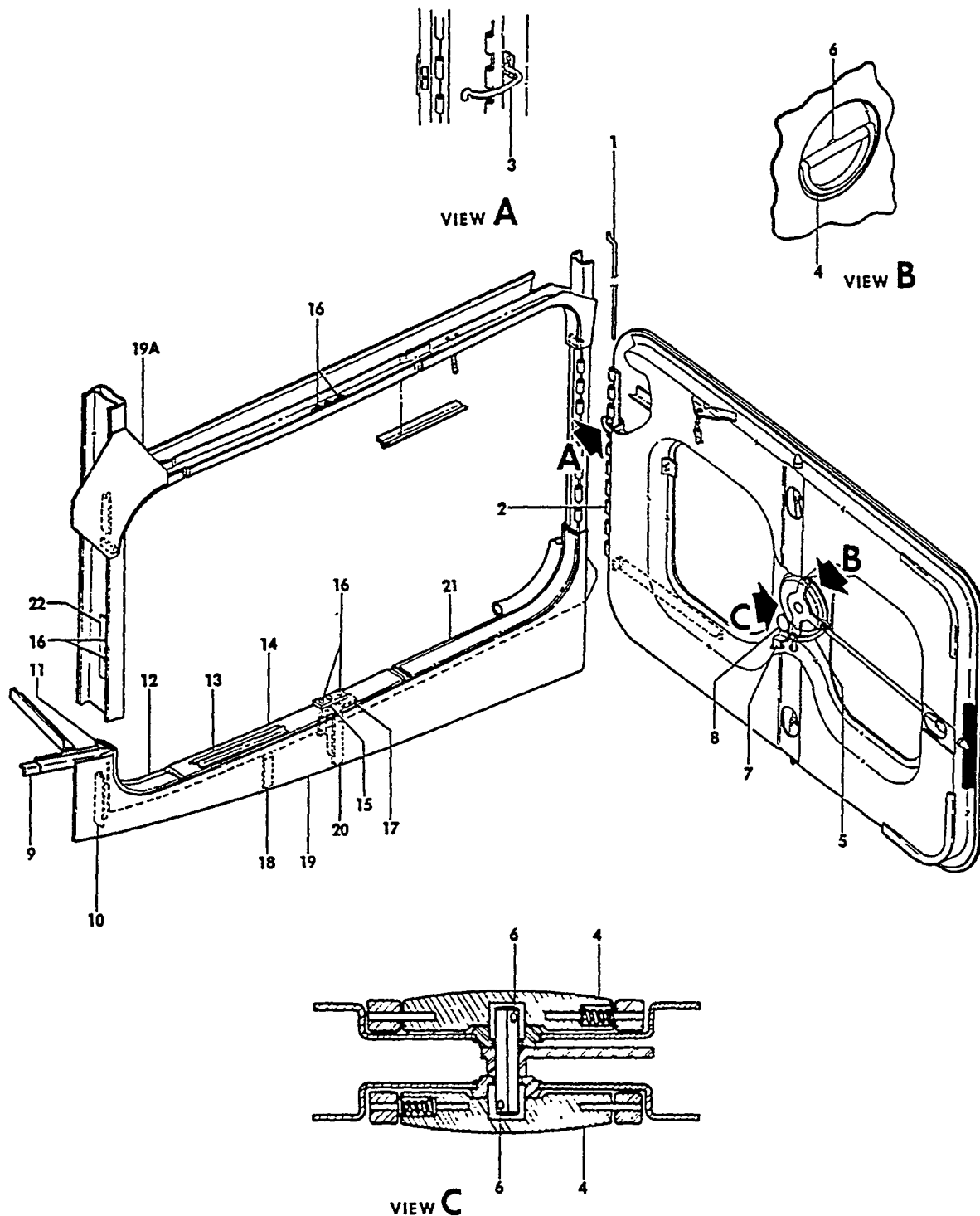
FIG. & INDEX NO.	PART NO.	DESCRIPTION	UNITS PER ASSY	USABLE ON CODE
		1 2 3 4 5 6 7		
106	35-410070-81	DOOR INSTL,BAGGAGE	NP	
	35-410070-83	. DOOR ASSY,BAGGAGE	1	
		/ATTACHING PARTS/		
- 1	35-410070-79	. PIN,HINGE	1	
		↓		
- 2	35-410070-93	. . DOOR ASSY,BAGGAGE	1	
- 3	35-415416	. . . LATCH	1	
		/ATTACHING PARTS/		
- 4	AN507-632	. . . SCREW	6	
		↓		
- 5	35-590099-29	. . LOCK ASSY	1	
- 6	35-590099-35	. . CAM,LOCK	1	
- 7	35-410214-5	. . STOP ASSY,BAGGAGE DOOR.	1	
	96-430011-27	SEAL INSTL,BAGGAGE DOOR	NP	
- 8	96-430011-17	. SEAL,BAGGAGE DOOR	1	
- 9	96-430011-25	. SEAL,BAGGAGE DOOR UPPER	1	
- 10	96-430011-23	. SEAL,BAGGAGE DOOR	1	
		/ATTACHING PARTS/		
	PK76X26	. SCREW	15	
	PK65A4-6	. SCREW	14	
		↓		
- 11	96-430011-29	. PLATE,STRIKER	1	
		/ATTACHING PARTS/		
- 12	AN526-10R	. SCREW	2	
		↓		
- 13	96-430011-21	. STRIP,PHENOLIC.	1	
- 14	35-410180-14	LATCH,BAGGAGE DOOR STOP	1	

NOTE SEE FIG.311 FOR BAGGAGE DOOR
UPHOLSTERY.

BEECHCRAFT
BONANZA V35B
ILLUSTRATED PARTS CATALOG

FIGURE 107
BAGGAGE DOOR/OPTIONAL/

BEECHCRAFT
 BONANZA V35B
 ILLUSTRATED PARTS CATALOG

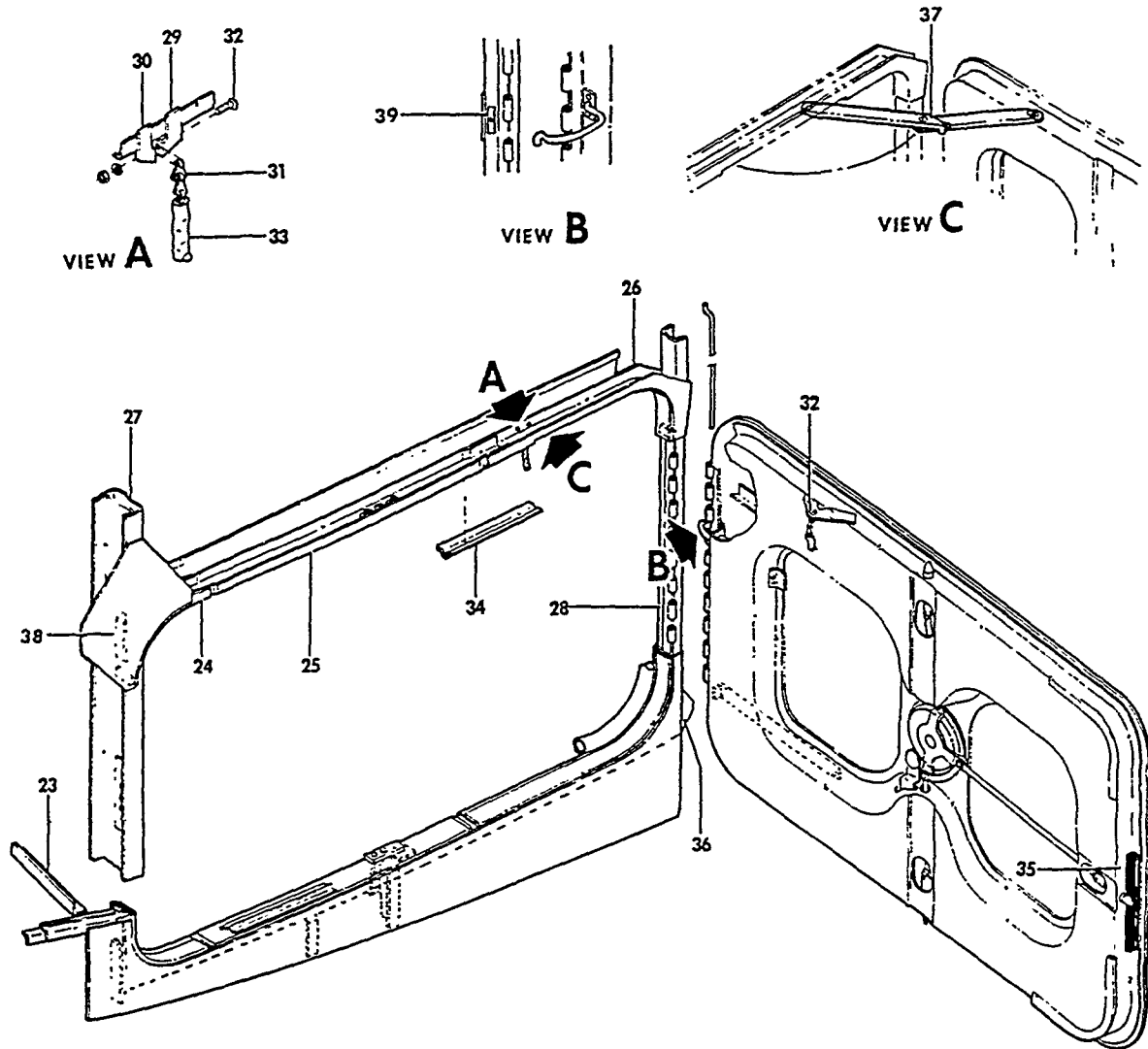


V35B-107-4

B E E C H C R A F T
B O N A N Z A V 3 5 B
I L L U S T R A T E D P A R T S C A T A L O G

FIG. & ITEM NO.	PART NO.	DESCRIPTION	UNITS PER ASSY	USABLE ON CODE
		1 2 3 4 5 6 7		
107	96-420016-233	DOOR INSTL,UTILITY BAGGAGE.	NP	1
	96-420138-1	DOOR INSTL,UTILITY BAGGAGE.	NP	2
	96-420016-203	. DOOR ASSY,UTILITY BAGGAGE	1	1
	R 002-430077-21	. DOOR ASSY,UTILITY BAGGAGE/REPL 96-421016-247/ /ATTACHING PARTS/	1	2
- 1	35-410070-14	. PIN,HINGE	1	
	R 002-430077-19	. . PAN,BAGGAGE DOOR.	1	2
- 2	96-420016-97	. . HINGE,BAGGAGE DOOR HALF	1	1
	R 002-430048-13	. . HINGE,BAGGAGE DOOR HALF	1	2
- 3	R 35-410214-5	. . STOP ASSY,BAGGAGE DOOR.	1	1
	3003	. . BOLT ASSY,UTILITY BAGGAGE DOOR.	1	
- 3A	R DYD1441	. . . ESCUTCHEON ASSY /OUTSIDE/	1	
	DYD1441-1	. . . CUP	1	
	DG15-5	. . . BEARING,SPINDLE	1	
	AR2606-1	. . . ESCUTCHEON ASSY /INSIDE/	1	
	DY1501-1	. . . ESCUTCHEON ASSY	1	
	DY318-1 CUP	1	
	DG15-5	. . . BEARING,SPINDLE	1	
	MS16562-25	. . . PIN,SPRING.	1	
- 4	DY1499	. . . HANDLE ASSY	1	
	DY1498	. . . HANDLE ASSY /WITH SPINDLE/	1	
- 5	R 96-420016-159	. . STRIKER,UTILITY BAGGAGE DOOR.	1	1
	R 002-430077-11	. . STRIKER,UTILITY BAGGAGE DOOR.	1	2
	R 131301-12500	. . SEAL,AFT BAGGAGE DOOR	1	
- 6	79-032-156-0562	. . PIN,ROLL /HANDLE ATTACHING/	2	
	96-420016-135	. . LOCK ASSY,UTILITY BAGGAGE DOOR.	1	
- 7	96-420016-161	. . CAM	1	
- 8	F6608EX2	. . PLUG	1	
- 9	R 96-420016-95	. . ANGLE,LOWER AFT	1	1
- 10	R 96-420016-27	. . ANGLE,LOWER AFT	1	1
- 11	R 96-420016-11	. . FILLER.	2	1
- 12	R 96-420016-15	. . SILL ASSY,AFT LOWER	1	1
- 13	R 96-420016-55	. . STRIP,SEAL.	2	1
		/ATTACHING PARTS/		
	PK65A4-6	. . SCREW	12	
	PK76-2-6	. . SCREW	13	
- 14	R 96-420016-5	. . CHANNEL,LOWER	1	1
- 15	96-420016-29	. . BLOCK,STRIKER	2	1
	96-420016-217	. . BLOCK,STRIKER	1	1
		/ATTACHING PARTS/		
- 16	MS27039-1-12	. . SCREW	2	
	R NAS1329A3K80	. . NUTPLATE.	2	
- 17	R 96-420016-17	. . CLIP,DOOR FRAME	1	1
- 18	96-420016-13	. . STIFFENER,LOWER DOOR SILL	1	1
	96-420016-251	. . STIFFENER,LOWER DOOR SILL	1	2
- 19	96-420016-177	. . DOUBLER,LOWER AFT BAGGAGE DOOR.	1	
- 19A	R 96-420016-1	. . DOUBLER,UPPER AFT BAGGAGE DOOR.	1	2
- 20	R 96-420016-121	. . CHANNEL,LOWER	1	1
- 21	R 96-420016-9	. . SILL ASSY,FWD LOWER	1	1
- 22	R 96-420016-101	. . DOUBLER,AFT	1	1

BEECHCRAFT
BONANZA V35B
ILLUSTRATED PARTS CATALOG



V35B-107.7

B E E C H C R A F T
B O N A N Z A V 3 5 B
I L L U S T R A T E D P A R T S C A T A L O G

FIG. & INDEX NO.	PART NO.	DESCRIPTION	1 2 3 4 5 6 7							UNITS PER ASSY	USABLE ON CODE	
			1	2	3	4	5	6	7			
107	- 23	R 96-420016-167	•	•	•	•	•	•	•	•	1	1
	- 24	R 96-420016-71	•	•	•	•	•	•	•	•	1	1
	- 25	R 96-420016-21	•	•	•	•	•	•	•	•	1	1
	- 26	R 96-420016-73	•	•	•	•	•	•	•	•	1	1
	- 27	R 96-420016-25	•	•	•	•	•	•	•	•	1	1
	- 28	R 96-420016-99	•	•	•	•	•	•	•	•	1	1
	- 29	R 96-420016-103	•	•	•	•	•	•	•	•	1	1
	- 30	R 96-420016-104	•	•	•	•	•	•	•	•	1	1
	- 31	R NAS1455C8-16	•	•	•	•	•	•	•	•	1	1
		/ATTACHING PARTS/										
	- 32	R AN515-8R10	•	•	•	•	•	•	•	•	2	
		MS20365-832	•	•	•	•	•	•	•	•	2	

	- 33	R 106242-5-01550	•	•	•	•	•	•	•	•	1	1
	- 34	R 96-420016-55	•	•	•	•	•	•	•	•	1	1
		R 96-420016-57	•	•	•	•	•	•	•	•	1	1
	- 35	R 96-420016-59	•	•	•	•	•	•	•	•	1	1
	- 36	R 002-430048-17	•	•	•	•	•	•	•	•	1	2
		R 002-430048-19	•	•	•	•	•	•	•	•	1	2
		R 002-430048-13	•	•	•	•	•	•	•	•	3	2
		/ATTACHING PARTS/										
		R AN525-10R7	•	•	•	•	•	•	•	•	6	
		R MS21069L3	•	•	•	•	•	•	•	•	6	

		R 002-430048-25	•	•	•	•	•	•	•	•	1	2
	- 37	R 96-420140-1	•	•	•	•	•	•	•	•	1	2
		/ATTACHING PARTS/										
		R 35-410456-17	•	•	•	•	•	•	•	•	2	
		R AN960-10L	•	•	•	•	•	•	•	•	1	
		169-420010-85	•	•	•	•	•	•	•	•	2	
		R NAS1329S3K80	•	•	•	•	•	•	•	•	1	
		R MS21069L3	•	•	•	•	•	•	•	•	1	

	- 38	R 35-410160-32	•	•	•	•	•	•	•	•	1	1
	- 39	R 35-410180-14	•	•	•	•	•	•	•	•	1	1

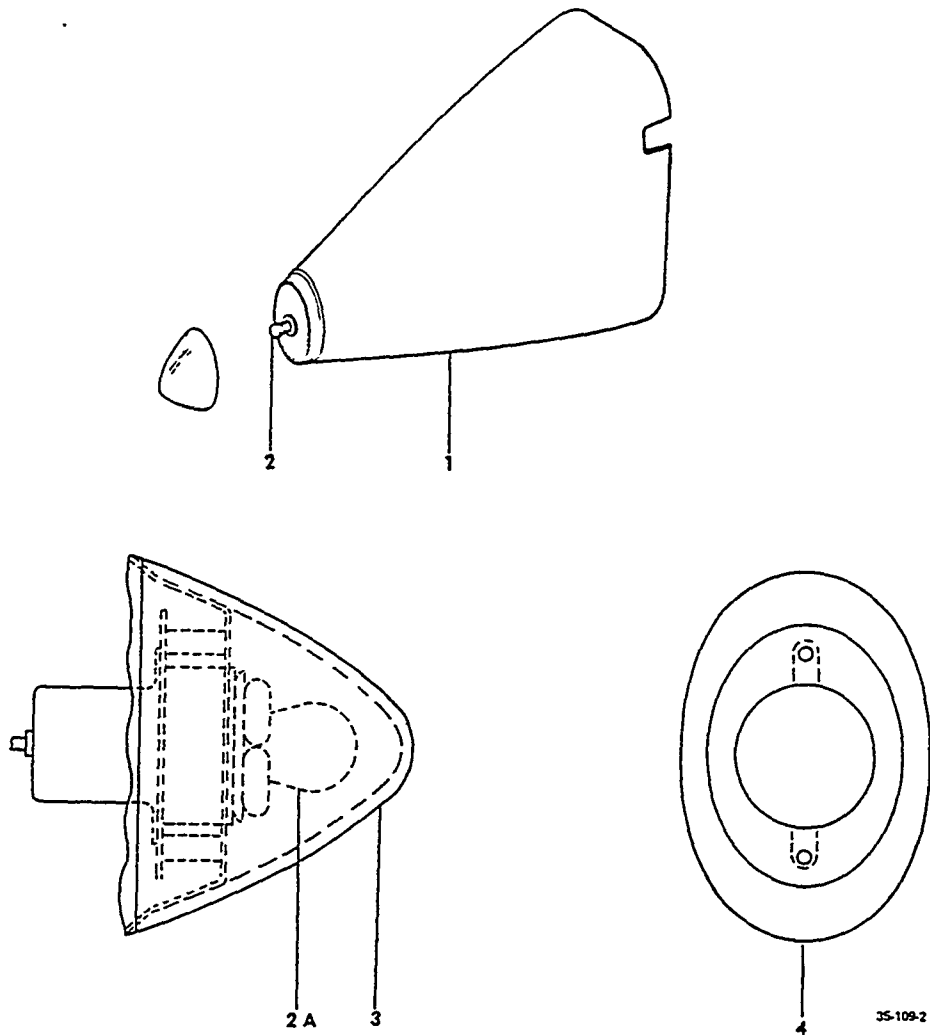
C O D E S O F E F F E C T I V I T Y

1 D-9069 THRU D-9640 2 D-9641 AND AFTER

B E E C H C R A F T
B O N A N Z A V 3 5 B
I L L U S T R A T E D P A R T S C A T A L O G

FIGURE 109
TAIL CONE
D-9069 THRU D-10509

BEECHCRAFT
BONANZA V35B
ILLUSTRATED PARTS CATALOG



B E E C H C R A F T
B O N A N Z A V 3 5 B
I L L U S T R A T E D P A R T S C A T A L O G

FIG. & ITEM NO.	PART NO.	DESCRIPTION							UNITS PER ASSY	USABLE ON CODE	
		1	2	3	4	5	6	7			
109	R 002-440033-9	CONE ASSY, TAIL/WITHOUT STROBE LIGHT/							1	8	
	002-440033-43	CONE ASSY, TAIL/WITHOUT STROBE LIGHT/							1	5	
	36-360016-11	CONE ASSY, TAIL/WITH STROBE LIGHT/							1	1	
	36-360016-25	CONE ASSY, TAIL/WITH STROBE LIGHT/							1	7	
	36-360016-33	CONE ASSY, TAIL/WITH STROBE LIGHT/							1	6	
	36-360016-37	CONE ASSY, TAIL/WITH STROBE LIGHT/							1	5	
		/ATTACHING PARTS/									
		PK76X2-8-6	SCREW							12	
		NAS395-16-1	NUT							12	

		33-440000-1	. COVER ASSY /WITHOUT STROBE LIGHT/							1	1
		002-440033-23	. COVER ASSY /WITHOUT STROBE LIGHT/							1	2
	- 1	R 002-440033-35	. WELD ASSY, TAIL CONE SHELL							1	3
			/WITHOUT STROBE LIGHT/								
		36-360016-15	. WELD ASSY, TAIL CONE SHELL/WITH STROBE LIGHT/.							1	2
- 2	R 002-440033-29	. LIGHT ASSY, NAVIGATION/WITHOUT STROBE LIGHT/							1	8	
	36-364001-11	. LIGHT ASSY, NAVIGATION/WITHOUT STROBE LIGHT/							1	5	
- 2A	30-0815-3	. LIGHT ASSY, NAVIGATION/WITH STROBE LIGHT/.							1	4	
	30-0815-1	. LIGHT ASSY, NAVIGATION/WITH STROBE LIGHT/.							1	5	
		/ATTACHING PARTS/									
	AN515-6R12	. SCREW /WITHOUT STROBE LIGHT/.							2		
	MS35206-231	. SCREW /WITH STROBE LIGHT/							2		
	NAS488-5-1	. NUT /WITHOUT STROBE LIGHT/.							2		
	NAS1329A0675	. RIVNUT /WITH STROBE LIGHT/.							2		

	35-364010-2	. . BULB /WITHOUT STROBE LIGHT/							1	1	
	R 633	. . LAMP/WITH STROBE LIGHT/14 VOLT/							1	4	
	R 678	. . LAMP/WITH STROBE LIGHT/28 VOLT/							1	5	
- 3	002-440033-23	. LENS, TAIL CONE NAVIGATION LIGHT							1	3	
	31-1745	. FLASH TUBE ASSY /WITH STROBE LIGHT/							1	2	
		/ATTACHING PARTS/									
	AN525-832R8	. SCREW							4		
	NAS1329A08K75	. RIVNUT							4		

- 4	002-440033	. END, PLATE /WITHOUT STROBE LIGHT/.							1	1	
	58-360028-35	. END, PLATE /WITH STROBE LIGHT/							1	2	
	130342-3	. SEAL							1	2	

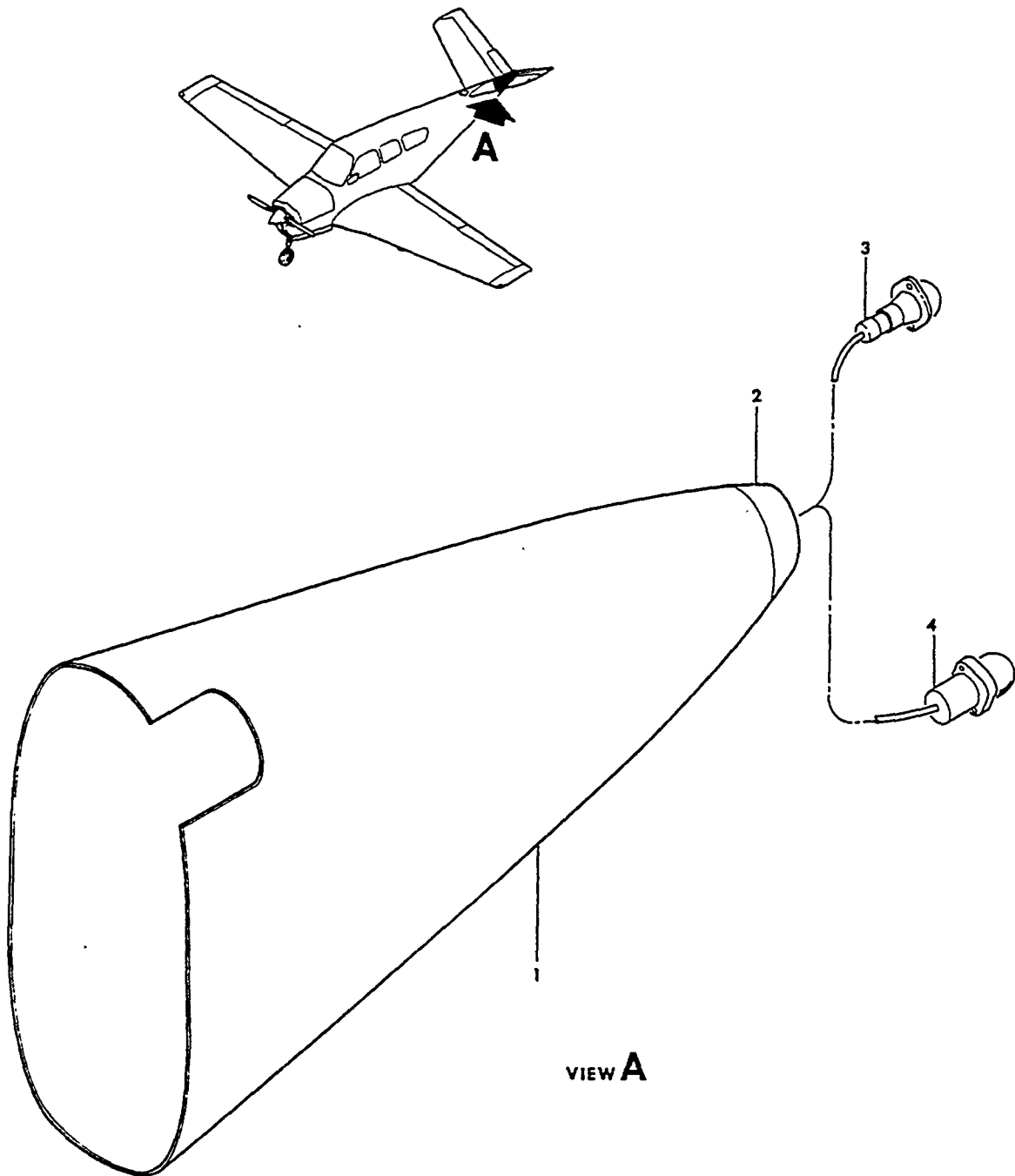
C O D E S O F E F F E C T I V I T Y

1	D-9290 THRU D-9564	2	D-9565 AND AFTER
3	D-9069 AND AFTER	4	D-9565 THRU D-10096 D-10098 THRU D-10119
5	D-10097, D-10120 AND AFTER	6	D-9963 THRU D-10096, D-10098 THRU D-1011
7	D-9565 THRU D-9962	8	D-9069 THRU D-10096 D-10098 THRU D-10119

BEECHCRAFT
BONANZA V35B
ILLUSTRATED PARTS CATALOG

FIGURE 109A
TAIL CONE
D-10510

BEECHCRAFT
BONANZA V35B
ILLUSTRATED PARTS CATALOG



35-109A-6

FIGURE 109A.TAIL CONE

B E E C H C R A F T
B O N A N Z A V 3 5 B
I L L U S T R A T E D P A R T S C A T A L O G

FIG. & INDEX NO.	PART NO.	1	2	3	4	5	6	7	DESCRIPTION	UNITS PER ASSY	USABLE ON CODE
109A	R 002-440039-1	TAIL CONE INSTL/W/O STROBE/							NP	1	
	R 002-440039-35	TAIL CONE INSTL/W/ STROBE/.							NP	1	
	R MS24621-30	SCREW							9		
	R MS35206-245	SCREW							2		
		-----*									
	R 002-440039-7	. . CONE ASSY/W/O STROBE/							1	1	
	R 002-440039-27	. . CONE ASSY/W/ STROBE/.							1	1	
- 1	R 002-440039-19	. . CONE.							1	1	
		/ATTACHING PARTS/									
	R NAS395-16-3	. . CLIPNUT							10		
	R MS21059L08	. . NUTPLATE.							2		
		-----*									
- 2	R 002-440039-25	. . TIP ASSY.							1	1	
	R 002-440039-33 TIP							1	1	
	R MS21073L06 NUTPLATE.							2	1	
- 3	R 36-364001-11	. . NAV LIGHT ASSY.							1	1	
		/ATTACHING PARTS/									
	R MS35206-230	. . SCREW							2		
	R TM2S6	. . TY-RAP MOUNT.							6		
	R MS3367-1	. . TY-RAP.							3		
		-----*									
- 4	R A500828	. . STROBE LIGHT ASSY							1	1	
		/ATTACHING PARTS/									
	R MS35206-233	. . SCREW							2		
	R TM2S6	. . TY-RAP MOUNT.							6		
	R MS3367-1	. . TY-RAP.							6		
		-----*									
	R A425 RETAINER,LENS							1	1	
	R A457A LENS.							1	1	
	R A455 GASKET.							1	1	
	R A510 LAMP ASSY							1	1	
	R A506 FLASH TUBE & SOCKET ASSY.							1	1	

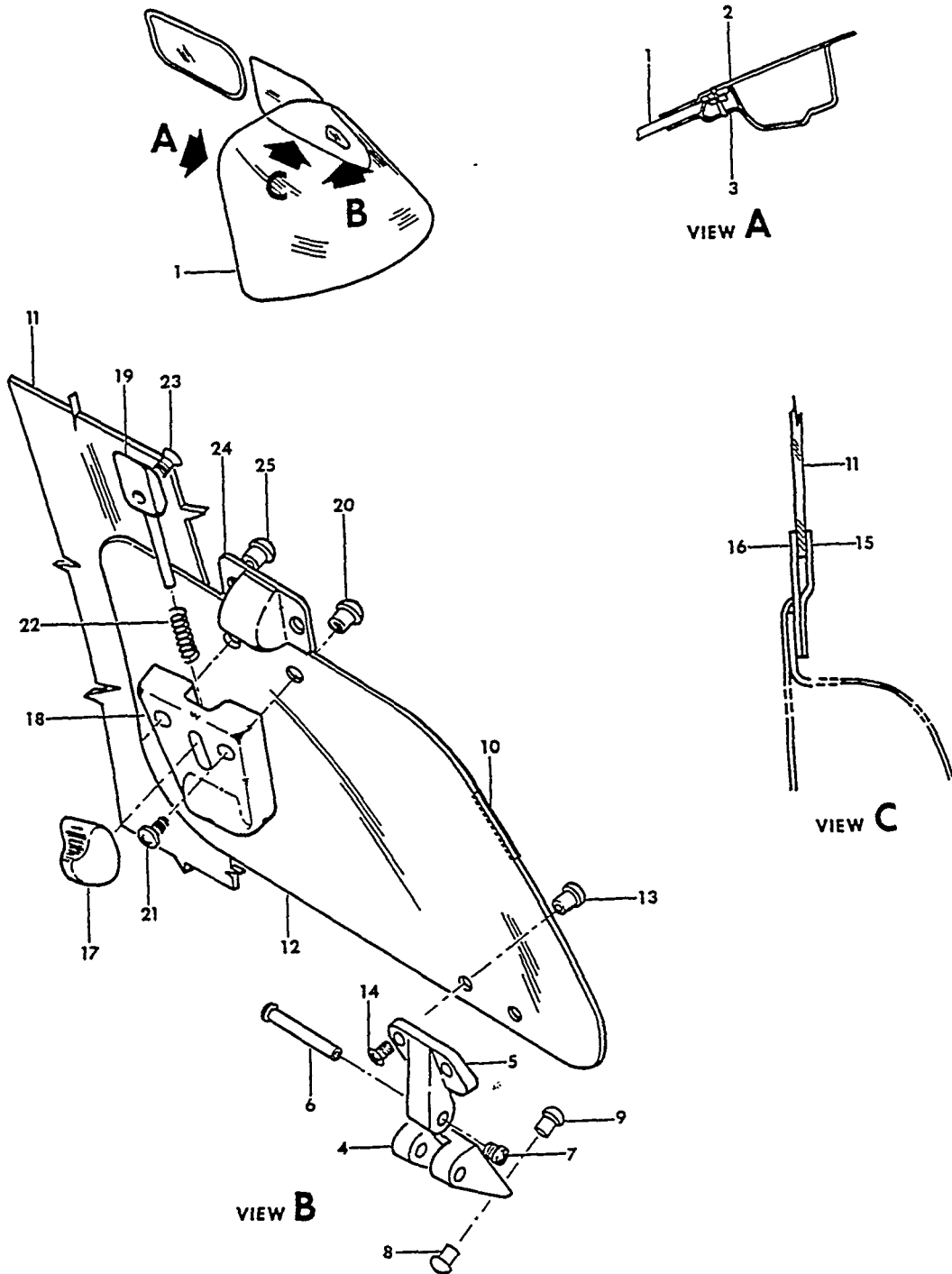
C O D E S O F E F F E C T I V I T Y

1 D-10510 AND AFTER

B E E C H C R A F T
B O N A N Z A V 3 5 B
I L L U S T R A T E D P A R T S C A T A L O G

FIGURE 110
WINDSHIELD AND WINDOWS

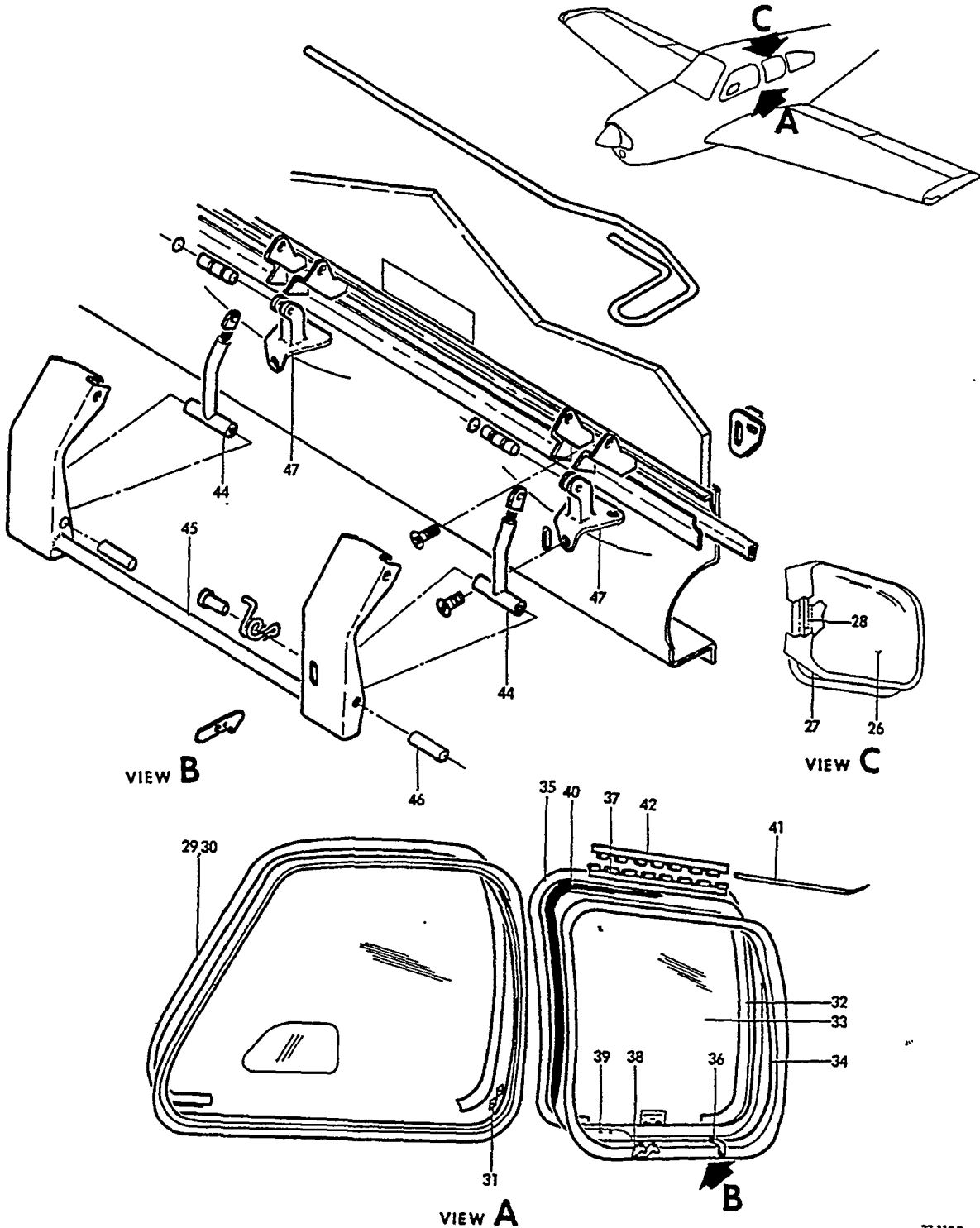
BEECHCRAFT
 BONANZA V35B
 ILLUSTRATED PARTS CATALOG



B E E C H C R A F T
B O N A N Z A V 3 5 8
I L L U S T R A T E D P A R T S C A T A L O G

FIG. & INDEX NO.	PART NO.	DESCRIPTION	UNITS PER ASSY	USABLE ON CODE
110	35-410291-207	WINDOW INSTL,CABIN /TINTED WINDSHIELD/	NP	11
	35-410291-209	WINDOW INSTL,CABIN /CLEAR WINDSHIELD/	NP	11
	002-430008-13	CABIN ASSY,UPPER.	NP	12
	96-420030-1	• WINDSHIELD INSTL/TINTED/	NP	11
	96-420030-3	• WINDSHIELD INSTL/CLEAR/	NP	11
- 1	002-430051-21	• WINDSHIELD ASSY /1 PIECE TINTED/	1	
	002-430051-3	• WINDSHIELD ASSY /1 PIECE CLEAR/	1	
- 2	35-410315	• CLIP,MOULDING	16	1
- 3	35-410474-49	• MOULDING.	1	1
	35-410474-50	• MOULDING.	1	1
		/ATTACHING PARTS/		
	PK84XA4-4	• SCREW	16	
	#576 PRESSTITE	• SEALER.	AR	
	002-430052-1	• WINDOW ASSY,CABIN FWD LH /TINTED/	1	
- 4	002-430052-15	• HINGE,STORM WINDOW HALF	2	
- 5	002-430052-17	• HINGE,STORM WINDOW HALF	2	
- 6	D4023X1-1/4	• NUT,POST.	1	
- 7	D366	• SCREW	1	
- 8	D4023-3/8	• NUT,POST.	2	
- 9	D366	• SCREW	4	
- 10	002-430052-19	• SEAL/30.0 LONG/	1	
	002-430052-3	• WINDOW ASSY,PREFIT LH & STORM	1	
- 11	002-430052-11	• WINDOW,LH FWD CABIN	1	
- 12	35-410291-217	• WINDOW,STORM.	1	
- 13	D4023X1/2	• NUT,POST.	4	
- 14	D366	• SCREW	4	
- 15	35-410291-213	• FRAME,STORM WINDOW.	1	
- 16	35-410291-215	• RETAINER.	1	
	002-430052-21	• LATCH ASSY,STORM WINDOW	1	
- 17	58-420062-1	• KNOB.	1	
- 18	58-420065-3	• COVER	1	
- 19	58-420064-1	• CATCH	1	
		/ATTACHING PARTS/		
- 20	D4023 5/8	• NUT,POST.	2	
- 21	D366	• SCREW	2	
- 22	100943CR-2D020L	• SPRING.	1	
- 23	MS24693N8273	• SCREW	1	
- 24	58-420063-1	• STRIKER	1	
		/ATTACHING PARTS/		
- 25	D4023 1/4	• NUT,POST.	2	
	D366	• SCREW	2	

BEECHCRAFT
 BONANZA V35B
 ILLUSTRATED PARTS CATALOG



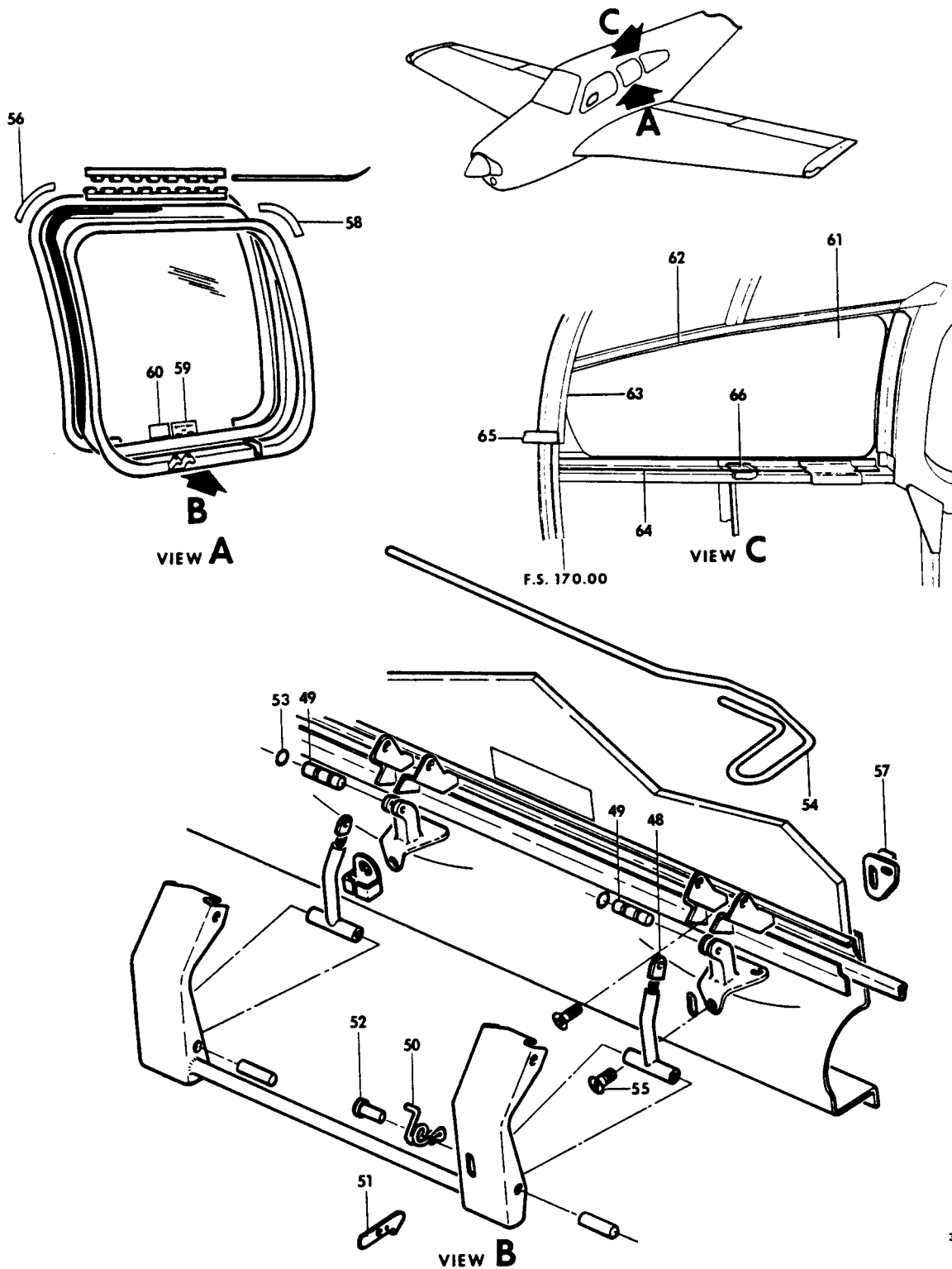
33-1102

FIGURE 110. WINDSHIELD AND WINDOWS
 /SHEET 2 OF 4 SHEETS/

B E E C H C R A F T
B O N A N Z A V 3 5 B
I L L U S T R A T E D P A R T S C A T A L O G

FIG. & INDEX NO.	PART NO.	DESCRIPTION	1 2 3 4 5 6 7							UNITS PER ASSY	USABLE ON CODE
			1	2	3	4	5	6	7		
110 - 26	33-410010-1	• GLASS,LH CENTER WINDOW.								1	1
	33-410010-2	• GLASS,RH CENTER WINDOW.								1	1
- 27	33-410010-3	• FRAME,LH CENTER WINDOW.								1	1
	33-410010-4	• FRAME,RH CENTER WINDOW.								1	1
- 28	35-410291-227	• SHIM.								1	1
- 29	35-410291-175	• MOULDING,CABIN WINDOW								1	1
		/ATTACHING PARTS/									
- 30	PK84XA4-4	• SCREW								19	
		↓									
- 31	35-410315	• CLIP,WINDOW MOULDING.								19	1
- 32	002-430053-1	• WINDOW ASSY,LH CENTER								1	
	002-430053-2	• WINDOW ASSY,RH CENTER								1	
- 33	002-430053-9	• • GLASS,LH CENTER WINDOW/TINTED/.								1	
	002-430053-10	• • GLASS,RH CENTER WINDOW/TINTED/.								1	
- 34	002-430053-5	• • FRAME,LH.								1	
- 35	002-430053-6	• • FRAME,RH.								1	
	002-430053-7	• • RETAINER,LH								1	
	002-430053-8	• • RETAINER,RH								1	
- 36	002-430053-13	• • SPACER.								4	
- 37	002-430053-15	• • HINGE,HALF.								2	
- 38	002-430053-17	• • SUPPORT,LATCH								2	
		/ATTACHING PARTS/									
- 39	AN507-832R9	• • SCREW								3	
	MS20364-832	• • NUT								3	
		↓									
- 40	002-430008-139	• SEAL,WINDOW								1	7
	002-430008-287	• SEAL,WINDOW								1	8
	002-430008-285	• RETAINER,WINDOW SEAL/LH/.								1	8
	002-430008-286	• RETAINER,WINDOW SEAL/RH/.								1	8
- 41	002-430008-171	• PIN,HINGE								1	
- 42	002-430008-169	• HINGE,HALF.								1	
	35-410291-631	• LATCH ASSY,OPENABLE WINDOW LH								1	2
	35-410291-632	• LATCH ASSY,OPENABLE WINDOW RH								1	2
	35-410291-641	• LATCH ASSY,OPENABLE WINDOW LH								1	6
	35-410291-642	• LATCH ASSY,OPENABLE WINDOW RH								1	6
	002-430055-1	• LATCH ASSY,OPENABLE WINDOW LH								1	5
	002-430055-2	• LATCH ASSY,OPENABLE WINDOW RH								1	5
	106-530108-5	• LATCH ASSY,OPENABLE WINDOW LH AND RH.								1	13
		/SEE FIG 110A/									
- 43		• • DELETED									
- 44	002-430055-5	• • LINK ASSY,.								2	5
- 45	002-430055-3	• • HANDLE ASSY,LH.								1	5
	002-430055-4	• • HANDLE ASSY,RH.								1	5
- 46	0.187X0.50	• • PIN,TYPE E DRIVE.								4	5
- 47	002-430055-19	• • SUPPORT,WINDOW LATCH MECHANISM.								2	5

BEECHCRAFT
 BONANZA V35B
 ILLUSTRATED PARTS CATALOG

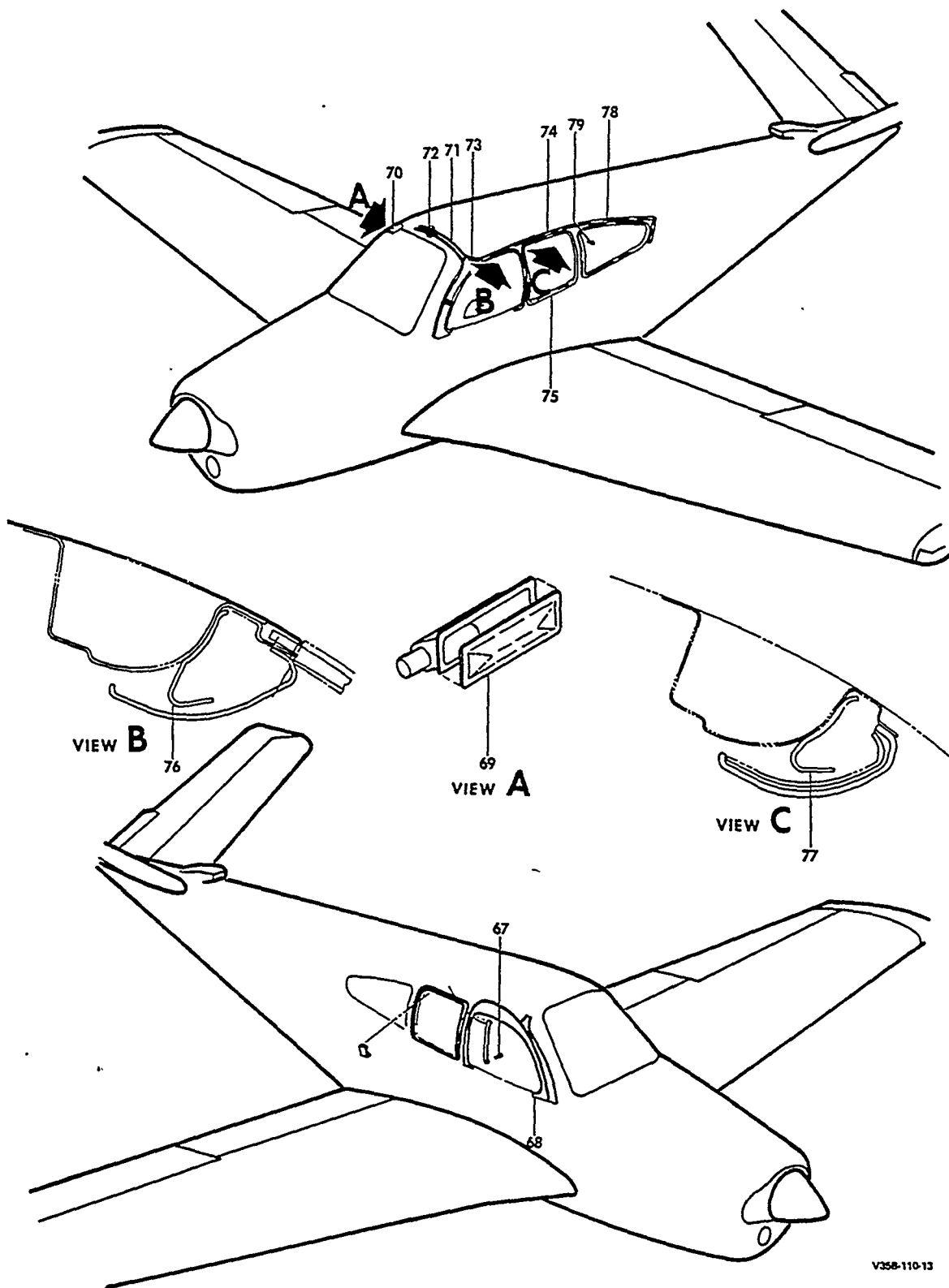


33-110-20

B E E C H C R A F T
B O N A N Z A V 3 5 8
I L L U S T R A T E D P A R T S C A T A L O G

FIG. & INDEX NO.	PART NO.	DESCRIPTION	1	2	3	4	5	6	7	UNITS PER ASSY	USABLE ON CODE
110 - 48	002-430055-21	. LINK, WINDOW ADJUSTING	2	
- 49	35-410317	. . PIN	2	
- 50	002-430055-25	. . SPRING, LH	1	
	002-430055-26	. . SPRING, RH	1	
- 51	35-415311-1	. . LATCH	1	2
	58-420057-3	. . LATCH	1	6
	002-430055-29	. . LATCH	1	5
- 52	MS20392-1C15	. . PIN	1	
	MS24665-132	. . PIN, COTTER	1	
- 53	NAS51-18N	. . RING, SNAP	4	
- 54	35-410316	. PIN, LH WINDOW RELEASE	1	4
	002-430008-135	. PIN, LH WINDOW RELEASE	1	5
	002-430008-136	. PIN, RH WINDOW RELEASE	1	
- 55	AN25-10R10	. SCREW	4	
- 56	002-430008-173	. SHIM	1	
- 57	35-410309-1	. CATCH ASSY, LH	1	2
	35-415309-2	. CATCH ASSY, RH	1	2
	002-430008-183	. CATCH, LH & RH	2	3
- 58	002-430008-175	. SHIM	1	
- 59	35-410329 W-C	. PLACARD, WINDOW/WHITE ON CLEAR/.	1	1
	35-410329 B-C	. PLACARD, WINDOW/BLACK ON CLEAR/.	1	1
- 60	35-534352-3	. PLACARD, CENTER WINDOW	1	1
	96-430010-83	. WINDOW INSTL, AFT.	NP	9
	002-430000-23	. FUSELAGE ASSY, CABIN	NP	10
	95-430015-93	. MOULDING, LH AFT WINDOW	1	1
	95-430015-94	. MOULDING, RH AFT WINDOW	1	1
		/ ATTACHING PARTS/									
	NAS384-6-8P	. SCREW	16	
	NAS391-6P	. WASHER	16	
- 61	002-430000-117	. GLASS, LH AFT WINDOW	1	
	002-430000-118	. GLASS, RH AFT WINDOW	1	
	96-430010-53	. GUSSET, AFT WINDOW	1	
- 62	002-430000-121	. ANGLE, LH	1	
	002-430000-122	. ANGLE, RH	1	
		/ ATTACHING PARTS/									
	AN530-8	. SCREW	AR	
- 63	002-400000-61	. ANGLE, LH	1	
	002-400000-62	. ANGLE, RH	1	
	35-115276	. CLIP, LH/STA 170/.	1	
	35-115276-1	. CLIP, RH/STA 170/.	1	
- 64	002-430000-119	. ANGLE, LH	1	
	002-430000-120	. ANGLE, RH	1	
	002-430065-1	. ZEE, LH	1	
	002-430008-155	. ZEE, RH	1	
- 65	96-430010-37	. STRINGER, LH/STA 170 TO 248/.	1	1
	96-430010-38	. STRINGER, LH/STA 170 TO 248/.	1	1
	108424-2	. CLIP, LH LOWER	5	
- 66	96-430010-73	. ANGLE, RH LOWER	1	
	002-400000-57	. CLIP	2	

BEECHCRAFT
 BONANZA V35B
 ILLUSTRATED PARTS CATALOG



V35B-110-13

B E E C H C R A F T
B O N A N Z A V 3 5 B
I L L U S T R A T E D P A R T S C A T A L O G

FIG. & ITEM NO.	PART NO.	1 2 3 4 5 6 7	DESCRIPTION	UNITS PER ASSY	USABLE ON CODE
110	002-400000-123	.	ANGLE, LH FWD WINDOW FRAME	1	
	002-400000-124	.	ANGLE, RH FWD WINDOW FRAME	1	
			/ATTACHING PARTS/		
	AN530-8	.	SCREW	AR	
	002-430008-151	.	ZEE, LH FWD WINDOW FRAME	1	
	002-430000-125	.	CHANNEL, RH LWR.	1	
	002-430008-157	.	ZEE, LH.	1	
	002-430008-158	.	ZEE, RH.	1	
	58-530171-3	.	MOULDING, RH FWD	1	5
	58-530169-3	.	MOULDING, RH OPENABLE WINDOW	1	5
	58-530134-11	.	HANDLE.	1	5
			/ATTACHING PARTS/		
- 67	NAS387-1032-16P	.	SCREW	2	
	R 58-530258-1	.	PLACARD, EMERGENCY EXIT INSTRUCTION.	1	
	R 58-530258-3	.	PLACARD, EMERGENCY EXIT INSTRUCTION/ADHESIVE/.	1	
- 68	58-530170-5	.	MOLDING, CABIN DOOR.	1	5
			/ATTACHING PARTS/		
	OH82S8SM16DS25G	.	SCREW	10	
	OH828C16DS25GY	.	SCREW	2	
	58-530084-1	.	CLIP, MOLDING.	7	5
- 69	58-530202-5	.	LENS, COURTESY LIGHT CABIN DOOR.	1	5
- 70	58-530202-7	.	COVER, COURTESY LIGHT CABIN DOOR	1	5
- 71	58-530165-3	.	MOLDING, WINDSHIELD UPPER.	1	5
			/ATTACHING PARTS/		
	OH82S8SM8DS25GY	.	SCREW	4	
	NAS395-17-1	.	NUT, CLIP.	4	
			/ATTACHING PARTS/		
- 72	58-530165-5	.	CLIP, WINDSHIELD UPPER	4	5
	58-530166-3	.	MOLDING ASSY, WINDOW FWD LH.	1	5
- 73	58-530166-5	.	MOLDING, WINDOW FWD LH	1	5
- 74	58-530166-13	.	MOLDING, WINDOW FWD LH /UPPER/	1	5
- 75	58-530166-15	.	MOLDING, WINDOW FWD LH /LOWER/	1	5
			/ATTACHING PARTS/		
	OH828C16DS25GY	.	SCREW	3	
	OH82S8SM16DS25G	.	SCREW	7	
	NAS395-18-1	.	NUT, CLIP.	7	
			/ATTACHING PARTS/		
- 76	58-530166-7	.	CLIP, MOLDING FWD LH	2	5
	58-530166-17	.	CLIP, MOLDING FWD LH /UPPER/	2	5
- 77	58-530166-19	.	CLIP, MOLDING AFT LH /UPPER/	2	5
- 78	96-534131-3	.	MOLDING ASSY, WINDOW AFT LH.	1	5
	96-534131-4	.	MOLDING ASSY, WINDOW AFT RH.	1	5
			/ATTACHING PARTS/		
- 79	OH82S8SM16DS25G	.	SCREW	13	
	OHS8SM24DS25GY	.	SCREW	3	

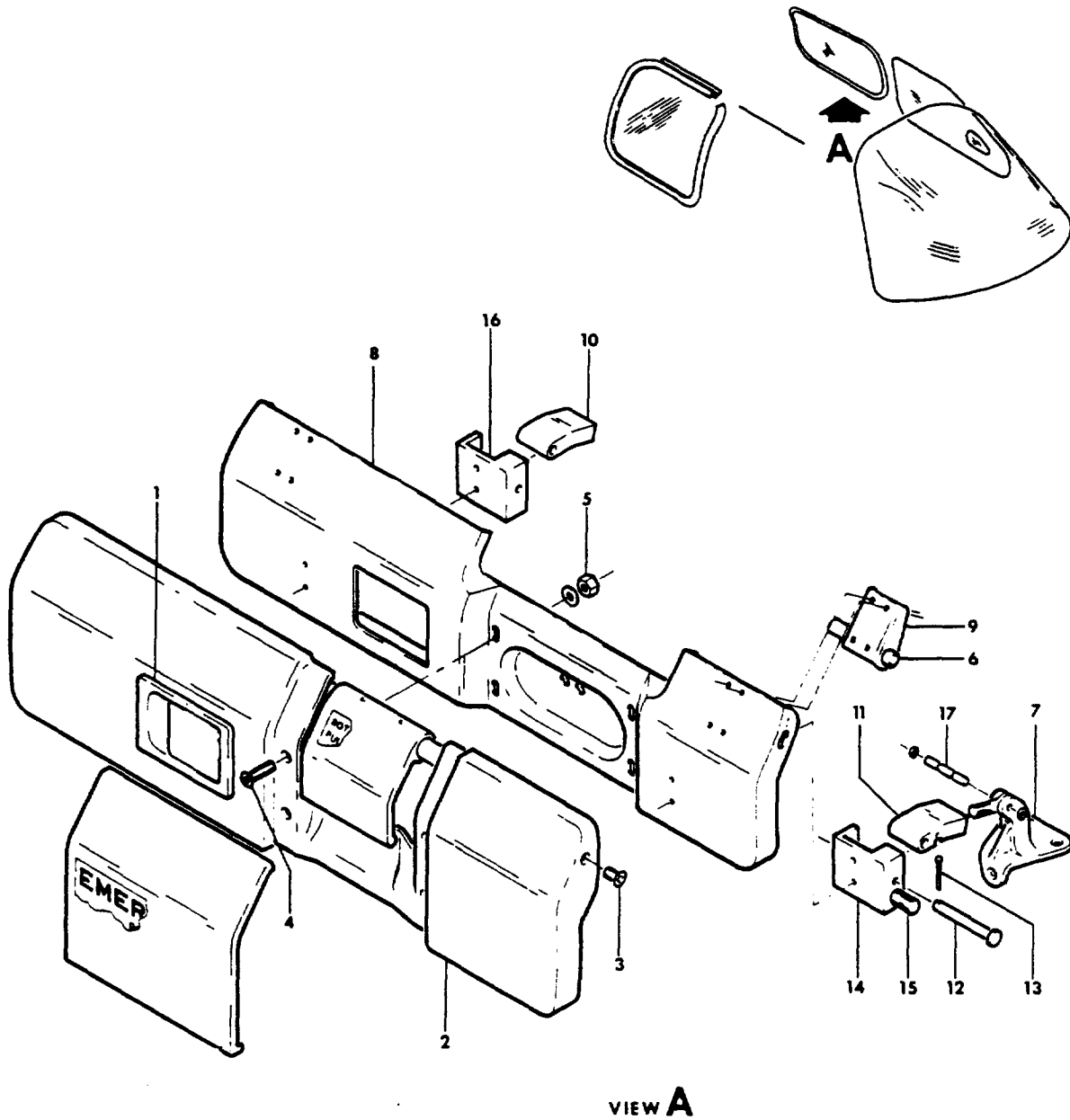
C O D E S O F E F F E C T I V I T Y

- | | | | |
|----|---------------------|----|--------------------|
| 1 | D-9069 THRU D-9286 | 2 | D-9069 THRU D-9431 |
| 3 | D-9432 AND AFTER | 4 | D-9069 THRU D-9537 |
| 5 | D-9538 THRU D-10352 | 6 | D-9432 THRU D-9537 |
| | EXCEPT D-10348" | | |
| 7 | D-9069 THRU D-10100 | 8 | D-10091, D-10099, |
| | EXCEPT D-10091 | | D-10101 AND AFTER |
| | AND D-10099 | | |
| 9 | D-9069 THRU D-10195 | 10 | D-10096 AND AFTER |
| 11 | D-9069 THRU D-9956 | 12 | D-9957 AND AFTER |
| 13 | D-10348, | | |
| | D-10353 AND AFTER | | |

BEECHCRAFT
BONANZA V35B
ILLUSTRATED PARTS CATALOG

FIGURE 110A
OPENABLE WINDOW LATCH
D-10348, D-10353 AND AFTER

BEECHCRAFT
BONANZA V35B
ILLUSTRATED PARTS CATALOG



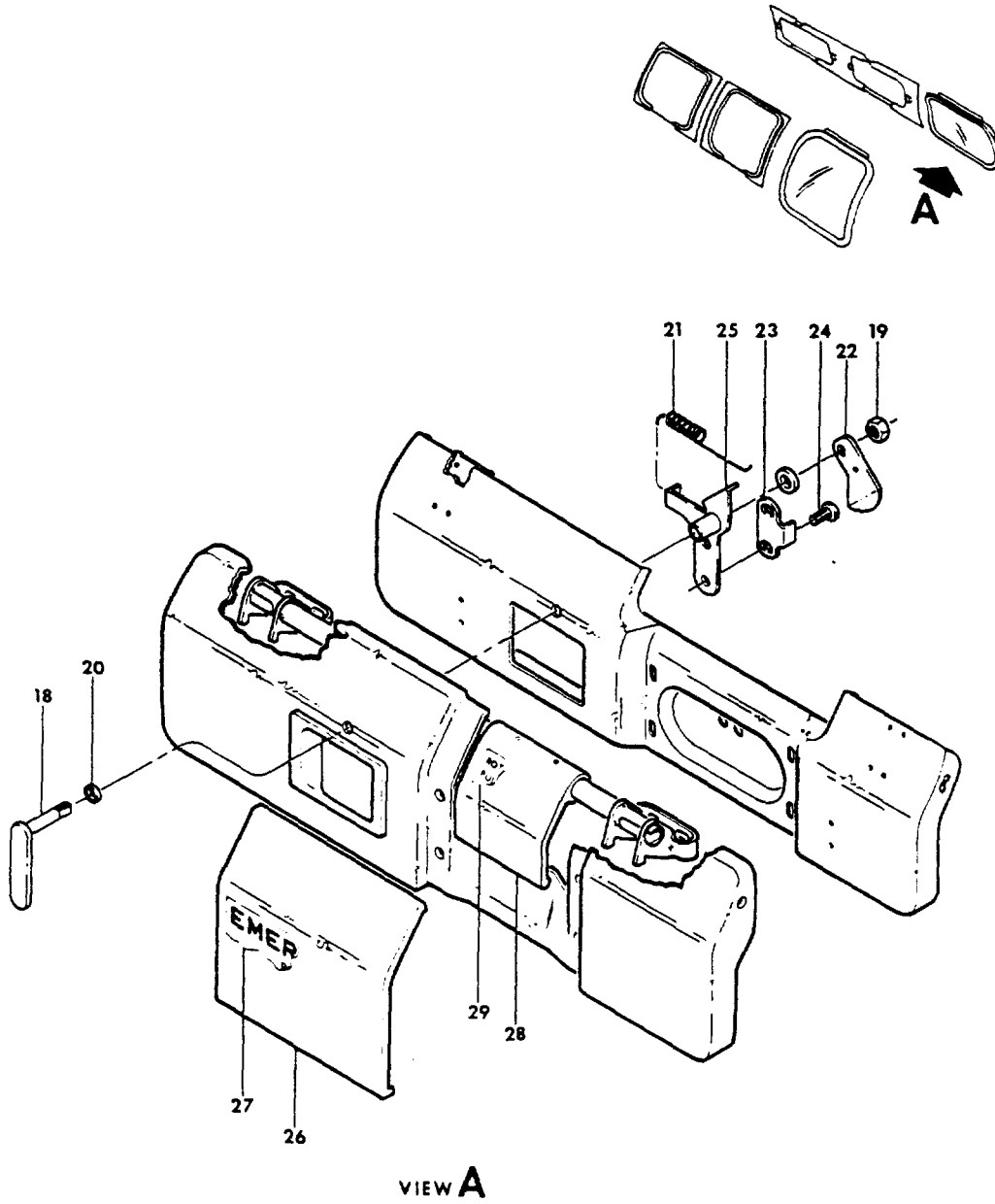
VIEW A

33-110-23

BEECHCRAFT
 BONANZA V35B
 ILLUSTRATED PARTS CATALOG

FIG. & INDEX NO.	PART NO.	DESCRIPTION	UNITS							USABLE ON CODE
			1	2	3	4	5	6	7	
110A	106-530108-5	LATCH ASSY, OPENABLE WINDOW/LH & RH/	1	1
	106-530108-9	LATCH ASSY, OPENABLE WINDOW/LH & RH/	1	2
	106-530108-13	LATCH ASSY, OPENABLE WINDOW/LH & RH/	1	3
- 1	H2829-1	. LATCH/ALT FOR A23092-1/	1	4
	A23092-1	. LATCH/ALT FOR H2829/	1	4
	A23092-5	. LATCH	1	6
	106-530108-7	. HINGE ASSY.	1	1
	106-530108-11	. HINGE ASSY.	1	2
	106-530108-15	. HINGE ASSY.	1	3
- 2	106-530035-7	. PAN ASSY.	1	5
	106-530035-9	. PAN ASSY.	1	3
		/ ATTACHING PARTS /								
- 3	MS24693S50	. . SCREW	2	4
	MS21071L08	. . NUT	2	4
- 4	MS24693S51	. . SCREW	4	4
	AN9608L	. . WASHER	4	4
	NAS430D3-12	. . SPACER	8	4
- 5	MS21083808	. . NUT	4	4
	106-530132-1	. . PLACARD	1	3
- 6	002-430055-21	. . LINK	2	4
- 7	002-430055-19	. . SUPPORT	2	1
- 8	106-530109-1	. . PAN	1	5
	106-530109-3	. . PAN	1	3
	106-530124-1	. . BEARING BLOCK ASSY.	1	4
	106-530124-2	. . BEARING BLOCK ASSY.	1	4
- 9	106-530111-3	. . BRACKET	2	4
	102807-250-120	. . PIN	2	4
- 10	106-530097-5	. . LINK	1	4
- 11	106-530097-7	. . LINK	1	4
- 12	MS2039-2C45	. . PIN	2	4
- 13	MS24665-134	. . PIN	1	4
	106-530096-1	. . EXTRUSION ASSY.	1	4
- 14	106-530096-3	. . BLOCK	1	4
- 15	SLN5N	. . SPRING PLUNGER	1	4
- 16	106-530096-5	. . BLOCK	1	4
- 17	35-410317-1	. . PIN	2	4
	NAS51-18N	. . SNAP RING	2	6

BEECHCRAFT
BOJANZA V35B
ILLUSTRATED PARTS CATALOG



VIEW A

33-110-24

B E E C H C R A F T
B O N A N Z A V 3 5 8
I L L U S T R A T E D P A R T S C A T A L O G

FIG. & ITEM NO.	PART NO.	DESCRIPTION	UNITS PER ASSY	USABLE ON CODE
		1 2 3 4 5 6 7		
110A - 18	106-530130-1	. HANDLE ASSY, OPENABLE WINDOW LOCK. /ATTACHING PARTS/	1	3
- 19	MS21083N3	. NUT	1	3
	R 100951NY062WZ	. WASHER.	1	3
	R AN960-10L	. WASHER.	1	3
- 20	NAS43HT3-3	. SPACER.	1	3
- 21	106-530131-1	. SPRING.	1	3
- 22	106-530130-7	. LATCH	1	3
- 23	106-530130-15	. STRIKER /ATTACHING PARTS/	1	3
- 24	MS35207-261	. SCREW	2	3
	MS35333-39	. LOCKWASHER.	2	3
- 25	106-530130-9	. BRACKET ASSY.	1	3
- 26	106-530050-1	. COVER ASSY, EMER EXIT HANDLE	1	4
- 27	106-530053-1	. PLACARD	1	4
- 28	106-530040-1	HANDLE ASSY, LH & RH /ATTACHING PARTS/	1	4
	MS9048-039	PIN, ROLL.	4	4
- 29	106-530118-1	. PLACARD	1	4
	106-530125-1	STRIKER ASSY. /ATTACHING PARTS/	2	4
	NAS1096-2-6	SCREW	2	4
	AN960-8	WASHER.	2	4

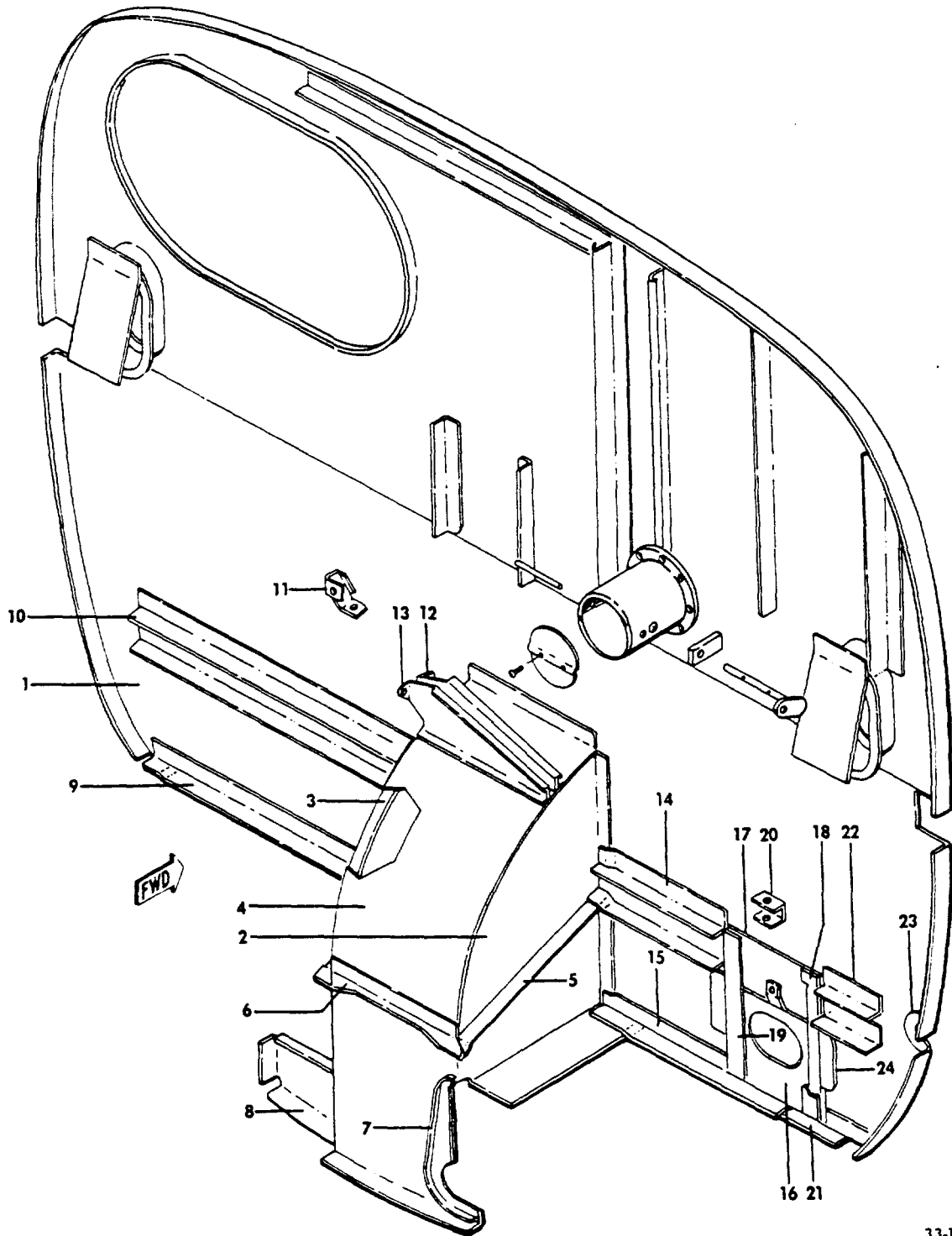
C O D E S O F E F F E C T I V I T Y

1	D-10348	2	D-10353 THRU D-10385
3	D-10386 AND AFTER	4	D-10348, D-10353 AND AFTER
5	D-10348, D-10353 THRU D-10385	6	D-10353 AND AFTER

B E E C H C R A F T
B O N A N Z A V 3 5 B
I L L U S T R A T E D P A R T S C A T A L O G

FIGURE 111
FIREWALL
D-9069 THRU D-9956, EXCEPT D-9928

BEECHCRAFT
BONANZA V35B
ILLUSTRATED PARTS CATALOG

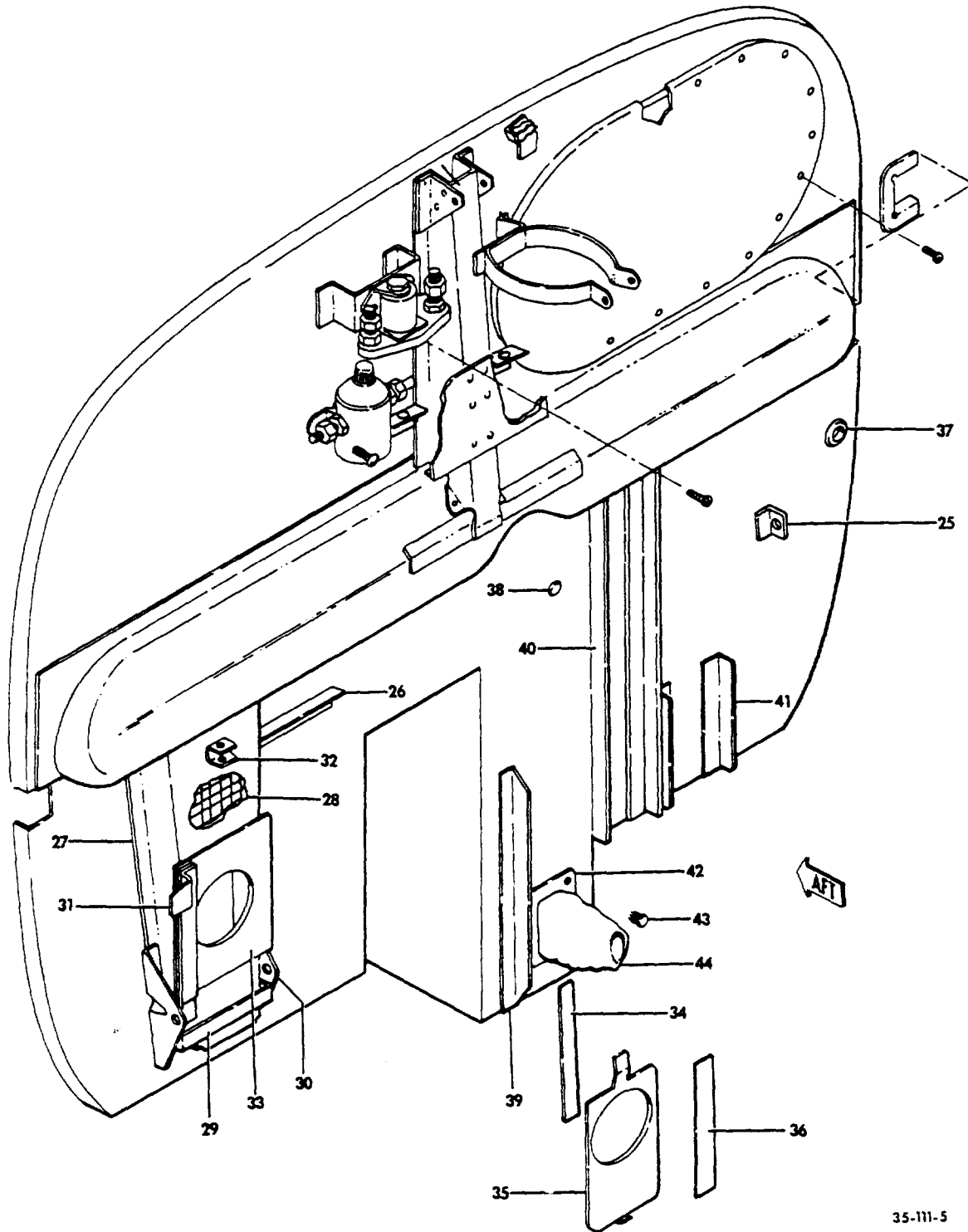


33-111-1

B E E C H C R A F T
B O N A N Z A V 3 5 B
I L L U S T R A T E D P A R T S C A T A L O G

FIG. & INDEX NO.	PART NO.	DESCRIPTION							UNITS PER ASSY	USABLE ON CODE
		1	2	3	4	5	6	7		
111	35-415412-35	FIREWALL INSTL /STA 49/	NP	1
	35-415412-127	FIREWALL INSTL /STA 49/	NP	8
	35-415412-629	. FIREWALL ASSY, LOWER	1	1
	35-415412-637	. FIREWALL ASSY, LOWER	1	2
- 1	35-415412-69	. . PANEL, LOWER FIREWALL.	1	6
	35-415412-133	. . PANEL, LOWER FIREWALL.	1	7
- 2	35-415330-166	. . PANEL, RH WHEEL WELL	1	10
- 3	35-415330-168	. . PANEL, LH WHEEL WELL	1	10
- 4	35-415412-73	. . COVER, WHEEL WELL.	1	10
	35-415330-44	. . ANGLE, WHEEL WELL LH	1	10
- 5	35-415330-45	. . ANGLE, WHEEL WELL RH	1	10
- 6	35-415330-12	. . ANGLE, WHEEL WELL CENTER	1	10
- 7	35-415330-172	. . DOUBLER	1	10
- 8	35-400339-2	. . BRACKET, AILERON CABLE	1	10
- 9	35-415330-42	. . ANGLE	1	10
- 10	35-415330-40	. . ANGLE	2	10
- 11	35-415332-6	. . GUSSET, WHEEL WELL PULLEY BRACKET.	1	10
- 12	35-415332-2	. . BRACKET, WHEEL WELL FWD.	1	10
- 13	35-415332-4	. . BRACKET, WHEEL WELL AFT.	1	10
- 14	35-415412-95	. . ANGLE	2	10
- 15	35-415412-97	. . ANGLE	1	10
- 16	35-420013-21	. . DOOR.	1	10
- 17	35-420013-5	. . PLATE	1	10
- 18	35-420013-7	. . SPACER.	2	10
- 19	35-420013-9	. . STRIP	2	10
- 20	169-910028-13	. . CLIP.	1	10
- 21	35-420013-15	. . ANGLE	1	10
- 22	35-415412-93	. . ANGLE	2	10
- 23	35-415330-170	. . REINFORCEMENT	2	10
- 24	35-550567-35	. . SHIM, DUCT	2	10

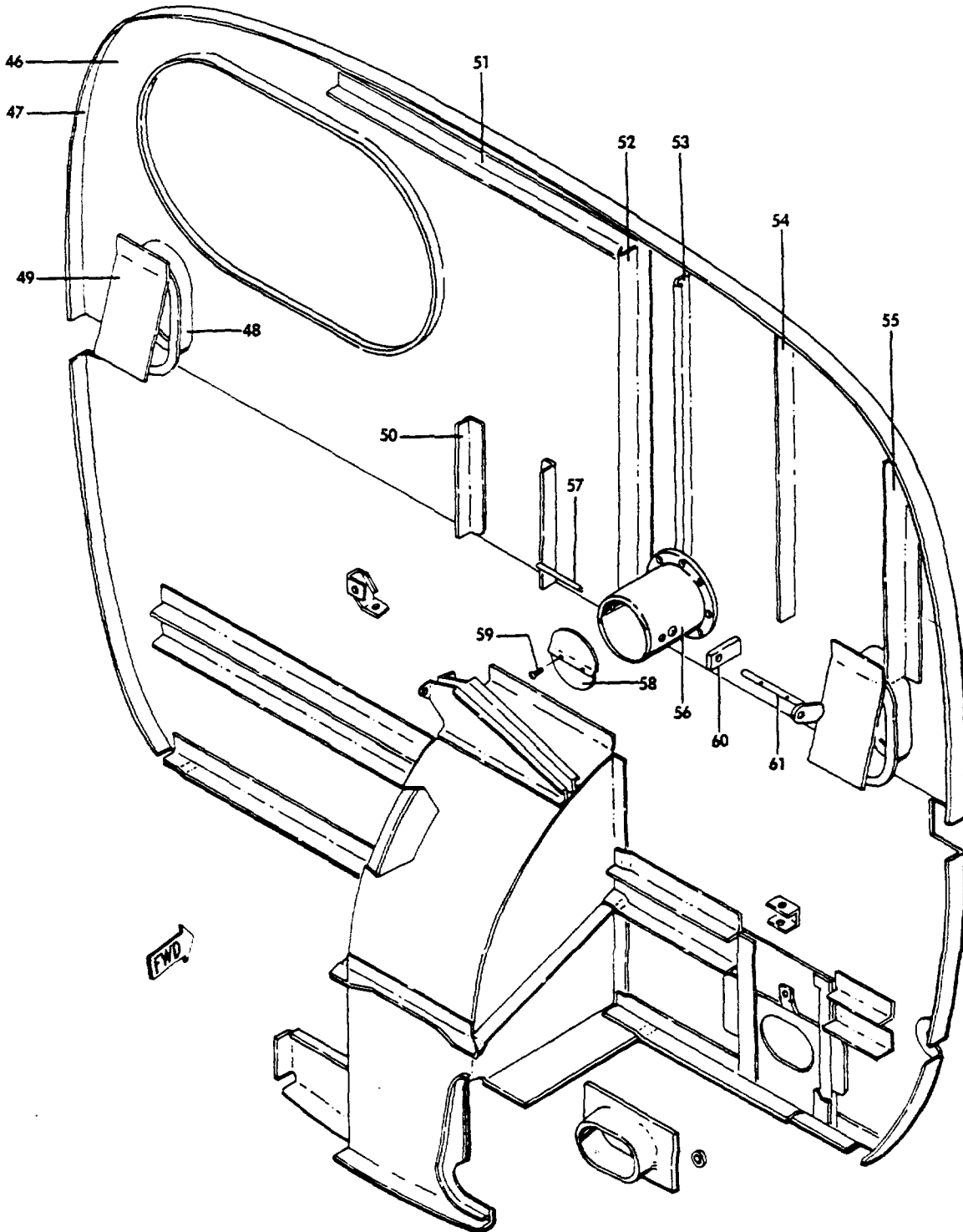
BEECHCRAFT
BONANZA V35B
ILLUSTRATED PARTS CATALOG



B E E C H C R A F T
B O N A N Z A V 3 5 B
I L L U S T R A T E D P A R T S C A T A L O G

FIG. & INDEX NO.	PART NO.	DESCRIPTION							UNITS PER ASSY	USABLE ON CODE
		1	2	3	4	5	6	7		
111 - 25	35-415412-129	1	7
- 26	35-415412-29	1	10
- 27	35-415412-85	1	10
	35-415412-111	1	10
- 28	35-415412-119	1	10
	35-415412-113	1	10
- 29	35-415412-91	1	10
- 30	35-415412-89	1	4
	36-410011-1	1	5
	35-415412-90	1	4
	36-410012-1	1	5
	35-550115-1	1	10
- 31	35-550115-67	1	10
- 32	169-910028-13	2	10
- 33	35-550115-7	1	10
- 34	35-550115-5	2	10
- 35	35-550115-55	1	10
- 36	35-550115-3	2	10
	AN365F1032	4	10
- 37	96-980012	2	3
- 38	SS48172	1	10
- 39	35-415330-66	1	10
- 40	35-415330-36	1	10
	35-415330-37	1	10
- 41	35-415330-72	1	4
	36-410010-1	1	5
	35-415330-73	1	4
	36-410010-2	1	5
- 42	35-825170	1	10
			
- 43	49338	6	
- 44	35-825171-1	1	10
	51043	1	10
	AN833-4	1	10
	AN960-716	1	10
	AN924-4	1	10
- 45			10
	49176	1	10
	49296	1	10
	A6195-621	9	10

BEECHCRAFT
BONANZA V35B
ILLUSTRATED PARTS CATALOG

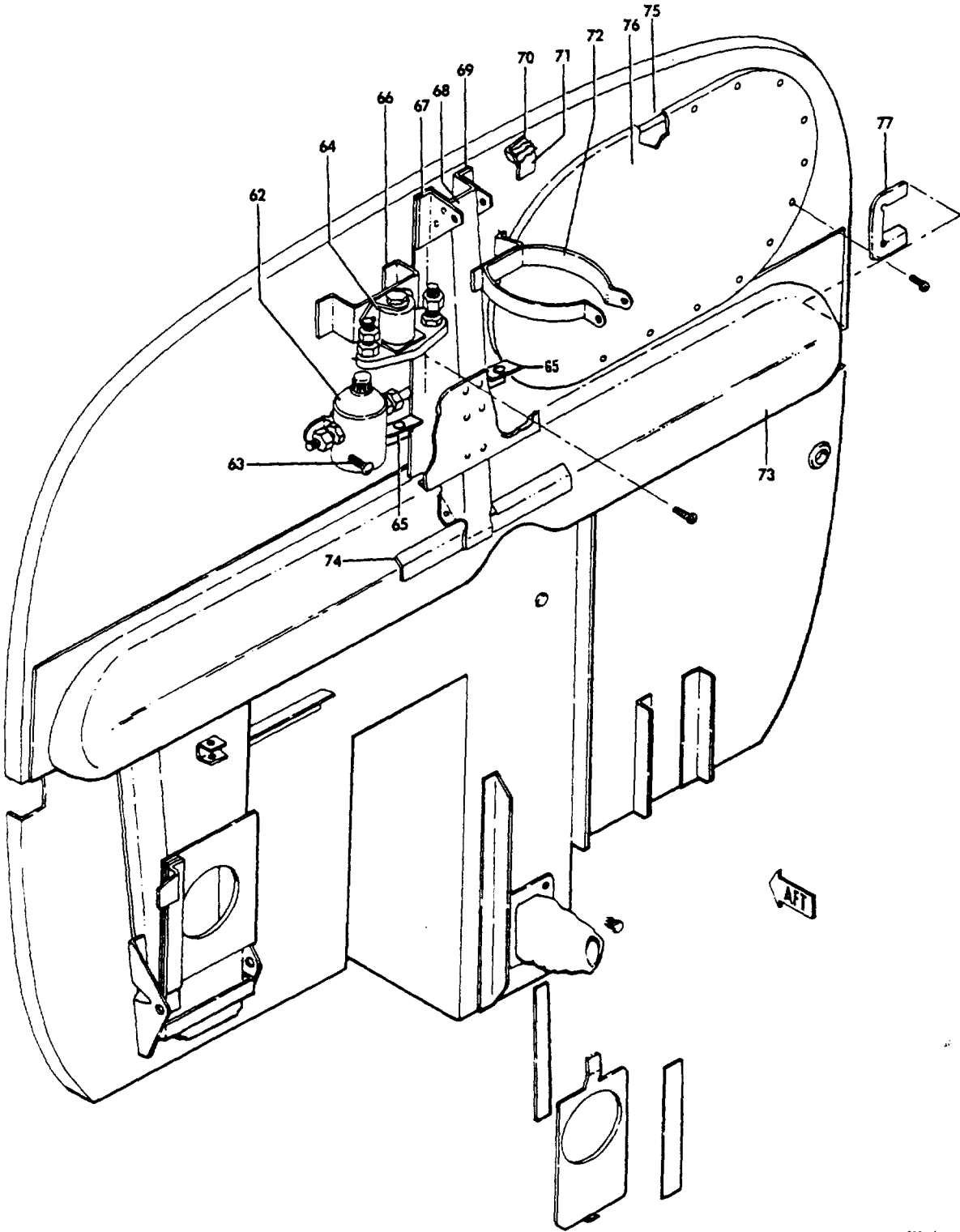


33-111-3

B E E C H C R A F T
B O N A N Z A V 3 5 B
I L L U S T R A T E D P A R T S C A T A L O G

FIG. & INDEX NO.	PART NO.	DESCRIPTION							UNITS PER ASSY	USABLE ON CODE
		1	2	3	4	5	6	7		
111	35-415412-633	1	1
	35-415412-635	1	2
- 46	35-415412-71	1	6
	35-415412-125	1	7
- 47	35-410479-1	1	10
	35-410479-2	1	10
- 48	35-550024-2	2	10
- 49	35-550565-13	2	10
	1009510019020	1	10
	1009510009120	1	10
- 50	35-415330-64	1	10
	35-415330-65	1	10
- 51	35-415330-102	1	10
- 52	35-415412-37	1	10
- 53	35-415412-39	1	10
- 54	35-415412-11	1	10
- 55	35-415412-13	1	10
- 56	35-550566-3	1	10
- 57	414-183955-111	1	10
- 58	35-550501-20	1	10
		/ATTACHING PARTS/								
- 59	AN515-6R10	2	
	AN960-6	2	
	MS20365-632	2	
- 60	35-550501-18	2	10
- 61	35-550566-7	1	10
		/ATTACHING PARTS/								
	AN960-516L	AR	
	AN380-2-3	2	

BEECHCRAFT
BONANZA V35B
ILLUSTRATED PARTS CATALOG



B E E C H C R A F T
B O N A N Z A V 3 5 B
I L L U S T R A T E D P A R T S C A T A L O G

FIG. & INDEX NO.	PART NO.	1	2	3	4	5	6	7	DESCRIPTION	UNITS PER ASSY	USABLE ON CODE
111 - 62	SAW4204	SOLENOID, STARTER /SUPERSEDES 1114213/ /ATTACHING PARTS/	1	10
- 63	AN4-4A/M/ AN960-416	BOLT.	2	
		WASHER.	2	
- 64	33-360011-628 6041H187129	WIRE ASSY, STARTER & BATTERY RELAY & GROUND. RELAY, BATTERY	1 1	10 10
- 65	35-415412-129	BRACKET, TRANSDUCER MOUNTING	2	7
- 66	35-415412-27 35-415407-13	BRACKET, RELAY MOUNTING. STIFFENER INSTL	1 NP	10 10
- 67	35-415407-5 35-415407-6	GUSSET, LH GUSSET, RH	1 1	10 10
- 68	35-415407-3	CHANNEL	1	10
- 69	35-415407-7	BRACKET	1	10
- 70	185678	CLIP	2	10
- 71	35-415369-2 35-415369-3	BRACKET, LH COWL DOOR HOLD OPEN ROD. BRACKET, RH COWL DOOR HOLD OPEN ROD.	1 1	10 10
- 72	35-415330-82 AN832-3 AN832-4 AN960-616 AN960-716 AN924-3 AN924-4 MS28778-3 MS29512-03 AN894D3-2 AN833-3	CLAMP, BRAKE FLUID CAN UNION UNION WASHER WASHER NUT NUT O RING O RING BUSHING ELBOW	1 3 1 3 1 3 1 1 2 1	10 6 6 6 6 6 6 6 6 8
- 73	35-415412-87 35-415412-109 35-415412-115 35-415412-117 36-410014-5	DUCT, HEAT & VENT UPPER. INSULATION, DUCT UPPER INSULATION, DUCT UPPER RETAINER, INSULATION BRACKET ASSY, BATTERY SUPPORT.	1 1 1 1 1	10 10 10 10 9
- 74	35-415330-130	ANGLE	1	10
- 75	35-415330-118	SEAL, UPPER FIREWALL DOOR.	1	10
- 76	35-415330-158	DOOR, UPPER FIREWALL	1	10
- 77	96-410032-33	REINFORCEMENT	1	10

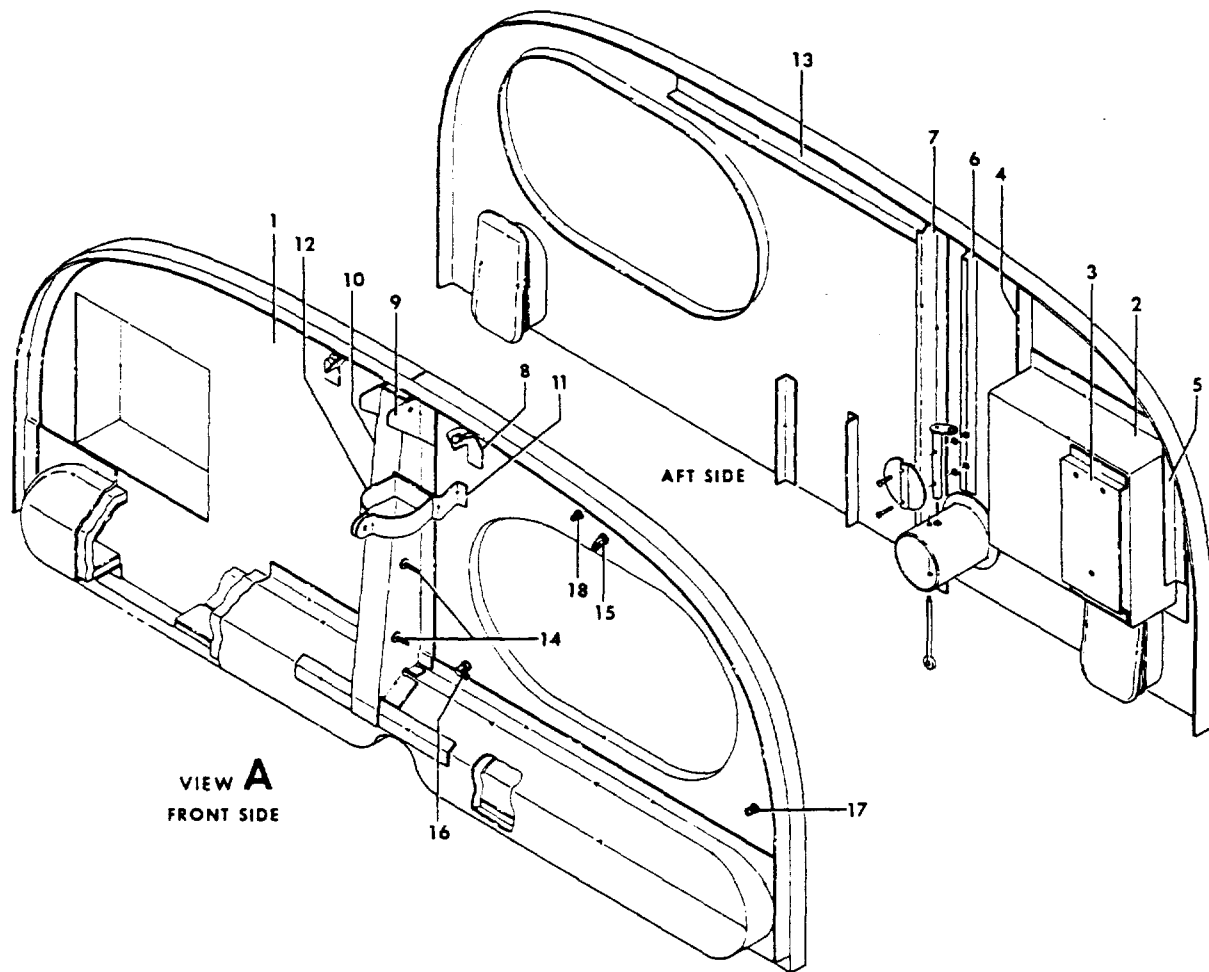
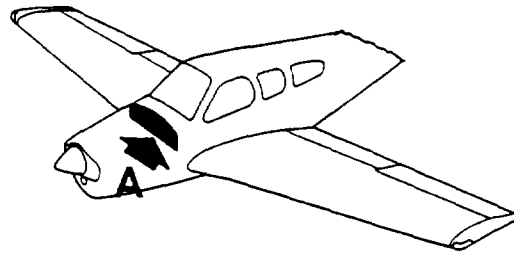
C O D E S O F E F F E C T I V I T Y

1	D-9069 THRU D-9221	2	D-9222 THRU D-9468 EXCEPT D-9439
3	D-9069 THRU D-9552	4	D-9069 THRU D-9385
5	D-9386 THRU D-9956 EXCEPT 9928	6	D-9069 THRU D-9956 EXCEPT D-9222 THRU D-9390
7	D-9222 THRU D-9390	8	D-9352 THRU D-9956 EXCEPT D-9928
9	D-9776 THRU D-9956	10	D-9069 THRU D-9956 EXCEPT D-9928

BEECHCRAFT
BONANZA V35B
ILLUSTRATED PARTS CATALOG

FIGURE 111A
UPPER FIREWALL
D-9928, D-9957 AND AFTER

BEECHCRAFT
BONANZA V35B
ILLUSTRATED PARTS CATALOG

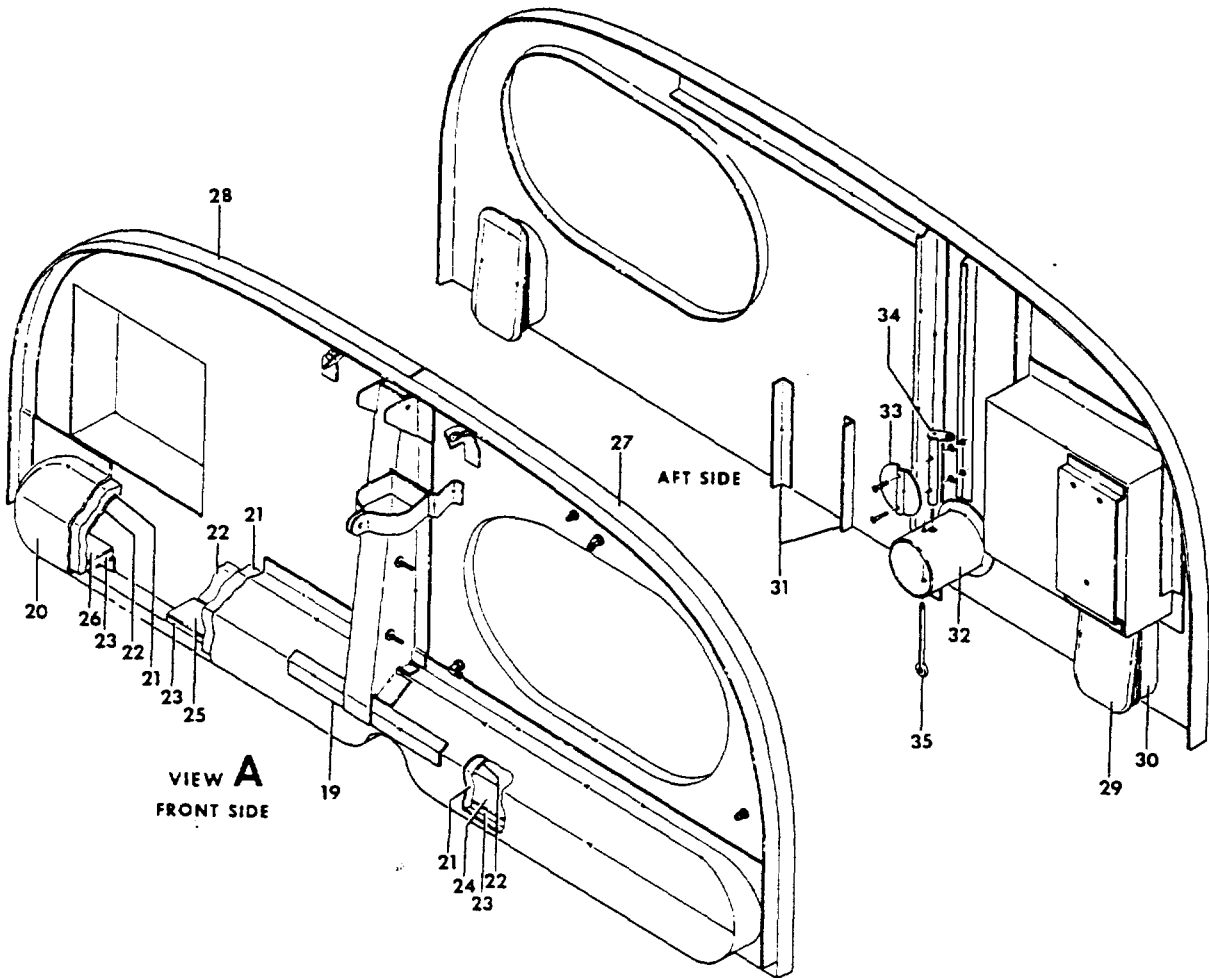
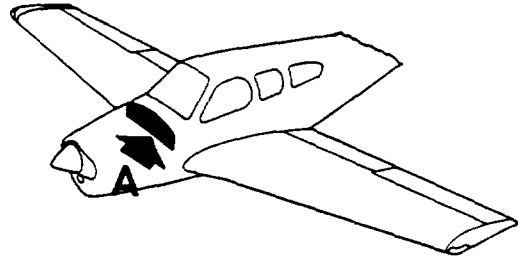


22-111A-7

B E E C H C R A F T
B O N A N Z A V 3 5 B
I L L U S T R A T E D P A R T S C A T A L O G

FIG. & INDEX NO.	PART NO.	DESCRIPTION							UNITS PER ASSY	USABLE ON CODE	
		1	2	3	4	5	6	7			
111A	002-430049-1	FIREWALL ASSY,UPPER	1	3	
	002-430079-1	FIREWALL ASSY,UPPER	1	2	
	- 1	002-430049-9	. PANEL	1	3
		002-430079-3	. PANEL	1	2
		002-430049-71	. PAN ASSY.	1	3
		002-430079-5	. PAN ASSY.	1	2
		002-430049-73	. . PAN	1	3
	- 2	002-430079-7	. . PAN	1	2
	- 3	002-430079-9	. . BRACKET ASSY.	1	2
	- 4	002-430079-13	. ANGLE ASSY.	1	2
	- 5	002-430079-17	. ANGLE ASSY.	1	2
	- 6	002-430049-19	. STIFFENER	1	1
	- 7	002-430049-17	. STIFFENER	1	1
		002-430049-61	. BRACKET ASSY,LH	1	1
		002-430049-62	. BRACKET ASSY,RH	1	1
	- 8	002-430049-63	. . BRACKET,LH.	1	1
		002-430049-64	. . BRACKET,RH.	1	1
		185678	. . CLIP.	1	1
- 9	002-430049-15	. GUSSET,LH	1	1	
	002-430049-16	. GUSSET,RH	1	1	
- 10	002-430049-11	. CHANNEL	1	1	
- 11	002-430049-13	. BRACKET	1	1	
- 12	002-410001-99	. CLAMP	1	1	
- 13	002-430049-35	. ANGLE	1	1	
- 14	131270-3	. STUD,GROUNDING.	2	1	
	35-910328-11	. ELBOW INSTL	NP	1	
- 15	AN837-3	. . ELBOW,MANIFOLD PRESSURE	1	1	
- 16	AN833-3	. . ELBOW,OIL PRESSURE.	1	1	
	AN89403-2	. . BUSHING	2	1	
	MS29512-03	. . O RING,MANIFOLD PRESSURE.	1	1	
	MS28778-3	. . O RING,OIL PRESSURE	1	1	
	AN960-616	. . WASHER.	3	1	
	AN924-3	. . NUT	2	1	
	MS20822-3B	. . ELBOW,MANIFOLD PRESSURE	1	1	
- 17	36-920001-27	. BULKHEAD UNION INSTL/FUEL PRESSURE/	NP	1	
	AN832-4	. . UNION,BULKHEAD/FUEL PRESSURE/	1	1	
	AN960-716	. . WASHER.	2	1	
	AN924-4	. . NUT	1	1	
- 18	AN832-3	. . UNION,BULKHEAD/VENT FUEL PRESSURE/.	1	1	
	AN960-616	. . WASHER.	1	1	
	AN924-3	. . NUT	1	1	

BEECHCRAFT
BONANZA V35B
ILLUSTRATED PARTS CATALOG



33-111A-B

B E E C H C R A F T
B O N A N Z A V 3 5 B
I L L U S T R A T E D P A R T S C A T A L O G

FIG. & INDEX NO.	PART NO.	DESCRIPTION	UNITS PER ASSY	USABLE ON CODE
111A - 19	002-430049-27	. ANGLE	1	1
- 20	002-430049-25	. DUCT.	1	1
- 21	002-430049-31	. INSULATION.	1	1
- 22	002-430049-33	. RETAINER.	1	1
- 23	002-430049-29	. INSULATION.	1	1
- 24	002-430049-53	. RETAINER.	1	1
- 25	002-430049-67	. RETAINER.	1	1
- 26	002-430049-69	. RETAINER.	2	1
- 27	002-430049-39	. ANGLE	1	1
- 28	002-430049-40	. ANGLE	1	1
- 29	002-430049-57	. COVER	2	1
- 30	002-430049-55	. FRAME	2	1
- 31	002-430049-65	. ANGLE	2	1
	002-450049-3	. VALVE ASSY.	1	1
- 32	002-430049-41	. TUBE.	1	1
- 33	002-430049-43	. VALVE	1	1
		/ATTACHING PARTS/		
	AN510-6R10	. . SCREW	2	
	AN960-6	. . WASHER.	2	
	MS20365-632	. . NUT	2	
- 34	002-430049-45	. . SHAFT ASSY.	1	1
- 35	MS24665-537	. . PIN,COTTER.	1	1
	36-364001-7	. ELECTRICAL EQUIPMENT INSTL/SEE FIG.3548/	NP	1
	002-430008-217	SUPPORT ASSY,BATTERY BOX.	1	3
	002-430008-283	. SUPPORT	1	2
	002-430008-219	. SUPPORT	1	1
	002-430008-220	. ANGLE,LH.	1	1
	002-430008-220	. ANGLE,RH.	1	1

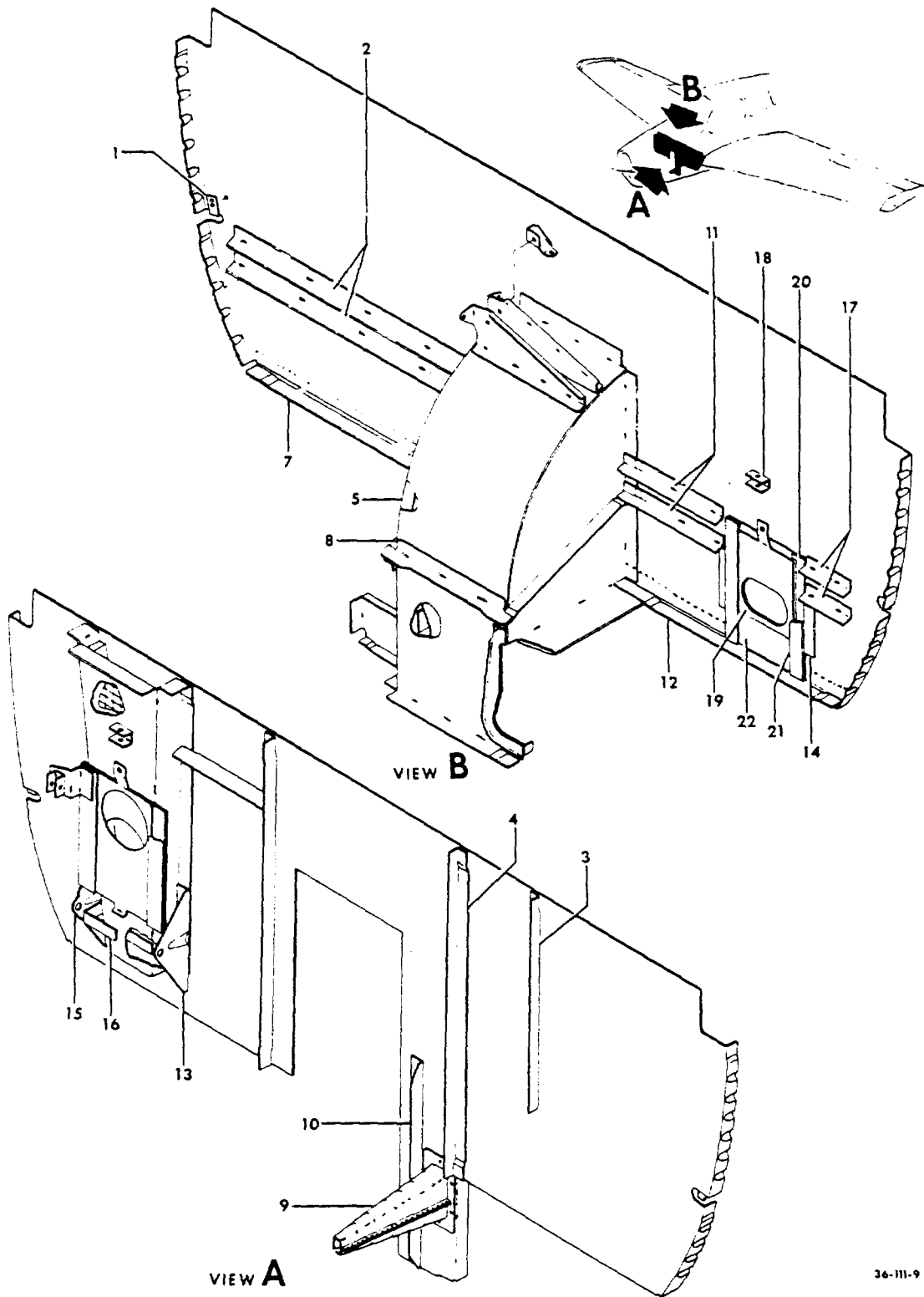
C O D E S O F E F F E C T I V I T Y

- | | |
|---|--------------------------------|
| 1 D-9928,D-9957
AND AFTER | 2 D-10097,D-10120
AND AFTER |
| 3 D-9928,D-9957 THRU
D-10119 EXCEPT
D-10097 | |

BEECHCRAFT
BONANZA V35B
ILLUSTRATED PARTS CATALOG

FIGURE 1118
LOWER FIREWALL
D-9439, D-9469 AND AFTER

BEECHCRAFT
BONANZA V35B
ILLUSTRATED PARTS CATALOG

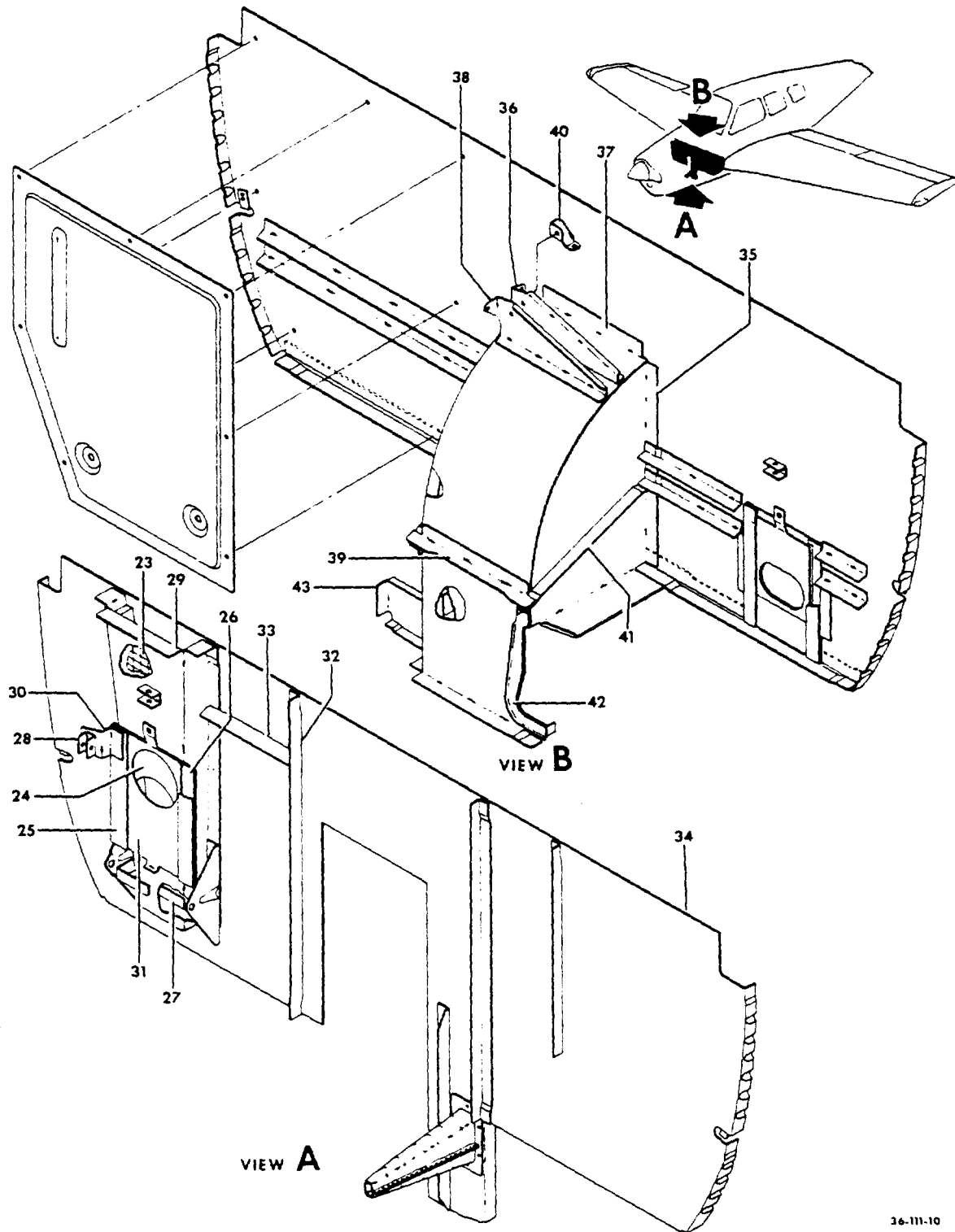


36-111-9

B E E C H C R A F T
B O N A N Z A V 3 5 B
I L L U S T R A T E D P A R T S C A T A L O G

FIG. & ITEM NO.	PART NO.	DESCRIPTION	UNITS PER ASSY	USABLE ON CODE
		1 2 3 4 5 6 7		
111B	002-410030-1	FIREWALL ASSY, LOWER	1	1
- 1	002-410030-43	. SEAL	1	1
- 2	002-410030-51	. ANGLE	2	1
	AN833-4	. ELBOW	1	1
		/ATTACHING PARTS/		
	AN924-4	. NUT	1	
	AN960-716	. WASHER	2	
	AN960-716L	. WASHER	2	
- 3	002-410030-47	. ANGLE	1	1
- 4	002-410030-19	. ANGLE	1	1
- 5	002-410030-15	. PANEL	1	1
- 6		. DELETED		
	002-410030-29	. ANGLE	1	1
	002-410030-30	. ANGLE	1	1
- 7	002-410030-11	. ANGLE	1	1
- 8	002-410030-41	. ANGLE	1	1
	002-410030-61	. RETAINER	1	1
- 9	R 36-820026-1	. BOOT, NOSE WHEEL STEERING ROD	1	4
	R 35-8006-1	. KIT, NOSE WHEEL STEERING AND RETRACT ROD INSTL	1	3
	R 35-8006-3	. KIT, NOSE WHEEL STEERING AND RETRACT ROD INSTL	1	2
- 10	002-410030-5	. ANGLE	1	1
- 11	002-410030-9	. ANGLE	2	1
- 12	002-410030-21	. ANGLE	1	1
- 13	002-410030-99	. ANGLE	1	1
- 14	002-410030-91	. STRIP	2	1
- 15	002-410030-101	. ANGLE	1	1
- 16	002-410030-103	. BRACE	1	1
- 17	002-410030-7	. ANGLE	2	1
- 18	002-410030-65	. CLIP	1	1
	002-410030-97	. VALVE ASSY	1	1
- 19	002-410030-95	. VALVE	1	1
- 20	002-410030-89	. SHIM	2	1
- 21	002-410030-87	. STRIP	2	1
- 22	002-410030-93	. PLATE	1	1

BEECHCRAFT
BONANZA V35B
ILLUSTRATED PARTS CATALOG



36-111-10

B E E C H C R A F T
B O N A N Z A V 3 5 B
I L L U S T R A T E D P A R T S C A T A L O G

FIG. & ITEM NO.	PART NO.	1	2	3	4	5	6	7	DESCRIPTION	UNITS PER ASSY	USABLE ON CODE
1118	002-410030-85	DUCT ASSY	1	1
- 23	002-410030-79	RETAINER	1	1
- 24	002-410030-69	PLATE	1	1
	002-410030-81	INSULATION	1	1
- 25	002-410030-71	STRIP	2	1
- 26	002-410030-73	SHIM	2	1
- 27	002-410030-83	VANE	1	1
- 28	002-410030-65	CLIP	2	1
- 29	002-410030-77	DUCT	1	1
- 30	002-410030-67	BRACKET	1	1
- 31	002-410030-75	VALVE	1	1
- 32	002-410030-20	ANGLE	1	1
- 33	002-410030-23	ANGLE	1	1
	002-410030-131	GROUND TEE	1	1
- 34	002-410030-45	PANEL	1	1
- 35	002-410030-17	PANEL	1	2
- 36	002-410030-35	BRACKET	1	1
- 37	002-410030-13	COVER	1	1
- 38	002-410030-33	BRACKET	1	1
- 39	002-410030-25	ANGLE	1	1
- 40	002-410030-37	GUSSET	1	1
- 41	002-410030-42	ANGLE	1	1
- 42	002-410030-27	DOUBLER	1	1
	K 002-820013-3	BRACKET ASSY	1	2
- 43	002-410030-113	BRACKET	1	1

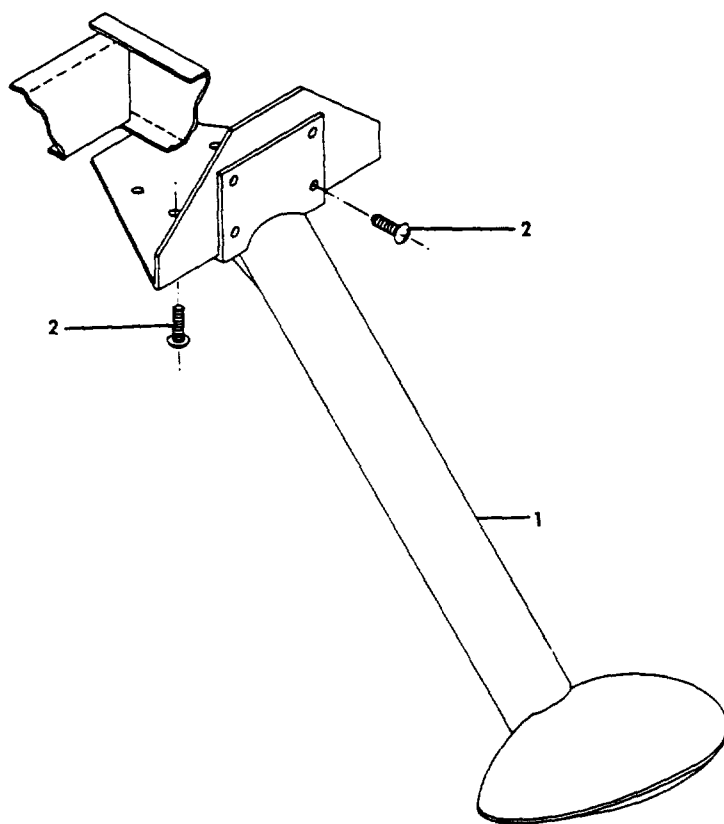
C O D E S O F E F F E C T I V I T Y

- | | | | |
|---|-------------------------------|---|-------------------|
| 1 | D-9435,
D-9469 AND AFTER | 2 | D-9492 AND AFTER |
| 3 | D-9439,
D-9469 THRU D-9491 | 4 | D-10269 AND AFTER |

BEECHCRAFT
BONANZA V35B
ILLUSTRATED PARTS CATALOG

FIGURE 112
ASSIST STEP

BEECHCRAFT
BONANZA V35B
ILLUSTRATED PARTS CATALOG



33-112-2

B E E C H C R A F T
B O N A N Z A V 3 5 B
I L L U S T R A T E D P A R T S C A T A L O G

FIG. & INDEX NO.	PART NO.	DESCRIPTION							UNITS PER ASSY	USABLE ON CODE	
		1	2	3	4	5	6	7			
112	95-440014-47	ASSIST	STEP	INSTL	NP	1	
	002-430076-1	ASSIST	STEP	INSTL	NP	2	
	- 1	002-430076-21	.	STEP	ASSY	.	.	.	1		
			/ATTACHING PARTS/								
	- 2	NAS221-9	.	SCREW	9		
		AN960-10	.	WASHER	9		
		MS20365-1032	.	NUT	9		
	AN535-2-3	.	DRIVE	SCREW	.	.	.	2			

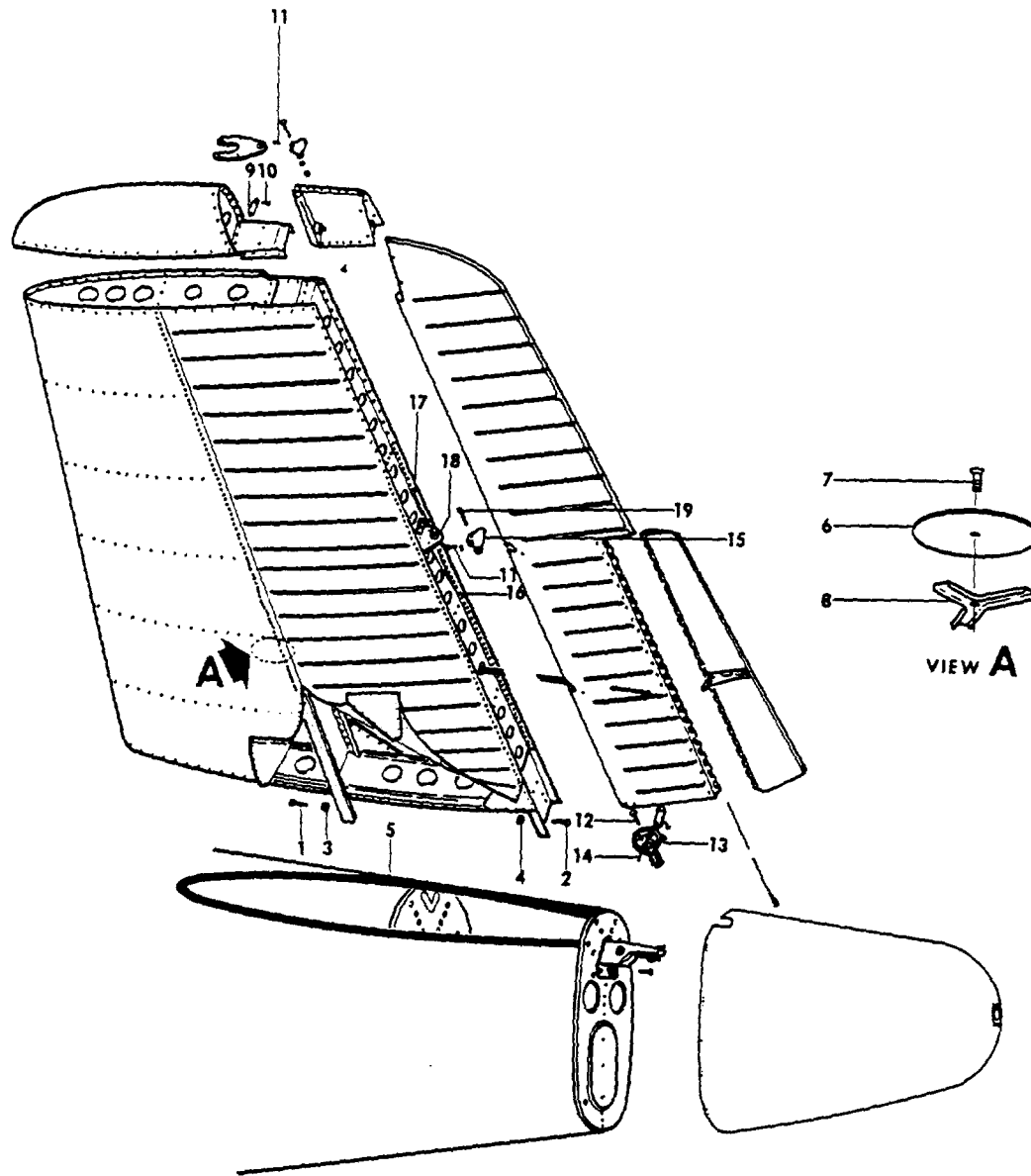
C O D E S O F E F F E C T I V I T Y

1 D-9069 THRU D-10195 2 D-10196 AND AFTER

B E E C H C R A F T
B O N A N Z A V 3 5 B
I L L U S T R A T E D P A R T S C A T A L O G

FIGURE 131
EMPENNAGE INSTALLATION

BEECHCRAFT
BOJANZA V35B
ILLUSTRATED PARTS CATALOG



35-131-2

B E E C H C R A F T
B O M A N Z A V 3 5 B
I L L U S T R A T E D P A R T S C A T A L O G

FIG. & INDEX NO.	PART NO.	DESCRIPTION	UNITS PER ASSY	USABLE ON CODE
		1 2 3 4 5 6 7		
131	35-650007-1	STABILIZER ASSY,LH /SEE FIG.132/	1	
	35-650007-2	STABILIZER ASSY,RH /SEE FIG.132/	1	
		/ATTACHING PARTS/		
- 1	AN5-6A/M/	BOLT.	8	
	AN960-516	WASHER.	16	
	MS20365-524	NUT	8	
- 2	AN4-6A/M/	BOLT.	4	
	AN960-416	WASHER.	8	
	MS20365-428	NUT	4	

- 3	35-650007-9	. BUSHING,WEAR.	8	
- 4	35-650007-11	. BUSHING,WEAR.	4	
- 5	111722	. EXTRUSION,STABILIZER.	1	
- 6	35-650010-22	. COVER,STABILIZER ACCESS	1	
		/ATTACHING PARTS/		
- 7	AN507-832-8	. SCREW	1	
- 8	35-650010-20	. CLIP,RETAINING.	1	

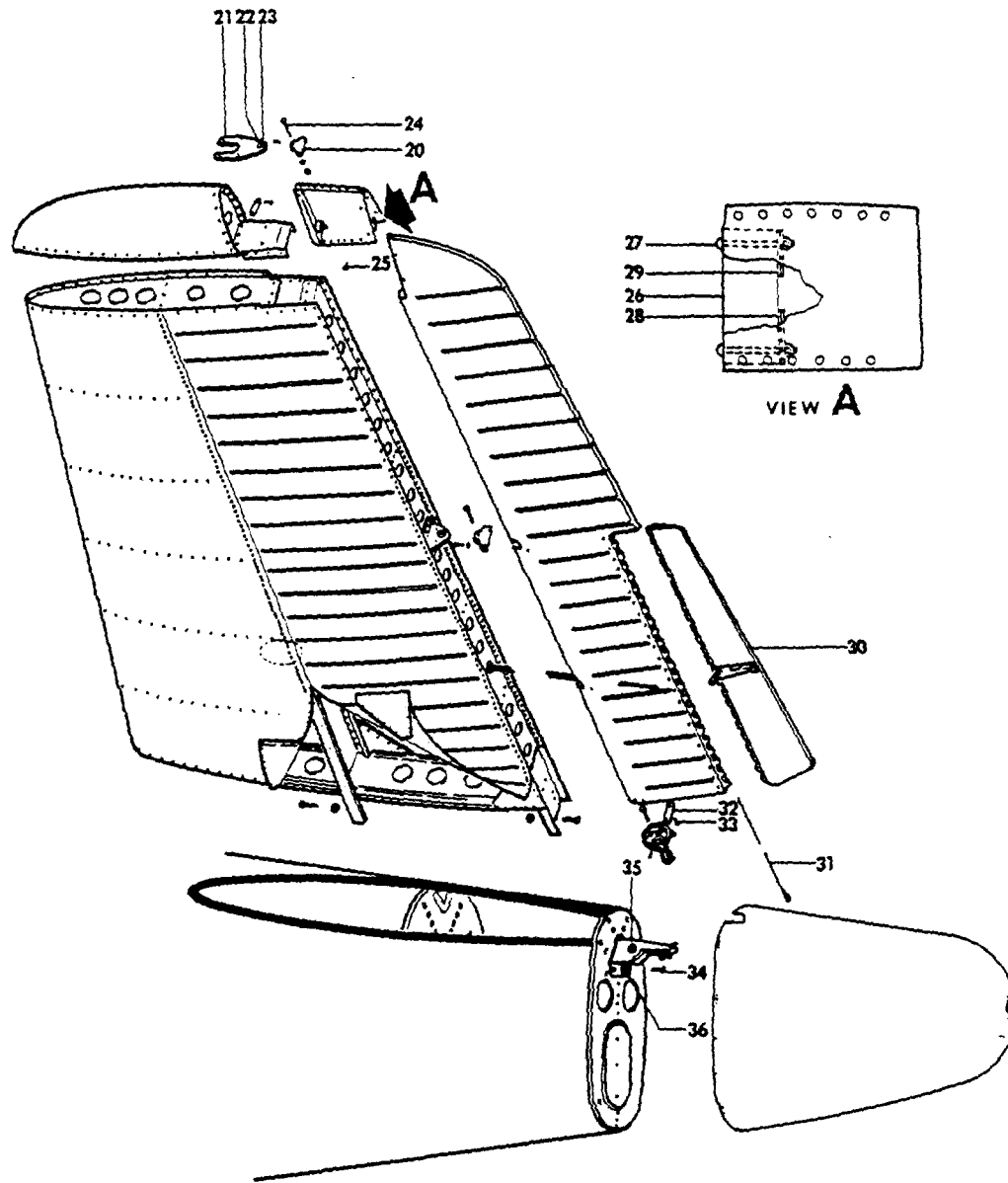
- 9	103637	. PLACARD,IDENTIFICATION.	1	
		/ATTACHING PARTS/		
- 10	49384	. FASTENER.	2	

	35-660002-47	RUDDERVATOR ASSY,LH/SEE FIG.133/	1	
	35-660002-653	RUDDERVATOR ASSY,LH/LESS TAB/SEE FIG.133/	1	
	35-660002-46	RUDDERVATOR ASSY,RH/SEE FIG.133/	1	
	35-660002-654	RUDDERVATOR ASSY,RH/LESS TAB/SEE FIG.133/	1	
		/ATTACHING PARTS/		
- 11	AN502-10-10	SCREW	4	
	AN960-10L	WASHER.	4	
- 12	AN4-12A/M/	BOLT.	1	
	AN960-416L	WASHER.	2	
	AN960-416	WASHER.	1	
	MS20365-428	NUT	1	

- 13	35-660031-2	. FITTING,TORQUE LH	1	
	35-660031-1	. FITTING,TORQUE RH	1	
		/ATTACHING PARTS/		
- 14	AN23-10A/M/	. BOLT.	4	
	AN960-10	. WASHER.	4	
	MS20365-1032	. NUT	4	

- 15	35-650122	. HINGE ASSY,CENTER	NP	
	35-650122-8	. . BRACKET,HINGE	1	
	35-650122-6	. . HINGE ASSY,RIVETED.	1	
- 16	35-650122-2	. . HINGE,HALF.	2	
- 17	B55	. . BEARING	1	
- 18	35-600003	. . BUSHING,HINGE	1	
- 19	AN23-14/M/	. . BOLT.	1	
	AN960-10	. . WASHER.	1	
	AN320-3	. . NUT	1	
	MS24665-132	. . PIN,COTTER.	1	

BEECHCRAFT
BOJANZA V35B
ILLUSTRATED PARTS CATALOG



35-1313

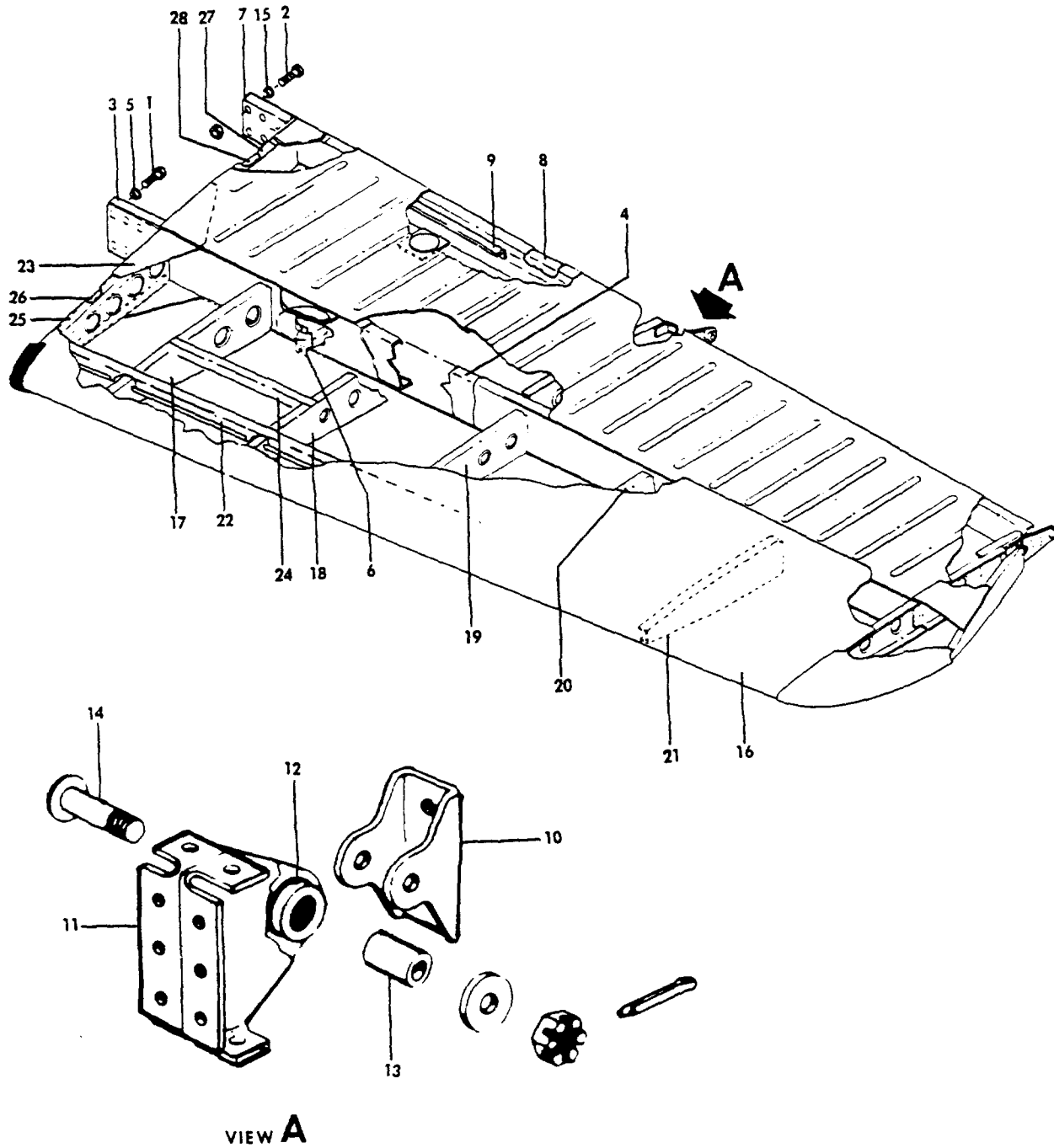
B E E C H C R A F T
B O N A N Z A V 3 5 B
I L L U S T R A T E D P A R T S C A T A L O G

FIG. & INDEX NO.	PART NO.	DESCRIPTION							UNITS PER ASSY	USABLE ON CODE	
		1	2	3	4	5	6	7			
131	35-650121	1	
- 20	35-650121-8	1	
	35-650121-4	1	
- 21	35-650121-2	2	
- 22	B55	1	
- 23	35-600003	1	
- 24	AN23-14/M/ AN960-10 AN320-3 MS24665-132 35-660002-45	1	
		1	
		1	
		1	
		1	
- 25	AN507-832R7 112105	8	
		8	
- 26	35-660002-43	1	
- 27	AN520-10-40 AN970-3 MS20365-1032	2	
		2	
		2	
- 28	35-660042-1	3	
- 29	35-660042-3	3	
- 30	35-660043-1 35-660043-2	1	
		1	
- 31	35-660044	1	
- 32	103637	1	
- 33	49384	2	
	35-600002	NP	
	35-600002-6	1	
- 34	AN4-7A/M/ MS20365-428 AN960-416	3	
		3	
		3	
- 35	AN200KS4	2	
- 36	AN200KS5	1	

B E E C H C R A F T
B G N A N Z A V 3 5 8
I L L U S T R A T E D P A R T S C A T A L O G

FIGURE 132
STABILIZER

BEECHCRAFT
BONANZA V35B
ILLUSTRATED PARTS CATALOG



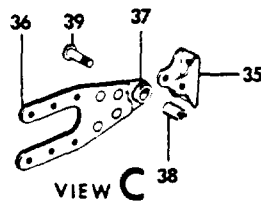
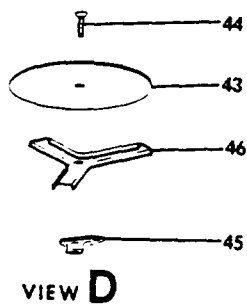
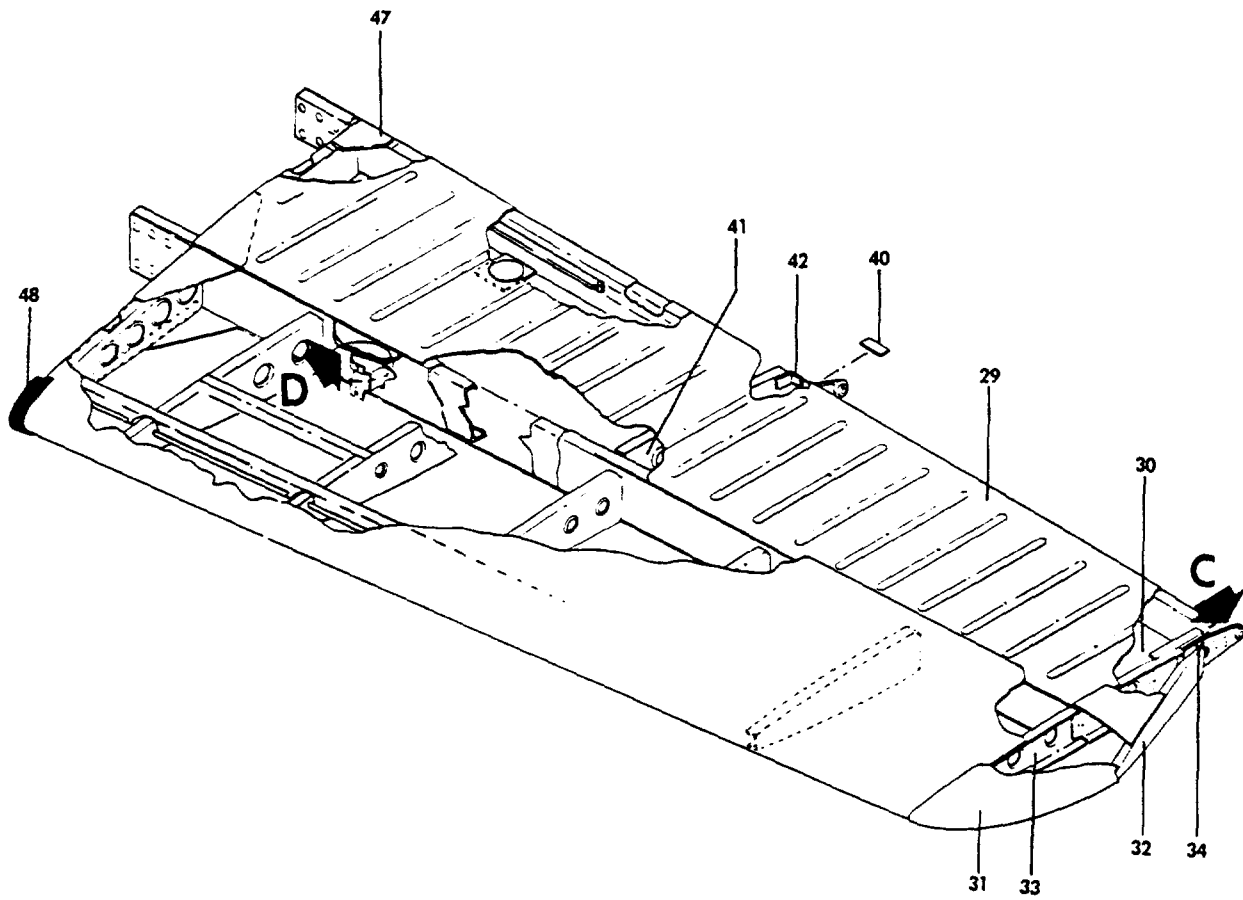
VIEW A

35-132-4

B E E C H C R A F T
B O N A N Z A V 3 5 B
I L L U S T R A T E D P A R T S C A T A L O G

FIG. & INDEX NO.	PART NO.	DESCRIPTION							UNITS PER ASSY	USABLE ON CODE
		1	2	3	4	5	6	7		
132	35-650007-1	STABILIZER ASSY,LH.	1	
	35-650007-2	STABILIZER ASSY,RH.	1	
		/ATTACHING PARTS/								
- 1	AN5-6A/M/ AN960-516 MS20365-524	BOLT. WASHER. NUT	8 16 8	
- 2	AN4-6A/M/ AN960-416 MS20365-428	BOLT. WASHER. NUT	4 8 4	
	35-650007-609	• SPAR ASSY,LH STABILIZER FRONT	1	
	35-650007-610	• SPAR ASSY,RH STABILIZER FRONT	1	
- 3	35-650007-3	• SPAR,FRONT.	1	
- 4	35-650005-21	• DOUBLER	1	
- 5	35-650007-9	• BUSHING	8	
- 6	35-650022	• BRACKET	1	
	35-650022-1	• BRACKET	1	
	35-650007-603	• SPAR ASSY,REAR.	1	
- 7	35-650007-5	• SPAR.	1	
- 8	35-650005-39	• DOUBLER	1	
- 9	35-650005-1	• ANGLE	1	
	35-650005-42	• ANGLE	1	
	35-650122	• HINGE ASSY.	NP	
- 10	35-650122-8	• BRACKET,HINGE	1	
	35-650122-6	• HINGE ASSY.	1	
- 11	35-650122-2	• HINGE,HALF.	2	
- 12	B55	• BEARING	1	
- 13	35-600003	• BUSHING,HINGE	1	
- 14	AN23-14/M/ AN960-10 AN320-3 MS24665-132	• BOLT. • WASHER. • NUT • PIN,COTTER.	1 1 1 1	
- 15	35-650007-11 35-650005-611 35-650005-612	• BUSHING • SKIN ASSY,LH STABILIZER • SKIN ASSY,RH STABILIZER	4 1 1	
- 16	35-650005-3 35-650005-4	• SKIN,LH NOSE. • SKIN,RH NOSE.	1 1	
- 17	35-650128	• RIB	1	
- 18	35-650129	• RIB	1	
- 19	35-650130	• RIB	1	
- 20	35-650131	• RIB	1	
- 21	35-650132	• RIB	1	
- 22	35-650005-7 35-650005-8	• STIFFENER • STIFFENER	1 1	
- 23	35-650005-13 35-650005-14	• GUSSET • GUSSET	1 1	
- 24	35-650009-30 35-650005-606	• STIFFENER • RIB ASSY,STABILIZER	1 1	
- 25	35-650005-15	• RIB	1	
- 26	35-650005-45 35-650005-46	• ANGLE • ANGLE	1 1	
	35-650005-608	• RIB ASSY,STABILIZER	1	
- 27	35-650005-17	• RIB	1	
- 28	35-650005-43 35-650005-44	• ANGLE • ANGLE	1 1	

BEECHCRAFT
 BONANZA V35B
 ILLUSTRATED PARTS CATALOG



36-132-5

B E E C H C R A F T
B O N A N Z A V 3 5 B
I L L U S T R A T E D P A R T S C A T A L O G

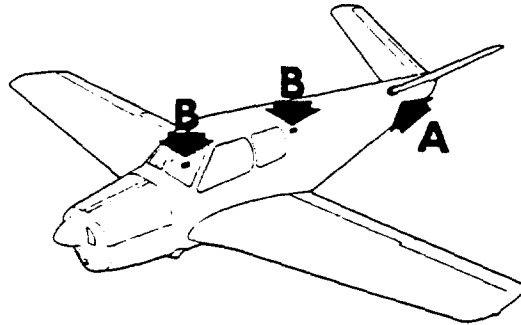
FIG. & INDEX NO.	PART NO.	DESCRIPTION							UNITS PER ASSY	USABLE ON CODE	
		1	2	3	4	5	6	7			
132 - 29	35-650005-57	1	
	35-650005-58	1	
- 30	35-650005-59	1	
	35-650005-60	1	
- 31	35-650028-1	1	
- 32	33-620000-19	1	
- 33	35-650005-61	1	
- 34	33-620000-23	1	
	35-650121	1	
- 35	35-650121-8	1	
	35-650121-4	1	
- 36	35-650121-2	2	
- 37	855	1	
- 38	35-600003	1	
- 39	AN23-14/M/	1	
	AN960-10	1	
	AN320-3	1	
	MS24665-132	2	
- 40	35-650009-28	AR	
- 41	35-650005-31	1	
- 42	35-650005-33	1	
- 43	35-650010-22	1	
		/ATTACHING PARTS/									
- 44	AN507-832-8	1	
- 45	22A3-82	1	

- 46	35-650010-20	1	
- 47	35-650005-19	1	
	35-650005-20	1	
- 48	111722	1	

B E E C H C R A F T
B O N A N Z A V 3 5 B
I L L U S T R A T E D P A R T S C A T A L O G

FIGURE 132A
STABLIZER REINFORCEMENT KIT

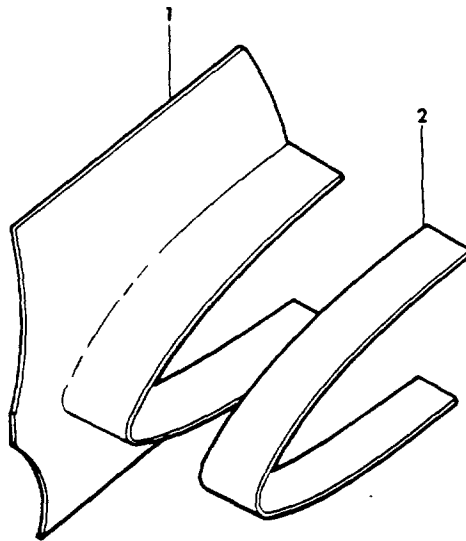
BEECHCRAFT
BONANZA V35B
ILLUSTRATED PARTS CATALOG



3

WARNING
THIS AIRPLANE IS EASILY LOADED
BEYOND AFT CG LIMITS. WEIGHT
AND CG MUST BE WITHIN LIMITS
FOR EACH FLIGHT.
REFER TO PILOTS OPERATING HANDBOOK

VIEW B



VIEW A

35-133-14

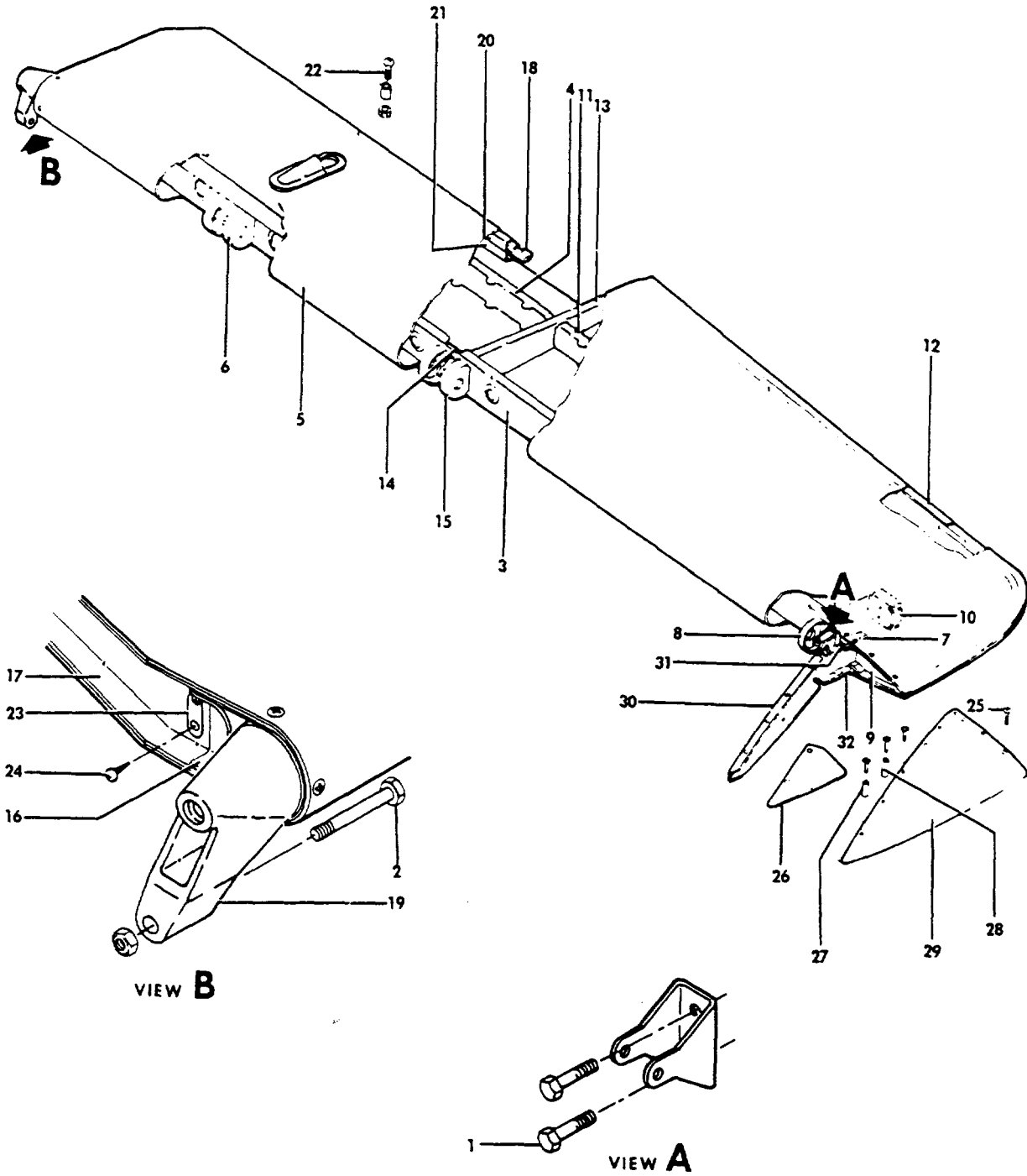
B E E C H C R A F T
B O M A N Z A V 3 5 8
I L L U S T R A T E D P A R T S C A T A L O G

FIG. & ITEM NO.	PART NO.	1 2 3 4 5 6 7	DESCRIPTION	UNITS PER ASSY	USABLE ON CODE
132A	R 35-4016-7		KIT, STABILIZER REINFORCEMENT	1	
- 1	R 35-410504-17		• CUFF, LH	1	
	R 35-410504-19		• CUFF, RH	1	
- 2	R 35-410504-13		• GASKET	2	
- 3	R 35-440021-1		• PLACARD/LOCATED ON PASSENGER AND. BAGGAGE DOORS/	2	
	R 35-440022-1		• PLACARD/REPLACES 35-440021-1 ON TURBO CHARGED AIRPLANES/ /ATTACHING PARTS/	2	
	R AN530-4R4		• SCREW	2	
	R NAS446-1-1		• NUT	2	

BEECHCRAFT
BONANZA V35B
ILLUSTRATED PARTS CATALOG

FIGURE 133
RUDDERVATOR AND TAB

BEECHCRAFT
 BONANZA V358
 ILLUSTRATED PARTS CATALOG

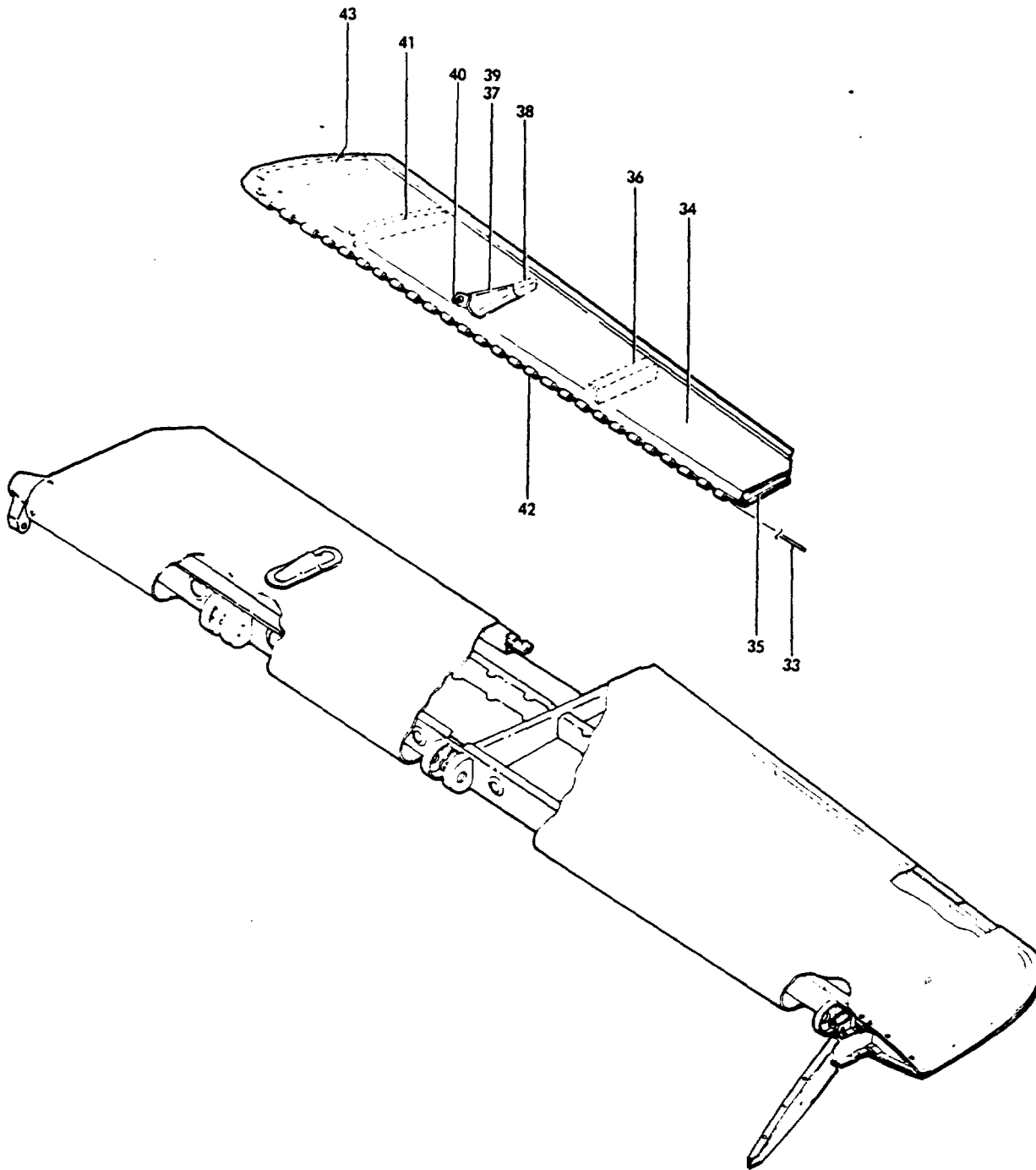


36-133-3

B E E C H C R A F T
B O N A N Z A V 3 5 8
I L L U S T R A T E D P A R T S C A T A L O G

FIG. & INDEX NO.	PART NO.	DESCRIPTION							UNITS PER ASSY	USABLE ON CODE
		1	2	3	4	5	6	7		
133	35-660002-47	RUDDERVATOR ASSY,LH/WITH TAB/	1	
	35-660002-653	RUDDERVATOR ASSY,LH/LESS TAB/	1	
	35-660002-48	RUDDERVATOR ASSY,RH/WITH TAB/	1	
	35-660002-654	RUDDERVATOR ASSY,RH/LESS TAB/ /ATTACHING PARTS/	1	
- 1	AN502-10-10	SCREW	4	
	AN960-10L	WASHER.	4	
- 2	AN4-12A/M/	BOLT.	2	
	AN960-416L	WASHER.	2	
	AN960-416	WASHER.	1	
	MS20365-428	NUT	1	
	35-660002-41	. STRUCTURE ASSY,LH	1	
	35-660002-42	. STRUCTURE ASSY,RH	1	
- 3	35-660002-17	. SPAR.	1	
- 4	35-660002-19	. SPAR,LH	1	
	35-660002-20	. SPAR,RH	1	
- 5	35-660002-25	. SKIN,LH	1	
	35-660002-26	. SKIN,RH	1	
- 6	35-660002-29	. RIB	1	
- 7	45-610005-8	. GUSSET.	2	
- 8	45-610005-96	. RIB	1	
- 9	45-610005-28	. RIB	1	
- 10	45-610005-10	. DOUBLER	1	
- 11	45-610008	. SPAR.	1	
- 12	45-610005-12	. SPACER.	1	
- 13	45-610005-16	. RIB,CENTER.	1	
- 14	35-660040-42	. DOUBLER	1	
- 15	45-610005-94	. RIB	1	
- 16	35-660040-46	. BRACKET	1	
- 17	45-610005-98	. RIB	1	
- 18	45-610005-54	. HINGE,LH TAB.	1	
	45-610005-55	. HINGE,RH TAB.	1	
- 19	35-660031-2	. FITTING,LH.	1	
	35-660031-1	. FITTING,RH.	1	
- 20	45-610005-104	. CHANNEL,LH UPPER.	1	
	45-610005-105	. CHANNEL,RH UPPER.	1	
- 21	45-610005-106	. CHANNEL,LH LOWER.	1	
	45-610005-107	. CHANNEL,RH LOWER.	1	
- 22	AN515-632R12	. SCREW	3	
	NAS43DD1-25	. SPACER.	3	
	AN960D6	. WASHER.	3	
	MS20365-632	. NUT	3	
- 23	103637	. PLACARD,IDENTIFICATION.	1	
- 24	49384	. FASTENER.	2	
	35-660002-45	. WEIGHT ASSY,BALANCE	1	
- 25	AN507-832	. SCREW	4	
- 26	35-660002-43	. WEIGHT,BALANCE.	1	
- 27	45-630012-6	. INSERT,BALANCE WEIGHT	1	
- 28	45-630012-8	. INSERT,BALANCE WEIGHT	1	
- 29	45-660012-1	. SKIN,HORN	1	
	45-660011	. RIB ASSY.	1	
- 30	45-660011-2	. RIB	1	
- 31	45-660011-4	. PLATE,UPPER	1	
- 32	45-660011-6	. PLATE,LOWER	1	

BEECHCRAFT
BONANZA V35B
ILLUSTRATED PARTS CATALOG



35-133-4

B E E C H C R A F T
B O N A N Z A V 3 5 B
I L L U S T R A T E D P A R T S C A T A L O G

FIG. & INDEX NO.	PART NO.	DESCRIPTION	UNITS PER ASSY	USABLE ON CODE
		1 2 3 4 5 6 7		
133	35-660043-1	. TAB ASSY,LH	1	
	35-660043-2	. TAB ASSY,RH	1	
		/ATTACHING PARTS/		
- 33	35-660044	. PIN,HINGE	1	
		↓		
- 34	35-660043-3	. . SKIN,LH	1	
	35-660043-4	. . SKIN,RH	1	
- 35	35-660043-5	. . RIB,LH OUTBD.	1	
	35-660043-6	. . RIB,RH OUTBD.	1	
- 36	35-660043-21	. . RIB,LH	1	
	35-660043-22	. . RIB,RH	1	
- 37	35-660043-7	. . BRACKET,UPPER	1	
- 38	35-660043-9	. . RIB,LH CONTROL	1	
	35-660043-10	. . RIB,RH CONTROL	1	
- 39	35-660043-11	. . BRACKET,LOWER	1	
- 40	35-660043-15	. . HORN	1	1
	35-660043-23	. . HORN	1	2
- 41	35-660043-19	. . RIB,LH	1	
	35-660043-20	. . RIB,RH	1	
- 42	35-660043-17	. . HINGE,LH TAB	1	
	35-660043-18	. . HINGE,RH TAB	1	
- 43	35-660043-13	. . RIB,LH INBD	1	
	35-660043-14	. . RIB,RH INBD	1	

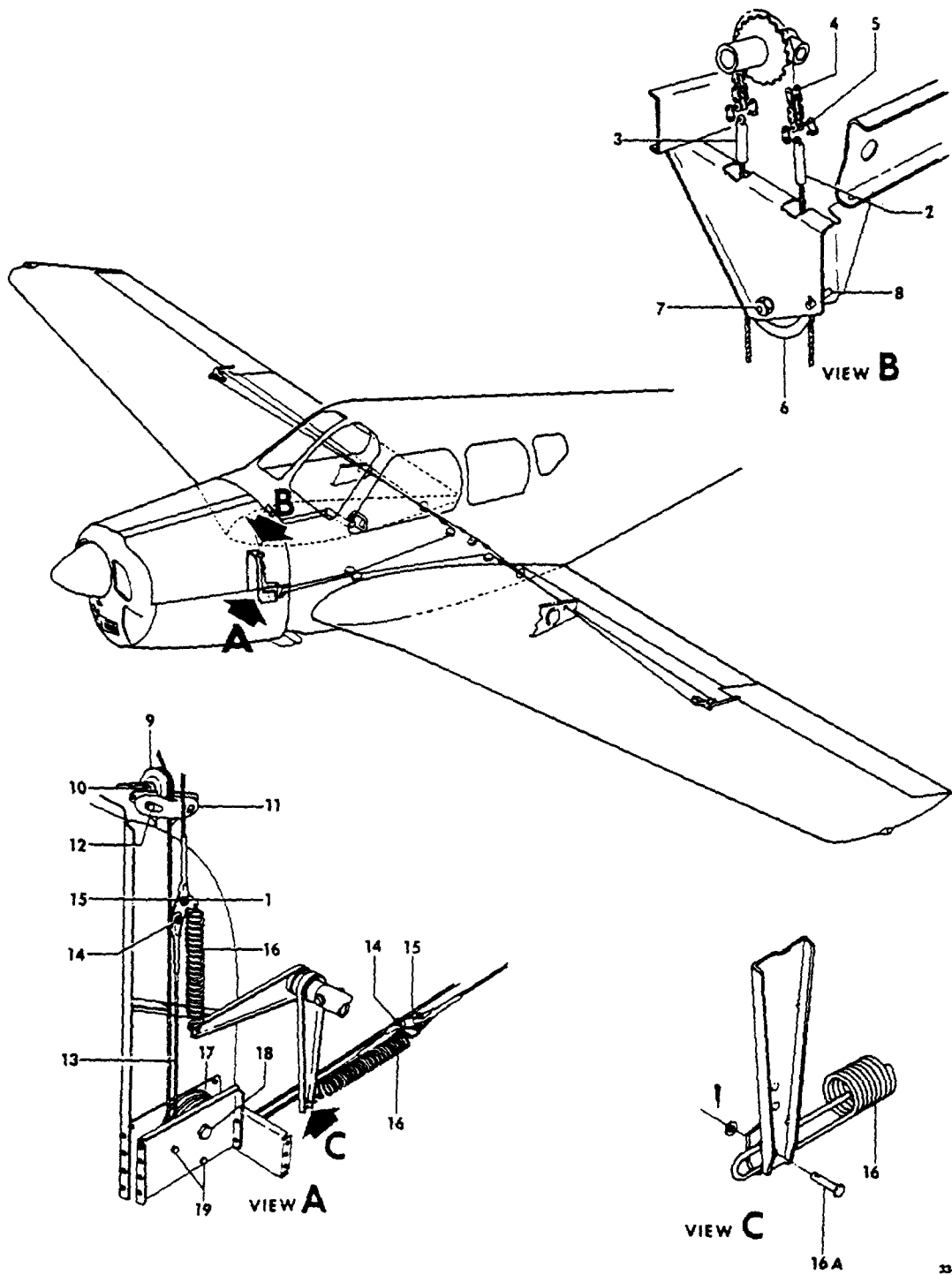
C O D E S O F E F F E C T I V I T Y

1 D-9069 THRU D-9422 2 D-9423 AND AFTER

BEECHCRAFT
BONANZA V35B
ILLUSTRATED PARTS CATALOG

FIGURE 151
AILERON CONTROLS

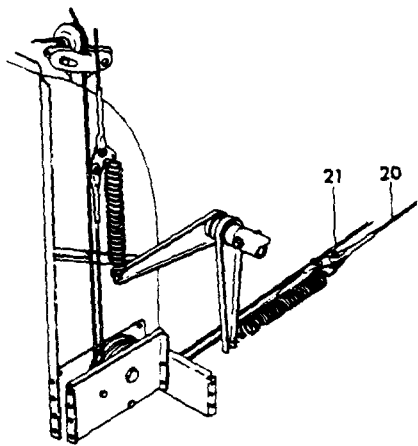
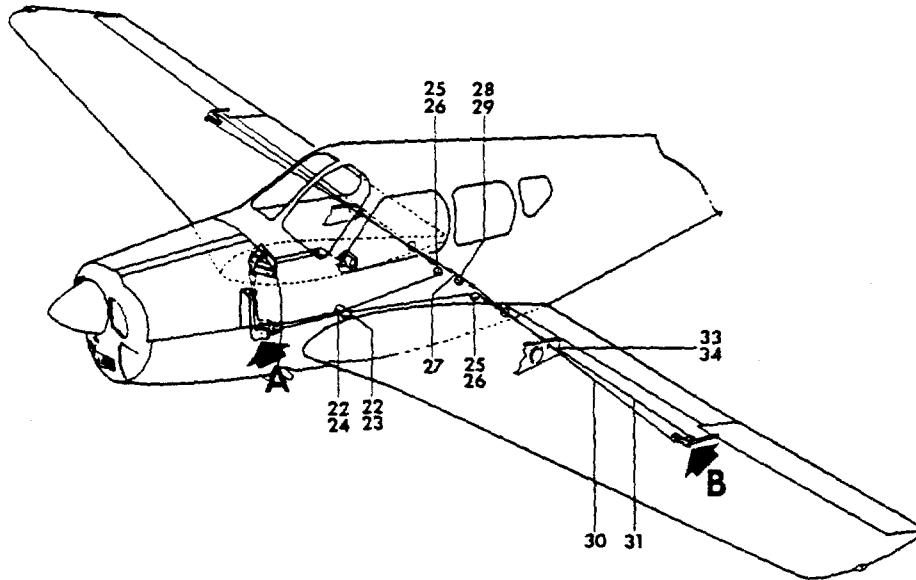
BEECHCRAFT
 BONANZA V35B
 ILLUSTRATED PARTS CATALOG



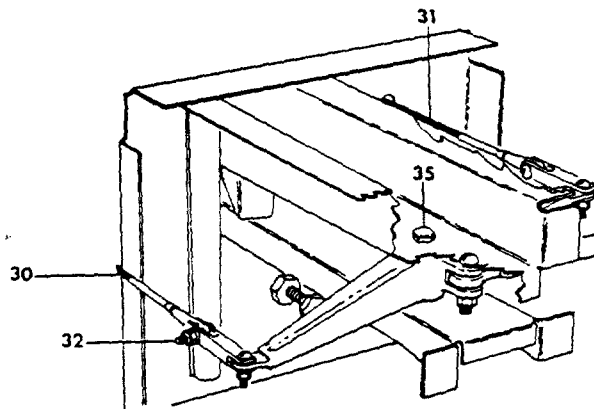
B E E C H C R A F T
B O N A N Z A V 3 5 B
I L L U S T R A T E D P A R T S C A T A L O G

FIG. & ITEM NO.	PART NO.	DESCRIPTION							UNITS PER ASSY	USABLE ON CODE
		1	2	3	4	5	6	7		
151	35-524651-5 35-524314	CONTROL INSTL, FUSELAGE FLIGHT							NP	
		. CABLE ASSY, FUSELAGE AILERON CONTROL							1	
		/ATTACHING PARTS/								
- 1	AN23-11/M/ AN960-10 AN320-3 MS24665-132	. BOLT							1	
		. WASHER							2	
		. NUT							1	
		. PIN, COTTER							1	
- 2	35-524314-8	. SWAGE ASSY, FUSELAGE AILERON CONTROL CABLE							1	
- 3	35-524314-6	. SWAGE ASSY, FUSELAGE AILERON CONTROL CABLE							1	
- 4	35-524314-10	. CHAIN, ROLLER							2	
- 5	88	. LINK, CONNECTING /TYPE A/							1	
- 6	118540BHP3	. PULLEY							1	
		/ATTACHING PARTS/								
- 7	AN4-10A/M/ AN960-416 MS20364-428	. BOLT							1	
		. WASHER							1	
		. NUT							1	
- 8	AN392-19 MS24665-132	. PIN							1	
- 9	118540BHP3	. PIN, COTTER							1	
		. PULLEY							1	
		/ATTACHING PARTS/								
- 10	AN4-10A/M/ AN960-416 MS20364-428	. BOLT							1	
		. WASHER							1	
		. NUT							1	
- 11	35-524309	. FAIRLEAD, AILERON CABLE GUARD							1	
		/ATTACHING PARTS/								
- 12	AN22-7A AN960-8 MS20364-832	. BOLT							2	
		. WASHER							4	
		. NUT							2	
- 13	NAS304-22-0255	. CABLE ASSY, FUSELAGE AILERON CONTROL							1	
		/ATTACHING PARTS/								
- 14	AN23-11/M/ AN960-10 AN320-3 MS24665-132	. BOLT							2	
		. WASHER							4	
		. NUT							2	
		. PIN, COTTER							2	
- 15	R 35-524302	. LINK, AILERON CONTROL CABLE							NP	
- 16	35-524664	. SPRING, AILERON & RUDDER FWD BUNGEE							2	
		/ATTACHING PARTS/								
- 16A	AN392-13 AN960-4 MS24665-132	. PIN, FLAT HEAD							1	
		. WASHER							1	
		. PIN, COTTER							1	
- 17	118540BHP4	. PULLEY							2	
		/ATTACHING PARTS/								
- 18	AN4-14A AN960-416 MS20365-428	. BOLT							1	
		. WASHER							1	
		. NUT							1	
- 19	AN392-35 MS24665-132	. PIN							2	
		. PIN, COTTER							2	

BEECHCRAFT
 BONANZA V35B
 ILLUSTRATED PARTS CATALOG



VIEW A



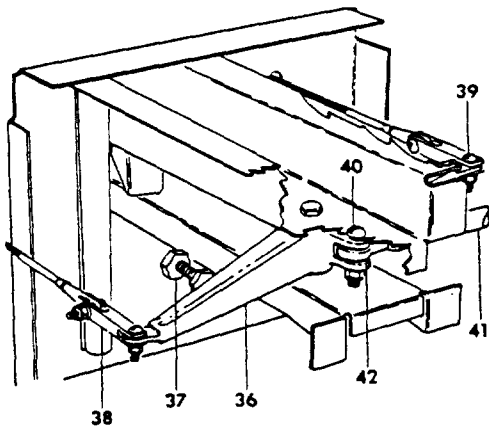
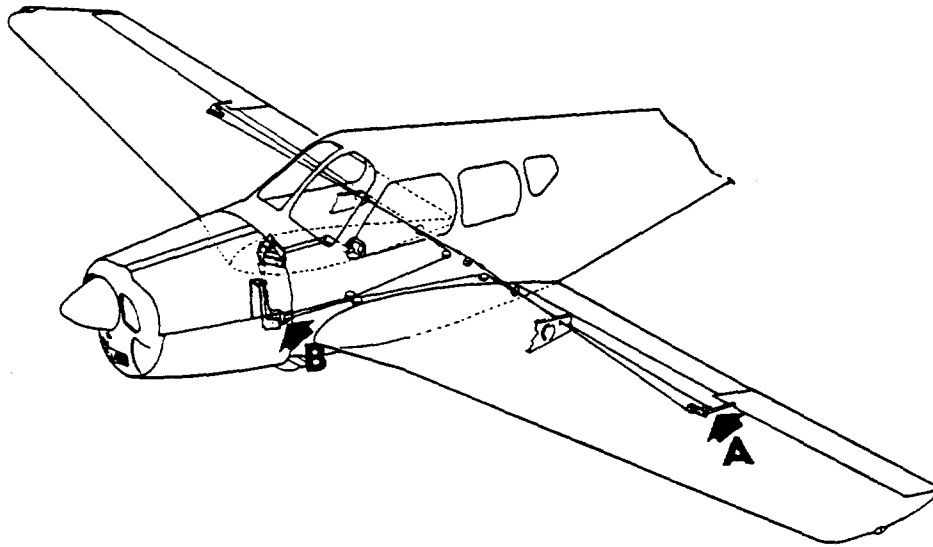
VIEW B

33-151-15

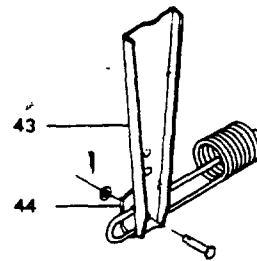
B E E C H C R A F T
B O N A N Z A V 3 5 B
I L L U S T R A T E D P A R T S C A T A L O G

FIG. & INDEX NO.	PART NO.	DESCRIPTION	UNITS PER ASSY	USABLE ON CODE
		1 2 3 4 5 6 7		
151 - 20	NAS304-26-0603	. CABLE ASSY. /ATTACHING PARTS/	1	
- 21	AN23-11/M/ AN960-10 AN320-3 MS24665-132	. BOLT. WASHER. NUT PIN, COTTER.	1 1 1 1	
- 22	1300008EP4	. PULLEY. /ATTACHING PARTS/	2	
	1300018B2	. BUSHING	1	
- 23	AN4-10A/M/	. BOLT.	1	
- 24	105077-10A AN960-416L	. BOLT. WASHER.	1 2	
	AN392-23 MS24665-132	. PIN PIN, COTTER.	1 1	
- 25	1185408HP4	. PULLEY. /ATTACHING PARTS/	2	
- 26	AN4-10A/M/ AN960-416 MS20365-428	. BOLT. WASHER. NUT	2 2 2	
	AN392-23 MS24665-132	. PIN PIN, COTTER.	4 4	
- 27	NAS304-66-0173	. CABLE ASSY.	1	
- 28	1185408HP4	. PULLEY. /ATTACHING PARTS/	1	
- 29	AN4-10A/M/ AN960-416 MS20365-428	. BOLT. WASHER. NUT	1 1 1	
	AN155-32S 35-521180 35-521180-1	. BARREL, TURBUCKLE CONTROL INSTL, WING FLIGHT LH. CONTROL INSTL, WING FLIGHT RH.	4 NP NP	
- 30	36-521011-3	. CABLE ASSY, AILERON BALANCE.	1	
- 31	36-521011-1	. CABLE ASSY, AILERON CONTROL. /ATTACHING PARTS/	1	
- 32	AN24-12 AN960-416L AN320-4 MS24665-132	. BOLT. WASHER. NUT PIN, COTTER.	2 2 2 2	
- 33	35-521181	. FAIRLEAD, AILERON CABLE /WING STA 66/. /ATTACHING PARTS/	2	
- 34	AN515-8R10 AN960-8	. SCREW WASHER.	2 2	
	35-521158-5 35-521158-15 35-521158-6 35-521158-16	. BELLCRANK ASSY, AILERON LH BELLCRANK ASSY, AILERON LH BELLCRANK ASSY, AILERON RH BELLCRANK ASSY, AILERON RH /ATTACHING PARTS/	1 1 1 1	4 3 4 3
- 35	AN4-16A AN960-416 MS20365-428	. BOLT. WASHER. NUT	1 1 1	

BEECHCRAFT
BONANZA V35B
ILLUSTRATED PARTS CATALOG



VIEW A



VIEW B

33-151-16

B E E C H C R A F T
B O N A N Z A V 3 5 8
I L L U S T R A T E D P A R T S C A T A L O G

FIG. & ITEM NO.	PART NO.	DESCRIPTION	1	2	3	4	5	6	7	UNITS PER ASSY	USABLE ON CODE
151 - 36	35-521158-7	. . BELLCRANK,AILERON CONTROL LH.	1	4
	35-521158-17	. . BELLCRANK,AILERON CONTROL LH.	1	3
	35-521158-8	. . BELLCRANK,AILERON CONTROL RH.	1	4
	35-521158-18	. . BELLCRANK,AILERON CONTROL RH.	1	3
- 37	S185-111-003	. . BOLT.	2	
	AN316-5R	. . NUT,CHECK	2	
	AR4	. . BEARING	2	
	105740X-ZG0190	. . BUSHING	2	
- 38	35-521190	. . FITTING,AILERON CONTROL CABLE /ATTACHING PARTS/	2		
- 39	35-521186	. . BOLT,AILERON BELLCRANK FLAT HEAD.	1	
	AN960-10L	. . WASHER.	1	
	AN320-3	. . NUT	1	
	MS24665-132	. . PIN,COTTER.	1	
	35-521152-12	. . ROD ASSY,AILERON CONTROL. /ATTACHING PARTS/	1		
- 40	35-521187	. . BOLT,AILERON BELLCRANK FLAT HEAD.	1	
	AN960-416L	. . WASHER.	1	
	AN320-4	. . NUT	1	
	MS24665-132	. . PIN,COTTER.	1	
- 41	35-521152-4	. . TUBE,AILERON CONTROL.	1		
- 42	002-381003-1	. . END,ROD	1	
	002-381003-3	. . END,ROD	1	
	AN316-4L	. . NUT,CHECK	1	
	AN316-4R	. . NUT,CHECK	1	
- 43	35-524650-11	ARM ASSY,RUDDER & AILERON BUNGEE SPRING /SEE FIG.154/	2	1	
	002-524018-15	ARM ASSY,RUDDER & AILERON BUNGEE SPRING /SEE FIG.154/	2	2	
- 44	35-524297-6	. . SUPPORT,BUNGEE SPRING ARM	1	1
	002-524018-7	. . SUPPORT,BUNGEE SPRING ARM	1	2
	35-415330-168	PANEL,LH.	1	
	35-415330-166	PANEL,RH.	1	
	35-400339-2	BRACKET ASSY,AILERON CABLE LOWER /STA 49/	1	

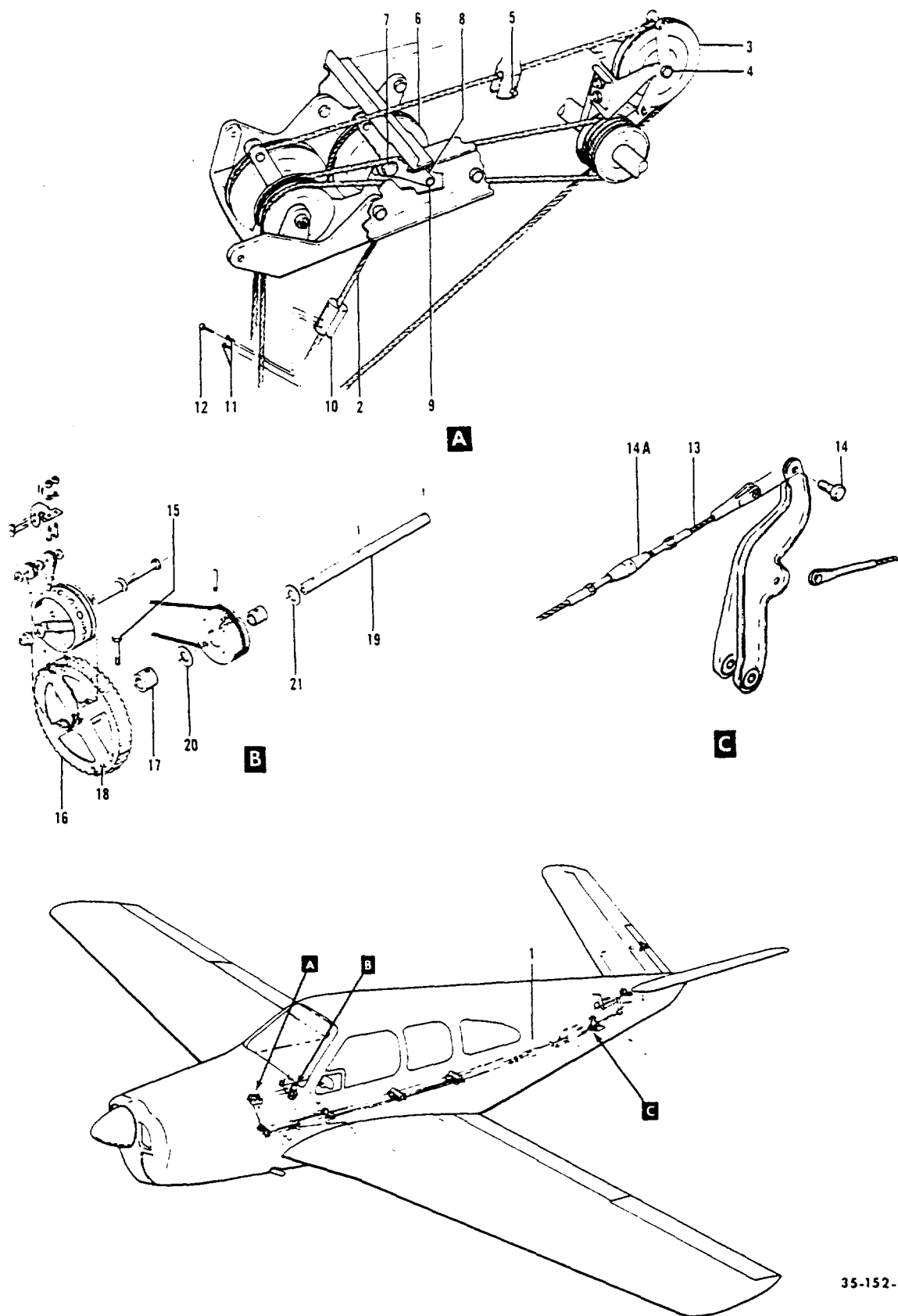
C O D E S O F E F F E C T I V I T Y

1 D-9096 THRU D-9438, 2 D-9439,D-9469
D-9440 THRU D-9468 AND AFTER
3 D-10376 AND AFTER 4 D-9069 THRU D-10375

BEECHCRAFT
BONANZA V35B
ILLUSTRATED PARTS CATALOG

FIGURE 152
RUDDERVATOR AND TAB CONTROLS

BEECHCRAFT
 BONANZA V35B
 ILLUSTRATED PARTS CATALOG

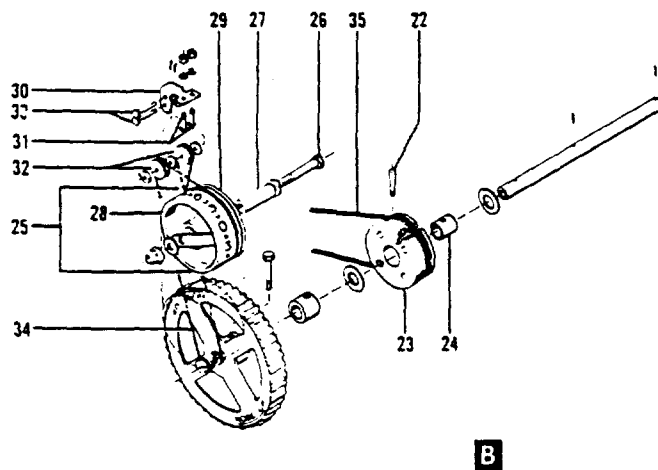
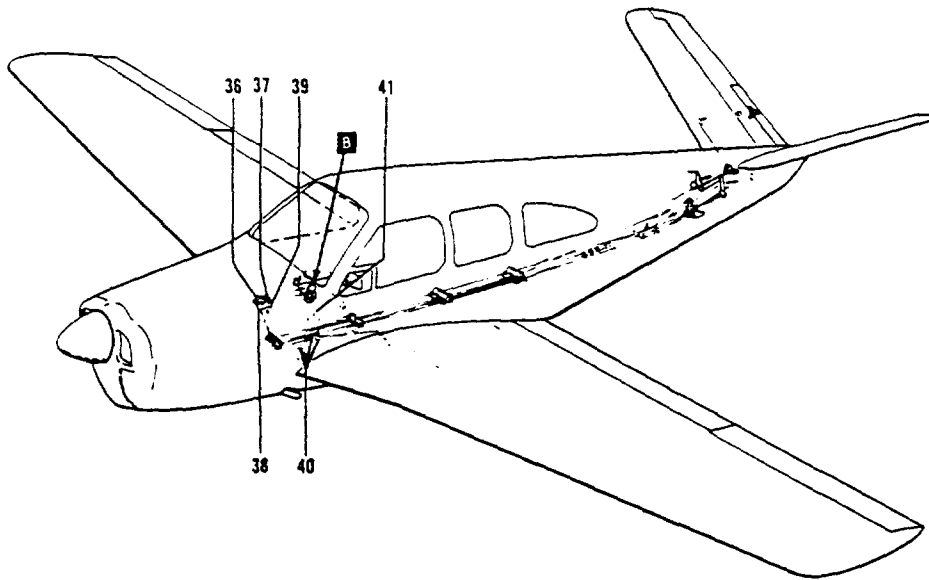


35-152-9

B E E C H C R A F T
B O N A N Z A V 3 5 B
I L L U S T R A T E D P A R T S C A T A L O G

FIG. & INDEX NO.	PART NO.	DESCRIPTION	UNITS PER ASSY	USABLE ON CODE
		1 2 3 4 5 6 7		
152	35-524651-5	CONTROL INSTL,FUSELAGE FLIGHT	NP	
	35-524040-6	. COLUMN ASSY,CONTROL /SEE FIG.155/	1	1
	35-524040-10	. COLUMN ASSY,CONTROL/SEE FIG.155/.	1	2
		/SPARES FOR 35-524040-6/		
- 1	35-524651-7	. CABLE ASSY.	1	
- 2	NAS304-35-2087	. CABLE ASSY.	1	
- 3	1185408HP4	. PULLEY.	1	
		/ATTACHING PARTS/		
- 4	AN4-11A/M/	. BOLT.	1	
	AN960-416	. WASHER.	1	
	MS20365-428	. NUT	1	
	NAS427K12	. PIN	1	
- 5	35-524346	. PIN,CONTROL COLUMN CABLE LOCK	1	
	MS24665-132	. PIN,COTTER.	1	
- 6	18754-6	. PULLEY.	1	
		/ATTACHING PARTS/		
- 7	AN4-14A/M/	. BOLT.	1	
	AN960-416	. WASHER.	1	
	MS20365-428	. NUT	1	
- 8	535-521242-15	. GUARD,CABLE	2	
- 9	AN392-35	. PIN	2	
	MS24665-132	. PIN,COTTER.	2	
- 10	535-521242-13	. WEIGHT,BOB.	2	
		/ATTACHING PARTS/		
- 11	AN515-8-28	. SCREW	2	
- 12	AN3-17A/M/	. BOLT.	1	
	MS20365-832	. NUT	2	
	MS20365-1032	. NUT	1	
- 13	NAS304-25-0082	. CABLE ASSY.	1	
		/ATTACHING PARTS/		
- 14	AN3-7/M/	. BOLT.	1	
	AN960-10	. WASHER.	2	
	AN960-10L	. WASHER.	1	
	AN310-3	. NUT	1	
	MS24665-132	. PIN,COTTER.	1	
- 14A	AN155-32L	. BARREL,TURNBUCKLE	2	
	35-524647-1	. INDICATOR INSTL TAB POSITION.	NP	3
	35-524071-7	. INDICATOR INSTL TAB POSITION.	NP	4
	35-524542-8	. WHEEL ASSY,TAB CONTROL.	1	
		/ATTACHING PARTS/		
- 15	AN3-16A/M/	. BOLT.	1	
	AN960-10	. WASHER.	1	
	MS20365-1032	. NUT	1	
	35-524542-10	. WHEEL ASSY.	1	
		/SUPERSEDED BY 50-524138/		
- 16	50-524138	. WHEEL,TAB CONTROL	1	
		/SUPERSEDES 35-524542-6/		
- 17	35-524543	. BUSHING,TAB CONTROL WHEEL	1	
- 18	35-524555	. PLACARD,TAB CONTROL WHEEL DIRECTION	1	
- 19	35-524647-5	. TUBE,TRIM TAB CONTROL	1	
		/ATTACHING PARTS/		
- 20	AN960-816	. WASHER.	1	
- 21	AN960-816L	. WASHER.	2	
	AN380-2-3	. PIN,COTTER.	3	

BEECHCRAFT
BONANZA V35B
ILLUSTRATED PARTS CATALOG

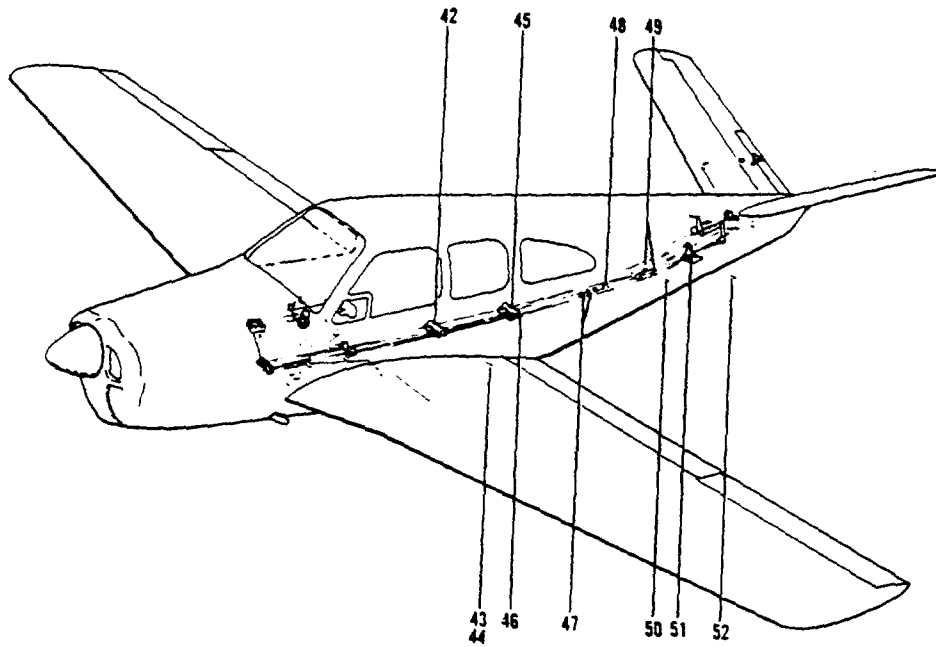


35-152-10

B E E C H C R A F T
B O N A N Z A V 3 5 B
I L L U S T R A T E D P A R T S C A T A L O G

FIG. & INDEX NO.	PART NO.	DESCRIPTION	UNITS PER ASSY	USABLE ON CODE
		1 2 3 4 5 6 7		
152	35-524539	. . DRUM ASSY, TRIM TAB CONTROL.	1	
		/ ATTACHING PARTS/		
- 22	35-524584	. . PIN, SLOTTED THREADED TAPER.	1	
	AN975-3	. . WASHER.	1	
	MS20364-1032	. . NUT	1	
- 23	50-524471-1	. . . DRUM, SLOTTED THREADED TAPER	1	
- 24	35-524538	. . BUSHING, TRIM TAB DRUM	1	
- 25	35-524546-3	. . DRUM ASSY, TRIM TAB INDICATOR.	1	
		/ ATTACHING PARTS/		
- 26	AN3-11A/M/	. . BOLT.	1	
- 27	105739X-1V0703	. . BUSHING	1	
	AN960-10L	. . WASHER.	3	
	MS20365-1032	. . NUT	1	
- 28	35-524547	. . . DRUM, TRIM TAB INDICATOR	1	
- 29	35-524550	. . . PLACARD, TRIM TAB INDICATOR.	1	
	35-524546-2	. . . PIN, TRIM TAB INDICATOR.	1	
- 30	35-524554	. . BRACKET, TAB INDICATOR CABLE TENSION PULLEY.	1	
		/ ATTACHING PARTS/		
- 31	AN526-632-7	. . SCREW	2	
	AN960-6	. . WASHER.	4	
	MS20365-632	. . NUT	2	
- 32	35-524553	. . PULLEY, TAB INDICATOR CABLE TENSION IDLER. .	2	
		/ ATTACHING PARTS/		
- 33	AN392-15	. . PIN	2	
	AN960-6	. . WASHER.	3	
	MS24665-132	. . PIN, COTTER.	2	
- 34	35-524647-9	. . CABLE, INDICATOR ACTUATING	1	
- 35	NAS302-66-3954	. . CABLE ASSY.	1	
- 36	118540BHP4	. . PULLEY.	1	
- 37	118540BHP2	. . PULLEY.	2	
		/ ATTACHING PARTS/		
- 38	AN3-23A/M/	. . BOLT.	1	
	105740X-1F1094	. . BUSHING	1	
	AN960-10	. . WASHER.	1	
	MS20365-1032	. . NUT	1	
- 39	35-524247	. . PLATE, CONTROL PULLEY GUARD.	2	
	35-524248	. . PLATE, TRIM TAB CONTROL PULLEY GUARD	2	
	AN392-19	. . PIN	1	
	AN392-23	. . PIN	1	
	MS24665-132	. . PIN, COTTER.	2	
- 40	118540BHP4	. . PULLEY.	4	
		/ ATTACHING PARTS/		
- 41	AN4-24A/M/	. . BOLT.	1	
	AN960-416	. . WASHER.	1	
	MS20365-428	. . NUT	1	
	AN392-67	. . PIN	2	
	MS24665-132	. . PIN, COTTER.	2	

BEECHCRAFT
BONANZA V35B
ILLUSTRATED PARTS CATALOG

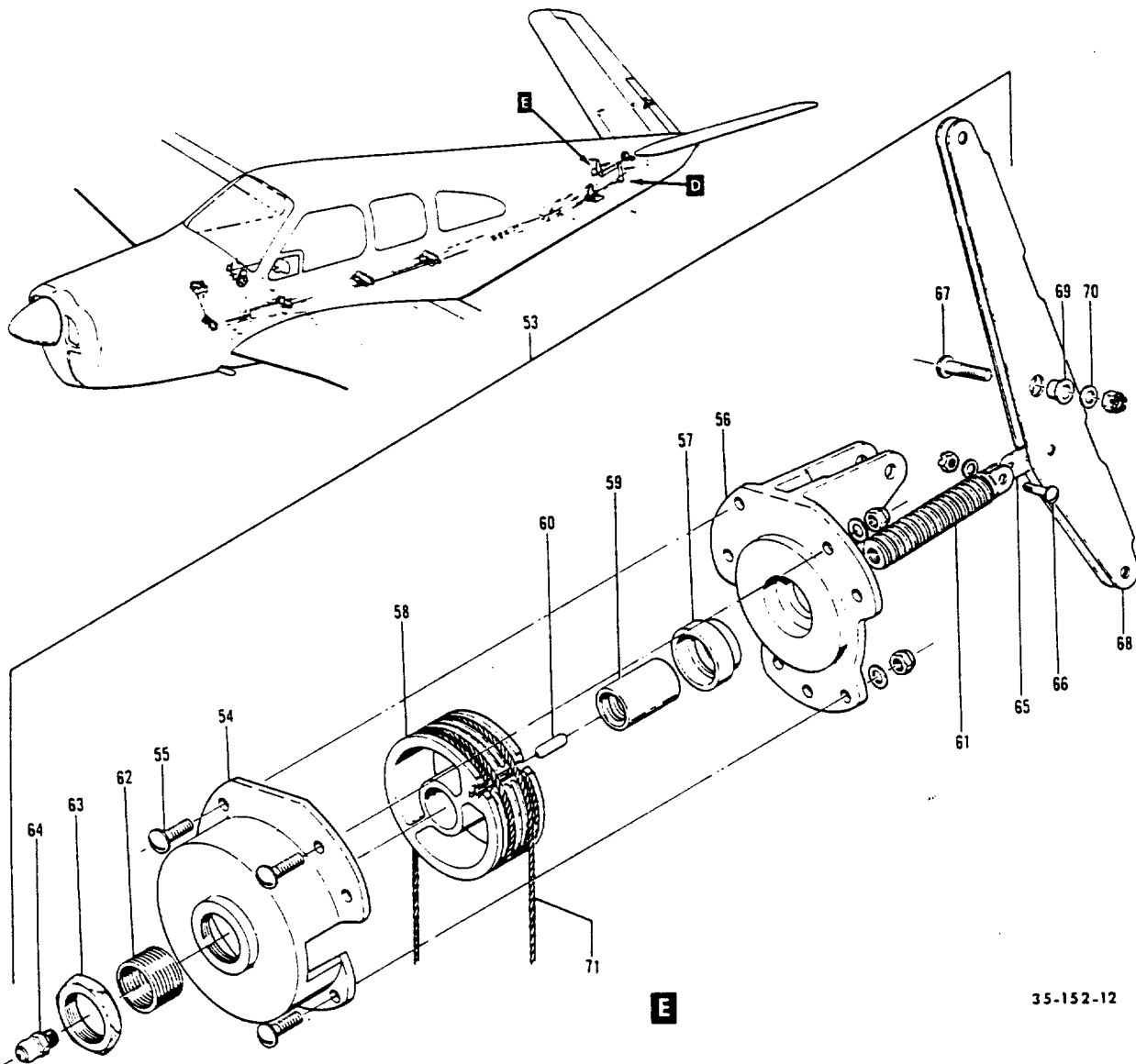
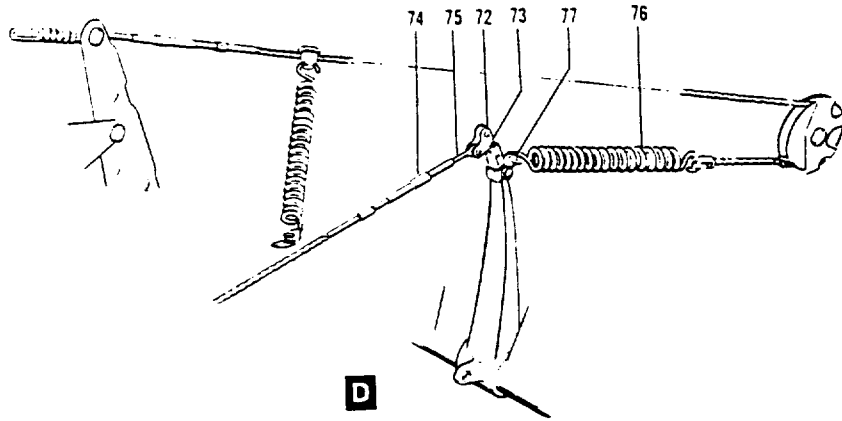


35-152 -11

B E E C H C R A F T
B O N A N Z A V 3 5 8
I L L U S T R A T E D P A R T S C A T A L O G

FIG. & INDEX NO.	PART NO.	DESCRIPTION	UNITS PER ASSY	USABLE ON CODE
		1 2 3 4 5 6 7		
152 - 42	1300008EP3	. PULLEY	4	
		/ATTACHING PARTS/		
- 43	AN4-24A/M/ 130001BB2	. BOLT	1	
	AN960-416	. BUSHING	4	
	MS20365-428	. WASHER	1	
		. NUT	1	
- 44	AN392-65	. PIN	1	
	MS24665-132	. PIN,COTTER	1	
- 45	1300008EP3	. PULLEY	6	
		/ATTACHING PARTS/		
- 46	AN4-54A/M/ 130001BB2	. BOLT	1	
	105739S-XU1484	. BUSHING	6	
	105739S-XU0484	. BUSHING	1	
	AN960-416	. BUSHING	1	
	MS20365-426	. WASHER	2	
		. NUT	1	
	35-524003	. PIN,PULLEY GUARD	1	
	MS24665-132	. PIN,COTTER	1	
- 47	AN155-8L	. BARREL,TURNBUCKLE	2	
- 48	45-524624	. STOP	2	
		/ATTACHING PARTS/		
	AN960-516	. WASHER	4	
	AN320-5/M/ MS24665-132	. NUT	2	
		. PIN,COTTER	2	
- 49	1300008EP3	. PULLEY	2	
		/ATTACHING PARTS/		
- 50	AN4-10A/M/ 130001BB2	. BOLT	2	
	AN960-416	. BUSHING	2	
	MS20365-428	. WASHER	2	
	AN392-19	. NUT	2	
	MS24665-132	. PIN	2	
		. PIN,COTTER	2	
- 51	1185408HP2	. PULLEY	2	
		/ATTACHING PARTS/		
- 52	AN3-10A/M/ 100801X4-0250	. BOLT	2	
	AN960-10	. BUSHING	2	
	AN960-10L	. WASHER	1	
	MS20365-1032	. WASHER	1	
		. NUT	2	
	AN392-21	. PIN	2	
	AN392-53	. PIN	2	
	MS24665-132	. PIN,COTTER	4	

BEECHCRAFT
 BONANZA V35B
 ILLUSTRATED PARTS CATALOG

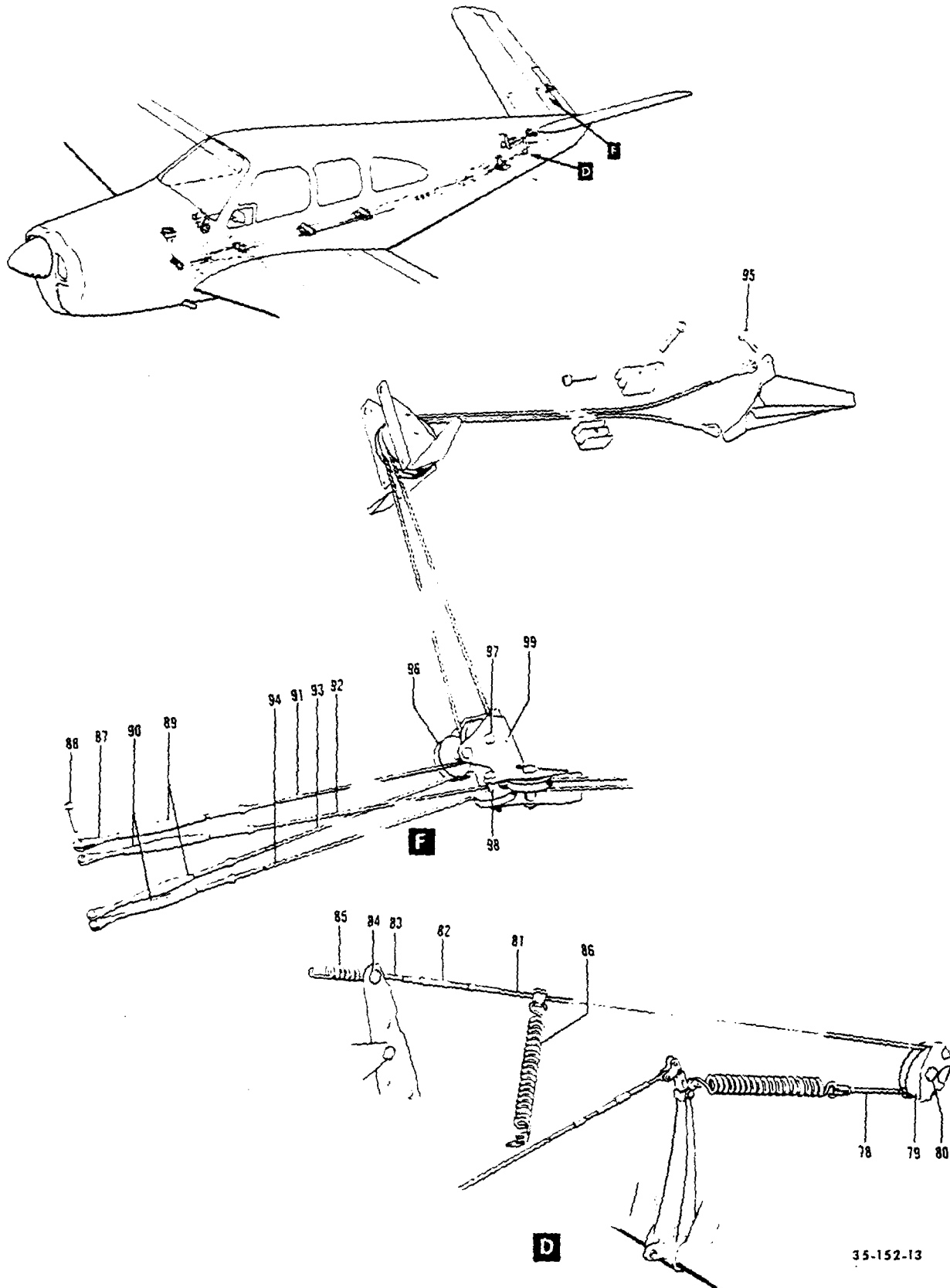


35-152-12

B E E C H C R A F T
B O N A N Z A V 3 5 B
I L L U S T R A T E D P A R T S C A T A L O G

FIG. & INDEX NO.	PART NO.	DESCRIPTION							UNITS PER ASSY	USABLE ON CODE
		1	2	3	4	5	6	7		
152 - 53	35-524386-7	1	
	AN3-6A/M/ AN960-10	3	
		3	
- 54	35-524375	1	
- 55	AN515-6-10 AN960-8 MS20365-832	4	
		4	
		4	
- 56	35-524387	1	
- 57	35-524373	1	
- 58	35-524239	1	
- 59	35-524239-2 35-524286 AN5658632H3	1	
- 60	35-524028	1	
- 61	50-524136	1	
- 62	35-524372	1	
- 63	35-524371	1	
- 64	1641B	1	
- 65	35-524137	1	
- 66	NAS54-6 AN960-416 AN960-416L AN310-4 MS24665-132	2	
		2	
		2	
		2	
		2	
- 67	35-524378-6 AN24-19/M/ AN960-416L AN310-4 MS24665-132	1	
		1	
		1	
		1	
- 68	35-524378-4 35-524378-8	1	
- 69	35-524196	1	
- 70	F310	2	
- 71	NAS302-77-1156	1	
- 72	35-524384	2	
- 73	AN23-10/M/ AN960-10 AN310-3 MS24665-132	1	
		1	
		1	
		1	
- 74	AN155-32L	1	
- 75	AN165-22RL	1	
- 76	35-524646	1	
- 77	AN3-10A/M/ AN970-3 NAS43HT3-12 MS20365-1032	1	
		2	
		1	
		1	

BEECHCRAFT
BONANZA V35B
ILLUSTRATED PARTS CATALOG

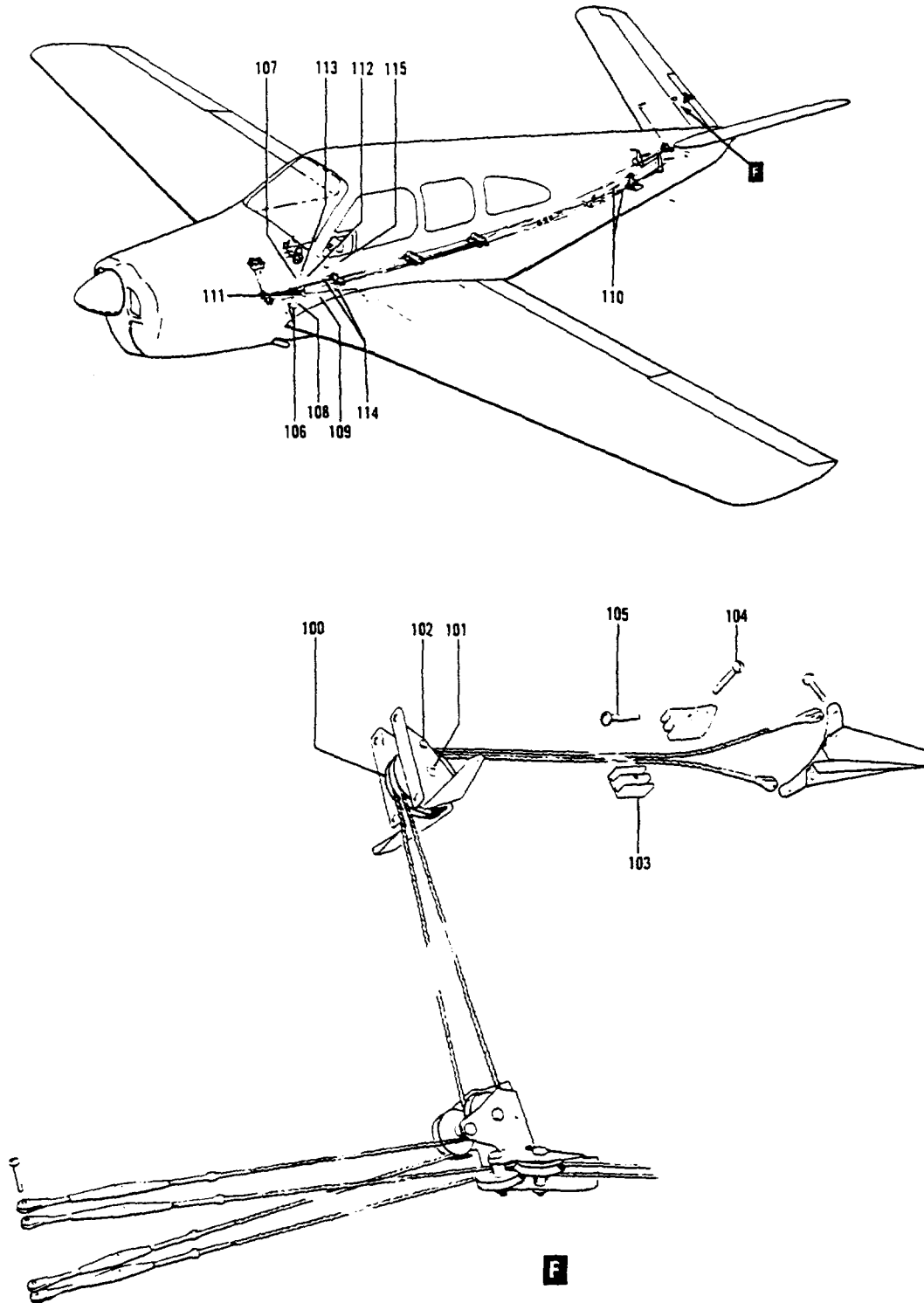


35-152-13

B E E C H C R A F T
B O N A N Z A V 3 5 B
I L L U S T R A T E D P A R T S C A T A L O G

FIG. & INDEX NO.	PART NO.	DESCRIPTION	UNITS PER ASSY	USABLE ON CODE
		1 2 3 4 5 6 7		
152 - 78	35-524382	. CABLE ASSY,TAB BUNGEE/AFT/	1	
	35-524377	. LOCK,TAB BUNGEE CABLE	1	
- 79	35-524376	. PULLEY ASSY,TAB BUNGEE.	1	
- 80	AN3-14A/M/ 105740X-YZ0895 AN960-10 MS20365-1032	. BOLT. BUSHING WASHER. NUT	1 1 3 1	
- 81	35-524383-4 35-524377	. CABLE ASSY,TAB/FWD/ LOCK,TAB BUNGEE CABLE	1 1	
- 82	MS20659-4 AN155-8L	. . . TERMINAL,CABLE. BARREL,TURNBUCKLE	1 1	
- 83	AN165-8RS	. EYE,TURNBUCKLE.	1	
- 84	AN3-12/M/ AN960-10 AN960-10L 102933SA-ZJ0093 AN310-3 MS24665-132	. BOLT. WASHER. WASHER. SPACER. NUT PIN,COTTER.	1 2 1 1 1 1	
- 85	106203-00108 100942U0324-44	. LINK,TAB BUNGEE TENSION SPRING. SPRING.	1 1	
- 86	35-524632	. SPRING,TAB BUNGEE TENSION	1	
- 87	AN161-16RL	. FORK,TURNBUCKLE	4	
- 88	AN23-13/M/ AN960-10 AN310-10 MS24665-132	. BOLT. WASHER. NUT PIN,COTTER.	2 2 2 2	
- 89	AN155-16L	. BARREL,TURNBUCKLE	2	
- 90	AN155-16S	. BARREL,TURNBUCKLE	2	
- 91	NAS303-27-0587	. CABLE ASSY.	1	
- 92	NAS303-27-0605	. CABLE ASSY.	1	
- 93	NAS303-27-0581	. CABLE ASSY.	1	
- 94	NAS303-27-0597	. CABLE ASSY.	1	
- 95	AN23-10/M/ AN960-10 AN310-3 MS24665-132	. BOLT. WASHER. NUT PIN,COTTER.	4 4 4 4	
- 96	1185408HP3	. PULLEY.	4	
- 97	AN4-16A/M/	. BOLT.	4	
- 98	10080106-0750 AN960-416 MS20365-428	. BUSHING WASHER. NUT	4 4 4	
- 99	1300018B2 NAS427K22 MS24665-132	. BUSHING PIN PIN,COTTER.	4 2 2	

BEECHCRAFT
BONANZA V35B
ILLUSTRATED PARTS CATALOG

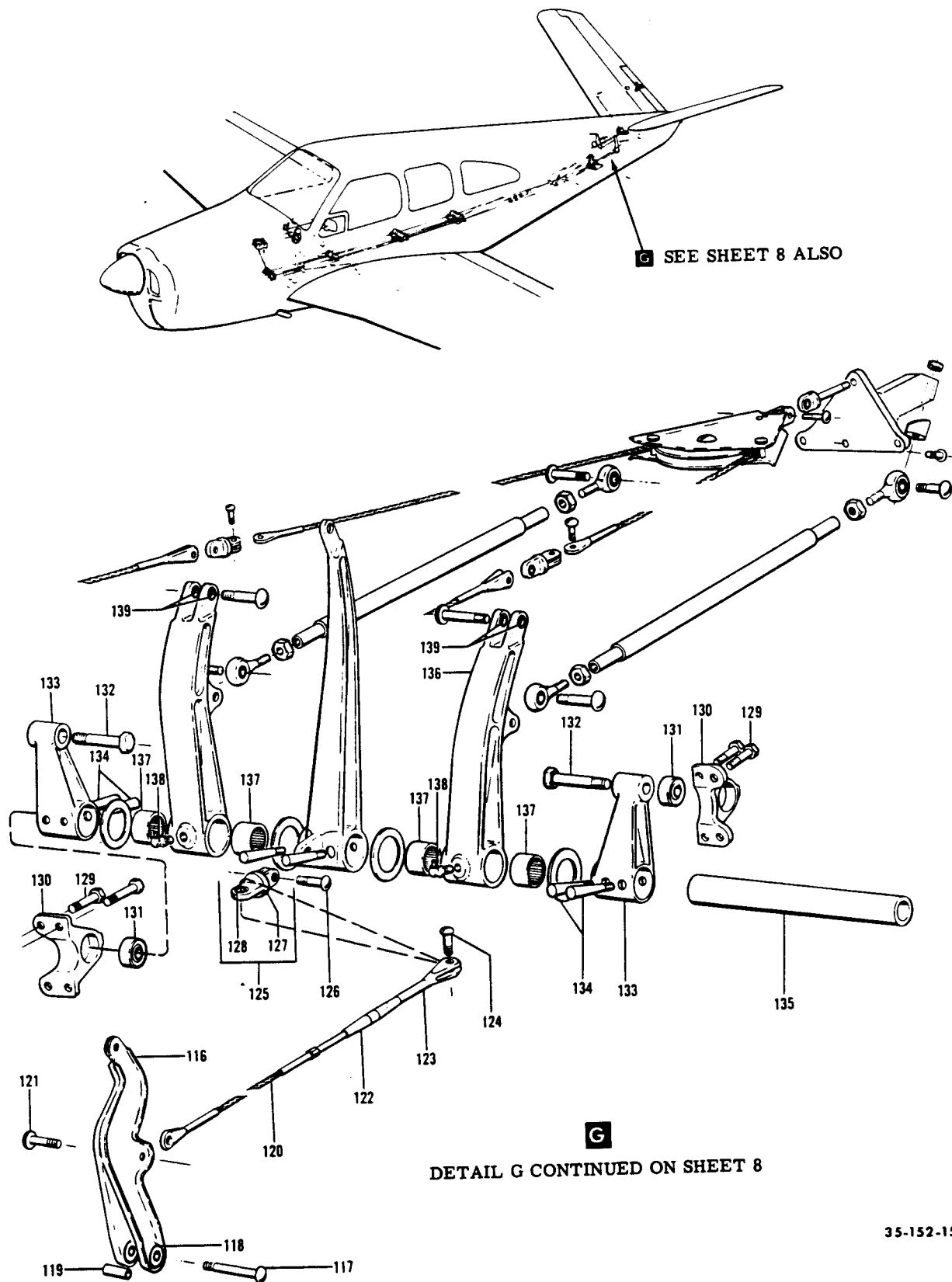


35-152-14

B E E C H C R A F T
B O N A N Z A V 3 5 B
I L L U S T R A T E D P A R T S C A T A L O G

FIG. & INDEX NO.	PART NO.	DESCRIPTION	1	2	3	4	5	6	7	UNITS PER ASSY	USABLE ON CODE
152 -100	1185408HP2	. PULLEY.								4	
		/ATTACHING PARTS/									
-101	AN3-11A/M/ AN960-10 MS20365-1032	. BOLT. WASHER. NUT								2 2 2	
-102	AN392-21 MS24605-132	. PIN PIN,COTTER.								4 4	
-103	35-660033	. FAIRLEAD,ELEVATOR HINGE								4	
		/ATTACHING PARTS/									
-104	AN23-18A/M/	. BOLT.								2	
-105	AN526-1032R10 AN960-10L MS20365-1032	. SCREW WASHER. NUT								4 12 2	
-106	1185408HP4	. PULLEY,RUDDER PEDAL								2	
		/ATTACHING PARTS/									
-107	AN4-10A/M/ AN960-416 MS20365-428	. BOLT. WASHER. NUT								2 2 2	
		/ATTACHING PARTS/									
	35-524321-2	. PLATE								2	
		/ATTACHING PARTS/									
	AN502-10-10	. SCREW								2	
-108	AN392-19 MS24665-132	. PIN PIN,COTTER.								2 2	
-109	NAS315-14-1871	. CABLE ASSY.								2	
-110	AN155-32L	. BELLCRANK ASSY,RUDDER VATER REDUCTION.								2	
-111	1300008EP4	. PULLEY.								2	
		/ATTACHING PARTS/									
-112	AN4-10A/M/	. BOLT.								1	
-113	105077-10A 1300018B2 AN960-416	. BOLT. BUSHING WASHER.								1 2 2	
		/ATTACHING PARTS/									
	AN392-23 MS24665-132	. PIN PIN,COTTER.								1 1	
-114	1300008EP4	. PULLEY.								3	
		/ATTACHING PARTS/									
-115	AN4-10A/M/ 1300018B2 AN960-416 MS20365-428	. BOLT. BUSHING WASHER. NUT								3 3 3 3	

BEECHCRAFT
 BONANZA V35B
 ILLUSTRATED PARTS CATALOG



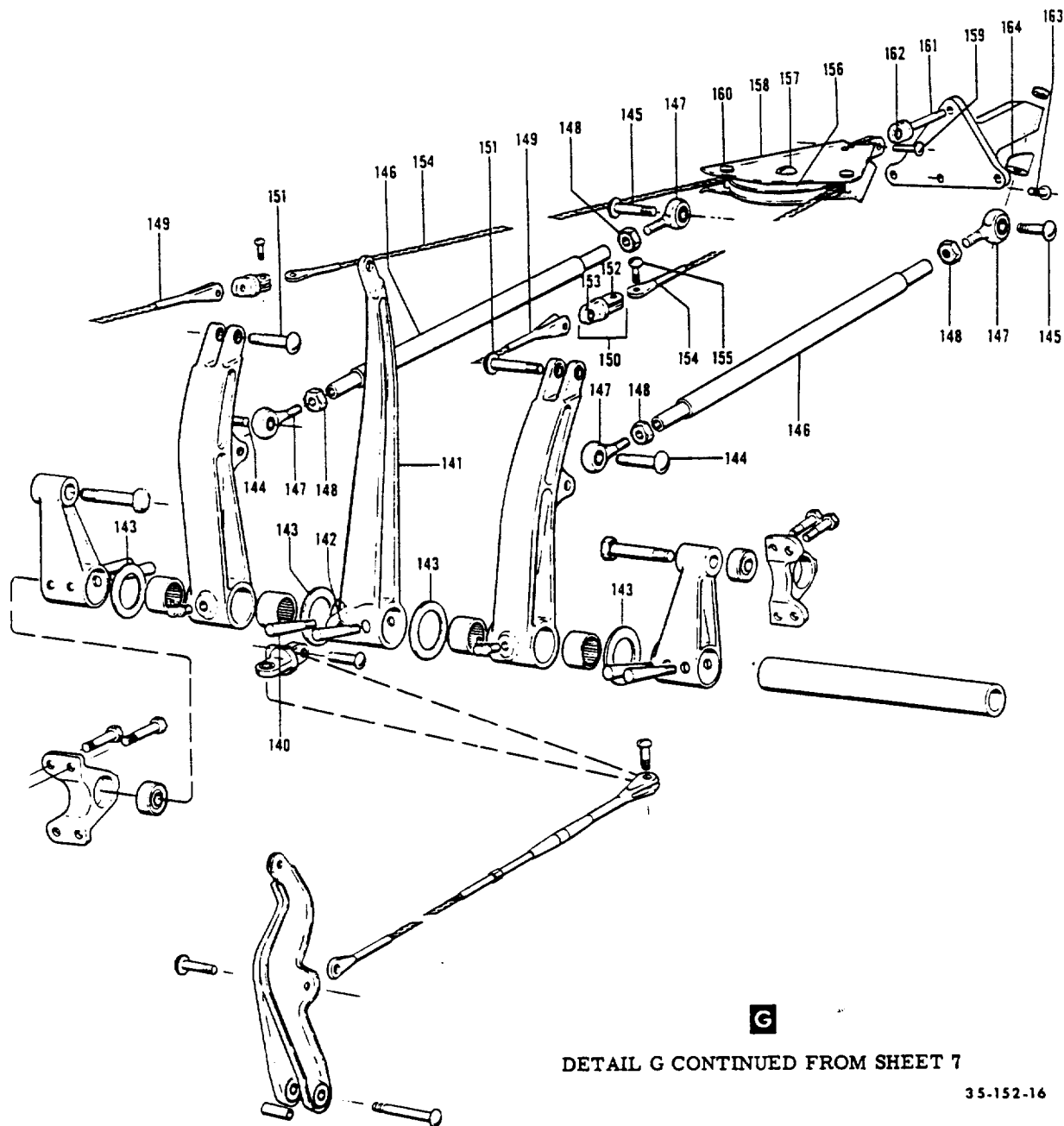
DETAIL G CONTINUED ON SHEET 8

35-152-15

B E E C H C R A F T
B O N A N Z A V 3 5 B
I L L U S T R A T E D P A R T S C A T A L O G

FIG. & INDEX NO.	PART NO.	DESCRIPTION							UNITS PER ASSY	USABLE ON CODE
		1	2	3	4	5	6	7		
152		35-524101	MP	
-116		35-524249	1	
-117		35-524266	1	
		AN960D10L	1	
		AN320-3	1	
		MS24665-132	1	
-118		AN200K3L	2	
-119		102933S4ZK0479	1	
-120		NAS304-36-0197	1	
-121		AN23-10/M/	1	
		AN960-10	1	
		AN320-3	1	
		MS24665-132	1	
-122		AN155-32S	1	
-123		AN161-22LS	1	
-124		AN23-11A/M/	1	
		AN960-10L	1	
		MS20365-1032	1	
-125		35-524109	1	
-126		AN23-14/M/	1	
		AN960-10L	2	
		AN320-3	1	
		MS24665-132	1	
-127		35-524109-2	1	
-128		NO NUMBER	1	
		35-524108	2	
-129		AN3-5A/M/	4	
		AN960-10	4	
		MS20365-1032	4	
-130		35-524108-2	2	
-131		KS6A	2	
		35-524100	1	
-132		NAS56-17	2	
		AN960-616	6	
		105090B032-6F	6	
		105090B010-6F	6	
		AN310-6	2	
		AN380-3-4	2	
-133		35-524105	2	
-134		AN386-1-9A	2	
		AN975-3	2	
		MS20364-1032	2	
-135		35-524111	1	
		35-524102	1	
		35-524102-1	1	
-136		35-524102-2	1	
		35-524102-3	1	
-137		B128	2	
-138		NAS2-101A	1	
-139		NO NUMBER	2	

BEECHCRAFT
 BONANZA V35B
 ILLUSTRATED PARTS CATALOG



DETAIL G CONTINUED FROM SHEET 7

35-152-16

B E E C H C R A F T
B O N A N Z A V 3 5 B
I L L U S T R A T E D P A R T S C A T A L O G

FIG. & INDEX NO.	PART NO.	1 2 3 4 5 6 7	DESCRIPTION	UNITS PER ASSY	USABLE ON CODE
152	35-524103	. . .	ARM ASSY, DIFFERENTIAL FLIGHT CONTROL. . .	1	
			/ATTACHING PARTS/		
-140	AN386-1-9A	. . .	PIN, TAPER	2	
	AN975-3	. . .	WASHER.	2	
	MS20364-1032	. . .	NUT	2	
-141	35-524103-2	. . .	ARM	1	
-142	NO NUMBER	. . .	BUSHING /252 OD X 1885 ID X 190/.	2	
-143	1050908020-12T	. . .	WASHER.	4	
	35-524106-8	. . .	ROD ASSY, DIFFERENTIAL TAIL CONTROL.	2	
			/ATTACHING PARTS/		
-144	AN24-18A/M/	. . .	BOLT.	1	
-145	AN24-20A/M/	. . .	BOLT.	1	
	AN960-416	. . .	WASHER.	2	
	MS20364-428	. . .	NUT	2	
-146	35-524106-6	. . .	ROD, DIFFERENTIAL TAIL CONTROL	1	
-147	NO46-15	. . .	END, ROD	2	
-148	AN316-6R	. . .	NUT	2	
-149	NAS304-25-0106	. . .	CABLE ASSY.	2	
-150	35-524109	. . .	LINK ASSY, DIFFERENTIAL CABLE ATTACH	2	
			/ATTACHING PARTS/		
-151	AN23-18/M/	. . .	BOLT.	1	
	AN960-10L	. . .	WASHER.	1	
	AN320-3	. . .	NUT	1	
	MS24665-132	. . .	PIN, COTTER.	1	
-152	35-524109-2	. . .	LINK, DIFFERENTIAL CABLE ATTACH.	1	
-153	NO NUMBER	. . .	BEARING /252 OD X 1885 ID X 182/.	1	
-154	NAS304-33-0247	. . .	CABLE ASSY, RUDDER CONTROL	1	
			/ATTACHING PARTS/		
-155	AN23-14A/M/	. . .	BOLT.	2	
	AN960-10L	. . .	WASHER.	2	
	MS20365-1032	. . .	NUT	2	
-156	1185408HP5	. . .	PULLEY.	1	
			/ATTACHING PARTS/		
-157	AN26-17/M/	. . .	BOLT.	1	
	AN960-616	. . .	WASHER.	1	
	AN320-6	. . .	NUT	1	
	AN380-3-3	. . .	PIN, COTTER.	1	
-158	35-524245	. . .	BRACKET ASSY, RUDDER BALANCE CABLE PULLEY.	1	
			/ATTACHING PARTS/		
-159	AN24-13/M/	. . .	BOLT.	1	
	AN960-416	. . .	WASHER.	1	
	AN320-4	. . .	NUT	1	
	MS24665-132	. . .	PIN, COTTER.	1	
-160	AN392-25	. . .	PIN	2	
	MS24665-132	. . .	PIN, COTTER.	2	
	35-524263	. . .	BOLT ASSY, CABLE PULLEY.	1	
			BRACKET SWIVEL		
-161	35-524263-2	. . .	BOLT.	1	
-162	NO NUMBER	. . .	BEARING /2505 ID X 3135 OD X 190/	1	
	AN960-516	. . .	WASHER.	1	
	AN310-5	. . .	NUT	1	
	AN380-2-3	. . .	PIN, COTTER.	1	
-163	35-524185-1	. . .	STUD, TORQUE TUBE SUPPORT.	2	
-164	35-524101-1	. . .	SPACER.	2	
	AN316-4R	. . .	NUT	4	

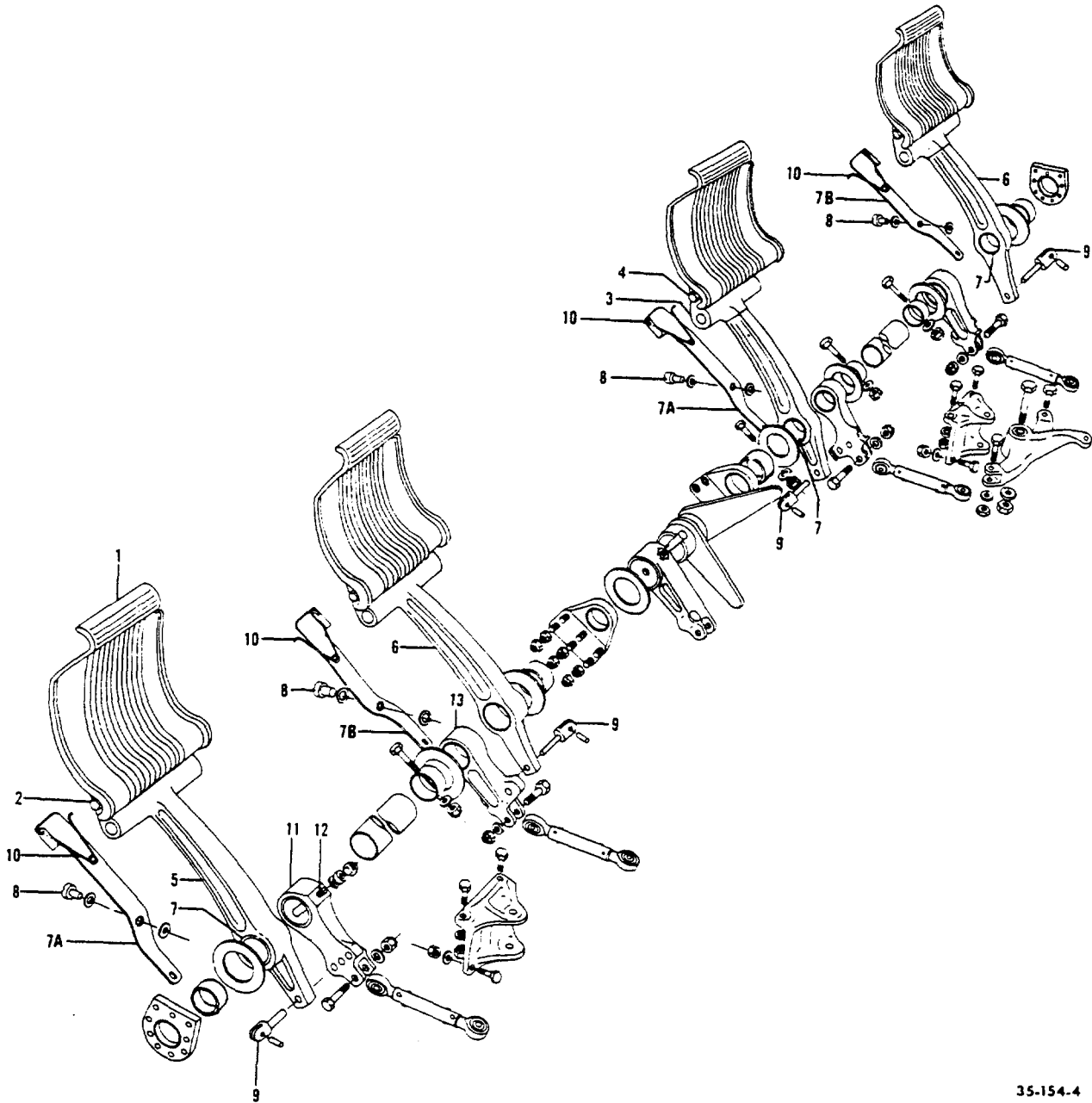
C O D E S O F E F F E C T I V I T Y

1 D-9069 THRU D-10358 2 D-10359 AND AFTER
3 D-9069 THRU D-10379 4 D-10380 AND AFTER

B E E C H C R A F T
B O M A N Z A V 3 5 B
I L L U S T R A T E D P A R T S C A T A L O G

FIGURE 154
RUDDER PEDALS AND LINKAGE
D-9069 THRU D-9468 EXCEPT D-9439

BEECHCRAFT
SONANZA V35B
ILLUSTRATED PARTS CATALOG

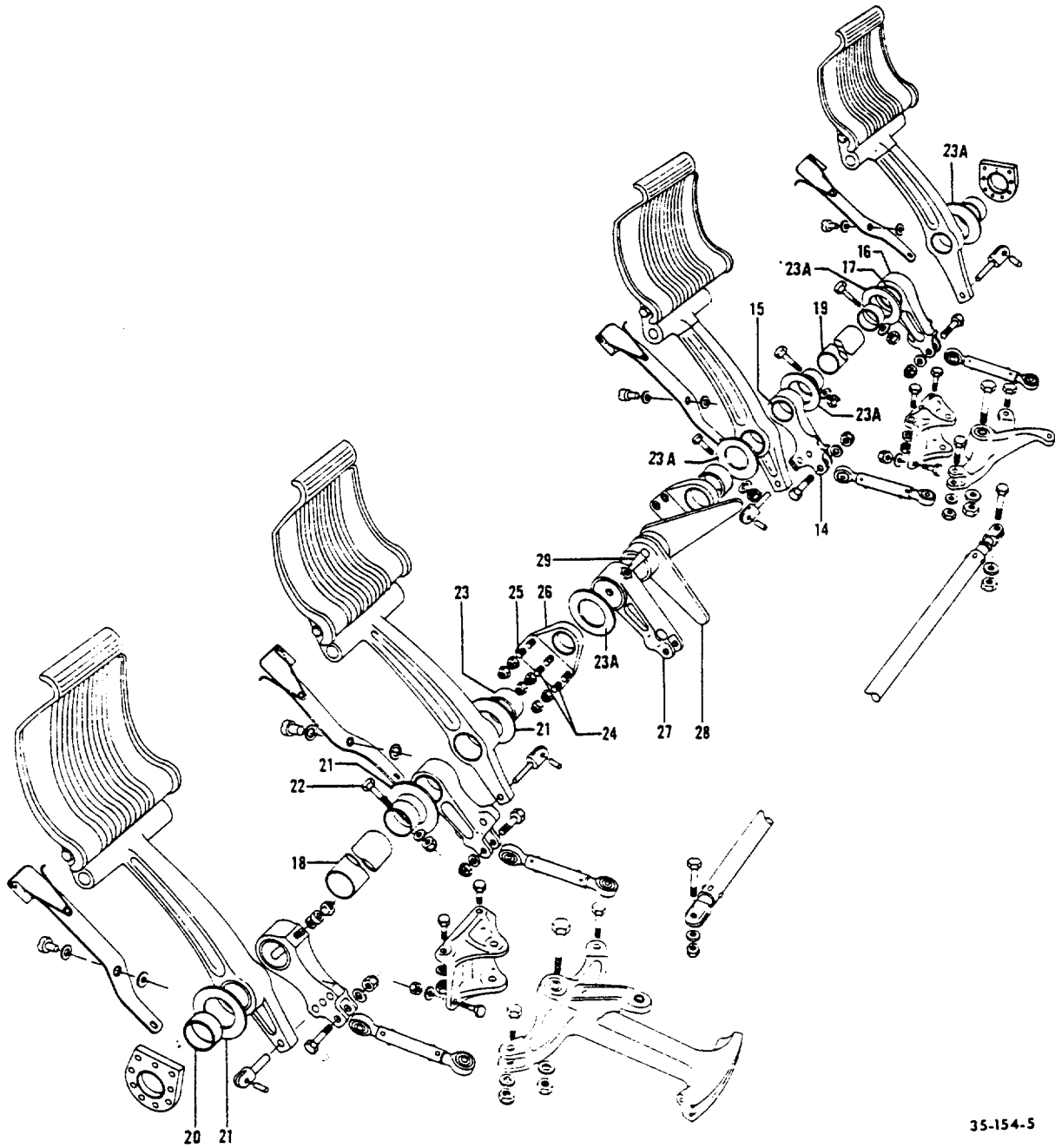


35-154.4

B E E C H C R A F T
B O N A N Z A V 3 5 B
I L L U S T R A T E D P A R T S C A T A L O G

FIG. & INDEX NO.	PART NO.	DESCRIPTION							UNITS PER ASSY	USABLE ON CODE
		1	2	3	4	5	6	7		
154	35-524650	SYSTEM INSTL, RUDDER PEDAL							NP	1
- 1	35-524011	. PEDAL, RUDDER LH							2	1
		/ATTACHING PARTS/								
- 2	AN3-10/M/ AN960-10 AN310-3 MS24665-132	. BOLT							2	
		. WASHER							2	
		. NUT							2	
		. PIN, COTTER							2	
- 3	35-524641	. PEDAL, CAP RUDDER RH							2	1
		/ATTACHING PARTS/								
- 4	AN3-44A 22K1-02	. BOLT							2	
		. NUT							2	
	50-524326-7	. ARM ASSY, COPILOT RUDDER PEDAL LH.							1	1
	95-524018-5	. ARM ASSY, PILOT RUDDER PEDAL LH.							1	1
	50-524326-8	. ARM ASSY, COPILOT RUDDER PEDAL RH.							1	1
	95-524018-17	. ARM ASSY, PILOT RUDDER PEDAL RH.							1	1
	50-524326-5	. . ARM, COPILOT RUDDER PEDAL LH							1	1
- 5	50-524326-5	. . ARM, PILOT RUDDER PEDAL LH							1	1
	50-524326-6	. . ARM, COPILOT RUDDER PEDAL RH							1	1
- 6	50-524326-6	. . ARM, PILOT RUDDER PEDAL RH							1	1
- 7	B1416	. . BEARING							4	1
	35-524666-1	. LEVER ASSY, COPILOTS RUDDER PEDAL ADJUSTING LH							1	1
- 7A	35-524666-1	. LEVER ASSY, PILOTS RUDDER PEDAL ADJUSTING LH .							1	1
	35-524666-2	. LEVER ASSY, COPILOTS RUDDER PEDAL ADJUSTING RH							1	1
- 7B	35-524666-2	. LEVER ASSY, PILOTS RUDDER PEDAL ADJUSTING RH .							1	1
		/ATTACHING PARTS/								
- 8	AN502-10-6 105739X-ZNO135 AN960-10L	. SCREW							1	
		. BUSHING							1	
		. WASHER							2	
- 9	35-524665 35-524171 102809A125-014	. PIN ASSY, RUDDER PEDAL ADJUSTMENT LEVER. . . .							4	1
		. . PIN, RUDDER PEDAL ADJUSTMENT LEVER							1	1
		. . PIN							4	1
- 10	35-524308	. SPRING, RUDDER PEDAL ADJUSTMENT LEVER. . . .							4	1
- 11	95-524018-9	. ARM, PILOTS RUDDER PEDAL LOWER							1	1
		/ATTACHING PARTS/								
- 12	AN386-2-12A AN975-3 AN960-416L MS20364-1032	. PIN, TAPER							1	
		. WASHER							1	
		. WASHER							1	
		. NUT							1	
- 13	95-524018-15 35-524143-2 B146 B148	. ARM ASSY, PILOTS RUDDER PEDAL LOWER.							1	1
		. . ARM, PILOTS RUDDER PEDAL LOWER							1	1
		. . BEARING, NEEDLE.							1	1
		. . BEARING, NEEDLE.							1	1

BEECHCRAFT
BONANZA V35B
ILLUSTRATED PARTS CATALOG

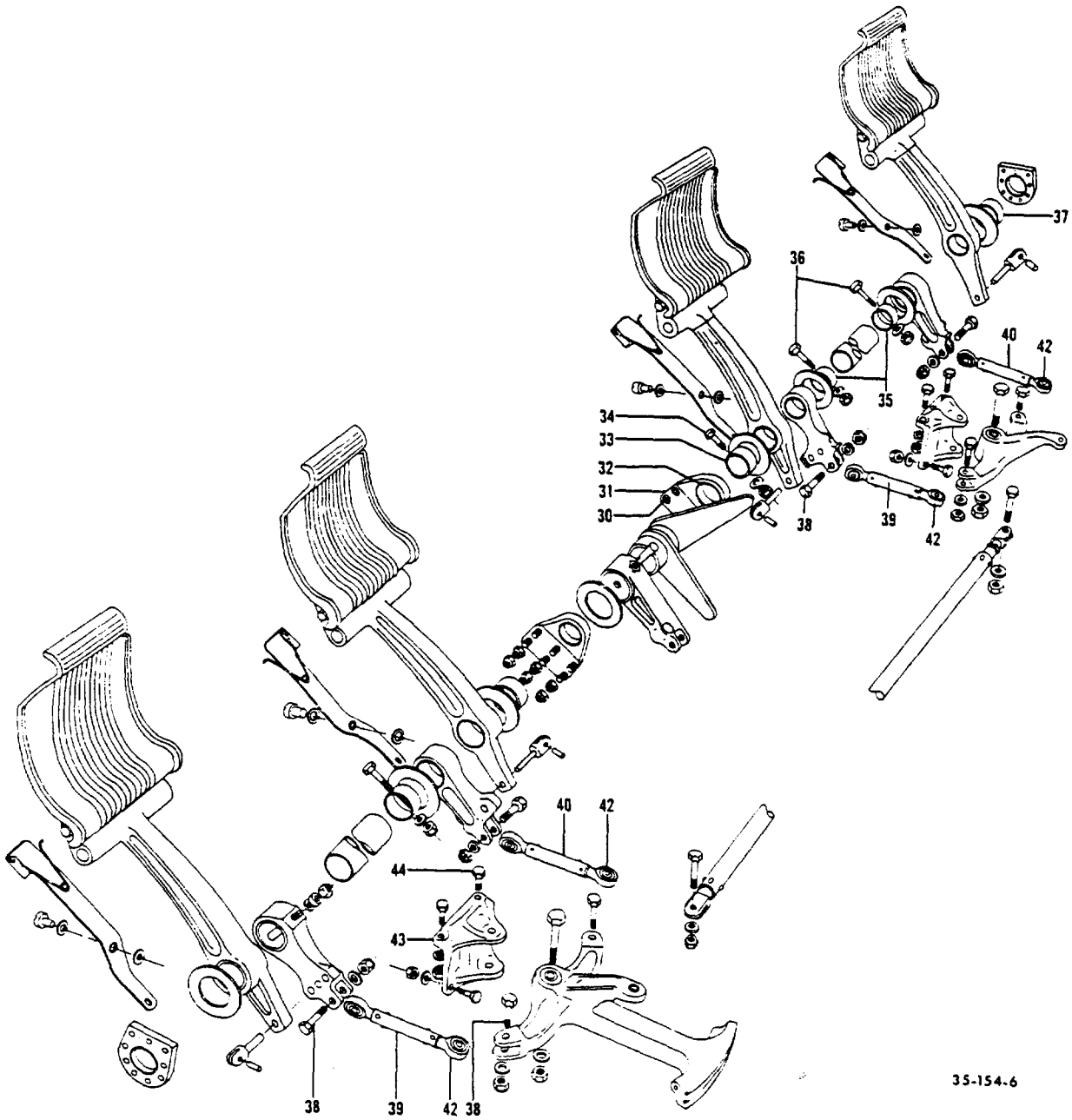


35-154-5

B E E C H C R A F T
B O N A N Z A V 3 5 B
I L L U S T R A T E D P A R T S C A T A L O G

FIG. & INDEX NO.	PART NO.	DESCRIPTION	1 2 3 4 5 6 7							UNITS PER ASSY	USABLE ON CODE
			1	2	3	4	5	6	7		
154	35-524367-1	. ARM ASSY,COPILOT RUDDER PEDAL LOWER LH.	1	1
	35-524368	. ARM ASSY,COPILOT RUDDER PEDAL LOWER LH. /USE WITH DUAL BRAKES/	1	1
- 14	35-524367-2	. . ARM,COPILOT RUDDER PEDAL LOWER LH.	1	1
	35-524368-2	. . ARM,COPILOT RUDDER PEDAL LOWER LH. /USE WITH DUAL BRAKES/	1	1
- 15	A1170-8	. . BEARING	1	1
	35-524367	. ARM ASSY,COPILOT RUDDER PEDAL LOWER RH.	1	1
	35-524143-6	. ARM ASSY,COPILOT RUDDER PEDAL LOWER RH. /USE WITH DUAL BRAKES/	1	1
- 16	35-524367-3	. . ARM,COPILOT RUDDER PEDAL LOWER RH.	1	1
	35-524143-2	. . ARM,COPILOT RUDDER PEDAL LOWER RH. /USE WITH DUAL BRAKES/	1	1
- 17	A1170-8	. . BEARING	1	1
- 18	35-524650-3	. SHAFT,PILOTS RUDDER PEDALS TORQUE	1	1
- 19	35-524018	. TUBE,COPILOTS RUDDER PEDALS TORQUE.	1	1
- 20	95-524018-3	. BUSHING	1	1
- 21	95-524018-35	. SPACER.	3	1
	95-524018-13	. BUSHING /ATTACHING PARTS/	1	1
- 22	AN3-14A/M/	. BOLT.	1	
	AN960-10	. WASHER.	1	
	MS20365-1032	. NUT	1	
- 23	95-524018-19	. BUSHING	1	1
- 23A	100951S031XW	. SPACER.	6	1
	95-524018-21	. SUPPORT ASSY,RUDDER TORQUE TUBE INBD LH. /ATTACHING PARTS/	1	1
- 24	35-524275	. SCREW	4	
- 25	35-524275-1	. SCREW	2	
	AN960-10	. WASHER.	6	
	MS20365-1032	. NUT	6	
- 26	35-524183-2	. . SUPPORT,RUDDER TORQUE TUBE INBD LH.	1	1
- 27	B148	. . BEARING,NEEDLE.	1	1
	95-524018-23	. ARM ASSY,STEERING TORQUE.	1	1
	35-825054-9	. . ARM,NOSE STEERING TORQUE.	1	1
- 28	95-524018-25	. . BUSHING,NOSE STEERING TORQUE.	1	1
	35-524650-11	. ARM ASSY,RUDDER & AILERON BUNGEE SPRING /ATTACHING PARTS/	1	1
- 29	AN386-2-12A	. PIN,TAPER	1	
	AN975-3	. WASHER.	1	
	AN960-416L	. WASHER.	1	
	MS20364-1032	. NUT	1	

BEECHCRAFT
BONANZA V35B
ILLUSTRATED PARTS CATALOG

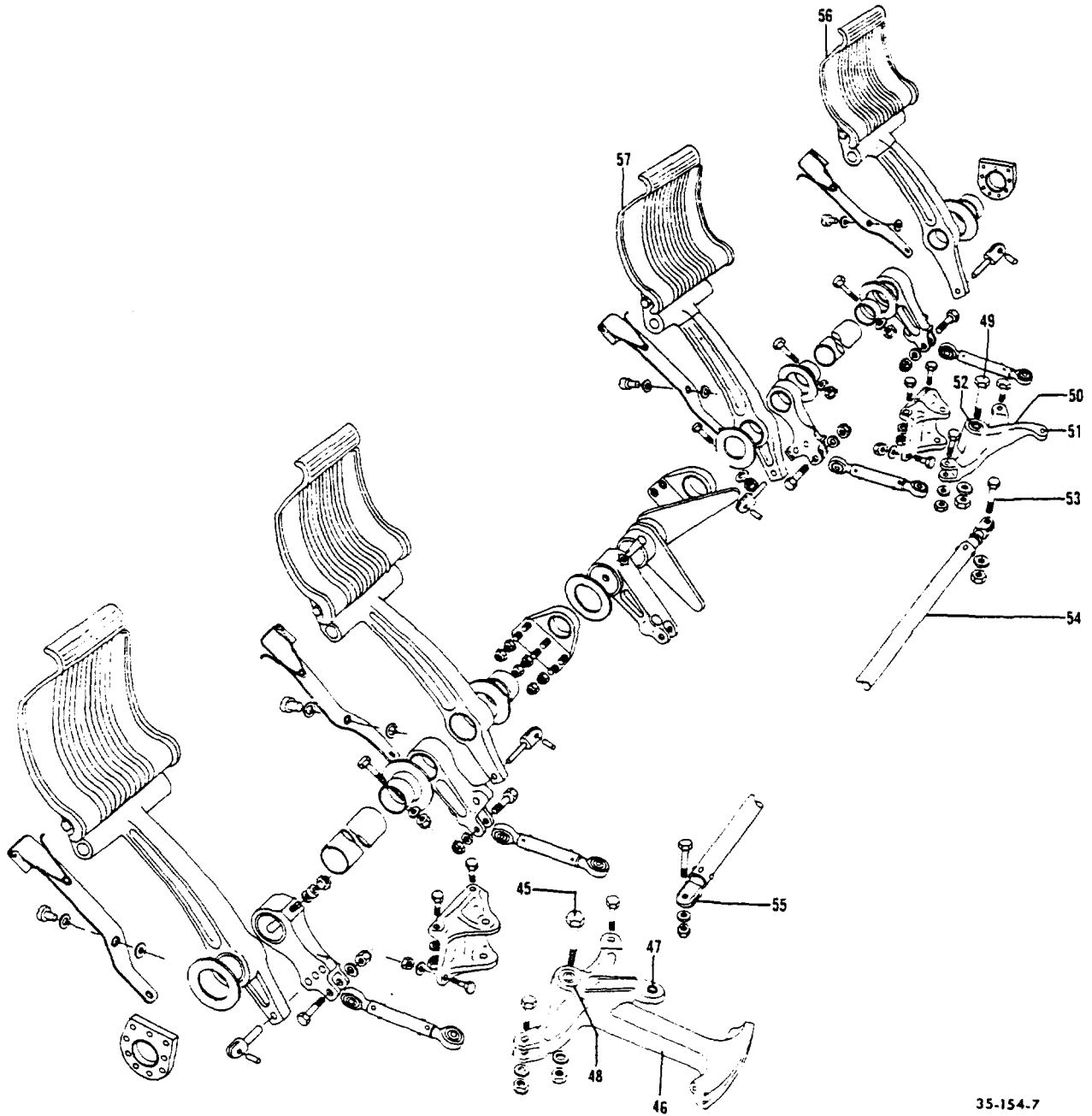


35-154-6

B E E C H C R A F T
B O N A N Z A Y 3 5 B
I L L U S T R A T E D P A R T S C A T A L O G

FIG. & INDEX NO.	PART NO.	DESCRIPTION	UNITS PER ASSY	USABLE ON CODE
154	35-524183-6	. SUPPORT ASSY, RUDDER TORQUE TUBE INBD RH /ATTACHING PARTS/	1	1
- 30	35-524275 AN960-10 MS20365-1032	. SCREW WASHER NUT	6 6 6	
- 31	35-524183-2	. . SUPPORT, RUDDER TORQUE TUBE INBD RH.	1	1
- 32	A1170-7	. . BEARING, OILITE.	1	1
- 33	105739S-YZ0641	. BUSHING /ATTACHING PARTS/	1	1
- 34	AN3-14A/M/ AN960-10 MS20365-1032	. BOLT. WASHER. NUT	1 1 1	
- 35	105739S-YZ0594	. BUSHING /ATTACHING PARTS/	2	1
- 36	AN3-14A/M/ AN960-10 MS20365-1032	. BOLT. WASHER. NUT	1 1 1	
- 37	105739S-ZY0532 95-524018-31 35-524650-7	. BUSHING ROD ASSY, LH RUDDER PEDAL PUSH ROD ASSY, RH RUDDER PEDAL PUSH /ATTACHING PARTS/	1 2 2	1 1 1
- 38	AN3-11/M/ AN960-10 AN310-3 MS24665-132	. BOLT. WASHER. NUT PIN, COTTER.	2 2 2 2	
- 39	95-524018-33	. . TUBE, LH RUDDER PEDAL PUSH ROD	2	1
- 40	35-524650-9	. . TUBE, RH RUDDER PEDAL PUSH ROD	2	1
- 41		. DELETED		
- 42	RE3S7	. . END, RH ROD.	2	1
- 43	35-524136	. SUPPORT, RUDDER PEDAL BELLCRANK. /ATTACHING PARTS/	2	1
- 44	AN3-5A/M/ AN960-10	. BOLT. WASHER.	4 4	

BEECHCRAFT
BONANZA V35B
ILLUSTRATED PARTS CATALOG



35-154.7

B E E C H C R A F T
B O N A N Z A V 3 5 8
I L L U S T R A T E D P A R T S C A T A L O G

FIG. 6 INDEX NO.	PART NO.	DESCRIPTION	UNITS PER ASSY	USABLE ON CODE
		1 2 3 4 5 6 7		
154	35-524137	. BELLCRANK ASSY, RUDDER PEDAL LH. /ATTACHING PARTS/	1	1
- 45	AN4-21/M/ AN960-416 AN310-4 AN380-2-3	. BOLT. WASHER. NUT PIN, COTTER.	1 1 1 1	
- 46	35-524137-2	. . BELLCRANK, RUDDER PEDAL LH	1	1
- 47	A225	. . BEARING	1	1
- 48	KP4A 10293305ZX0749 35-524138	. . BEARING SPACER. BELLCRANK ASSY, RUDDER PEDAL RH. /ATTACHING PARTS/	2 1 1	1 1 1
- 49	AN4-21/M/ AN960-416 AN310-4 AN380-2-3	. BOLT. WASHER. NUT PIN, COTTER.	1 1 1 1	
- 50	35-524138-2	. . BELLCRANK, RUDDER PEDAL RH	1	1
- 51	A225	. . BEARING	1	1
- 52	KP4A 10293305ZX0749 35-524144	. . BEARING SPACER. ROD ASSY, RUDDER PEDAL BELLCRANK PUSH. /ATTACHING PARTS/	2 1 1	1 1 1
- 53	AN23-14/M/ AN960-10 AN960-10L AN320-3 MS24665-132	. BOLT. WASHER. WASHER. NUT PIN, COTTER.	2 1 1 2 2	
- 54	35-524144-8	. . TUBE, RUDDER PEDAL PUSH ROD.	1	1
- 55	35-524258 AN316-6R	. . FORK, RUDDER PEDAL PUSH ROD. NUT	2 1	1 1
- 56	35-524011	PEDAL, COPILOT RH RUDDER /DUAL BRAKE ONLY/	1	1
- 57	95-810019-43 AN3-10/M/ AN960-10 AN310-3 MS24665-132	PEDAL, COPILOT LH RUDDER /DUAL BRAKE ONLY/ /ATTACHING PARTS/ BOLT. WASHER. NUT PIN, COTTER.	1 2 2 2 2	1 1 1 1

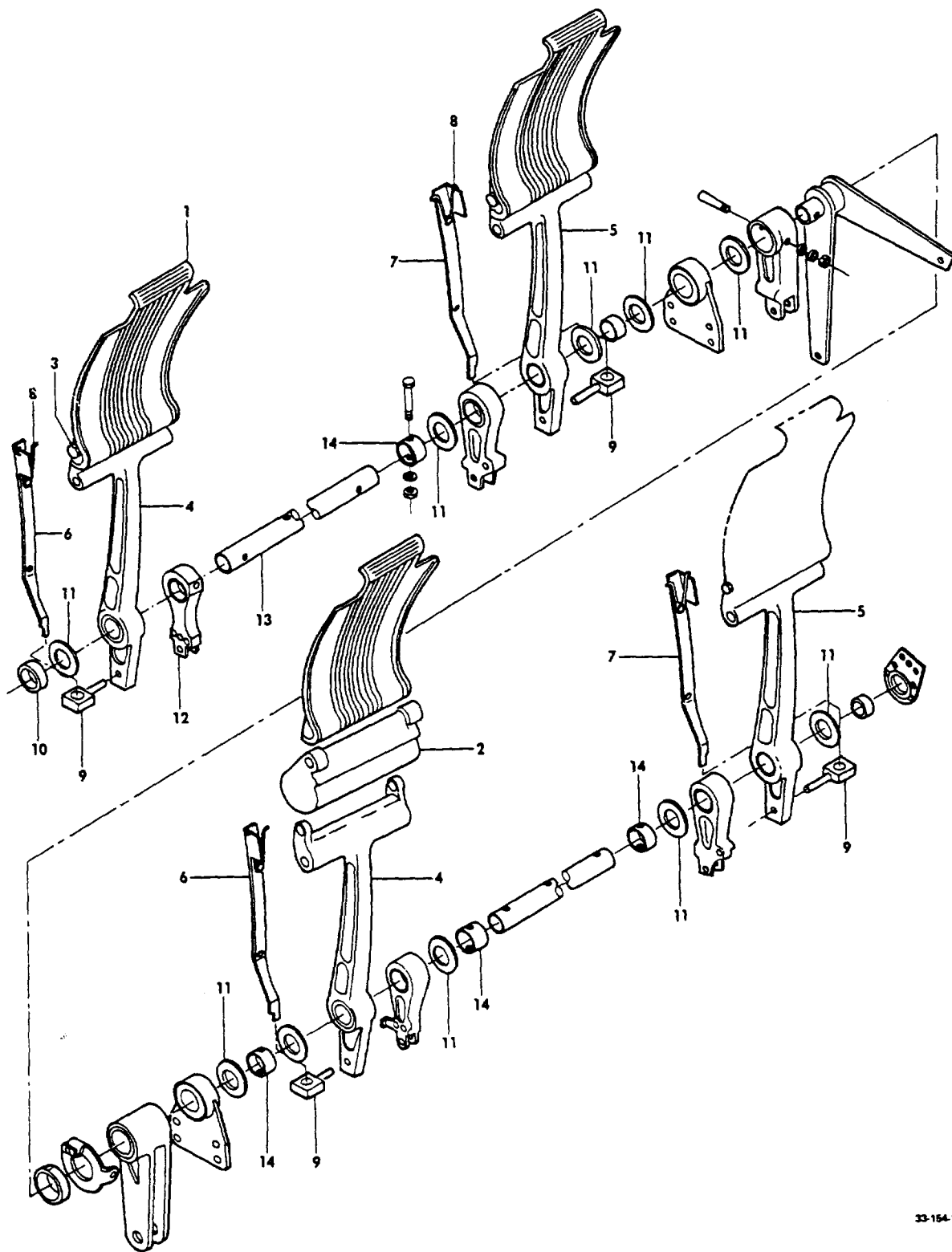
C O D E S O F E F F E C T I V I T Y

1 D-9069 THRU D-9468
EXCEPT D-9439

BEECHCRAFT
BONANZA V358
ILLUSTRATED PARTS CATALOG

FIGURE 154A
RUDDER PEDALS AND LINKAGE
D-9439, D-9469 AND AFTER

BEECHCRAFT
BONANZA V35B
ILLUSTRATED PARTS CATALOG

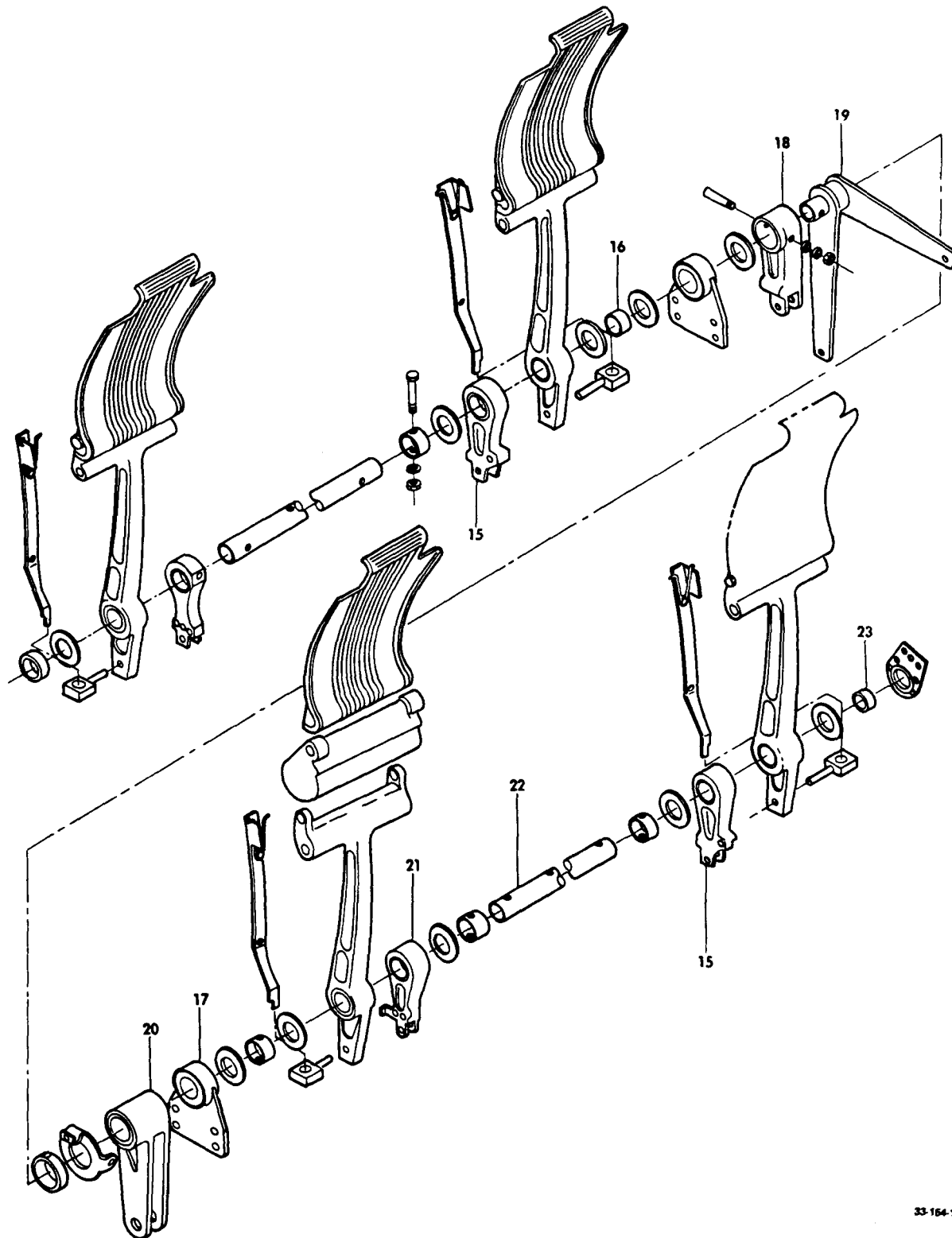


33-154-12

B E E C H C R A F T
B O N A N Z A V 3 5 8
I L L U S T R A T E D P A R T S C A T A L O G

FIG. & INDEX NO.	PART NO.	DESCRIPTION	UNITS PER ASSY	USABLE ON CODE
154A	002-524010-3	RUDDER PEDAL ASSY, LH.	1	1
	002-524010-5	RUDDER PEDAL ASSY, RH /LESS DUAL BRAKES/	1	1
	002-524010-19	RUDDER PEDAL ASSY, RH /WITH DUAL BRAKES/	1	1
- 1	002-524011-1	. PEDAL, RUDDER /WITH DUAL BRAKES/	4	1
- 2	002-524023-1	. PEDAL, RH RUDDER /LESS DUAL BRAKES/ /ATTACHING PARTS/	2	1
- 3	AN3-10	. BOLT /WITH DUAL BRAKES/	2	
	AN3-44A	. BOLT, RH RUDDER PEDALS /LESS DUAL BRAKES/	1	
	AN960-10	. WASHER /WITH DUAL BRAKES/	2	
	AN310-3	. NUT /WITH DUAL BRAKES/	2	
	22K1-02	. NUT /LESS DUAL BRAKES/	1	
	MS24665-132	. PIN, COTTER /WITH DUAL BRAKES/	1	
- 4	002-524020-1	. ARM ASSY, LH RUDDER PEDAL/ORDER 002-524020-5/.	NP	2
	002-524020-5	. ARM ASSY, LH RUDDER PEDAL. /SPARES FOR 002-524020-1/	2	3
- 5	002-524020-2	. ARM ASSY, RH RUDDER PEDAL/ORDER 002-524020-6/.	NP	2
	002-524020-6	. ARM ASSY, RH RUDDER PEDAL. /SPARES FOR 002-524020-2/	2	3
	002-524020-3	. . . ARM, LH/ORDER 002-524020-7/.	NP	2
	002-524020-7	. . . ARM, LH/SPARES FOR 002-524020-3/	2	3
	002-524040-4	. . . ARM, RH/ORDER 002-524020-8/.	NP	2
	002-524020-8	. . . ARM, RH/SPARES FOR 002-524020-4/	2	3
	B1416	. . . BEARING	1	1
	105740X-ZF0250	. . . BUSHING	2	1
- 6	002-524019-1	. LEVER, LH RUDDER PEDAL ADJUSTMENT.	2	1
- 7	002-524019-2	. LEVER, RH RUDDER PEDAL ADJUSTMENT. /ATTACHING PARTS/	2	1
	AN502-10-6	. SCREW	1	
	AN960-10	. WASHER.	1	
	105739X-ZN0135	. BUSHING	1	
- 8	002-524022-1	. SPRING, RUDDER PEDAL ADJUSTMENT LEVER. /ORDER 002-524022-3/	NP	2
	002-524022-3	. SPRING, RUDDER PEDAL ADJUSTMENT LEVER. /SPARES FOR 002-524022-1/	8	3
- 9	002-524021-1	. PIN, RUDDER PEDAL ADJUSTMENT	4	1
- 10	002-524010-9	. SPACER, LH RUDDER PEDAL.	1	1
- 11	100951S031-029	. WASHER.	14	1
- 12	002-524012-3	. ARM, LH. /ATTACHING PARTS/	1	1
	NAS464-4A25	. BOLT	1	
	AN960-416	. WASHER.	1	
	MS21042L4	. NUT	1	
- 13	002-524016-5	. SHAFT, LH RUDDER PEDALS.	1	1
- 14	002-524010-13	. SPACER. /ATTACHING PARTS/	4	1
	AN3-14A	. BOLT.	1	
	AN960-10	. WASHER.	1	
	MS21042L3	. NUT	1	

BEECHCRAFT
BONANZA V35B
ILLUSTRATED PARTS CATALOG

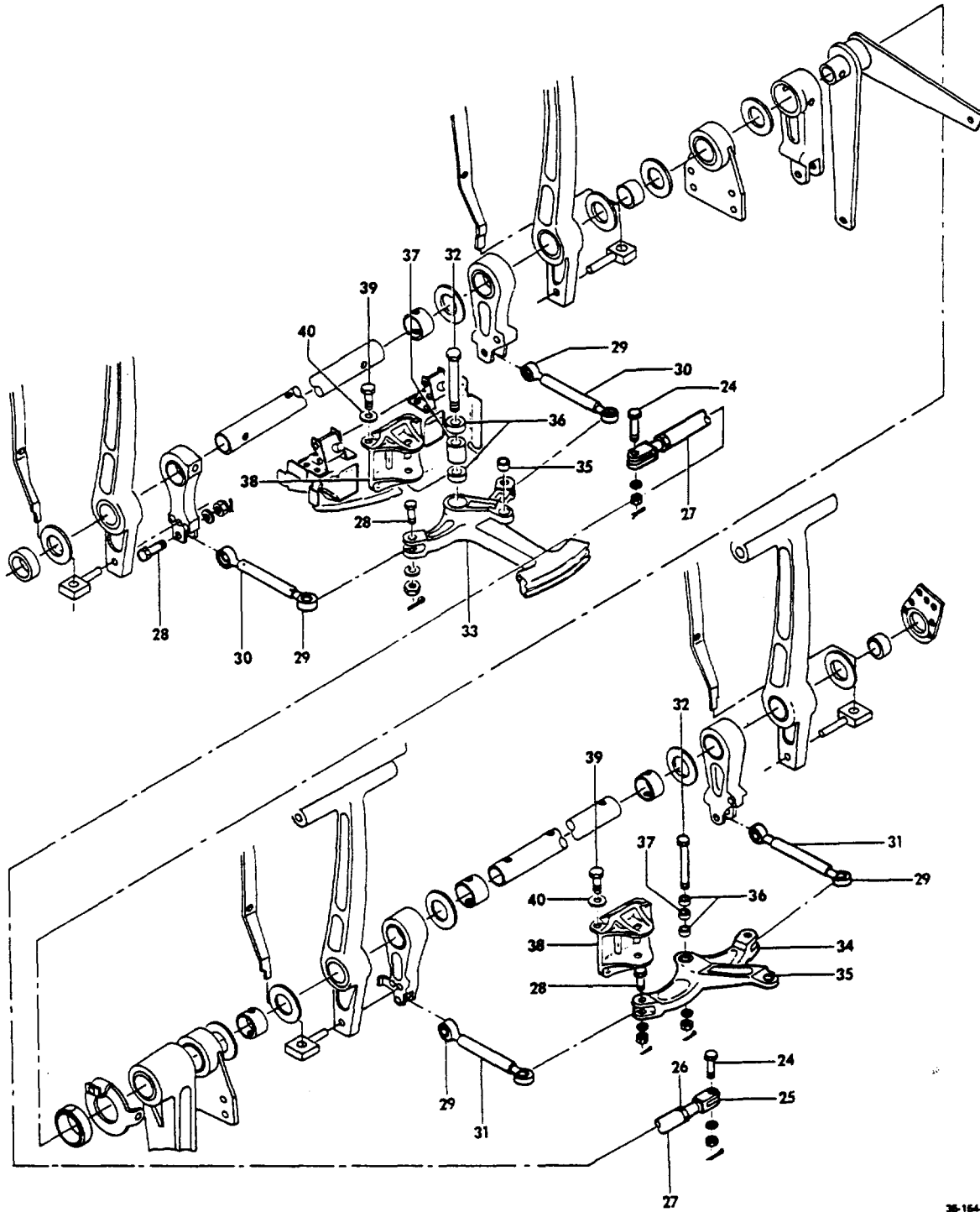


33-164-13

B E E C H C R A F T
B O N A N Z A V 3 5 8
I L L U S T R A T E D P A R T S C A T A L O G

FIG. & INDEX NO.	PART NO.	DESCRIPTION							UNITS PER ASSY	USABLE ON CODE
		1	2	3	4	5	6	7		
154A - 15	002-524012-1	2	1
	002-524012-5	1	1
	B1412	1	1
- 16	002-524010-11	2	1
	MS24665-357	1	
- 17	002-524017-5	2	1
	B148	1	1
- 18	002-820010-1	1	1
	NAS464-4A25	1	
	AN960-416	1	
	MS21042L4	1	
- 19	002-524018-15	1	1
- 20	002-820011-1	1	1
	B1416	1	1
	B148	1	1
	105740X-2U0164	2	1
- 21	002-524012-7	1	1
	002-524012-15	1	1
	B1412	1	1
- 22	002-524016-1	1	1
- 23	002-524010-15	1	1

BEECHCRAFT
BONANZA V35B
ILLUSTRATED PARTS CATALOG

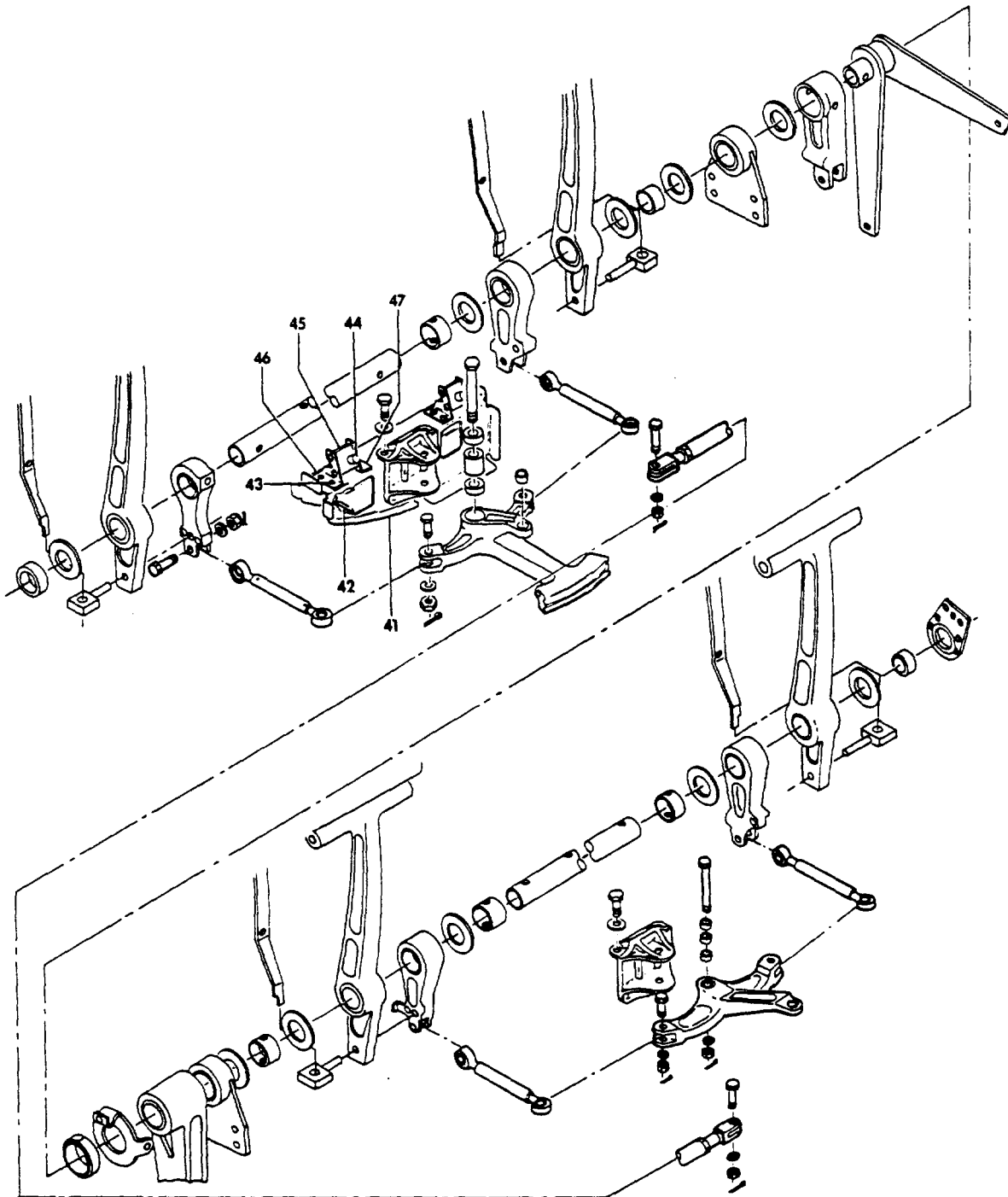


36-164-16

B E E C H C R A F T
B O N A N Z A V 3 5 8
I L L U S T R A T E D P A R T S C A T A L O G

FIG. & INDEX NO.	PART NO.	DESCRIPTION	UNITS PER ASSY	USABLE ON CODE
		1 2 3 4 5 6 7		
154A	002-410034-1	. ROD ASSY,PILOT & COPILOT RUDDER PEDAL INTERCONNECT /ATTACHING PARTS/	1	1
- 24	AN23-14/M/ AN960-10 MS17825-3 MS24665-130	. BOLT. WASHER. NUT PIN,COTTER.	2 2 2 2	
- 25	002-410034-5	. . FORK,ROD END.	2	1
- 26	AN316-6R	. . NUT,LOCKING	2	1
- 27	002-410034-3 002-410043-1 002-410043-3	. . TUBE. ROD ASSY,PILOT RUDDER PEDAL PUSH. ROD ASSY,COPILOT RUDDER PEDAL PUSH. /ATTACHING PARTS/	1 2 2 2	1 1 1
- 28	AN3-11 AN960-10 MS17825-3 MS24665-130	. BOLT. WASHER. NUT PIN,COTTER.	2 2 2 2	
- 29	MS21150-1	. . ROD END	2	1
- 30	002-410043-5	. . TUBE,PILOT RUDDER PEDAL	1	1
- 31	002-410043-7 002-410039-1 002-410039-3	. . TUBE,COPILOT RUDDER PEDAL BELLCRANK ASSY,PILOTS RUDDER PEDAL. BELLCRANK ASSY,COPILOTS RUDDER PEDAL. /ATTACHING PARTS/	1 1 1 1	1 1 1
- 32	AN4-21 AN960-416 AN310-4 MS24665-132	. BOLT. WASHER. NUT PIN,COTTER.	1 1 1 1	
- 33	002-410039-5	. . BELLCRANK,PILOTS RUDDER PEDAL	1	1
- 34	002-410039-7	. . BELLCRANK,COPILOTS RUDDER PEDAL	1	1
- 35	A225	. . BEARING	1	1
- 36	KP4A	. . BEARING	2	1
- 37	102933D5ZX0749 002-410056-1 002-410056-2	. . SPACER. SUPPORT ASSY,PILOTS RUDDER PEDAL BELLCRANK. SUPPORT ASSY,COPILOTS RUDDER PEDAL BELLCRANK.	1 1 1	1 1 1
- 38	35-524136	. . SUPPORT,RUDDER PEDAL BELLCRANK. /ATTACHING PARTS/	1	1
- 39	AN3-5A	. . BOLT.	4	
- 40	AN960-10L MS21047-3 MS21059-3	. . WASHER. NUTPLATE. NUTPLATE.	4 2 2	

BEECHCRAFT
BONANZA V35B
ILLUSTRATED PARTS CATALOG



35-154-17

B E E C H C R A F T
B O M A N Z A V 3 5 B
I L L U S T R A T E D P A R T S C A T A L O G

FIG. & INDEX NO.	PART NO.	DESCRIPTION							UNITS PER ASSY	USABLE ON CODE
		1	2	3	4	5	6	7		
154A - 41	002-410056-3	1	1
	002-410056-4	1	1
- 42	002-410056-5	1	1
	002-410056-6	1	1
	002-410031-1	2	4
	002-410031-7	2	5
		/ ATTACHING PARTS /								
- 43	MS27039-1-10	4	
	AN960-10L	4	
	MS21042L3	4	
		/ ATTACHING PARTS /								
- 44	131002-3	1	1
- 45	AN316-4R	1	1
		/ ATTACHING PARTS /								
	MS35206-251	2	
	AN960-8	2	
	MS21042L08	2	
		/ ATTACHING PARTS /								
- 46	002-410031-3	1	1
- 47	002-410031-4	1	1

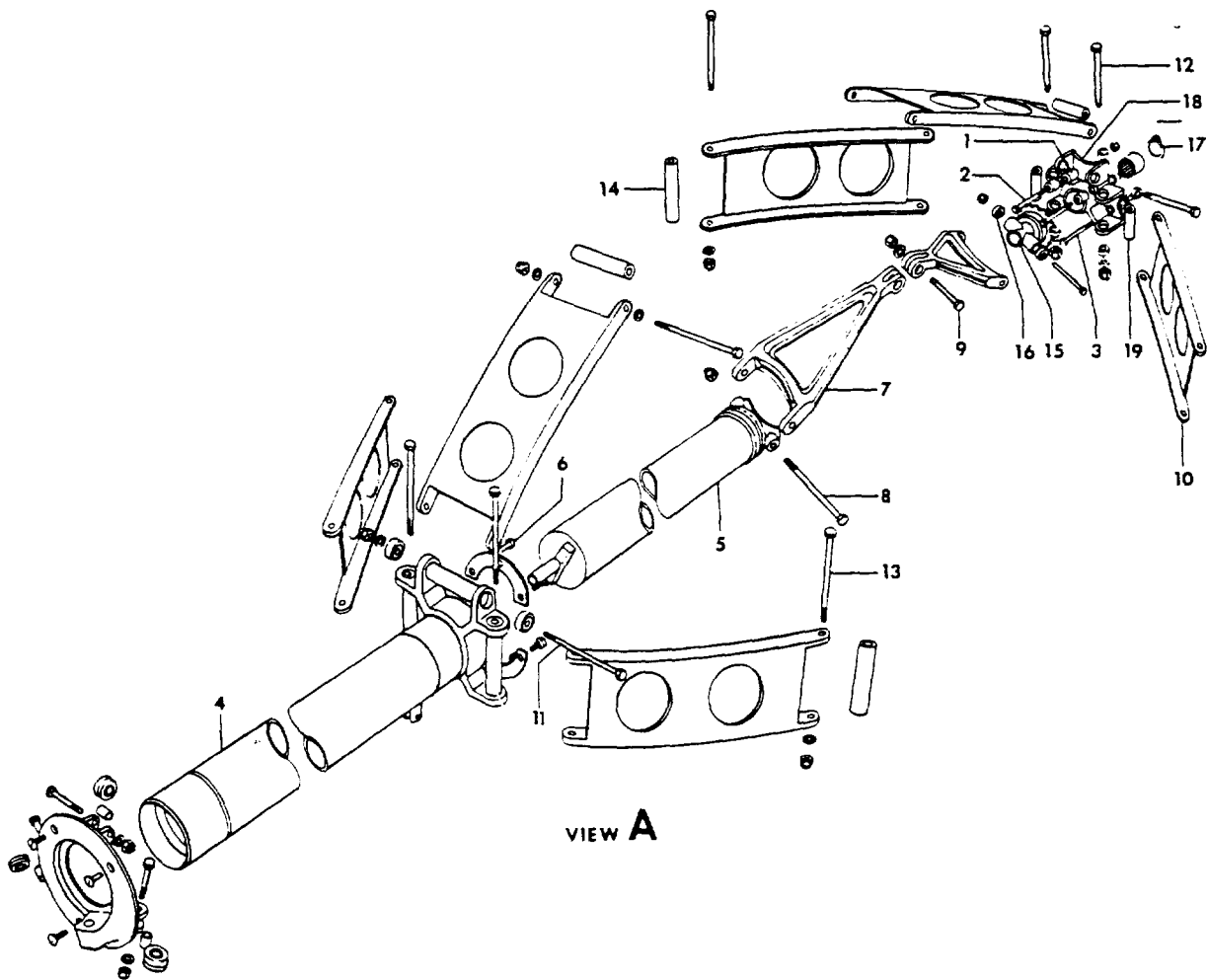
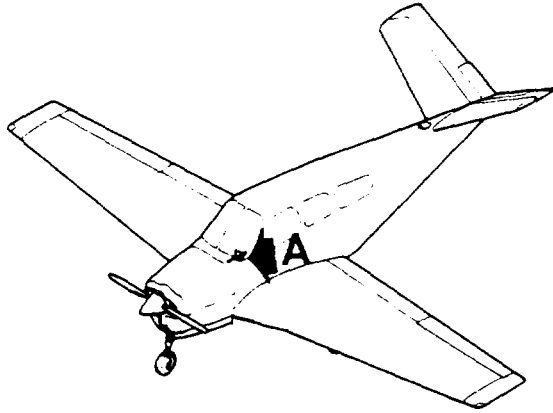
C O D E S O F E F F E C T I V I T Y

- | | |
|-------------------------------|----------------------------------|
| 1 D-9439,
D-9469 AND AFTER | 2 D-9439,
D-9469 THRU D-10356 |
| 3 D-10357 AND AFTER | 4 D-9439,
D-9469 THRU D-10375 |
| 5 D-10376 AND AFTER | |

B E E C H C R A F T
B O N A N Z A V 3 5 B
I L L U S T R A T E D P A R T S C A T A L O G

FIGURE 155
CONTROL COLUMN AND LINKAGE

BEECHCRAFT
BONANZA V35B
ILLUSTRATED PARTS CATALOG

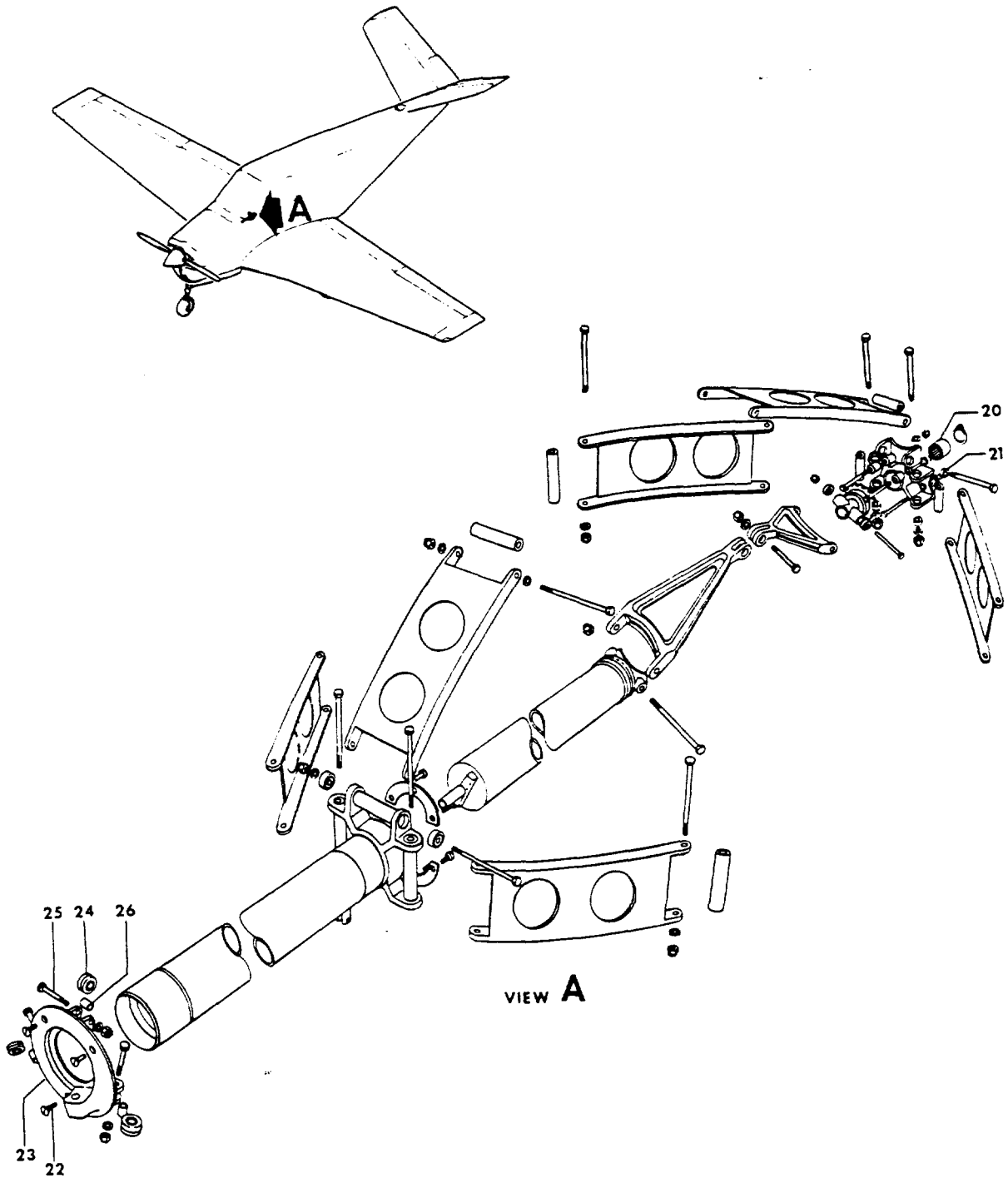


33-155-1

B E E C H C R A F T
B O N A N Z A V 3 5 B
I L L U S T R A T E D P A R T S C A T A L O G

FIG. & INDEX NO.	PART NO.	DESCRIPTION							UNITS PER ASSY	USABLE ON CODE
		1	2	3	4	5	6	7		
155	35-324386-67	STRUCTURE INSTL, INSTRUMENT PANEL &							NP	
- 1	35-524007	. . . CONTROL COLUMN							2	
	35-524040-6	. . . GUARD,AILERON CONTROL ROLLER CHAIN.							1	5
	35-524040-10	. . . COLUMN ASSY,CONTROL/ORDER 35-524040-10/ . . .							1	6
- 2	AN3-5A/M/	. . . /ATTACHING PARTS/							2	
- 3	AN3-16A/M/	. . . BOLT.							2	
	AN960-10	. . . WASHER.							4	
	MS20365-1032	. . . NUT							4	
- 4	35-524202-18	. . . TUBE ASSY,CONTROL COLUMN OUTER.							1	3
	35-524202-22	. . . TUBE ASSY,CONTROL COLUMN OUTER.							1	4
	35-524202-24	. . . TUBE ASSY,CONTROL COLUMN OUTER.							1	7
	35-524202-26	. . . /ORDER 35-524202-26/							1	6
	35-524202-26	. . . /SPARES FOR 35-524202-24/							1	6
- 5	35-524227	. . . TUBE ASSY,CONTROL COLUMN INNER.							1	3
	35-524227-10	. . . TUBE ASSY,CONTROL COLUMN INNER.							1	4
	35-524227-16	. . . TUBE ASSY,CONTROL COLUMN INNER.							1	7
	35-524227-18	. . . /ORDER 35-524227-18/							1	6
	35-524227-18	. . . /SPARES FOR 35-524227-16/							1	6
- 6	AN503-8-6	. . . /ATTACHING PARTS/							6	
	35-524038	. . . SCREW							2	
- 7	35-524047	. . . WASHER.							2	
- 8	AN3-26/M/	. . . KNEE,TORQUE							2	
- 9	AN4-10/M/	. . . /ATTACHING PARTS/							2	
	AN960-416	. . . BOLT.							1	
	AN310-3	. . . BOLT.							1	
	AN310-4	. . . WASHER.							2	
	MS24665-132	. . . NUT							1	
	AN380-2-3	. . . NUT							1	
	AN380-2-3	. . . PIN,COTTER.							1	
	AN380-2-3	. . . PIN,COTTER.							2	
- 10	35-524240	. . . LINK,CONTROL COLUMN							6	
- 11	35-524269	. . . /ATTACHING PARTS/							3	
- 12	NAS53-32/M/	. . . BOLT.							3	
- 13	NAS54-33/M/	. . . BOLT.							3	
- 14	102933D52M2452	. . . BOLT.							3	
	AN960-10	. . . SPACER.							6	
	AN960-416	. . . WASHER.							3	
	AN960-416L	. . . WASHER.							6	
	AN310-3	. . . WASHER.							6	
	AN310-4	. . . NUT							3	
	MS24665-132	. . . NUT							9	
	MS24665-132	. . . PIN,COTTER.							9	
- 15	35-524274	. . . SPROCKET ASSY,CONTROL COLUMN ROLLER CHAIN							1	
- 16	AN200KL3	. . . BRAZE ASSY,CONTROL COLUMN							2	
- 17	NAS670-87	. . . BEARING,BALL.							1	
	35-524230	. . . RING,RETAINER							1	
- 18	35-524231	. . . HANGER ASSY,CONTROL COLUMN.							1	
- 19	35-524230-2	. . . FITTING,CONTROL COLUMN.							3	
	35-524230-2	. . . BUSHING,CONTROL COLUMN.							3	

BEECHCRAFT
BONANZA V35B
ILLUSTRATED PARTS CATALOG



VIEW A

33-155-5

B E E C H C R A F T
B O N A N Z A V 3 5 8
I L L U S T R A T E D P A R T S C A T A L O G

FIG. & INDEX NO.	PART NO.	DESCRIPTION							UNITS PER ASSY	USABLE ON CODE
		1	2	3	4	5	6	7		
155 - 20	B148	.	.	.	BEARING	2	
- 21	AN200KL3	.	.	.	BEARING, BALL.	6	
	35-524125-4	.	.	.	HANGAR ASSY, CONTROL COLUMN.	1	1
	35-524125-12	.	.	.	HANGAR ASSY, CONTROL COLUMN.	1	2
					/ATTACHING PARTS/					
- 22	AN507-832-10	.	.	.	SCREW	3	
- 23	35-524125-2	.	.	.	HANGAR, CONTROL COLUMN	1	1
	35-524125-10	.	.	.	HANGAR, CONTROL COLUMN	1	2
- 24	35-524197-4	.	.	.	ROLLER ASSY, CONTROL COLUMN.	3	
					/ATTACHING PARTS/					
- 25	AN3-12A/M/	.	.	.	BOLT.	1	
- 26	35-524264	.	.	.	BUSHING, CONTROL COLUMN ROLLER	1	
	AN960-10L	.	.	.	WASHER.	2	
	MS20365-1032	.	.	.	NUT	1	

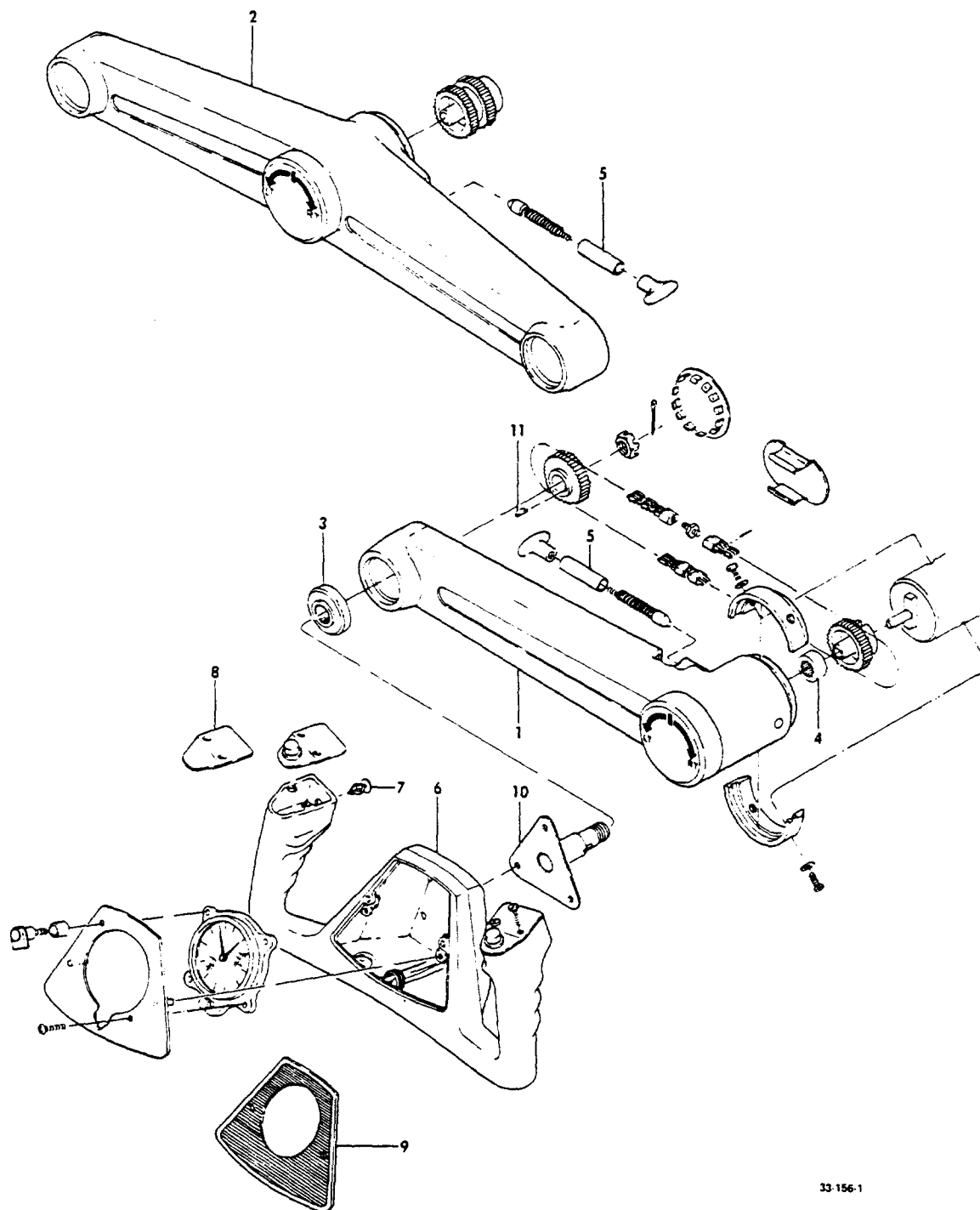
C O D E S O F E F F E C T I V I T Y

1	D-9069 THRU D-9704	2	D-9705 AND AFTER
3	D-9069 THRU D-9511	4	D-9512 THRU D-9704
5	D-9069 THRU D-10358	6	D-10359 AND AFTER
7	D-9705 THRU D-10358		

BEECHCRAFT
BONANZA V35B
ILLUSTRATED PARTS CATALOG

FIGURE 156
CONTROL WHEEL

BEECHCRAFT
BONANZA V35B
ILLUSTRATED PARTS CATALOG

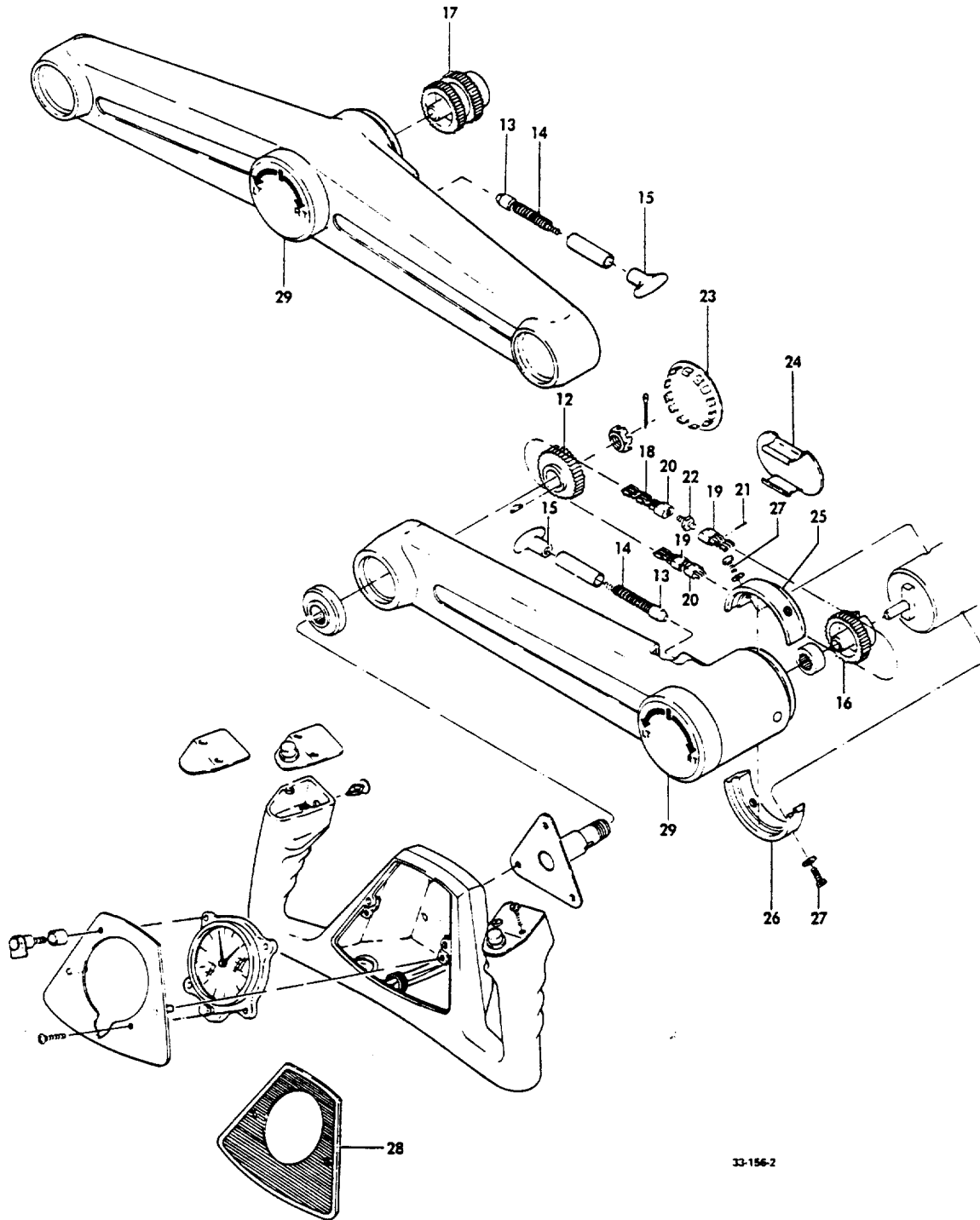


33-156-1

B E E C H C R A F T
B O N A N Z A V 3 5 8
I L L U S T R A T E D P A R T S C A T A L O G

FIG. & INDEX NO.	PART NO.	DESCRIPTION							UNITS PER ASSY	USABLE ON CODE
		1	2	3	4	5	6	7		
156	35-524585-25	ARM INSTL,SINGLE CONTROL							NP	1
	58-524037-5	ARM ASSY,SINGLE CONTROL							1	2
	35-524656-9	ARM INSTL,DUAL CONTROL							NP	1
	36-524021-3	ARM ASSY,DUAL CONTROL							1	2
	35-524585-620	. ARM ASSY,SINGLE CONTROL							1	1
	58-524037-603	. ARM ASSY,SINGLE CONTROL /WITH MAP LIGHT/.							1	2
	58-524037-605	. ARM ASSY,SINGLE CONTROL /WITHOUT MAP LIGHT/.							1	2
	35-524656-624	. ARM ASSY,DUAL CONTROL							1	1
	36-524021-601	. ARM ASSY,DUAL CONTROL /WITHOUT MAP LIGHT/.							NP	10
	36-524021-603	. ARM ASSY,DUAL CONTROL /WITH PILOT MAP LIGHT/.							NP	10
	36-524021-605	. ARM ASSY,DUAL CONTROL /WITH PILOT & COPILOT MAP LIGHT/							NP	10
	36-524021-607	. ARM ASSY,DUAL CONTROL /WITH MAP LIGHT PROVISIONS SPARES FOR 601,603 AND 605/							1	11
	35-524087-8	. . . ARM ASSY,SINGLE CONTROL							1	
	35-524261-10	. . . ARM ASSY,DUAL CONTROL							1	1
	35-524261-35	. . . ARM ASSY,DUAL CONTROL							1	2
	- 1	35-524087-6	. . . ARM,SINGLE CONTROL						1	
	- 2	35-524261-8	. . . ARM,DUAL CONTROL						1	1
		35-524261-37	. . . ARM,DUAL CONTROL						1	2
	- 3	AN201K10A	. . . BEARING,SINGLE CONTROL ARM						2	
		AN201K10A	. . . BEARING,DUAL CONTROL ARM						4	
	- 4	B78	. . . BEARING						1	
	- 5	35-524241	. . . BUSHING						1	
		60-524080	. . . WHEEL ASSY,PILOTS CONTROL						1	1
		60-524080-9	. . . WHEEL ASSY,PILOTS CONTROL						1	2
		60-524080-1	. . . WHEEL ASSY,COPILOTS CONTROL /DUAL ONLY/.						1	1
		60-524080-10	. . . WHEEL ASSY,COPILOTS CONTROL /DUAL ONLY/ /ATTACHING PARTS/						1	2
		AN23-8A/M/ AN960-10 MS21083D3	. . . BOLT WASHER NUT						3 3 3	
	- 6	60-524080-3	. . . WHEEL,PILOTS CONTROL						1	1
		60-524080-13	. . . WHEEL,PILOTS CONTROL						1	2
		60-524080-4	. . . WHEEL,COPILOTS CONTROL /DUAL ONLY/.						1	1
		60-524080-14	. . . WHEEL,COPILOTS CONTROL /DUAL ONLY/.						1	2
	- 7	25416080100101	. . . CLIP,CANOE /LH GRIP OF PILOTS WHEEL & RH GRIP OF COPILOTS WHEEL/						1	1
	- 8	50-524594	. . . PLATE,CONTROL WHEEL COVER /ATTACHING PARTS/						2	
	NAS387-440-4P	. . . SCREW						2		
- 9	50-534846-11	. . . EMBLEM,CONTROL WHEEL /RH DUAL/. /ATTACHING PARTS/						1		
	50-534846-9	. . . CLIP,LH						1		
	50-534846-10	. . . CLIP,RH						1		
	PK89XA6-10	. . . SCREW,CLIP MOUNTING						2		
	NAS384-6-6P	. . . SCREW,EMBLEM MOUNTING						2		
- 10	96-524029-31	. . . ADAPTER ASSY,LH CONTROL WHEEL						1	1	
	96-524029-21	. . . ADAPTER ASSY,CONTROL WHEEL /LH SINGLE,RH DUAL/						1	2	
	96-524029-23	. . . ADAPTER ASSY,CONTROL WHEEL /LH DUAL/.						1	2	
	96-524029-33	. . . ADAPTER ASSY,RH CONTROL WHEEL/DUAL ONLY/. /ATTACHING PARTS/						1	1	
- 11	AN280H404	. . . KEY						1		
	AN320-7	. . . NUT						1	1	
	MS17826-7	. . . NUT						1	2	
	AN380-3-4	. . . PIN,COTTER						1	1	
	MS24665-136	. . . PIN COTTER /SINGLE CONTROL/						1	2	
	MS24665-283	. . . PIN COTTER /DUAL CONTROL/						1	2	

BEECHCRAFT
BONANZA V35B
ILLUSTRATED PARTS CATALOG

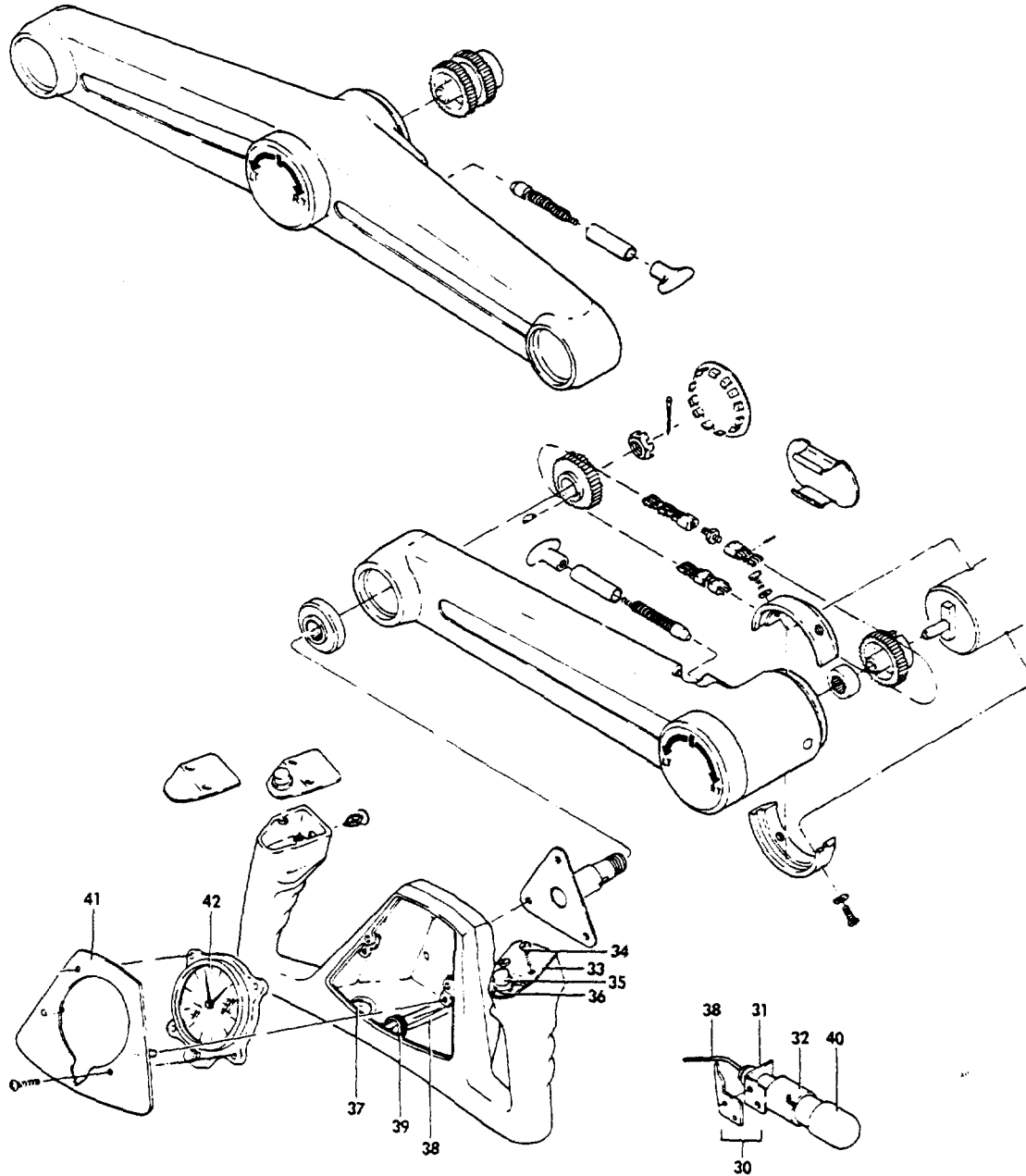


33-156-2

B E E C H C R A F T
B O N A N Z A V 3 5 8
I L L U S T R A T E D P A R T S C A T A L O G

FIG. & ITEM NO.	PART NO.	DESCRIPTION							UNITS PER ASSY	USABLE ON CODE
		1	2	3	4	5	6	7		
156 - 12	35-524048	1	1
	58-524035-1	1	2
	35-524048	2	1
	58-524035-1	2	2
- 13	35-524095	1	1
	35-524095-1	1	2
- 14	1009432G108G	1	
- 15	35-524096	1	1
	35-524096-1	1	2
- 16	35-524051-1	1	1
	58-524034-1	1	2
- 17	35-524262-1	1	1
	58-524040-1	1	2
	35-524139	NP	1
	58-524039-1	1	2
	58-524039-5	1	2
	35-524139	NP	1
	58-524039-1	2	2
	58-524039-5	2	2
- 18	35-524139-1	NP	1
	58-524039-3	1	2
	58-524039-7	1	2
- 19	35-524140-2	1	1
	58-524036-1	1	2
- 20	35-524140-4	1	1
	58-524036-3	1	2
- 21	102809-072-018	2	1
	C6189	2	2
- 22	35-524141	2	
	35-524141	4	
- 23	51020	1	
	51020	2	
- 24	R 35-524709-1	2	12
	35-524587-2	1	13
- 25	35-524238-4	1	
- 26	35-524238-12	1	
			
- 27	AN501-10-5	4	1
	MS35266-60	4	2
	AN935-10L	4	
- 28	50-534846-11	1	
	50-534846-9	1	
	50-534846-10	1	
	PK89XA6-10	2	
	NAS384-6-6P	2	
- 29	35-380072-1	1	
	AN507-832R12	3	

BEECHCRAFT
BONANZA V35B
ILLUSTRATED PARTS CATALOG

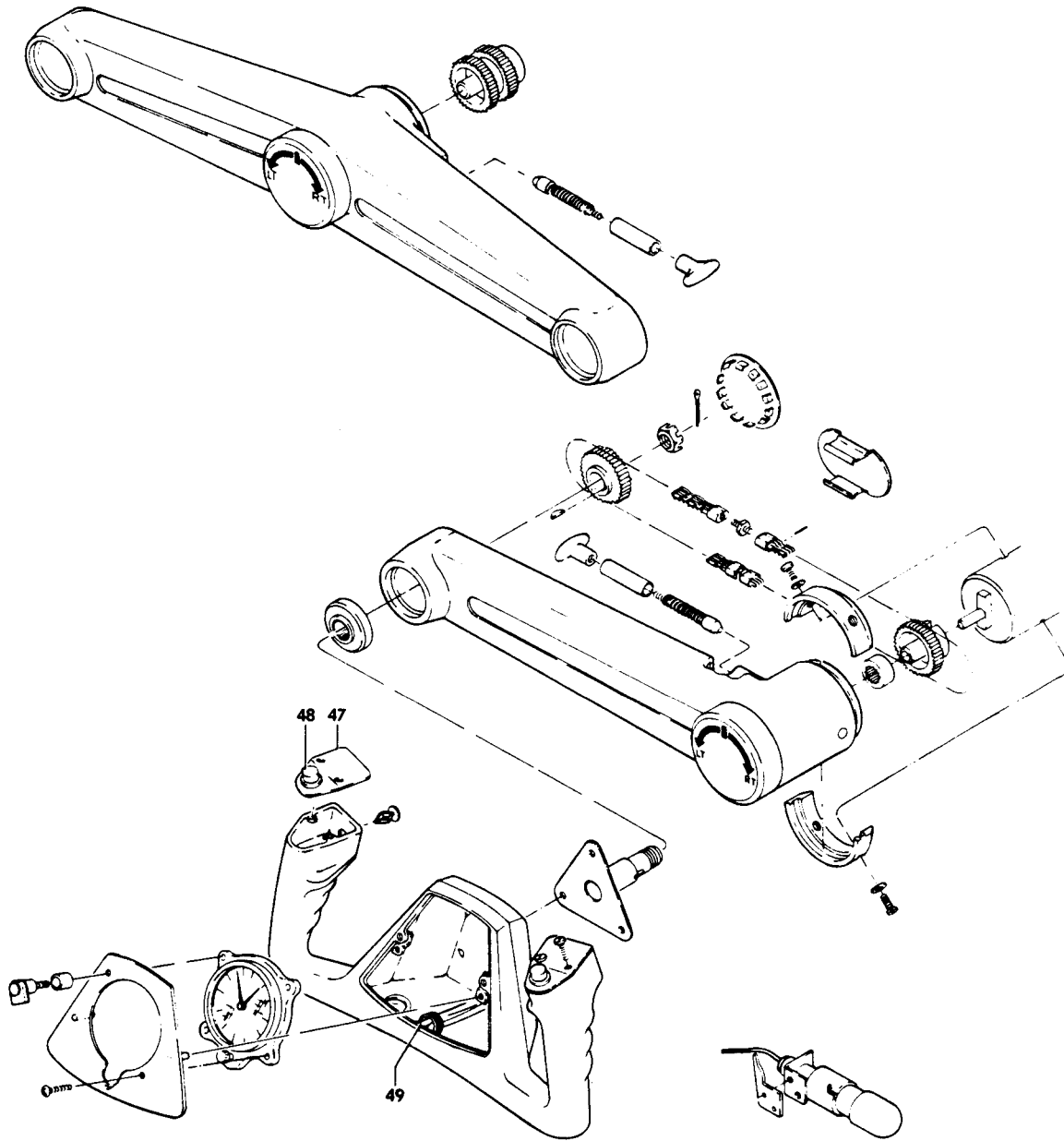


35-156-9

B E E C H C R A F T
B O N A N Z A V 3 5 B
I L L U S T R A T E D P A R T S C A T A L O G

FIG. & INDEX NO.	PART NO.	DESCRIPTION							UNITS PER ASSY	USABLE ON CODE
		1	2	3	4	5	6	7		
156	96-364090-1	LIGHT INSTL,PILOT CONTROL WHEEL MAP							NP	3
	96-364090-15	LIGHT INSTL,PILOT CONTROL WHEEL MAP							NP	4
	96-364090-2	LIGHT INSTL,COPILOTS CONTROL WHEEL MAP.							NP	
		/DUAL CONTROL/								
- 30	96-364090-3	. BRACKET ASSY,PILOT LIGHT MOUNTING							1	
	96-364090-4	. BRACKET ASSY,COPILOT LIGHT MOUNTING							1	
- 31	96-364090-5	. BRACKET							1	
	96-364090-6	. BRACKET							1	
- 32	4165-261	. HOLDER,LAMP							1	
- 33	96-364090-21	. PLATE,SWITCH MOUNTING/LH/MAP, OAT & COMPASS/							1	
	96-364090-25	. PLATE,SWITCH MOUNTING/RH/MAP/							1	
		/ATTACHING PARTS/								
- 34	NAS387-440-4P	. SCREW							2	
- 35	L18366-5	. SWITCH ASSY,PILOTS MAP LIGHT.							1	
	L18366-3	. SWITCH ASSY,COPILOTS MAP LIGHT.							1	
- 36	26119	. TERMINAL.							2	
- 37	96-364090-9	. LENS,MAP LIGHT.							1	
- 38	101-384082-7	. COILED CORD/15 CONDUCTORS/							1	
	101-384118-1	. COILED CORD/19 CONDUCTOR/							1	
	8409	. COILED CORD,COPILOTS/DUAL CONTROL/.							1	
		/ATTACHING PARTS/								
- 39	MS21919DG2	. CLAMP /1 ON ARM,1 ON CONSOLE/							2	
	MS21919DG3	. CLAMP /1 IN WHEEL/.							1	
	AN530-8R6	. SCREW							1	
	AN520-10R8	. SCREW							1	
	AN960-10L	. WASHER.							1	
	MS20364-1032	. NUT							1	
- 40	MS35489-35	. GROMMET /INSTALL IN PANEL FOR COILED CORD/.							1	
	1816	. BULB,MAP LIGHT/14 VOLT/							1	5
	1495	. BULB,MAP LIGHT/28 VOLT/							1	6
	58-324036-1	CLOCK INSTL,INTERNALLY LIGHTED.							NP	5
	58-324036-3	CLOCK INSTL,INTERNALLY LIGHTED.							1	6
	102-320073-1	CLOCK INSTL,CONTROL WHEEL/LC CHRONOMETER/							NP	8
	106-320012-3	CLOCK INSTL,CONTROL WHEEL/LED CHRONOMETER/.							NP	7
- 41	50-534846-29	. PLATE INSTL,CLOCK MOUNTING/INTERNALLY LIT/.							NP	
	50-534846-21	. PLATE							1	
	102-320073-5	. CLIP.							2	
		/ATTACHING PARTS/								
	PK89XA6-10	. SCREW,CLIP MOUNTING							2	
	NAS384-6-6P	. SCREW,PLATE MOUNTING.							2	
- 42	58-380015-1	. CLOCK ASSY/INTERNALLY LIGHTED,14V/.							1	5
	58-380015-3	. CLOCK ASSY/INTERNALLY LIGHTED,28V/.							1	6
	50-384210-1	. CLOCK,DIGITAL/LIQUID CRYSTAL DISPLAY/							1	9
	CT2A2	. CLOCK,DIGITAL/LIGHT EMITTING DIODE DISPLAY/							1	8
	1N4005	. DIODE							2	7
	102-320073-5	. CLIP.							2	7
		/ATTACHING PARTS/								
	MS21207-6-8	. SCREW,CLIP MOUNTING							2	7
- 43		. DELETED								
- 44		. DELETED								
- 45		. DELETED								
- 46		. DELETED								

BEECHCRAFT
BONANZA V35B
ILLUSTRATED PARTS CATALOG



33-156-7

B E E C H C R A F T
 BONANZA V35B
 I L L U S T R A T E D P A R T S C A T A L O G

FIG. & INDEX NO.	PART NO.	DESCRIPTION							UNITS PER ASSY	USABLE ON CODE
		1	2	3	4	5	6	7		
156	96-340045-29	RADIO INSTL /MIC SWITCH LOCATION/	NP	
- 47	96-340045-53	. PLATE ASSY, MIC SWITCH MOUNTING.	1	
	96-340045-39	. . PLATE	1	
	96-340045-41	. . PLACARD	1	
	NAS387-440-4P	/ATTACHING PARTS/ . SCREW	2	
- 48	30-1	. SWITCH, MIC.	1	
- 49	101-384082-3	. CORD, COILED	1	

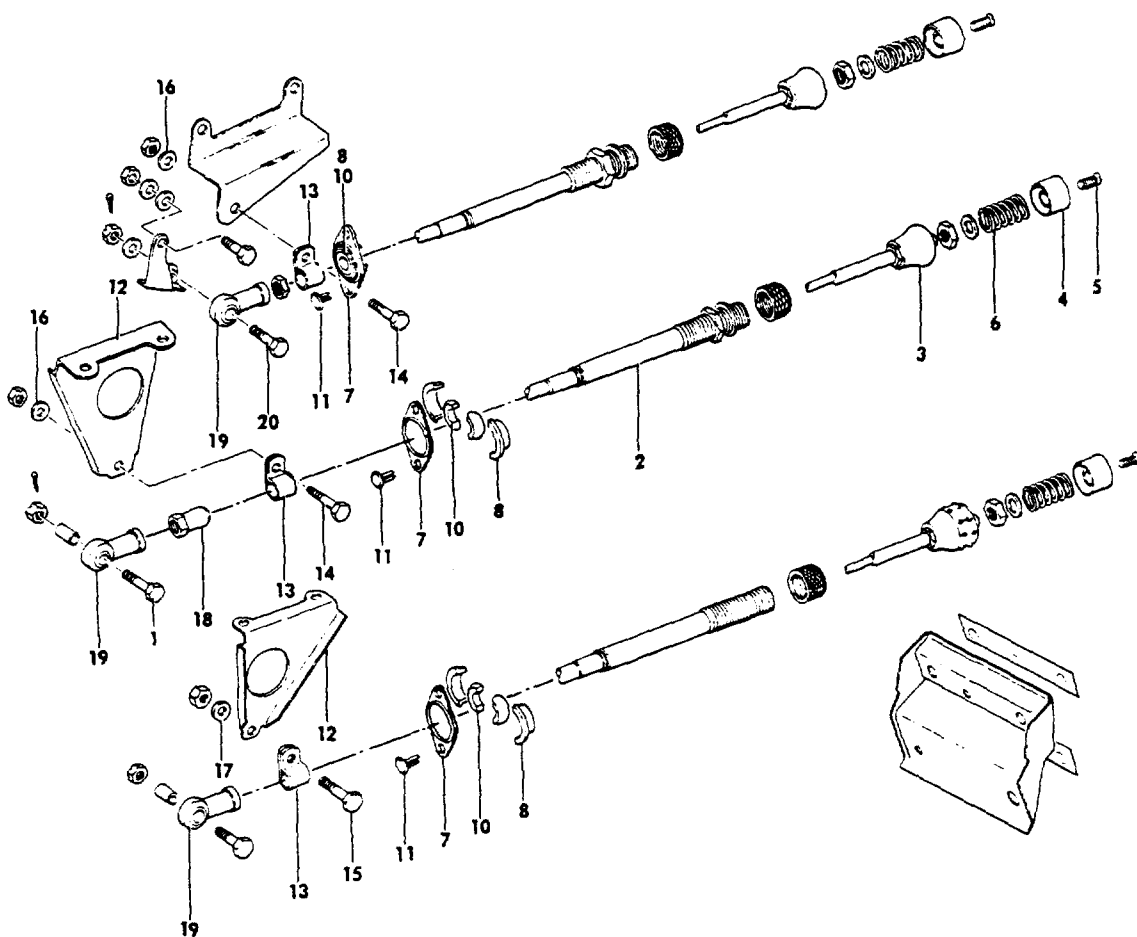
CODES OF EFFECTIVITY

- | | |
|-------------------------|------------------------------|
| 1 D-9069 THRU D-9391 | 2 D-9392 AND AFTER |
| 3 D-9069 THRU D-9286 | 4 D-9287 AND AFTER |
| 5 D-9069 THRU D-10119 | 6 D-10097,
EXCEPT D-10097 |
| 7 D-10024 AND AFTER | 8 D-10120 AND AFTER |
| 9 D-10248 AND AFTER | 10 D-10024 THRU D-10247 |
| 11 D-10253 THRU D-10396 | 12 D-9392 THRU D-10252 |
| 13 D-10253 THRU D-10379 | 12 D-10380 AND AFTER |

BEECHCRAFT
BONANZA V35B
ILLUSTRATED PARTS CATALOG

FIGURE 159
ENGINE CONTROLS

BEECHCRAFT
BONANZA V35B
ILLUSTRATED PARTS CATALOG

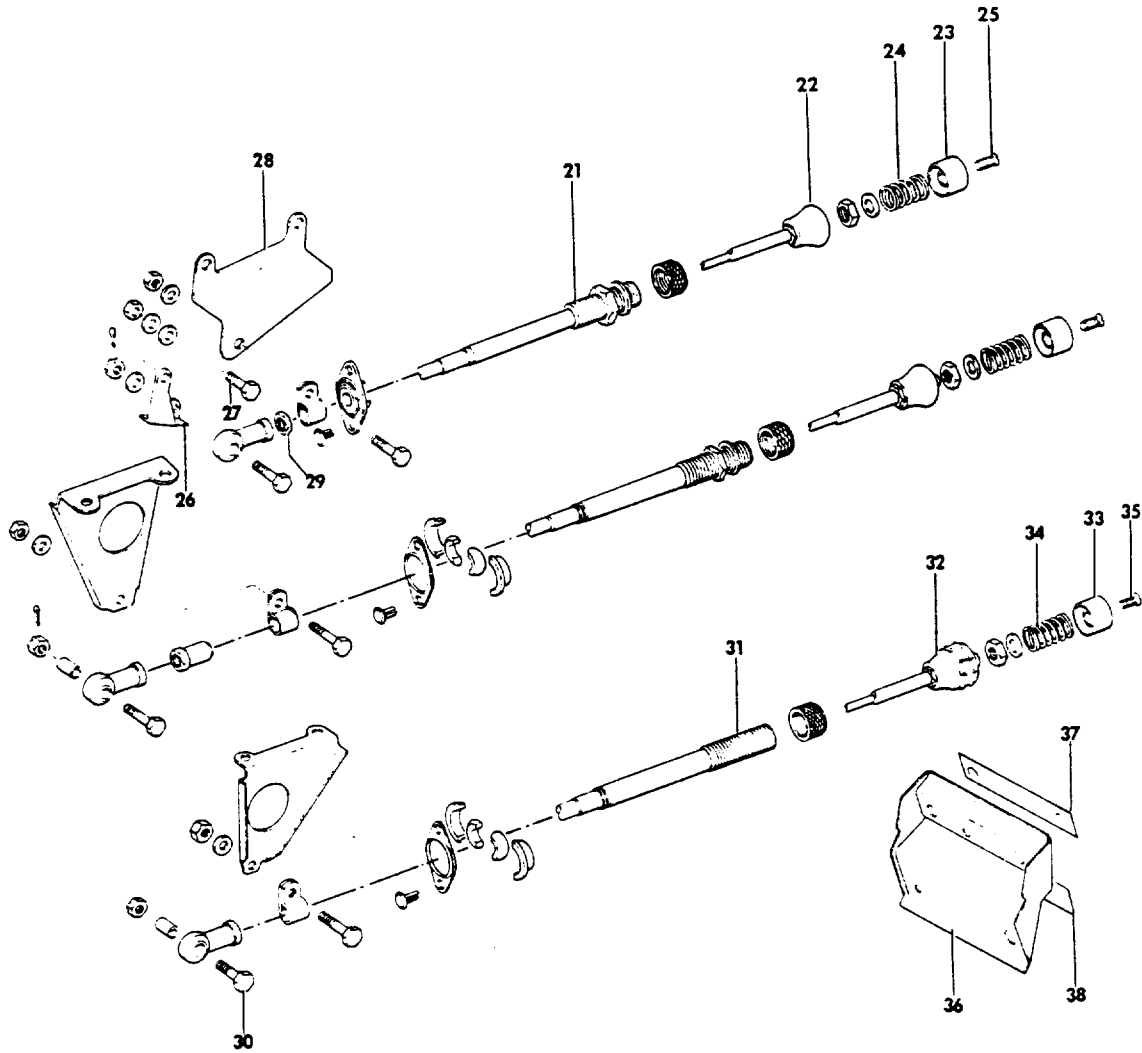


36-150-6

BEECHCRAFT
 BONANZA V35B
 ILLUSTRATED PARTS CATALOG

FIG. & INDEX NO.	PART NO.	DESCRIPTION	UNITS PER ASSY	USABLE ON CODE
		1 2 3 4 5 6 7		
159	35-944056	CONTROL INSTL,ENGINE.	NP	
	35-944046-5	. CONTROL ASSY,THROTTLE	1	
		/ATTACHING PARTS/		
- 1	AN3-10/M/ AN310-3 MS24665-132	. BOLT NUT PIN,COTTER.	1 1 1	
- 2	3V710-1177-2	. . CONTROL ASSY.	1	
- 3	35-944042-1	. . KNOB,THROTTLE CONTROL	1	
		/ATTACHING PARTS/		
	AN936A616 AN924-3D	. . WASHER NUT	1 1	
- 4	35-944035-1	. . BUTTON.	1	
		/ATTACHING PARTS/		
- 5	NAS387-832-8P	. . SCREW	1	
- 6	PP4405 AN936A616 AN924-3D	. . SPRING WASHER NUT	1 1 1	
- 7	112436-6	. RETAINER.	3	
- 8	112412	. GROMMET	6	
- 9		. DELETED		
- 10	112413-8	. BALL	6	
- 11	49338 AN960-8 MS21919DG6	. FASTENER. WASHER. CLAMP	6 12 1	
		/ATTACHING PARTS/		
	AN515-8R26 100696D-ZF100	. SCREW SPACER.	1 1	
- 12	35-944052-5	. BRACKET,THROTTLE CONTROL ARM.	2	
- 13	PP561DS4	. CLAMP	3	
		/ATTACHING PARTS/		
- 14	AN3-6A/M/	. BOLT	1	
- 15	AN3-7A/M/	. BOLT	1	
- 16	AN960-10L	. WASHER.	1	
- 17	AN960C10L MS20365-1032	. WASHER. NUT	1 1	
- 18	35-369123-3	. ACTUATOR.	1	
- 19	131765-1F 35-944048-3	. END,ROD CONTROL ASSY,PROPELLER.	3 1	
		/ATTACHING PARTS/		
- 20	AN3-7/M/ AN960-10L AN310-3	. BOLT WASHER. NUT	1 1 1	

BEECHCRAFT
BONANZA V35B
ILLUSTRATED PARTS CATALOG

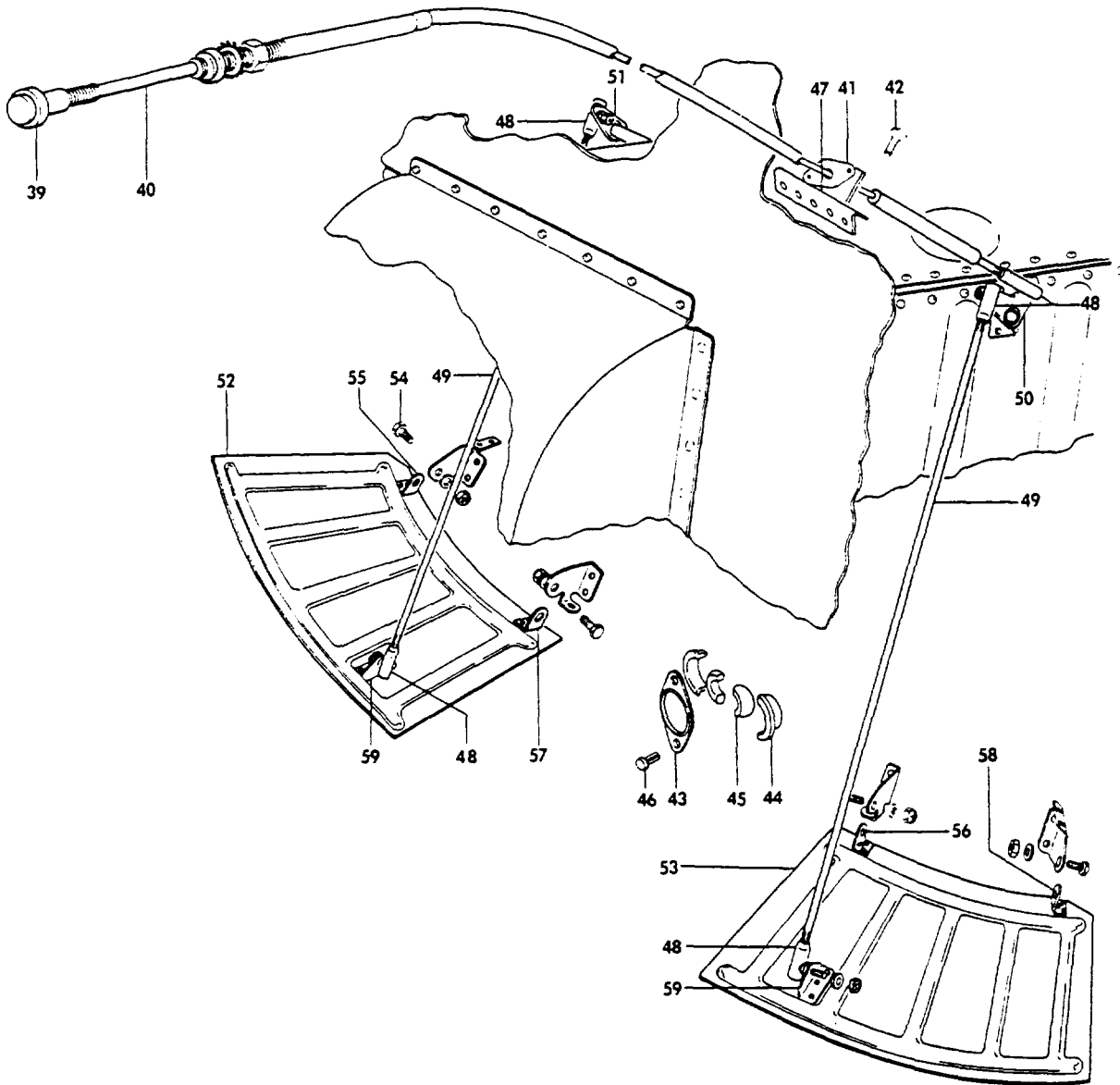


36-159-7

B E E C H C R A F T
B O N A N Z A V 3 5 B
I L L U S T R A T E D P A R T S C A T A L O G

FIG. & INDEX NO.	PART NO.	DESCRIPTION	UNITS PER ASSY	USABLE ON CODE
		1 2 3 4 5 6 7		
159 - 21	3V710-1177-5	. . CONTROL ASSY,PROP	1	
- 22	35-944049-5	. . KNOB	1	
	AN936A616	. . WASHER	1	
	AN924-3D	. . NUT	1	
- 23	35-944035-1	. . BUTTON	1	
- 24	PP4405	. . SPRING	1	
- 25	NAS387-832-8P	. . SCREW	1	
	35-944047-1	. CLIP	1	
	MS21919DG6	. CLAMP	1	
	AN515-8R8	. SCREW	1	
	AN960-8	. WASHER	1	
	MS20365-832	. NUT	1	
- 26	35-944051-13	. ARM ASSY,PROP CONTROL	1	
- 27	AN3-6A/M/ AN960-10L AN936A10 MS20365-1032	. BOLT WASHER WASHER NUT	1 1 2 1	
- 28	35-944052-9	. BRACKET,PROP CONTROL ASSY	1	
- 29	AN316-4R AN935-416 35-944054-3	. NUT WASHER,LOCK CONTROL ASSY,MIXTURE	1 1 1	
- 30	AN3-10/M/ AN310-3 MS24665-132	. BOLT NUT PIN,COTTER	1 1 1	
- 31	3V710-1177-4	. . CONTROL ASSY,MIXTURE	1	
- 32	35-944049-3	. . KNOB	1	
	AN936A616	. . WASHER	1	
	AN924-3D	. . NUT	1	
- 33	35-944035-1	. . BUTTON	1	
- 34	PP4405	. . SPRING	1	
- 35	NAS387-832-8P	. . SCREW	1	
- 36	35-944075	. ESCUTCHEON	1	
- 37	35-944065	. PLACARD	1	
- 38	35-944064-1	. PLACARD	1	
	NAS384-6	. SCREW	1	

BEECHCRAFT
BONANZA V35B
ILLUSTRATED PARTS CATALOG



35-159-8

B E E C H C R A F T
B O N A N Z A V 3 5 8
I L L U S T R A T E D P A R T S C A T A L O G

FIG. & INDEX NO.	PART NO.	DESCRIPTION	UNITS PER ASSY	USABLE ON CODE
		1 2 3 4 5 6 7		
159	35-380050-1	. CONTROL ASSY,COWL FLAP.	1	
- 39	35-524655	. . KNOB,COWL FLAP CONTROL.	1	
- 40	35-944018	. . CONTROL ASSY.	1	
- 41	35-944037	. CLAMP,BLOCK	1	
		/ATTACHING PARTS/		
- 42	AN515-832-20	. SCREW	2	
	AN960-8	. WASHER.	6	
	MS20365-832	. NUT	2	

- 43	112436-6	. RETAINER.	1	
- 44	112412	. GROMMET	2	
- 45	112413-4	. BALL.	2	
- 46	44336	. FASTENER.	2	
	AN960-6	. WASHER.	3	
- 47	35-944001-4	. PLATE	1	
- 48	840-1	. BALL-JOINT.	5	
		/ATTACHING PARTS/		
	MS20365-1032	. NUT	1	
	AN345-10	. NUT	1	

	35-944612	. LINK,COWL FLAP CONTROL.	2	1
	35-944025	. ARM ASSY,COWL FLAP CONTROL RH	1	1
	35-944011-8	. ARM ASSY,COWL FLAP CONTROL LH	1	1
	35-910053-12	. FLAP ASSY,COWL LH	1	1
	35-910053-1	. FLAP ASSY,COWL RH	1	1
		/ATTACHING PARTS/		
	AN3-4/M/	. BOLT.	2	1

	35-910053-2	. . SKIN,LH	1	1
	35-944025	. . SKIN,RH	1	1
	35-910053-4	. . REINFORCEMENT,LH.	1	1
	35-910053-5	. . REINFORCEMENT,RH.	1	1
	35-910056	. . HINGE,LH OUTBD.	1	1
	35-910056-1	. . HINGE,RH INBD	1	1
	35-910057	. . HINGE,LH INBD	1	1
	35-910057-1	. . HINGE,RH OUTBD.	1	1
	35-910058	. . BRACKET	1	1
- 49	002-410053-15	LINK,COWL FLAP CONTROL.	2	2
- 50	002-410053-3	ARM ASSY,COWL FLAP CONTROL/RH/.	1	2
- 51	002-410053-1	ARM ASSY,COWL FLAP CONTROL/LH/.	1	2
- 52	002-410025-13	FLAP ASSY,COWL/LH/.	1	2
- 53	002-410025-14	FLAP ASSY,COWL/RH/.	1	2
		/ATTACHING PARTS/		
- 54	AN3-4/M/	BOLT.	2	

	002-410025-18	. SKIN/RH/.	1	2
	002-410025-17	. SKIN/LH/.	1	2
	002-410025-16	. DOUBLER/RH/	1	2
	002-410025-15	. DOUBLER/LH/	1	2
- 55	002-410025-11	. HINGE,LH OUTBD.	1	2
- 56	002-410025-10	. HINGE,RH INBD	1	2
- 57	002-410025-9	. HINGE,LH INBD	1	2
- 58	002-410025-12	. HINGE,RH OUTBD.	1	2
- 59	002-410025-7	. BRACKET	1	2

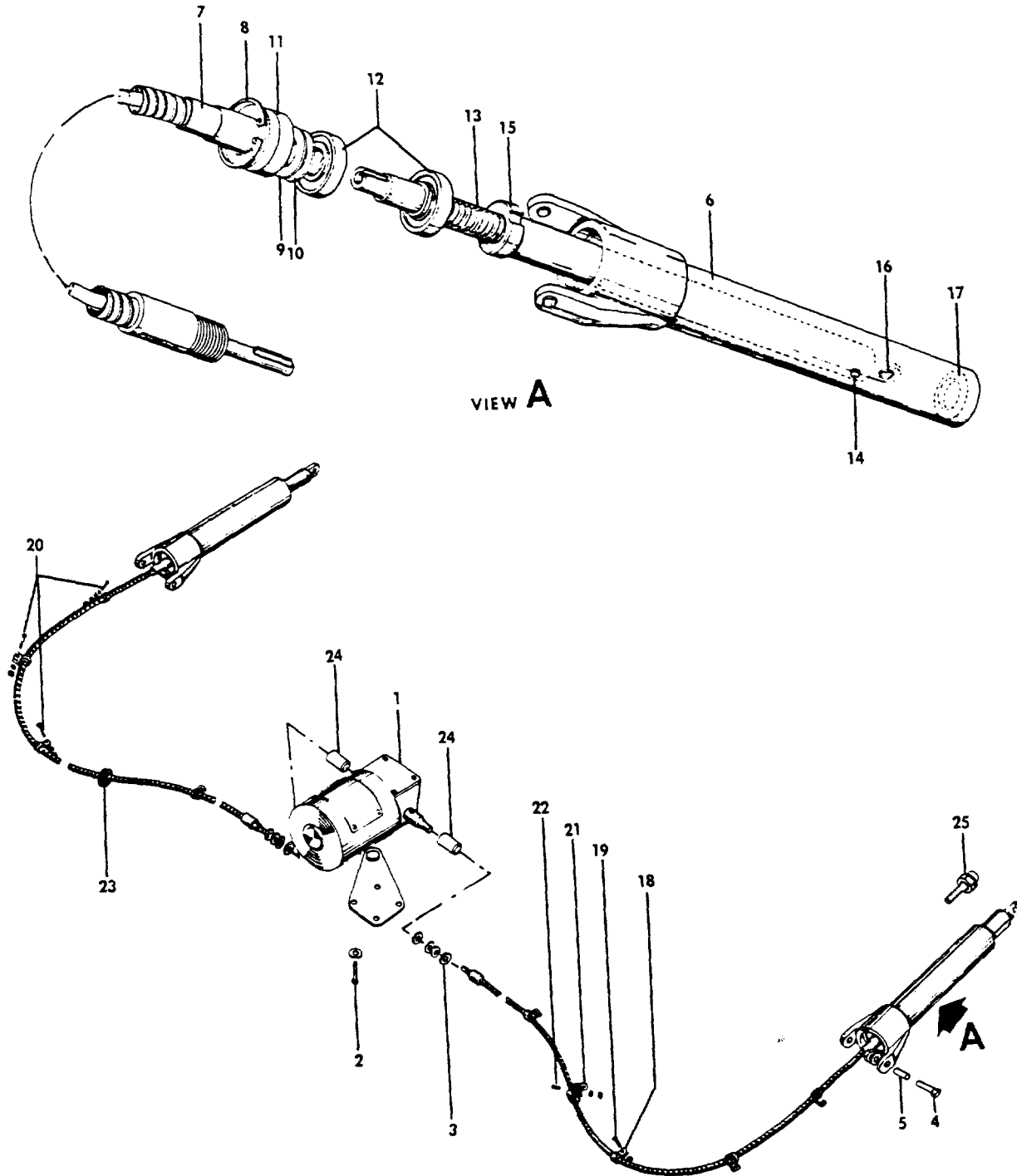
C O D E S O F E F F E C T I V I T Y

1 D-9069 THRU D-9468, 2 D-9439,
EXCEPT D-9439 D-9469 AND AFTER

B E E C H C R A F T
B O N A N Z A V 3 5 B
I L L U S T R A T E D P A R T S C A T A L O G

FIGURE 161
FLAP CONTROL MECHANISM

BEECHCRAFT
BONANZA V35B
ILLUSTRATED PARTS CATALOG

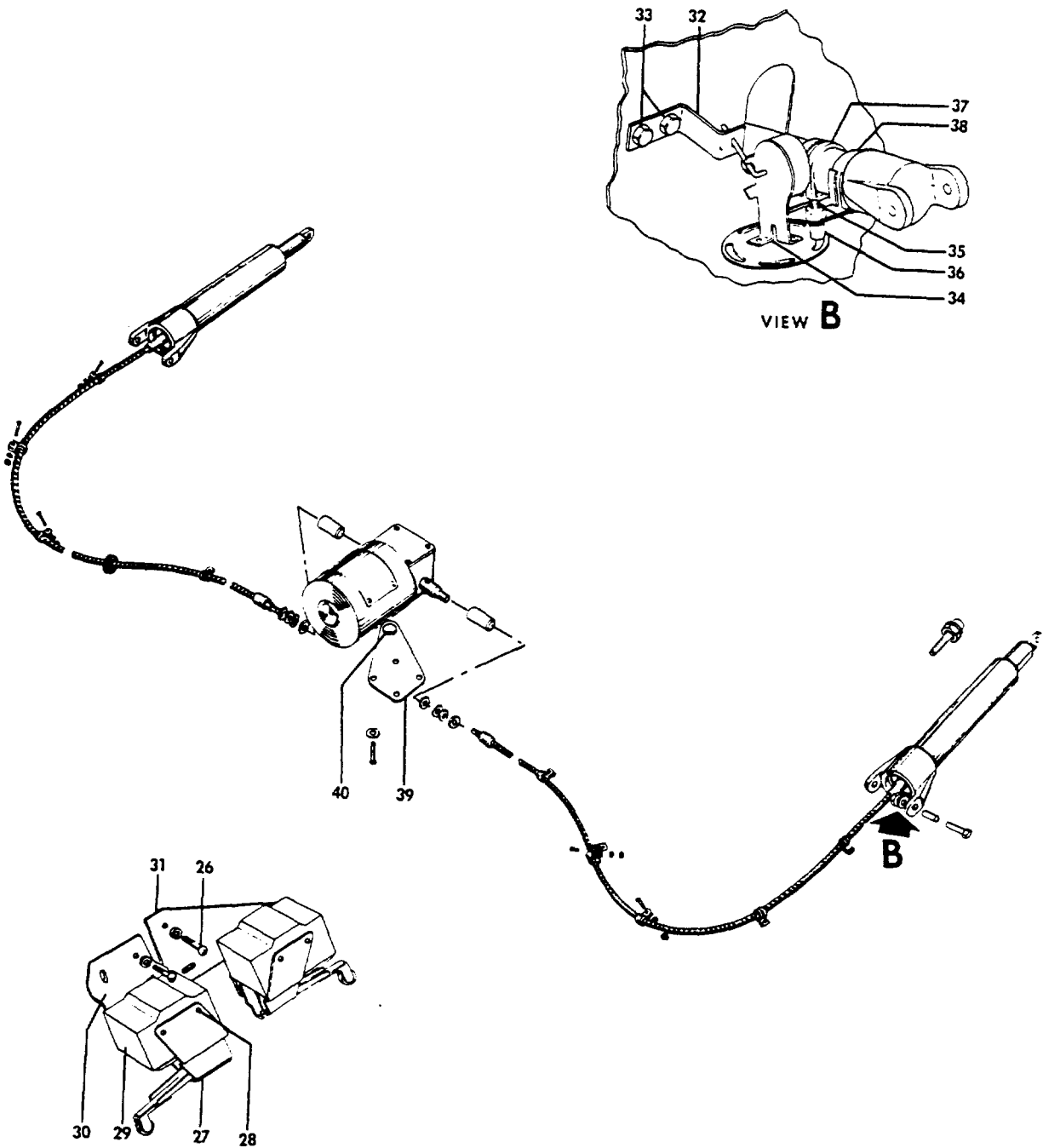


35-161-3

B E E C H C R A F T
B O N A N Z A V 3 5 8
I L L U S T R A T E D P A R T S C A T A L O G

FIG. 6 INDEX NO.	PART NO.	DESCRIPTION	UNITS PER ASSY	USABLE ON CODE
		1 2 3 4 5 6 7		
161	35-521240	CONTROL INSTL,FLAP.	NP	
- 1	35-380109	. MOTOR ASSY,FLAP CONTROL/14 VOLT/.	1	1
	D160-00-1	. MOTOR ASSY,FLAP CONTROL/14 VOLT/.	1	2
	D160-00-3	. MOTOR ASSY,FLAP CONTROL/28 VOLT/.	1	3
		/ATTACHING PARTS/		
- 2	AN73A3/M/	. BOLT.	4	1
	A1503-10-8	. SCREW	4	2
		♦		
	C145-200	. . MOTOR,FLAP CONTROL/EXCHANGE ITEM/	1	2
	C145-250	. . MOTOR,FLAP CONTROL/EXCHANGE ITEM/	1	3
	B100-06	. . COUPLER	1	
	C160-40-1	. . TRANSMISSION.	1	
	AN960-10L	. WASHER.	4	
	6F2	. BRUSHES	1	1
	10F36	. BRUSH GUIDE ASSY.	1	1
	45-521212-604	. ACTUATOR ASSY,FLAP LH	1	
	45-521212-605	. ACTUATOR ASSY,FLAP RH	1	
		/ATTACHING PARTS/		
- 3	AN3066-4	. NUT	2	
	AN960-1016L	. WASHER.	2	
- 4	AN4-5A/M/	. BOLT.	2	
- 5	105739S-YH0230	. BUSHING	2	
	AN960-416L	. WASHER.	2	
	MS20364-428	. NUT	2	
		♦		
	35-115264	. . BOOT,LH FLAP ACTUATOR	1	
	35-115264-1	. . BOOT,RH FLAP ACTUATOR	1	
- 6	35-521213-3	. . HOUSING,FLAP ACTUATOR	1	
- 7	3XSK8720-635/16	. . SHAFT & CASING ASSY,FLAP ACTUATOR	1	
- 8	NAS50-112	. . RING,RETAINING.	1	
- 9	35-521230-2	. . SPACER,FLAP ACTUATOR.	1	
- 10	35-521230	. . SPACER,FLAP ACTUATOR /MAX.OF 7/	AR	
- 11	11116M1	. . SEAL.	1	
- 12	R8	. . BEARING	2	
- 13	45-521216	. . SCREW,FLAP ACTUATOR LH.	1	
	45-521216-1	. . SCREW,FLAP ACTUATOR RH.	1	
	45-521212-12	. . PISTON ASSY,FLAP ACTUATOR LH.	1	
	45-521212-13	. . PISTON ASSY,FLAP ACTUATOR RH.	1	
- 14	45-521212-2	. . PIN,FLAP ACTUATOR	1	
- 15	45-521214	. . PISTON,FLAP ACTUATOR LH	1	
	45-521214-1	. . PISTON,FLAP ACTUATOR RH	1	
- 16	35-521215-1	. . PLUG,FLAP ACTUATOR PISTON	1	
- 17	AN6227813	. . SEAL.	1	
- 18	MS21919DG7	. CLAMP	9	
		/ATTACHING PARTS/		
- 19	AN520-10-10	. SCREW	1	
- 20	AN520-10-8	. SCREW	1	
	AN960-10L	. WASHER.	1	
	MS20365-1032	. NUT	1	
		♦		
- 21	AN743-12	. CLIP.	1	
		/ATTACHING PARTS/		
- 22	AN520-8R6	. SCREW	1	
	MS20365-832	. NUT	1	
		♦		
- 23	AN931-8-13	. GROMMET	1	
	AN931-11-16	. GROMMET	1	
- 24	50-361131	. RETAINER ASSY	2	
- 25	2194	. BUMPER,RUBBER /STA 108/	2	
		/ATTACHING PARTS/		
	AN515-8R18	. SCREW	1	
	105090CRO32-3E	. WASHER.	1	
	AN340-832	. NUT	1	
		♦		

BEECHCRAFT
BONANZA V35B
ILLUSTRATED PARTS CATALOG



35-161-4

BEECHCRAFT
BONANZA V35B
ILLUSTRATED PARTS CATALOG

FIG. & INDEX NO.	PART NO.	DESCRIPTION							UNITS PER ASSY	USABLE ON CODE
		1	2	3	4	5	6	7		
161	45-361115	SWITCH INSTL,FLAP LIMIT							NP	
	45-361116	. SWITCH ASSY,FLAP UP LIMIT							1	
	45-361117	. SWITCH ASSY,FLAP DOWN LIMIT							1	
		/ATTACHING PARTS/								
- 26	AN515-8R7	. SCREW							2	
	AN96008	. WASHER							2	

- 27	AN3169-1	. . ACTUATOR							1	
		/ATTACHING PARTS/								
- 28	AN515-6-18	. . SCREW							2	
	AN936A6	. . WASHER							2	
	AN340-6	. . NUT							2	

- 29	MS25026-1	. . SWITCH							1	
- 30	45-361116-1	. . BRACKET,FLAP UP LIMIT SWITCH							1	
- 31	45-361117-1	. . PLATE,FLAP DOWN LIMIT SWITCH							1	
	35-160025-1	FLAP INDICATOR TRANSMITTER INSTL							NP	
- 32	35-160025-9	. GUIDE,TRANSMITTER							1	
		/ATTACHING PARTS/								
- 33	AN3-5A/M/	. BOLT							2	
	AN960-10	. WASHER							2	
	MS20365-1032	. NUT							2	

- 34	58-380009-1	. TRANSMITTER,FLAP INDICATOR							1	
		/ATTACHING PARTS/								
- 35	AN3-7A	. BOLT							2	
- 36	100696010-06-008	. SPACER							2	

- 37	MS21919DG17	. CLAMP							1	
- 38	35-160025-7	. CLAMP							1	
	AN345810	. NUT,TRANSMITTER TERMINAL							2	
	AN936810	. WASHER							2	
	MS25171-1S	. NIPPLE,ELECTRICAL TERMINAL							2	
	35-810132	. SUPPORT ASSY,LANDING GEAR ACTUATOR							1	
		/ATTACHING PARTS/								
	AN73A3/M/	. BOLT							4	
	AN960-10L	. WASHER							4	

- 39	35-810132-2	. . SUPPORT,LANDING GEAR ACTUATOR							1	
- 40	35-810133	. . BUSHING							1	

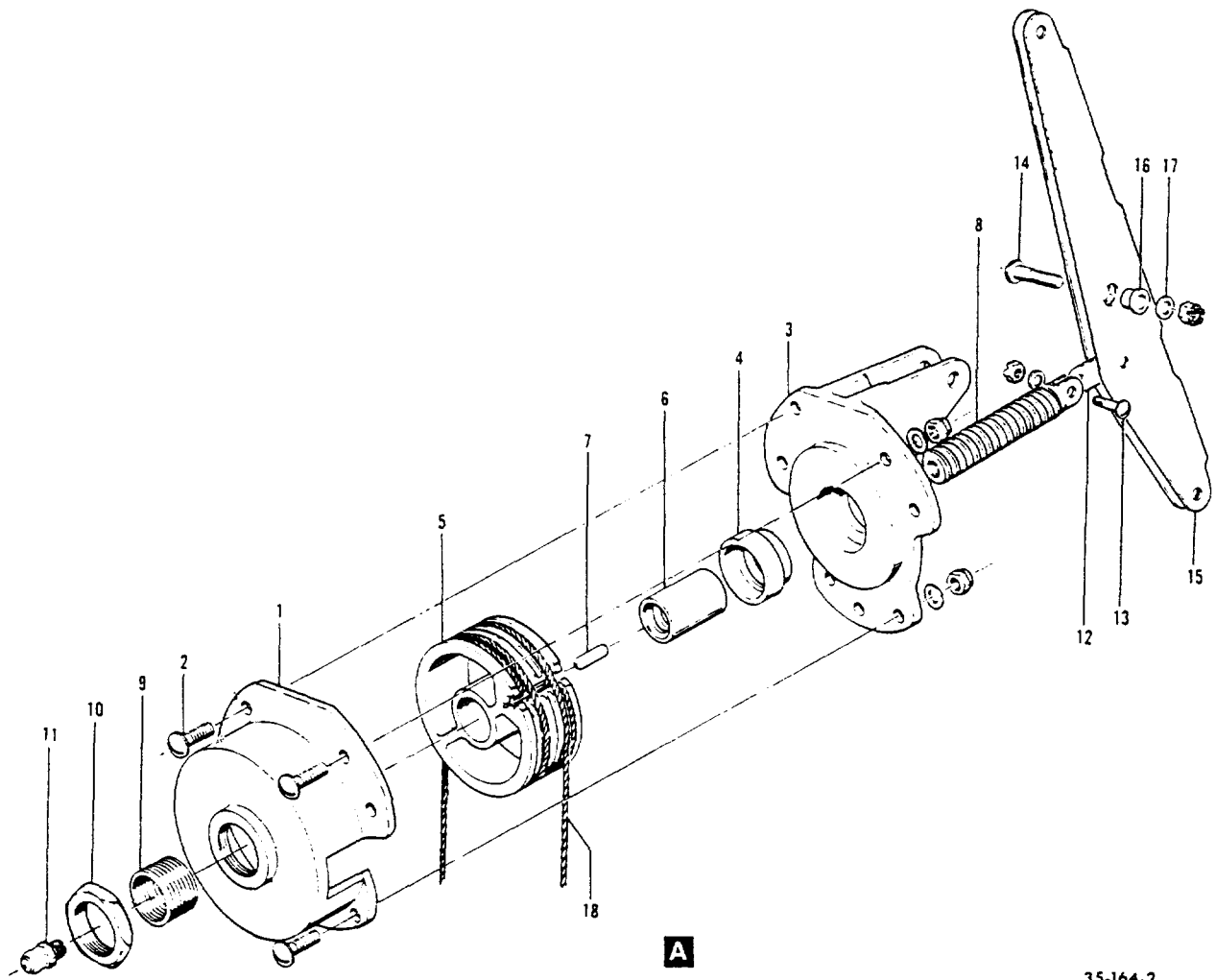
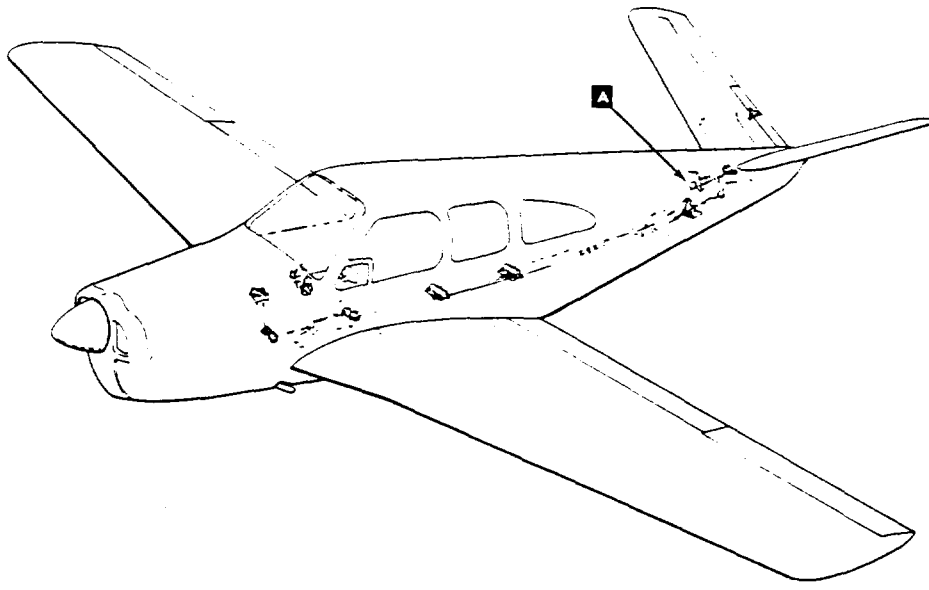
CODES OF EFFECTIVITY

- | | |
|---------------------------------|--|
| 1 D-9069 THRU D-9965 | 2 D-9966 THRU D-10119,
EXCEPT D-10097 |
| 3 D-10097,
D-10120 AND AFTER | |

B E E C H C R A F T
B O N A N Z A V 3 5 B
I L L U S T R A T E D P A R T S C A T A L O G

FIGURE 164
RUDDERVATOR TAB ACTUATOR

BEECHCRAFT
BONANZA V35B
ILLUSTRATED PARTS CATALOG



35-164-2

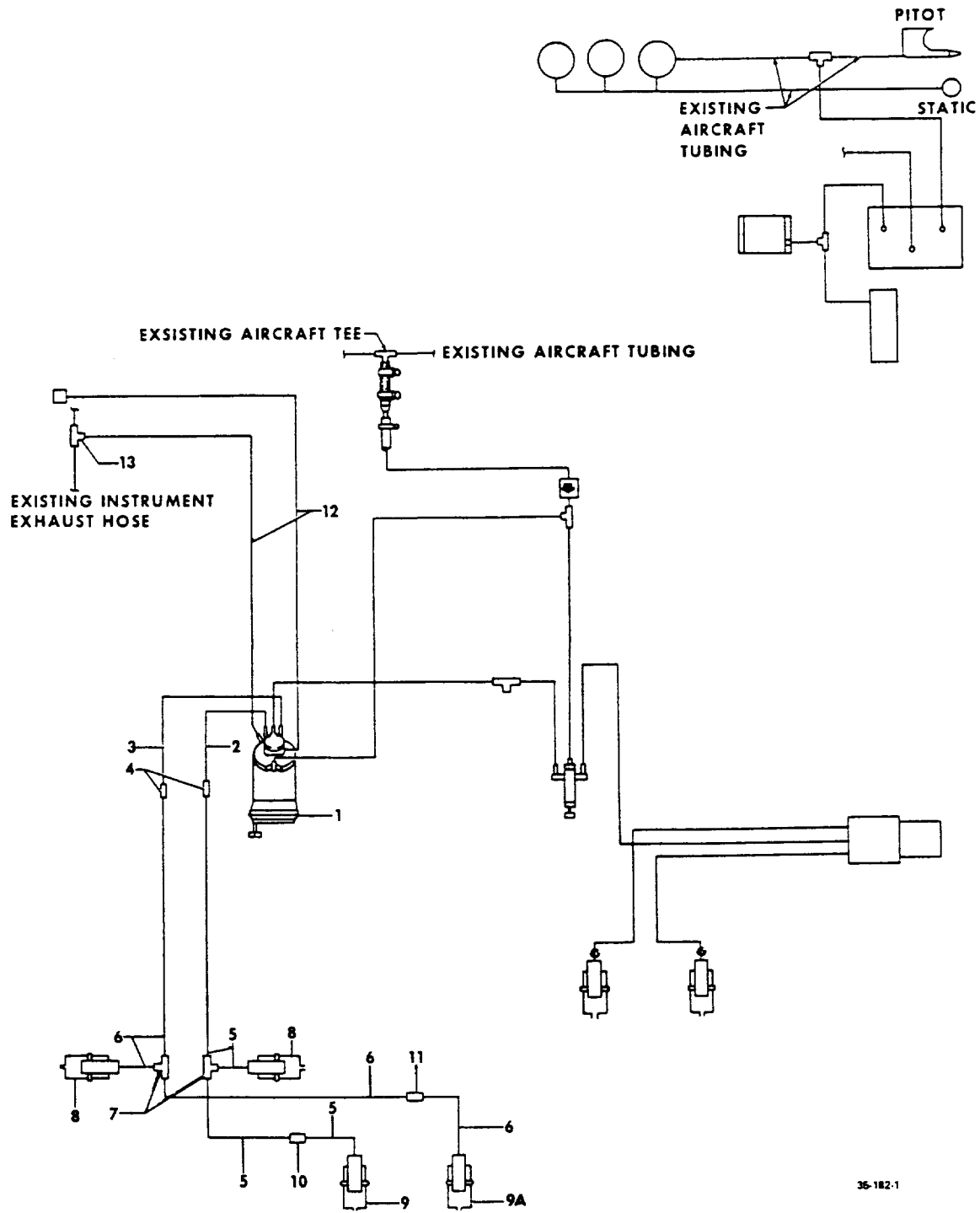
B E E C H C R A F T
B O N A N Z A V 3 5 B
I L L U S T R A T E D P A R T S C A T A L O G

FIG. & ITEM NO.	PART NO.	DESCRIPTION	UNITS PER ASSY	USABLE DN CODE
		1 2 3 4 5 6 7		
164	35-524386-9	ACTUATOR ASSY, TRIM TAB/WITH ELECTRIC TRIM/ . . .	1	
	R 35-524386-7	ACTUATOR ASSY, TRIM TAB/WITHOUT ELECTRIC TRIM/ .	1	
	AN3-6A/M/ AN960-10	/ATTACHING PARTS/ BOLT.	3	
		WASHER.	3	
- 1	35-524375	HOUSING, TRIM TAB ACTUATOR	1	
		/ATTACHING PARTS/		
- 2	AN515-8-10	SCREW	4	
	AN960-8	WASHER.	4	
	MS20365-832	NUT	4	
	35-524387	CAP ASSY, TRIM TAB ACTUATOR.	1	
- 3	35-524387-2	CAP	1	
- 4	35-524373	BUSHING	1	
	35-524239	DRUM ASSY, TRIM TAB ACTUATOR	1	
- 5	35-524239-2	DRUM.	1	
- 6	35-524286	BUSHING	1	
	AN565B632H3	SCREW, SET	1	
- 7	35-524028	PIN, TRIM TAB DRUM CABLE	1	
- 8	50-524136	SCREW, TRIM TAB ACTUATOR JACK.	1	
- 9	35-524372	BUSHING, TRIM TAB ACTUATOR ADJUSTMENT.	1	
- 10	35-524371	NUT, TRIM TAB ACTUATOR JAM	1	
- 11	16418	FITTING	1	
- 12	35-524137	LINK, TRIM TAB ACTUATOR.	1	
		/ATTACHING PARTS/		
- 13	NAS54-6/M/ AN960-416	BOLT.	2	
	AN960-416L	WASHER.	2	
	AN310-4	WASHER.	2	
	MS24665-132	NUT	2	
		PIN, COTTER.	2	
	35-524378-6	BELLCRANK ASSY, TRIM TAB ACTUATOR.	1	
		/ATTACHING PARTS/		
- 14	AN24-19/M/ AN960-416L	BOLT.	1	
	AN310-4	WASHER.	1	
	MS24665-132	NUT	1	
		PIN, COTTER.	1	
- 15	35-524378-4	BELLCRANK, TRIM TAB ACTUATOR	1	
	35-524378-8	FILLER.	1	
- 16	35-524196	BUSHING	1	
- 17	F310	BEARING, OILITE.	2	
- 18	35-524670	CABLE ASSY, ELEVATOR TRIM TAB/ELECTRIC TRIM/ .	1	
	R NAS302-77-1156	CABLE ASSY, ELEVATOR TRIM TAB/W/O ELECT TRIM/ .	1	

BEECHCRAFT
BONANZA V356
ILLUSTRATED PARTS CATALOG

FIGURE 182
BRITAIN AUTOPILOT

BEECHCRAFT
 BONANZA V35B
 ILLUSTRATED PARTS CATALOG

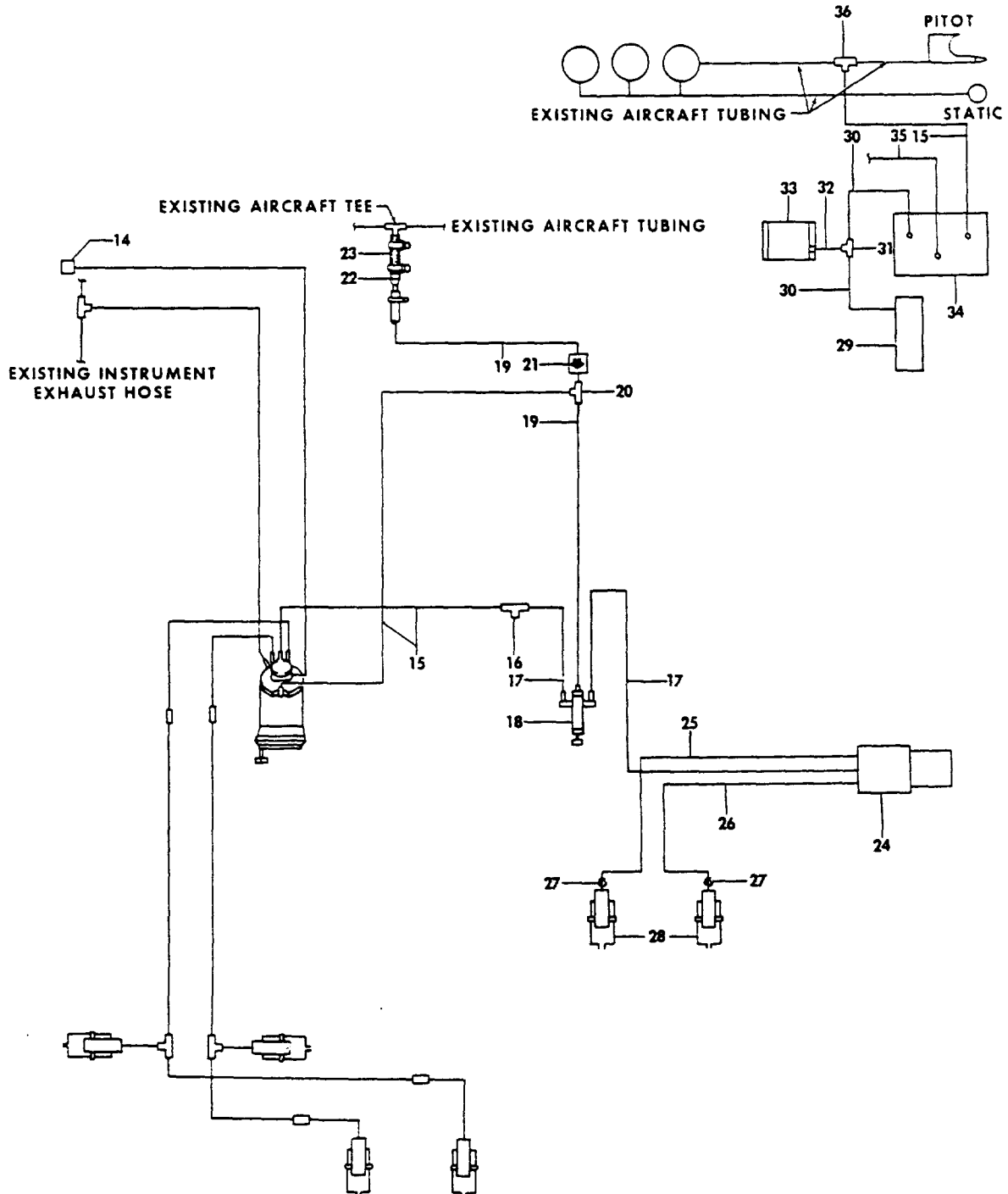


35-182-1

B E E C H C R A F T
B O N A N Z A V 3 5 B
I L L U S T R A T E D P A R T S C A T A L O G

FIG. & INDEX NO.	PART NO.	DESCRIPTION							UNITS PER ASSY	USABLE ON CODE
		1	2	3	4	5	6	7		
182	33-500009-19	AUTOPILOT INSTL,B-VII							NP	1
	33-500009-13	AUTOPILOT INSTL,B-VII							NP	2
	1-333-53	. . . AUTOPILOT KIT,B-VII							1	
	- 1	20364-2	. . . COORDINATOR,TURN /MODEL TC100 12 EVT/						1	
		58-380020-1	. . . COORDINATOR,TURN /MODEL TC100 12 EVT/ /INTERNALLY LIGHTED / /OPTIONAL/ /ATTACHING PARTS/						1	
		AN507B6R16	. . . SCREW						3	
		NAS487-21	. . . NUT						3	
		58-380022-9	. . . TRAY ASSY,TURN COORDINATOR LIGHT /OPTIONAL/						1	
		NJ NUMBER	. . . INVERTER,TURN COORDINATOR /ATTACHING PARTS/						1	
		AN526-832R10	. . . SCREW						2	
		AN960-8	. . . WASHER						2	
		MS20365-832	. . . NUT						2	
- 2	1/40D X 3/16ID	. . . TUBE,POLY-FLO /GREEN/						AR		
- 3	1/40D X 3/16ID	. . . TUBE,POLY-FLO /RED/						AR		
- 4	256P3/8 X 1/4	. . . REDUCER						2		
- 5	3/80D X 1/4ID	. . . TUBE,POLY-FLO /GREEN/						AR		
- 6	3/80D X 1/4ID	. . . TUBE,POLY-FLO /RED/						AR		
- 7	264P3/8	. . . TEE						2		
- 8	3191	. . . SERVO ASSY,AILERON /ATTACHING PARTS/						2		
	1104	. . . DISC						1		
	3191-3	. . . SPACER						1		
	AN970-5	. . . WASHER						1		
	MS20364-524	. . . NUT						1		
- 9	3190	. . . SERVO ASSY,RUDDER LH						1		
- 9A	3190-1	. . . SERVO ASSY,RUDDER RH						1		
- 10	1168-1	. . . INTEGRATOR ASSY,LH RUDDER SERVO						1		
- 11	1168-2	. . . INTEGRATOR ASSY,RH RUDDER SERVO						1		
	1718	. . . FAIRLEAD /STA 207/ /ATTACHING PARTS/						2		
	AN526-632R6	. . . SCREW						2		
	AN960D6	. . . WASHER						2		
	MS20365-632	. . . NUT						2		
- 12	3/80D X 1/4ID	. . . TUBE,TYGON /CLEAR/						AR		
- 13	11673-11	. . . TEE						1		
	GS4	. . . CLAMP,TUBE						1		
	AN737TW30	. . . CLAMP,TUBE						2		

BEECHCRAFT
 BONANZA V35B
 ILLUSTRATED PARTS CATALOG

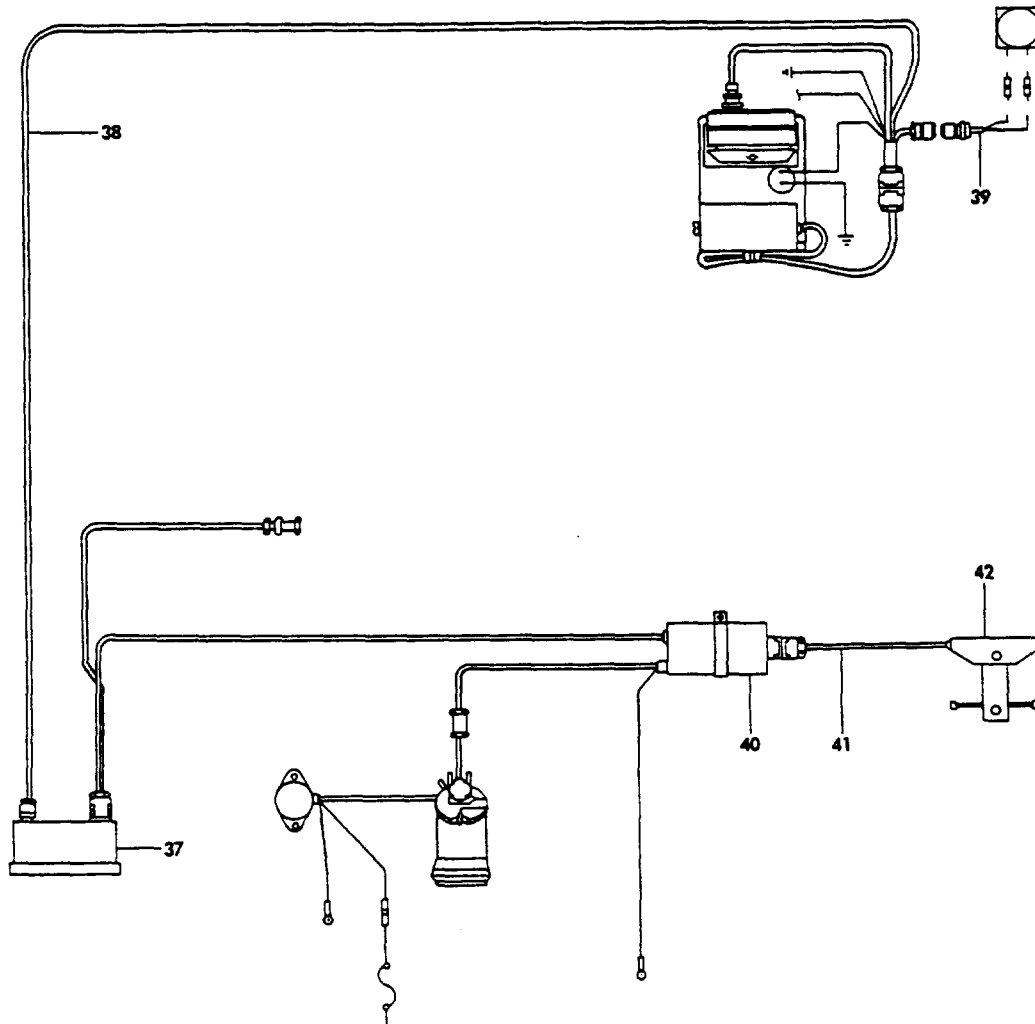


36-182-2

B E E C H C R A F T
B O N A N Z A V 3 5 8
I L L U S T R A T E D P A R T S C A T A L O G

FIG. & INDEX NO.	PART NO.	DESCRIPTION	UNITS PER ASSY	USABLE DN CODE
		1 2 3 4 5 6 7		
182 - 14	3195	. . AIR ASSY, EXHAUST.	1	
	AN526-632R8	. . SCREW	3	
	AN366F632	. . WASHER.	3	
- 15	1/400 X 3/16ID	. . TUBE, POLY-FLO /CLEAR/	AR	
- 16	279P3/8 X 1/4 259P3/8	. . TEE	1	
- 17	3/800 X 1/4ID	. . CAP, TEE	1	
- 18	11782-3 GS4	. . TUBE, POLY-FLO /GRAY/.	AR	
- 19	1/200 X 3/8ID	. . VALVE, AUTOPILOT MASTER.	1	
- 20	11873-30	. . CLAMP, TUBE.	6	
- 21	11864-2	. . TUBE, TYGON /CLEAR/.	AR	
- 22	2094-2	. . TEE	1	
- 23	3/400 X 1/2ID AN737TW30	. . FILTER ASSY, AIR	1	
- 24	20464-558 20464-9	. . REDUCER	1	
- 25	3/800 X 1/4ID	. . HOSE, R108 RAYON /BLACK/	AR	
- 26	3/800 X 1/4ID	. . CLAMP	2	
- 27	089-005-501	. . VALVE ASSY, SERVO CONTROL.	1	
- 28	130-005-501	. . VALVE ASSY, SERVO CONTROL.	1	
		. . /ALTERNATE FOR 20464-558/ . . TUBE, POLY-FLO /BLUE/.	AR	
		. . TUBE, POLY-FLO /YELLOW/.	AR	
		. . VALVE, CHECK RELIEF.	2	
		. . SERVO ASSY, ELEVATOR /INCLUDES SERVOS &.	1	
		. . ALL ATTACHING HARDWARE/ . . /ATTACHING PARTS/ . . BOLT.	10	
		. . WASHER.	20	
		. . NUT	10	
- 29	11740	. . DOUBLER, ELEVATOR SERVO ASSY	2	
- 30	3907	. . VALVE ASSY, ALTITUDE HOLD.	1	
- 31	1/400 X 3/16ID	. . TUBE, PLASTIC /ORANGE/	AR	
- 32	20501	. . TEE	1	
- 33	1/400 X 3/16ID	. . TUBE, POLY-FLO /ORANGE/.	AR	
- 34	11391	. . CHAMBER ASSY, ALTITUDE HOLD.	1	
- 35	20488-314	. . SENSOR ASSY, PITCH-ALTITUDE.	1	
- 36	20488-7	. . SENSOR ASSY, PITCH-ALTITUDE.	1	
		. . /ALTERNATE FOR 20488-314/ . . AMPLIFIER ASSY, PITCH CONTROL.	1	
		. . SENSOR ASSY, PITCH-ALTITUDE.	1	
		. . TUBE, PLASTIC /YELLOW/	AR	
		. . CLAMP, TUBE.	4	
		. . CLAMP, TUBE.	2	
		. . TEE	1	

BEECHCRAFT
BONANZA V35B
ILLUSTRATED PARTS CATALOG



35-182-3

B E E C H C R A F T
B O N A N Z A V 3 5 B
I L L U S T R A T E D P A R T S C A T A L O G

FIG. & INDEX NO.	PART NO.	DESCRIPTION							UNITS PER ASSY	USABLE ON CODE
		1	2	3	4	5	6	7		
182 - 37	20490	1	
	AN507-832R8	4	
- 38	20492	1	
- 39	20677-1	1	
- 40	3901	1	
	3900	1	
- 41	3905-25	1	
	20443	1	
	AN515B6R8	4	
	AN96008L	4	
	AN3658832	4	
- 42	3903-1	1	
	AN52081032R8	2	
	AN960810L	2	
	33-500009-17	1	1
	33-500009-7	1	2

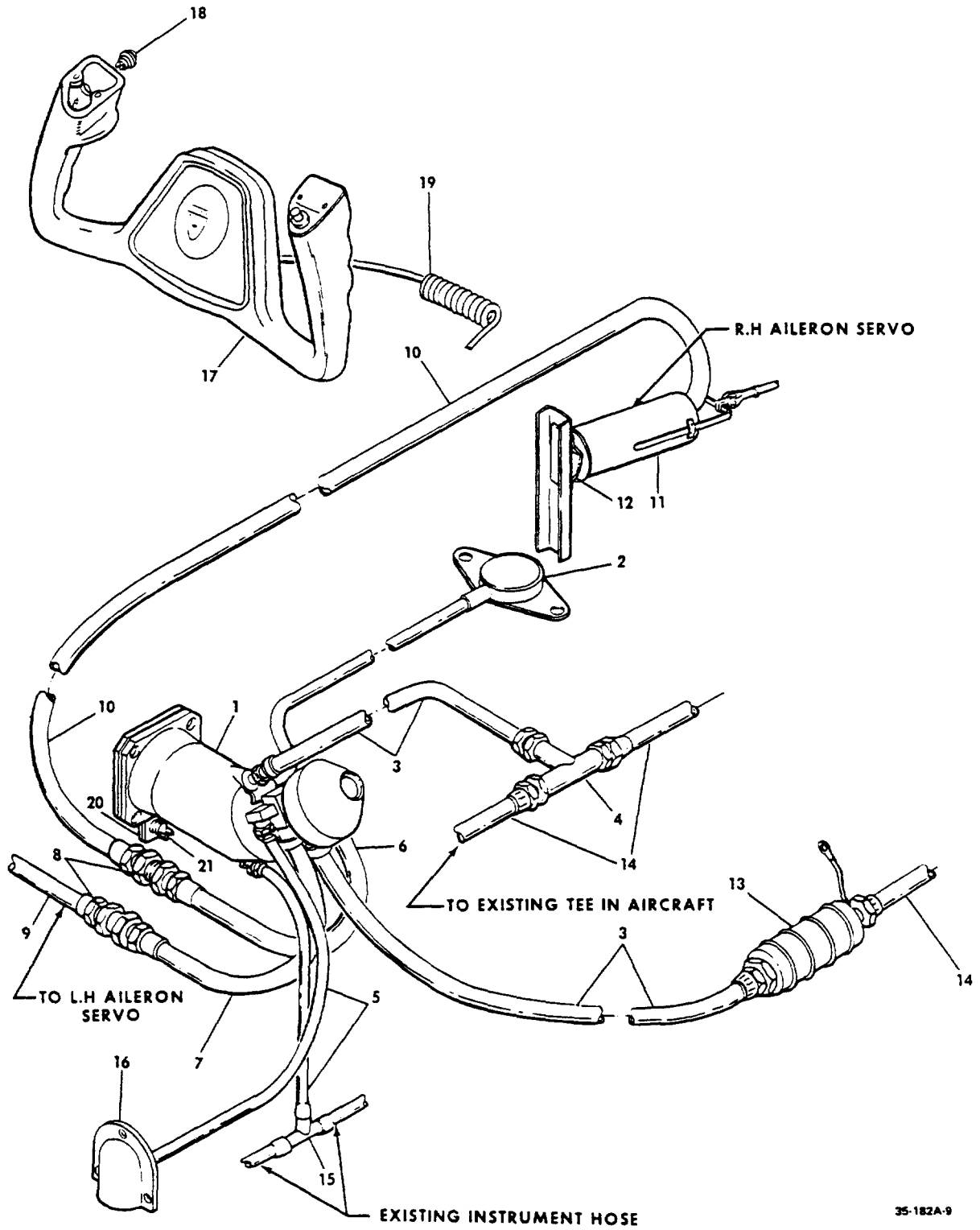
C O D E S O F E F F E C T I V I T Y

1 D-9069 THRU D-9221 2 D-9222 AND AFTER

B E E C H C R A F T
B O N A N Z A V 3 5 B
I L L U S T R A T E D P A R T S C A T A L O G

FIGURE 182A
FLIGHT AUGMENTATION SYSTEM

BEECHCRAFT
 BONANZA V35B
 ILLUSTRATED PARTS CATALOG



35-182A-9

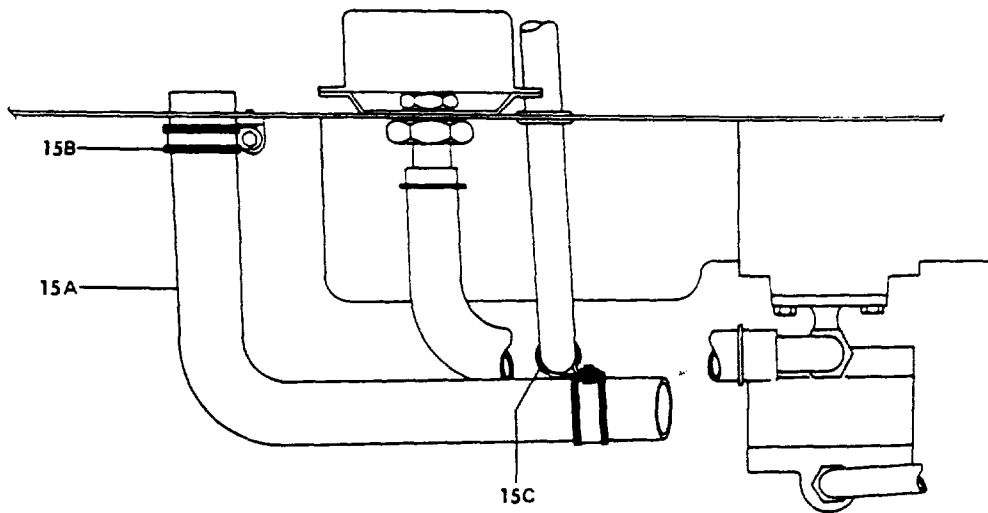
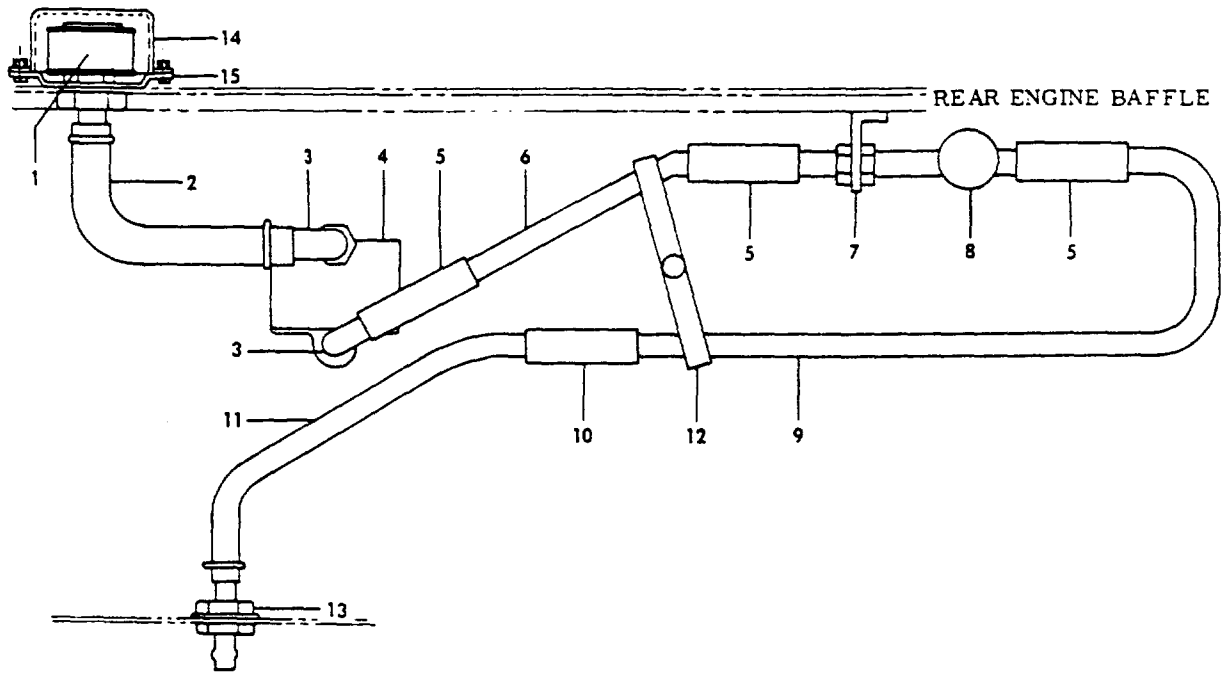
B E E C H C R A F T
B O N A N Z A V 3 5 B
I L L U S T R A T E D P A R T S C A T A L O G

FIG. & INDEX NO.	PART NO.	DESCRIPTION	1	2	3	4	5	6	7	UNITS PER ASSY	USABLE ON CODE
182A	33-500010-3	STABILITY AUGMENTATION SYSTEM INSTL /BSA-4/								MP	
- 1	35-689-47	. . . KIT, STABILITY AUGMENTATION.								1	
	2908P	. . . COORDINATOR, TURN.								1	
		/ATTACHING PARTS/									
	AN507B6R16	. . . SCREW								3	
	NAS187-21	. . . NUT								3	
- 2	NO NUMBER	. . . INVERTER, TURN COORDINATOR								1	
		/ATTACHING PARTS/									
	AN526-832R10	. . . SCREW								2	
	MS20365-832	. . . NUT								2	
- 3	3/16ID X 1/4OD	. . . TUBING, POLY-FLO /CLEAR/								AR	
- 4	49165	. . . TEE								1	
- 5	3/16 ID	. . . TUBING, LATEX /BLACK/								AR	
- 6	3/16ID X 1/4OD	. . . TUBING, POLY-FLO /GREEN/								AR	
- 7	3/16ID X 1/4OD	. . . TUBING, POLY-FLO /RED/								AR	
- 8	256P3/8 X 1/4	. . . REDUCER								2	
- 9	3/8 OD	. . . TUBING, POLY-FLO /RED/								AR	
- 10	3/8 OD	. . . TUBING, POLY-FLO /GREEN/								AR	
- 11	3191	. . . SERVO ASSY, AILERON.								2	
		/ATTACHING PARTS/									
- 12	1104	. . . DISC								1	
	3191-3	. . . SPACER								1	
	AN970-5	. . . WASHER								1	
	MS20364-524	. . . NUT								1	
- 13	11131	. . . CLAMP, CABLE								2	
	4086	. . . VALVE ASSY, SOLENOID								1	
		/ATTACHING PARTS/									
	AN526-832R6	. . . SCREW								2	
	AN960D8	. . . WASHER								2	
	MS20365-832	. . . NUT								2	
- 14	3/16ID X 5/16OD	. . . TUBING, TYGON.								AR	
	GS4	. . . CLAMP, TUBE								AR	
- 15	11673-11	. . . TEE								1	
- 16	3195	. . . EXHAUST ASSY, AIR SYSTEM								1	
		/ATTACHING PARTS/									
	AN526-632-8	. . . SCREW								3	
	AN366F632	. . . NUTPLATE								3	
- 17	60-524080-3	. . . WHEEL ASSY, CONTROL /SEE FIG.156/.								1	
- 18	30-15	. . . SWITCH, CONTROL WHEEL.								1	
	AN960-416L	. . . WASHER, SWITCH								1	
- 19	6409	. . . CORD, COIL								1	
		/ATTACHING PARTS/									
	MS21919DG2	. . . CLAMP								3	
	AN530-8R	. . . SCREW								3	
- 20	MS35489-1	. . . GROMMET								1	
	33-500025	. . . PLACARD, AUTOPILOT ON-OFF.								1	
- 21	MST105D	. . . SWITCH, AUTOPILOT ON-OFF								1	

BEECHCRAFT
BONANZA V35B
ILLUSTRATED PARTS CATALOG

FIGURE 194
INSTRUMENT PRESSURE SYSTEM

BEECHCRAFT
BOONANZA V35B
ILLUSTRATED PARTS CATALOG

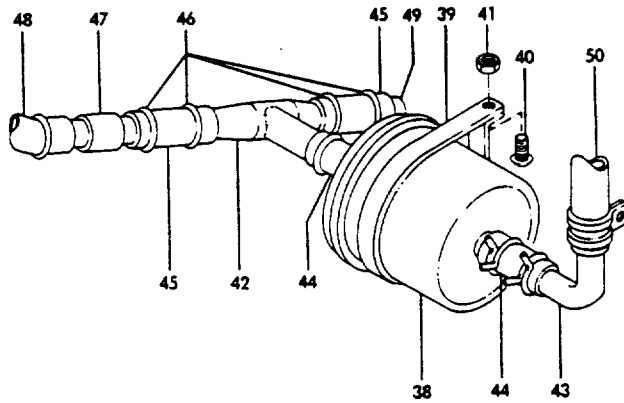
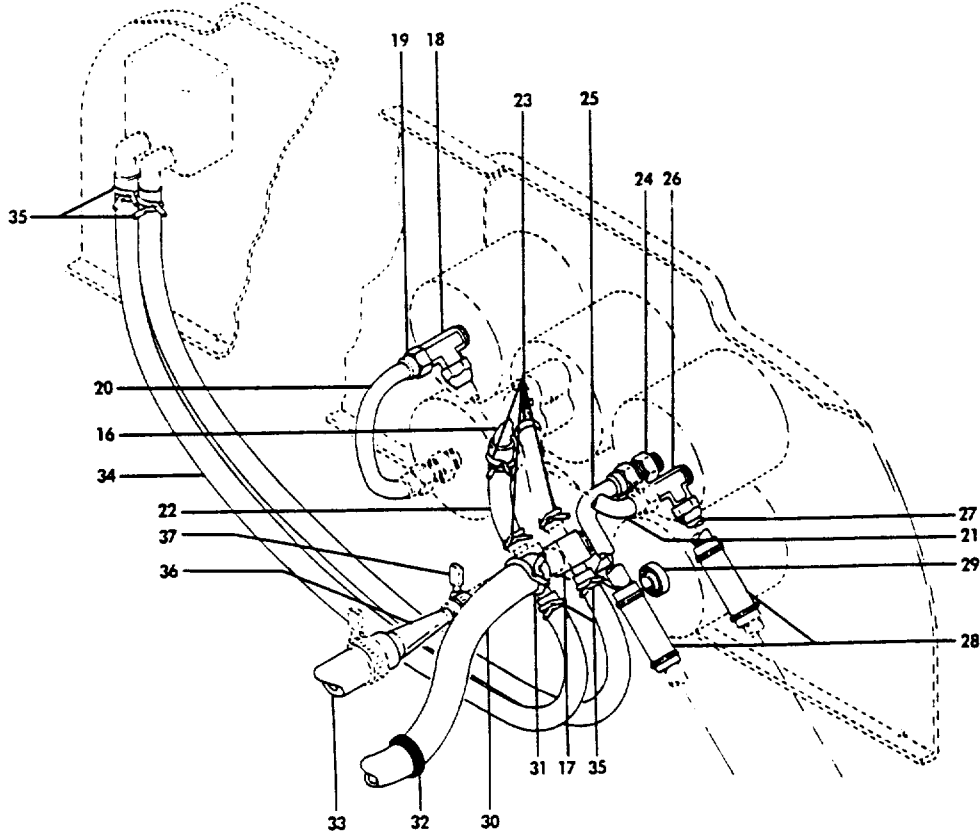


35-194-3

B E E C H C R A F T
B O N A N Z A V 3 5 8
I L L U S T R A T E D P A R T S C A T A L O G

FIG. & INDEX NO.	PART NO.	DESCRIPTION	UNITS PER ASSY	USABLE ON CODE
194	35-329012-5	PRESSURE SYSTEM INSTL,AIR	NP	5
	35-329012-7	PRESSURE SYSTEM INSTL,AIR /USED ONLY WITH TS10-520 ENGINE/	NP	6
	35-329017-1	PRESSURE SYSTEM INSTL,AIR	NP	8
	36-324018	PRESSURE SYSTEM INSTL,AIR/GREATER-CAPACITY/	NP	
- 1	1J2-1	. FILTER,AIR /SEE SI 0581-194/.	1	
	AN960-1416L	. WASHER.	2	
	D9-14-1	. CARTRIDGE,FILTER.	1	
- 2	106200H10-41	. HOSE.	1	
	A14	. CLAMP	2	
- 3	1K1-6-10	. ELBOW,PRESSURE PUMP	2	
	1K1-6-10	. ELBOW,PRESSURE PUMP/GREATER CAPACITY ONLY/.	2	
	232CW	. PUMP,AIR PRESSURE	1	3
- 4	242CW	. PUMP,AIR PRESSURE/REPLS 232CW/IF USED WITH. BLAST TUBE/	1	4
	212CW	. PUMP,AIR PRESSURE	1	9
	442CW	. PUMP AIR PRESSURE/GREATER CAPACITY/	1	
- 5	35-329012-11	. HOSE.	2	
	35-329012-27	. SPLICE.	1	2
	A14	. CLAMP	2	
- 6	35-329012-9	. TUBE.	1	10
	35-329017-7	. TUBE.	1	8
- 7	33-329010-19	. BRACKET,REGULATOR SUPPORT	1	5
	35-329012-41	. BRACKET,REGULATOR SUPPORT	1	6
	35-329017-5	. BRACKET,REGULATOR SUPPORT	1	8
	35-329017-3	. BRACKET	1	8
	AN3-4A	. BOLT.	3	8
	AN3-3A	. BOLT.	2	8
- 8	2H30-9	. REGULATOR,AIR PRESSURE.	1	
- 9	35-329012-15	. TUBE ASSY	1	5
	35-329012-21	. TUBE ASSY	1	11
	1J4-7	. FILTER.	1	11
	MS21919DG50	. CLAMP,FILTER SUPPORT.	1	11
	AN3-5A	. BOLT.	2	11
- 10	131152-9-00-03	. TUBE.	1	8
	35-329012-17	. HOSE.	1	5
	35-329012-23	. HOSE.	1	6
	35-329017-9	. TUBE.	1	8
- 11	35-329012-19	. TUBE ASSY	1	10
	35-329017-11	. TUBE ASSY	1	8
	131152-9-00-07	. TUBE.	1	8
- 12	MS21919DG11	. CLAMP	2	10
	AN520-10R10	. SCREW,CLAMP ATTACHING	2	10
	AN960-10	. WASHER,CLAMP ATTACHING.	2	10
	MS20365-1032	. NUT,CLAMP ATTACHING	2	10
- 13	AN807-10	. ADAPTER	1	
	108492S1416-116	. WASHER.	1	
	AN924-10	. NUT	1	
- 14	58-910021-1	. COVER,AIR FILTER. /ATTACHING PARTS/	1	
	AN3	. BOLT.	2	12
	AN315-3R	. NUT	1	7
	35-329012-43	. WASHER.	2	
	AN970-3	. WASHER.	1	7
	100696A-ZC008	. SPACER,FILTER COVER /ATTACHING PARTS/	1	8
	MS20365-1032	. NUT	2	12
- 15	96-910041-2	. BRACKET,AIR FILTER COVER.	1	12
- 15A	35-329012-39	. TUBE,BLAST COOLING.	1	13
- 15B	MS21919DG20	. CLAMP	2	13
- 15C	MS21919DG12	. CLAMP	1	13
	MS21266-1N	. GROMMET /PLASTIC/	AR	13
	AN743-12	. CLIP,CLAMP SUPPORT.	1	13

BEECHCRAFT
 BONANZA V35B
 ILLUSTRATED PARTS CATALOG



35-1844

B E E C H C R A F T
 BONANZA V358
 I L L U S T R A T E D P A R T S C A T A L O G

FIG. & INDEX NO.	PART NO.	DESCRIPTION	UNITS PER ASSY	USABLE ON CODE
		1 2 3 4 5 6 7		
194	35-324471-1	PLUMBING INSTL, INSTRUMENT PANEL /SEE FIG.394 FOR STATIC PRESSURE PLUMBING REQUIRED FOR LANDING GEAR SAFETY SYSTEM/	NP	
- 16	1K9-4-6	. ELBOW	2	
- 17	1K17-1	. FITTING	2	
- 18	271P1/4 X 1/8	. TEE /ALTIMETER/	1	
- 19	268P1/4 X 1/8	. CONNECTOR /ALTIMETER/	1	
- 20	35-324471-9	. TUBE,ALTIMETER TO VERTICAL SPEED.	1	
- 21	35-324471-11	. TUBE,ALTIMETER TO AIRSPEED.	1	
- 22	106200H6	. TUBING /GYRO CONNECT/	1	1
	114613-4-00408	. TUBING /GYRO CONNECT/	1	2
- 23	A8	. CLAMP	4	
- 24	268P1/4 X 1/8	. CONNECTOR /AIRSPEED/.	1	
- 25	35-324471-13	. TUBE /AIRSPEED/	1	
- 26	271P1/4 X 1/8	. TEE,CONNECTING AIRSPEED TO ALTIMETER.	1	
- 27	35-324471-15	. TUBE /AIRSPEED/	1	
- 28	35-324471-17	. TUBE /AIRSPEED/	2	
- 29	MS3106A/B10SA35	. PLUG /TURN COORDINATOR/	1	
- 30	35-324471-25	. TUBING.	1	
- 31	A10	. CLAMP	1	
- 32	AN931-12-17	. GROMMET	1	
- 33	106200H8	. HOSE.	1	1
	35-324471-23	. HOSE.	1	2
	AN737TW26	. CLAMP,HOSE.	2	
- 34	114693-2	. TUBING.	2	
- 35	A6	. CLAMP	4	
- 36	35-324471-19	. ADAPTER	1	
- 37	WWD22	. CLAMP	1	
	35-324443-1	. FILTER INSTL,PRESSURE SYSTEM AIR.	NP	
- 38	EBD03-0012	1	
	202563	1	
- 39	MS219190G52	1	
	MS219190G44	1	
		/ATTACHING PARTS/		
- 40	AN525-10R11	1	
	100696D-2G008	1	
- 41	MS20365-1032	1	

- 42	35-324443-6	1	
- 43	35-324443-3	1	
- 44	106200H10-7	2	
- 45	106200H8-7	1	1
	35-324471-37	2	2
- 46	A14	4	
- 47	1K39-8-8	1	
- 48	106200H8-92	1	
- 49	35-324443-7	1	
		106200H8-7 HOSE,A14 CLAMP & -7 PLUG/		
- 50	106200H10-72	1	1
	35-324471-35	1	2

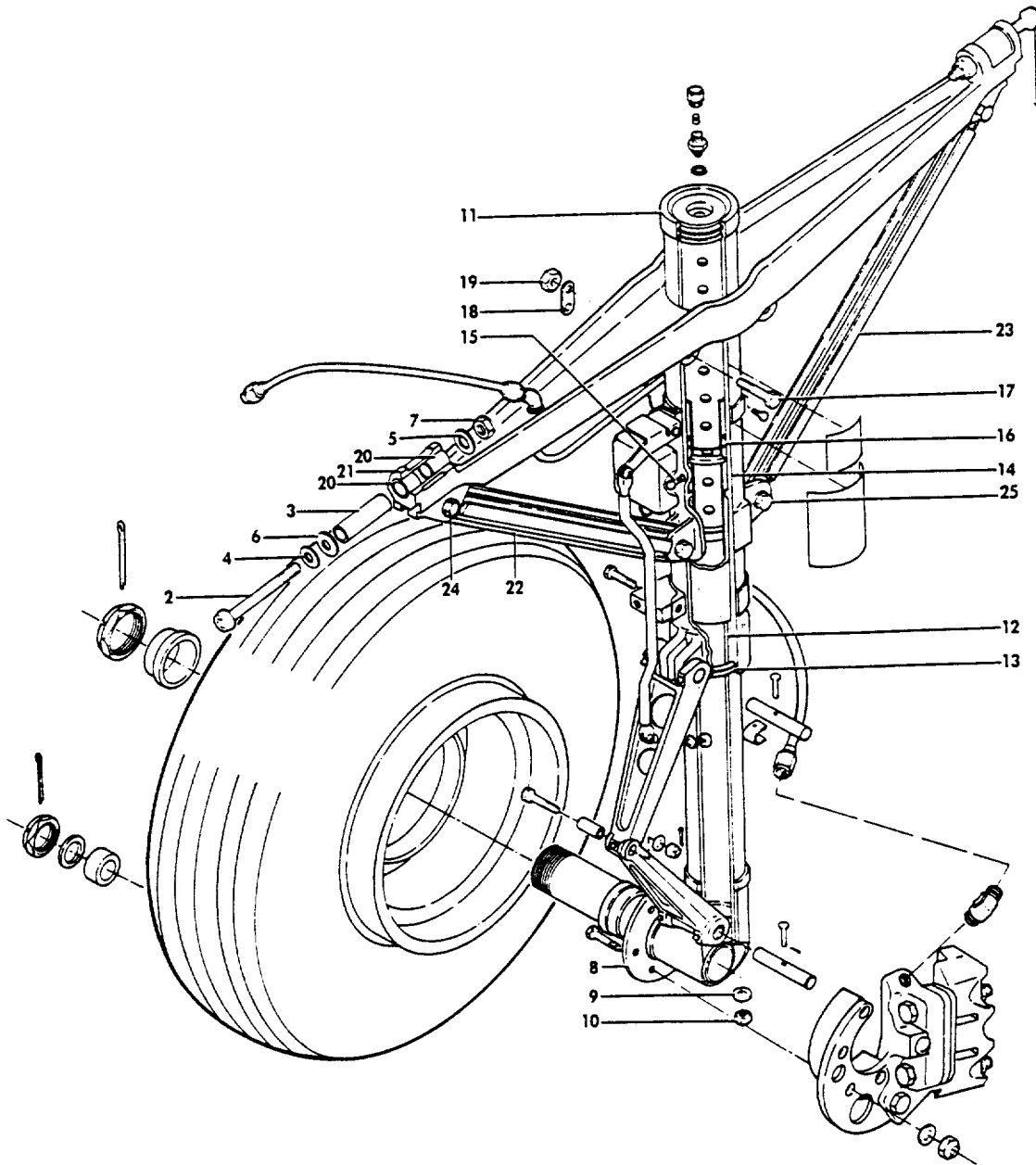
CODES OF EFFECTIVITY

1	D-9069 THRU D-9286	2	D-9287 THRU D-9775
3	D-9069 THRU D-9589	4	D-9590 THRU D-9855
	AND D-9641,D-9642		EXCEPT D-9641,D-9642
5	D-9069 THRU D-9114	6	D-9100,D-9105,
	EXCEPT D-9100,D-9105		D-9115 THRU D-9775
7	D-9508 AND AFTER	8	D-9776 AND AFTER
9	D-9856 AND AFTER	10	D-9069 THRU D-9775
11	D-9100,D-9105,	12	D-9069 THRU D-9507
	D-9115 AND AFTER		
13	D-9590 THRU D-9640		
	D-9643 AND AFTER		

BEECHCRAFT
BONANZA V35B
ILLUSTRATED PARTS CATALOG

FIGURE 202
MAIN LANDING GEAR

BEECHCRAFT
BONANZA V35B
ILLUSTRATED PARTS CATALOG

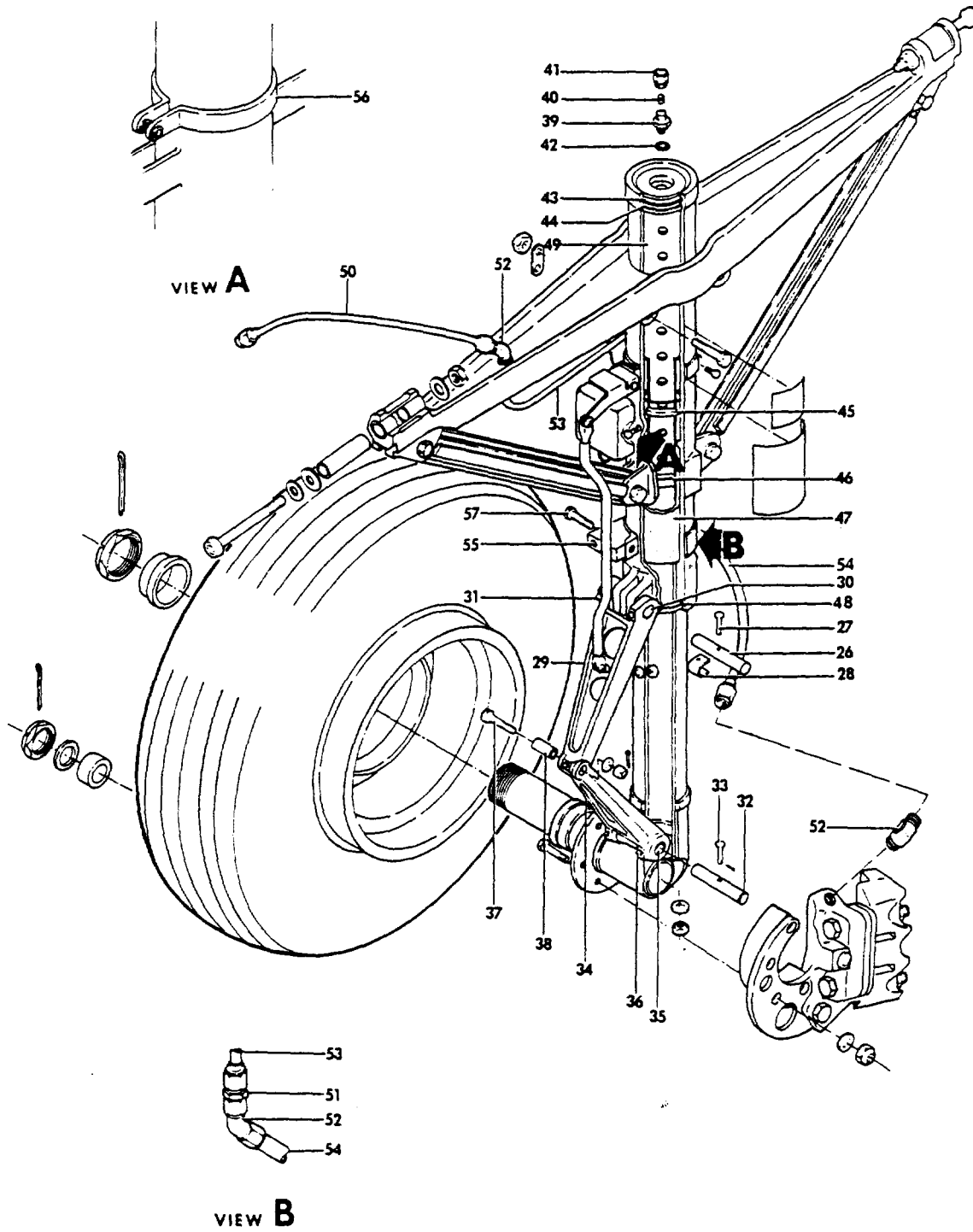


33-202-2

B E E C H C R A F T
B O N A N Z A V 3 5 8
I L L U S T R A T E D P A R T S C A T A L O G

FIG. & INDEX NO.	PART NO.	DESCRIPTION	1 2 3 4 5 6 7							UNITS PER ASSY	USABLE ON CODE
			1	2	3	4	5	6	7		
202	35-810026-653	GEAR ASSY,MAIN LANDING LH								1	
		/LESS TIRE,WHEEL & BRAKE/									
	35-810026-654	GEAR ASSY,MAIN LANDING RH								1	
		/LESS TIRE,WHEEL & BRAKE/									
	35-810026-611	GEAR ASSY,MAIN LANDING LH /COMPLETE/								1	5
	35-810026-612	GEAR ASSY,MAIN LANDING RH /COMPLETE/								1	5
	35-810026-613	GEAR ASSY,MAIN LANDING LH/COMPLETE/								1	12
	35-810026-614	GEAR ASSY,MAIN LANDING RH/COMPLETE/								1	12
		/ATTACHING PARTS/									
- 1	NAS148A67	BOLT,AFT.								1	
- 2	NAS148A69/M/	BOLT,FWD.								1	
- 3	35-815250	BUSHING								2	
- 4	NAS143-8C	WASHER								2	
- 5	AN960-816	WASHER								2	
- 6	100951S016XF	WASHER /USED BETWEEN GEAR & SPAR FITTING.								2	
		IF GAP IS 0.016 TO 0.031/									
	100951S032XF	WASHER /USED BETWEEN GEAR & SPAR FITTING.								2	
		IF GAP IS 0.032 TO 0.047/									
- 7	AN310-8	NUT								2	
	AN380-3-3	PIN,COTTER.								2	
- 8	35-815260-3	. SHOCK ASSY,LOWER LH/ORDER 35-815260-7/.								NP	10
	35-815260-7	. SHOCK ASSY,LOWER LH/SPARES FOR 35-815260-3/								1	11
	35-815260-4	. SHOCK ASSY,LOWER RH/ORDER 35-815260-8/.								NP	10
	35-815260-8	. SHOCK ASSY,LOWER RH/SPARES FOR 35-815260-4/								1	11
- 9	35-815081	. . . WASHER.								1	
- 10	MS20365-524	. . . NUT								1	
- 11	35-815246-1	. CYLINDER,LH								1	
	35-815246-3	. CYLINDER,RH								1	
- 12	35-815246-9	. BEARING,LOWER								1	
- 13	RRN237C	. RING,RETAINING.								1	
- 14	35-815246-11	. BEARING,UPPER								1	
- 15	SALP-T6-6	. BOLT,MUCK								2	
	6LC-C6	. COLLAR.								2	
- 16	MS28775-138	. O RING.								1	
- 17	NAS334CPA30	. BOLT.								2	
- 18	35-815256	. CONNECTOR,BRACE TO CLAMP.								2	
- 19	MS20365-428	. NUT								2	
- 20	10DU12	. BUSHING								4	
- 21	35-815251-3	. BRACE								1	
- 22	35-815252-1	. COLUMN,FWD.								1	
- 23	35-815252-3	. COLUMN,AFT.								1	
		/ATTACHING PARTS/									
- 24	NAS464P7LA16/M/	. BOLT.								2	
- 25	35-815247-15	. BOLT.								2	
	AN960D716	. WASHER.								4	
	MS20364-720	. NUT								4	

BEECHCRAFT
BOGANZA V358
ILLUSTRATED PARTS CATALOG

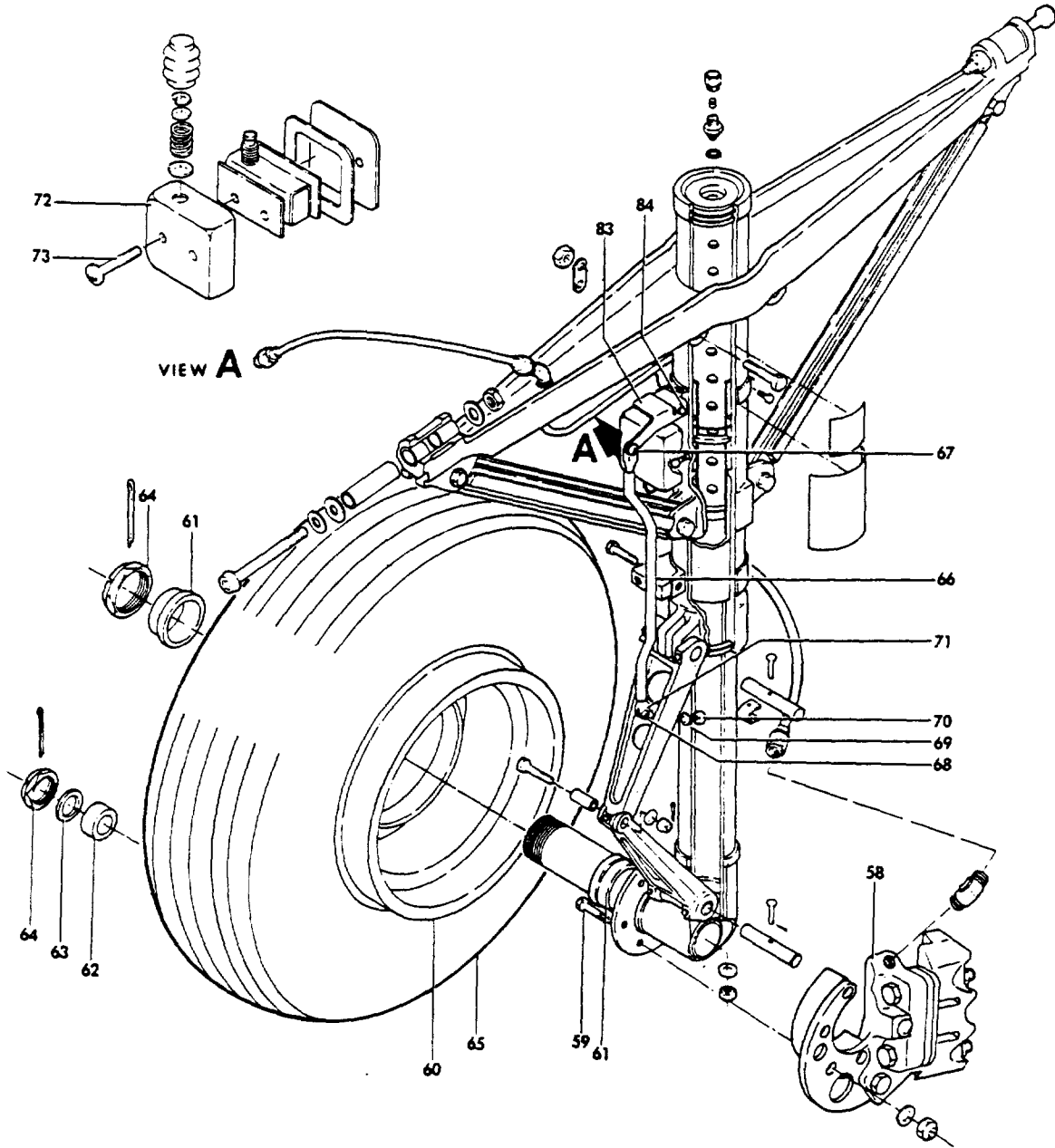


33-202-3

BEECHCRAFT
 BONANZA V35B
 ILLUSTRATED PARTS CATALOG

FIG. & INDEX NO.	PART NO.	DESCRIPTION	UNITS PER ASSY							USABLE ON CODE	
			1	2	3	4	5	6	7		
202	45-815011-10	. KNEE ASSY, UPPER /ATTACHING PARTS/								1	
- 26	45-815237	. PIN								1	
- 27	AN392-21	. PIN								1	
- 28	35-815253	. STOP								1	
- 29	45-815011-8	. . KNEE, UPPER.								1	
- 30	45-815013	. . BUSHING								2	
- 31	1729	. . FITTING, ZERK.								3	
	35-815194-3	. KNEE ASSY, LOWER TORQUE. /ATTACHING PARTS/								1	
- 32	45-815237	. PIN								1	
- 33	AN392-27	. PIN								1	
	MS24665-130	. PIN, COTTER.								2	
- 34	35-815194-5	. . KNEE, LOWER.								1	
- 35	45-815013	. . BUSHING								2	
- 36	MS15002-1	. . FITTING, ZERK.								2	
- 37	AN5-13/M/	. BOLT.								1	
- 38	105739S-YK0431	. BUSHING								1	
	AN960-516	. WASHER.								1	
	AN310-5	. NUT								1	
	AN380-2-3	. PIN, COTTER.								1	
- 39	118642-7	. BODY, AIR VALVE.								1	
- 40	302D	. CORE, AIR VALVE.								1	
- 41	AN813-18	. CAP								1	
- 42	MS28778-5	. GASKET.								1	
- 43	RRN237C	. RING, RETAINING.								1	
- 44	AN623085	. GASKET.								1	
- 45	AN6227831	. PACKING								1	
	MS28774-328	. RETAINER, BACK UP.								2	
- 46	35-380020-1	. RING, PISTON								1	
- 47	35-815247-9	. FELT.								1	
- 48	504271	. SEAL, SCRAPER.								1	
- 49	35-815249-1	. BRAZE ASSY, ORIFICE/ORDER 36-810017-1/								NP	6
	36-810017-1	. BRAZE ASSY, ORIFICE/SPARES FOR 35-815249-1, -5/								1	7
- 50	MS28741-4-0125	. HOSE ASSY, UPPER								1	
	AN9600716	. WASHER.								3	
- 51	AN924-4D	. NUT								2	
- 52	AN837-4D	. ELBOW								2	
- 53	95-810002-37	. TUBE ASSY, LH UPPER.								1	
	95-810002-38	. TUBE ASSY, RH UPPER.								1	
	MS21919DG4	. CLAMP, TUBE.								1	
		/ATTACHING PARTS/									
	AN520-1032	. SCREW								1	
	AN960010	. WASHER.								1	
	MS20365-1032	. NUT								1	
- 54	MS28741-4-0170	. HOSE ASSY, LOWER								1	
- 55	35-815004	. CLAMP ASSY, LH LOWER								1	
	35-815004-1	. CLAMP ASSY, RH LOWER								1	
	AN815-4	. FITTING, LOWER HOSE.								1	
	MS28778-4	. PACKING								1	
- 56	35-815264-1	. CLAMP ASSY, LH								1	
	35-815264-2	. CLAMP ASSY, RH								1	
- 57	AN4-14/M/	. BOLT.								1	
	AN960-416	. WASHER.								1	
	MS20365-428	. NUT								1	

BEECHCRAFT
BONANZA V35B
ILLUSTRATED PARTS CATALOG



33-2024

B E E C H C R A F T
B O N A N Z A V 3 5 B
I L L U S T R A T E D P A R T S C A T A L O G

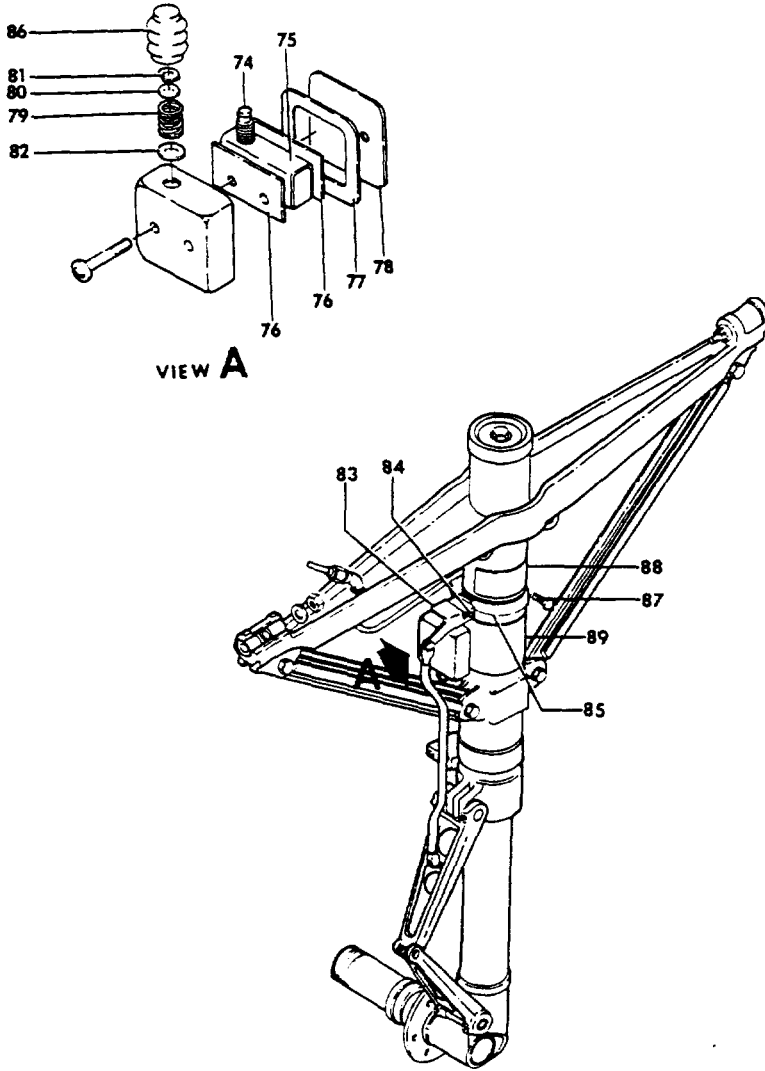
FIG. & ITEM NO.	PART NO.	DESCRIPTION							UNITS PER ASSY	USABLE ON CODE
		1	2	3	4	5	6	7		
202	35-810026-23	•	•	•	•	•	•	•	1	
- 58	35-8002-25	•	•	•	•	•	•	•	1	1
	36-8001-9	•	•	•	•	•	•	•	1	2
		/ATTACHING PARTS/								
- 59	AN5-6A/M/	•	•	•	•	•	•	•	5	
	MS20002C5	•	•	•	•	•	•	•	5	
	AN960D10	•	•	•	•	•	•	•	5	
	MS20365-524	•	•	•	•	•	•	•	5	

- 60	35-810026-15	•	•	•	•	•	•	•	1	
		/ATTACHING PARTS/								
- 61	33-810000-15	•	•	•	•	•	•	•	NP	13
	35-810026-63	•	•	•	•	•	•	•	1	14
- 62	33-810000-13	•	•	•	•	•	•	•	NP	13
	R 35-810026-61	•	•	•	•	•	•	•	1	14
- 63	100951X100WL	•	•	•	•	•	•	•	1	
- 64	AN7502-24	•	•	•	•	•	•	•	NP	9
	R MS2105-24	•	•	•	•	•	•	•	1	8

- 65	7 00X6 6P TT	•	•	•	•	•	•	•	1	
	7 00X6	•	•	•	•	•	•	•	1	
	35-8002-3	•	•	•	•	•	•	•	1	1
	36-8001-3	•	•	•	•	•	•	•	1	2
	002-361013-43	•	•	•	•	•	•	•	1	5
	002-361013-32	•	•	•	•	•	•	•	1	5
		NOTE SEE SI 0938 FOR MORE INFORMATION ON 002-361013-43 LINK ASSY & 002-361013-32 SWITCH								
- 66	35-361145	•	•	•	•	•	•	•	1	
		/ATTACHING PARTS/								
- 67	AN393-13	•	•	•	•	•	•	•	2	
	AN960D10	•	•	•	•	•	•	•	2	
	MS24665-130	•	•	•	•	•	•	•	2	

- 68	AN42-4	•	•	•	•	•	•	•	1	
- 69	AN960-10L	•	•	•	•	•	•	•	2	
- 70	AN310-3	•	•	•	•	•	•	•	1	
- 71	AN161-16RS	•	•	•	•	•	•	•	1	
	35-361131-601	•	•	•	•	•	•	•	1	3
	002-361013-45	•	•	•	•	•	•	•	1	4
- 72	35-361135-1	•	•	•	•	•	•	•	1	3
	002-361013-15	•	•	•	•	•	•	•	1	4
- 73	AN526-632-22	•	•	•	•	•	•	•	2	3
	MS35206-329	•	•	•	•	•	•	•	2	4
	AN960A6	•	•	•	•	•	•	•	2	3
	AN960D6	•	•	•	•	•	•	•	2	4
	MS20365-632	•	•	•	•	•	•	•	2	

BEECHCRAFT
BONANZA V35B
ILLUSTRATED PARTS CATALOG



33-202-12

B E E C H C R A F T
B O N A N Z A V 3 5 8
I L L U S T R A T E D P A R T S C A T A L O G

FIG. & INDEX NO.	PART NO.	DESCRIPTION							UNITS PER ASSY	USABLE ON CODE
		1	2	3	4	5	6	7		
202 - 74	MC2711	1	3
	AN3186-2	1	4
- 75	BZ-3YT	1	3
	BZ3AT	1	4
- 76	45-364238	2	3
	002-361013-33	2	4
- 77	002-361013-23	1	
- 78	002-361013-25	1	
- 79	002-361013-27	1	
- 80	10095100032YF	1	
- 81	NAS51-31	1	3
	MS16624-1031	1	4
- 82	AN960-816L	1	
- 83	35-361132-1	1	3
	002-361013-19	1	4
- 84	AN393-29	1	3
	MS20392-2C29	1	4
	AN960010	1	
	MS24665-130	1	
	35-361133	1	3
- 85	002-361013-29	1	4
	106242-7-03600	1	
- 86	35-361148-1	1	
- 87	AN3-12A/M/	1	
	AN960010	2	
	MS20365-1032	1	
- 88	112406	2	
- 89	96-810020	1	
	96-810021	1	

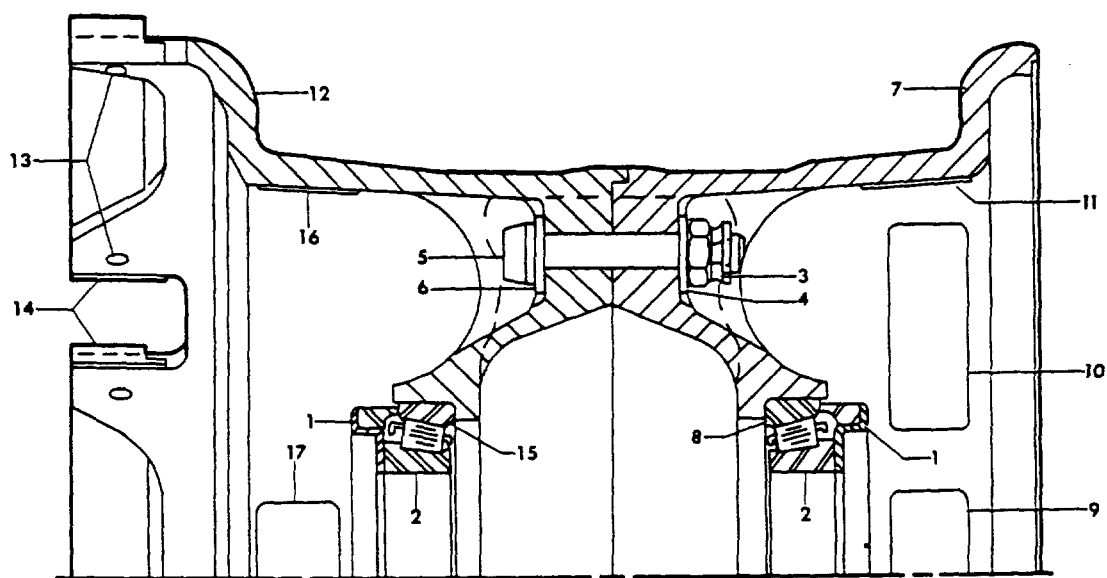
C O D E S O F E F F E C T I V I T Y

1 D-9069 THRU D-9191	2 D-9192 AND AFTER
3 D-9069 THRU D-10119 EXCEPT D-10097	4 D-10097, D-10120 AND AFTER
5 D-9069 THRU D-9690	6 D-9069 THRU D-10384
7 D-10359 AND AFTER	8 D-10357 AND AFTER
9 D-9069 THRU D-10356	10 D-9069 THRU D-10173
11 D-10174 AND AFTER	12 D-9691 AND AFTER
13 D-9069 THRU D-10362	14 D-10363 AND AFTER

BEECHCRAFT
BONANZA V35B
ILLUSTRATED PARTS CATALOG

FIGURE 203
MAIN GEAR WHEEL
D-9069 THRU D-9192

BEECHCRAFT
 BONANZA V35B
 ILLUSTRATED PARTS CATALOG



33-203-2

B E E C H C R A F T
B O N A N Z A V 3 5 B
I L L U S T R A T E D P A R T S C A T A L O G

FIG. & INDEX NO.	PART NO.	DESCRIPTION	UNITS PER ASSY	USABLE ON CODE
		1 2 3 4 5 6 7		
203	35-8002-3	WHEEL ASSY,MAIN LANDING GEAR.	1	1
- 1	95-24218	. SEAL,BEARING.	2	1
- 2	13889	. CONE,BEARING.	2	1
- 3	95-6867	. NUT	4	1
- 4	95-6974	. WASHER.	4	1
- 5	95-8249	. BOLT,WHEEL.	4	1
- 6	95-6926	. WASHER,COUNTERSUNK.	4	1
- 7	35-8002-9	. WHEEL SUB ASSY,OUTBD HALF	1	1
- 8	13830	. . CUP,BEARING	1	1
- 9	95-35523	. . PLATE,OUTBD WHEEL HALF DATA	1	1
- 10	95-30001-31	. . PLATE,WARNING DATA.	1	1
- 11	95-35576	. . PLATE,BEECHCRAFT DATA	1	1
- 12	35-8002-7	. WHEEL SUB ASSY,INBD HALF.	1	1
- 13	95-7649	. . RIVET	12	1
- 14	95-43686	. . LINER,KEYWAY.	6	1
- 15	13830	. . CUP,BEARING	1	1
- 16	95-35522	. . PLATE,INBD WHEEL HALF DATA.	1	1
- 17	95-30001-31	. . PLATE,WARNING DATA.	1	1

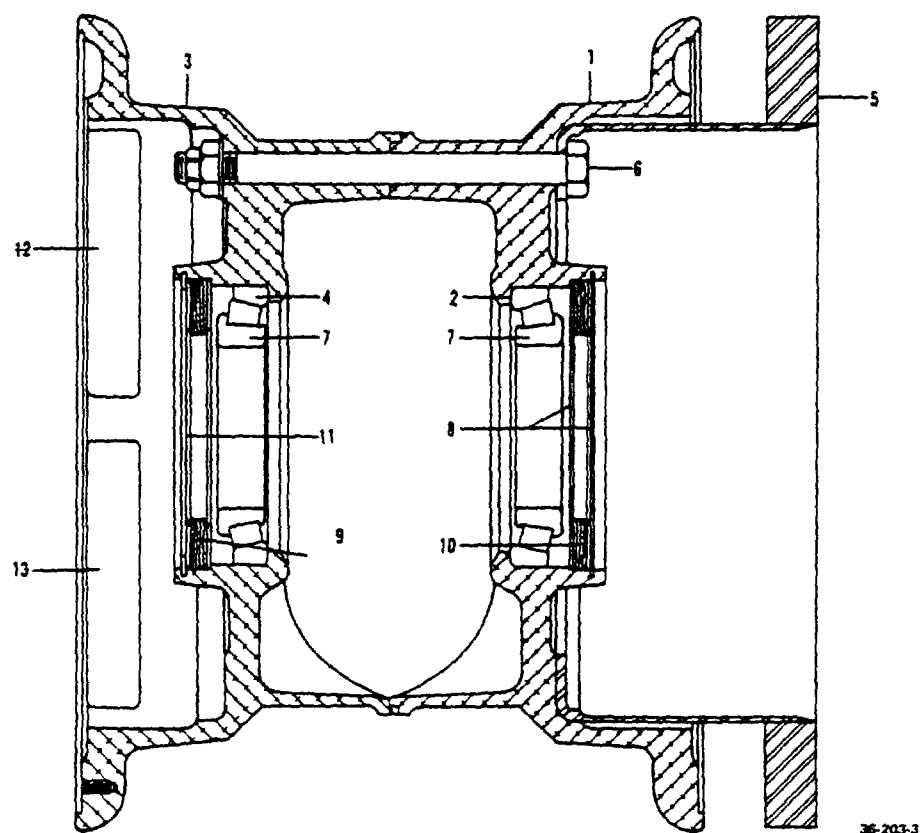
C O D E S O F E F F E C T I V I T Y

1 D-9069 THRU D-9192

B E E C H C R A F T
B O N A N Z A V 3 5 B
I L L U S T R A T E D P A R T S C A T A L O G

FIGURE 203A
MAIN GEAR WHEEL
D-9193 AND AFTER

BEECHCRAFT
BONANZA V35B
ILLUSTRATED PARTS CATALOG



36-203-3

B E E C H C R A F T
B O N A N Z A V 3 5 B
I L L U S T R A T E D P A R T S C A T A L O G

FIG. & INDEX NO.	PART NO.	DESCRIPTION	1	2	3	4	5	6	7	UNITS PER ASSY	USABLE ON CODE
203A	36-8001-3	WHEEL ASSY,MAIN /7.00 X 6/	2	1
	36-8001-5	• WHEEL HALF ASSY,INNER	1	1
- 1	151-26	• • WHEEL HALF,INNER	1	1
- 2	13836	• • BEARING,CUP	1	1
	36-8001-7	• WHEEL HALF ASSY,OUTER	1	1
- 3	152-24	• • WHEEL HALF,OUTER	1	1
- 4	13836	• • BEARING,CUP	1	1
- 5	36-8001-21	• DISC ASSY,BRAKE	1	1
		/ATTACHING PARTS/									
- 6	AN3-35A/M/ AN960-516 MS20365-524	• BOLT	3	
		• WASHER	3	
		• NUT	3	
- 7	13889	• BEARING,CONE	2	1
- 8	153-9	• RING,GREASE SEAL/SUPERSEDED BY 153-00900/	4	2
	153-00900	• RING,GREASE SEAL/SUPERSEDES 153-9/	4	3
- 9	154-16	• FELT,GREASE SEAL	1	1
- 10	154-8	• FELT,GREASE SEAL/SUPERSEDED BY 154-00800/	1	2
	154-00800	• FELT,GREASE SEAL/SUPERSEDES 154-8/	1	3
- 11	3023	• RING,SNAP	2	1
- 12	166-14	• NAMEPLATE	1	1
- 13	166-24	• NAMEPLATE	1	1

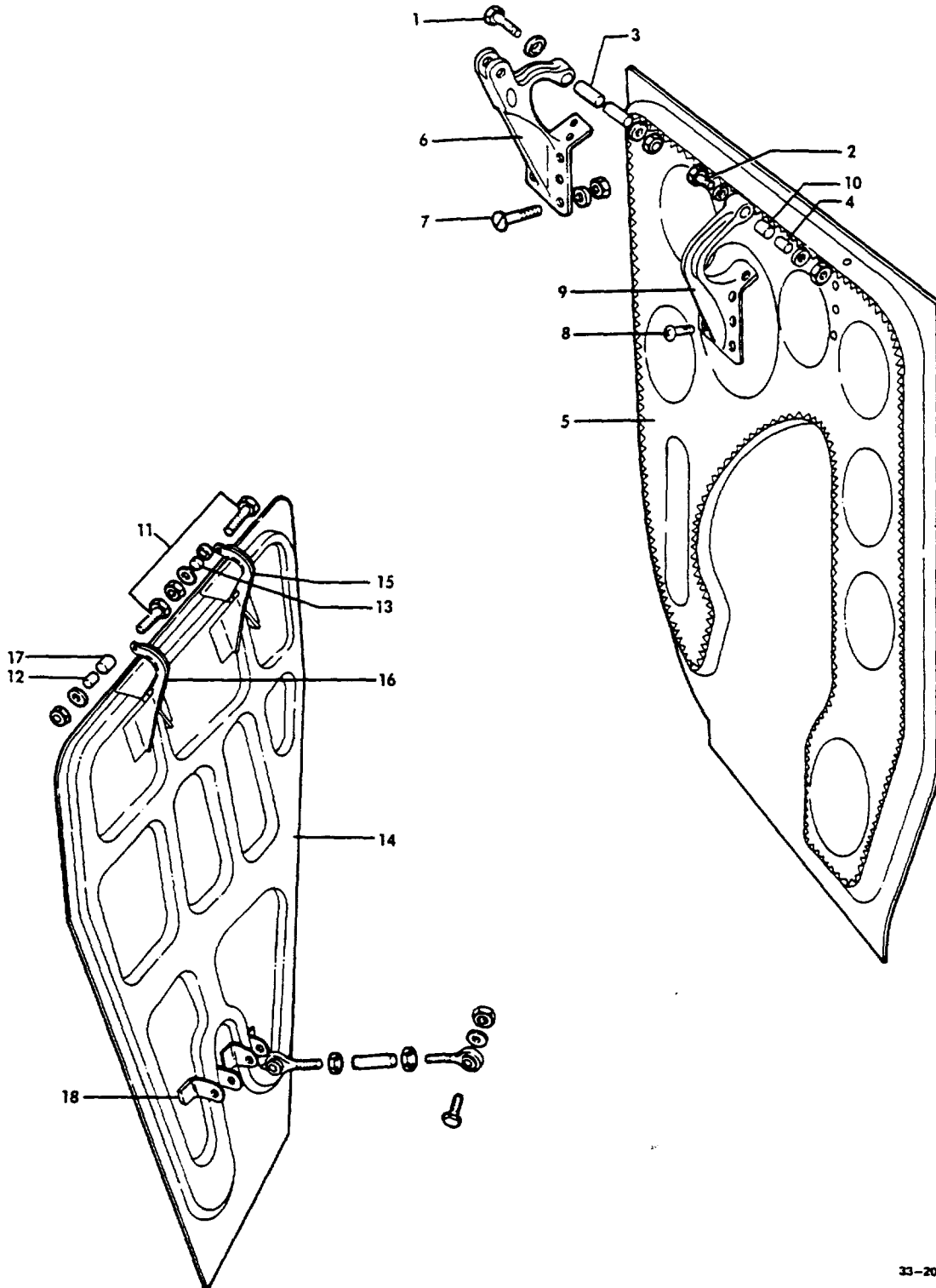
C O D E S O F E F F E C T I V I T Y

- 1 D-9193 AND AFTER 2 D-9193 THRU D-10362
3 D-10363 AND AFTER

BEECHCRAFT
BONANZA V35B
ILLUSTRATED PARTS CATALOG

FIGURE 204
MAIN GEAR DOORS

BEECHCRAFT
BONANZA V35B
ILLUSTRATED PARTS CATALOG

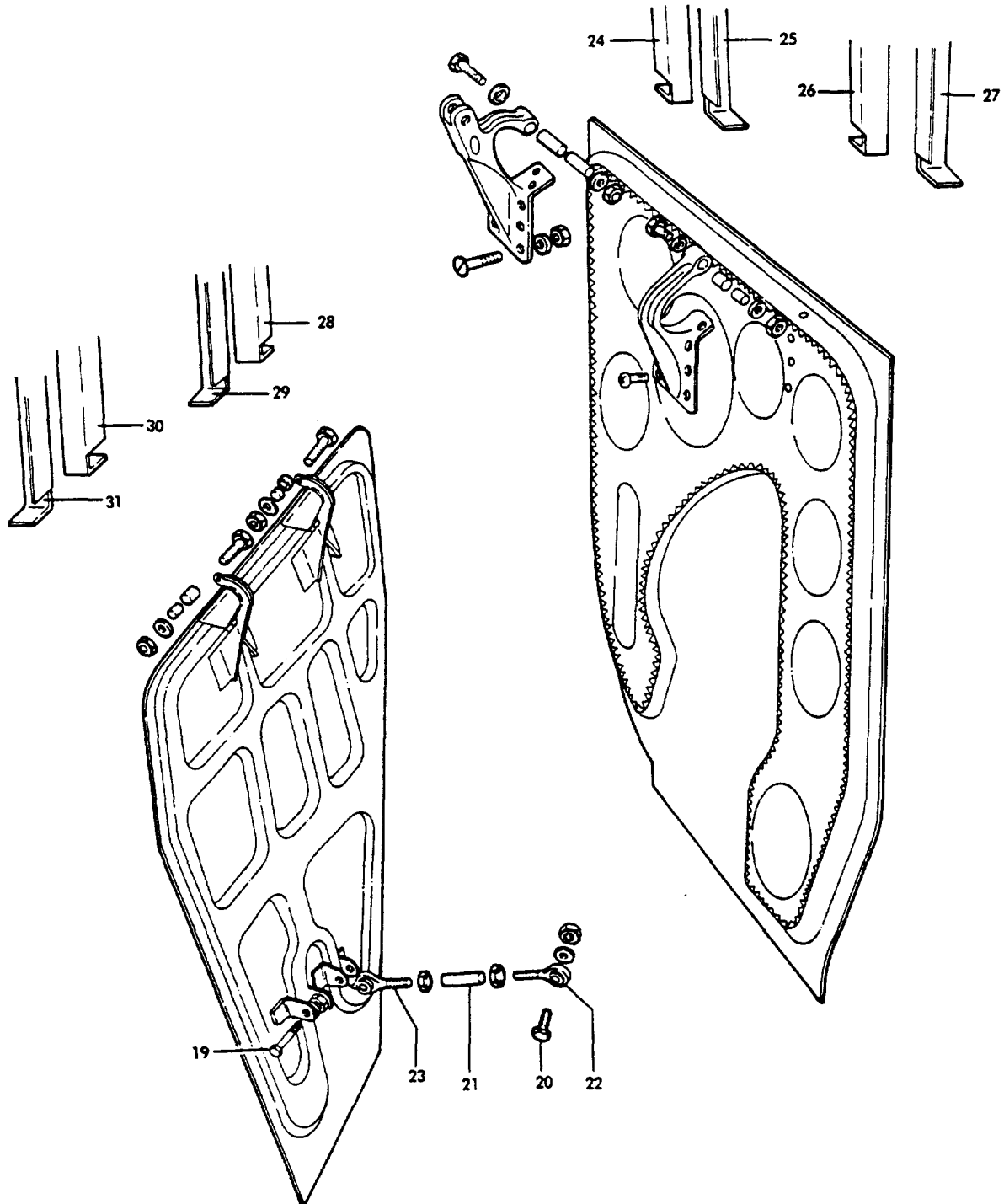


33-204-1

B E E C H C R A F T
B O N A N Z A V 3 5 B
I L L U S T R A T E D P A R T S C A T A L O G

FIG. & INDEX NO.	PART NO.	DESCRIPTION	1	2	3	4	5	6	7	UNITS PER ASSY	USABLE ON CODE
204	35-815055	DOOR INSTL,MAIN LANDING GEAR LH	NP	
	35-815055-1	DOOR INSTL,MAIN LANDING GEAR RH	NP	
	35-815055-158	. DOOR ASSY,INBD LH	1	
	35-815055-159	. DOOR ASSY,INBD RH	1	
		/ATTACHING PARTS/									
- 1	AN3-15A/M/	. BOLT	1	
- 2	AN3-10A/M/ AN960-10	. BOLT . WASHER	1 2	
- 3	58-810022-5	. BUSHING	1	
- 4	58-810022-3 58-810022-7 MS20365-1032	. BUSHING . BUSHING/AFT/ . NUT	2 1 2	
- 5	35-815055-164 35-815055-165	. DOOR,INBD LH . DOOR,INBD RH	1 1	
- 6	35-815266-1 35-815266-2	. HINGE ASSY,FWD INBD LH . HINGE ASSY,FWD INBD RH	1 1	
		/ATTACHING PARTS/									
- 7	AN525-10-24 MS24694551 AN525-10-10 AN960-10 MS20365-1032	. SCREW . SCREW . SCREW . WASHER . NUT	3 2 2 5 5	
	35-815016-4 35-815016-5	. HINGE ASSY,AFT INBD LH . HINGE ASSY,AFT INBD RH	1 1	
		/ATTACHING PARTS/									
- 8	AN525-10-10 AN960-10 AN960-10L MS20365-1032 MS20364-1032	. SCREW . WASHER . WASHER . NUT . NUT	4 3 3 3 1	
- 9	35-815016-2 35-815016-3	. HINGE,LH . HINGE,RH	1 1	
- 10	105740X-ZR0480 35-815055-214 35-815055-215	. BUSHING . DOOR ASSY,OUTBD LH . DOOR ASSY,OUTBD RH	1 1 1	
		/ATTACHING PARTS/									
- 11	AN3-10A/M/ AN960-10	. BOLT . WASHER	2 2	
- 12	58-810022-1	. BUSHING	1	
- 13	58-810022-1 MS20365-1052	. BUSHING . NUT	1 2	
- 14	35-815055-212 35-815055-213	. DOOR,OUTBD LH . DOOR,OUTBD RH	1 1	
- 15	35-815055-114 35-815055-116	. HINGE ASSY,FWD OUTBD LH . HINGE ASSY,FWD OUTBD RH	1 1	
- 16	35-815055-116	. HINGE ASSY,AFT OUTBD LH & RH	1	
- 17	105740X-ZJ0490	. BUSHING	1	
- 18	35-815055-62 35-815055-208 35-815055-63 35-815055-209	. BRACKET,HINGE . BRACKET,HINGE . BRACKET,HINGE . BRACKET,HINGE	2 2 2 2	1 2 1 2

BEECHCRAFT
BONANZA V35B
ILLUSTRATED PARTS CATALOG



33-204-2

B E E C H C R A F T
B O N A M Z A V 3 5 B
I L L U S T R A T E D P A R T S C A T A L O G

FIG. & INDEX NO.	PART NO.	DESCRIPTION							UNITS PER ASSY	USABLE ON CODE
		1	2	3	4	5	6	7		
204	35-815056	2	1
	35-815056-16	1	2
		/ATTACHING PARTS/								
- 19	AN4-10A/M/	1	
- 20	AN4-7A/M/	1	
	AN960-416	AR	
	MS20365-428	2	

- 21	35-815056-2	1	1
	35-815056-18	1	2
- 22	HM4U	1	
- 23	35-815056-4	1	
	AN316-4R	1	
- 24	35-115070-8	1	
	35-115070-9	1	
- 25	35-115070-10	1	
	35-115070-11	1	
- 26	35-115070-16	1	
	35-115130-22	1	
- 27	35-115070-18	1	
	35-115130-24	1	
- 28	35-115051-4	1	
	35-115051-5	1	
- 29	35-115051-6	1	
	35-115051-7	1	
- 30	35-115051-10	1	
	35-115051-11	1	
- 31	35-115051-8	1	
	35-115051-9	1	

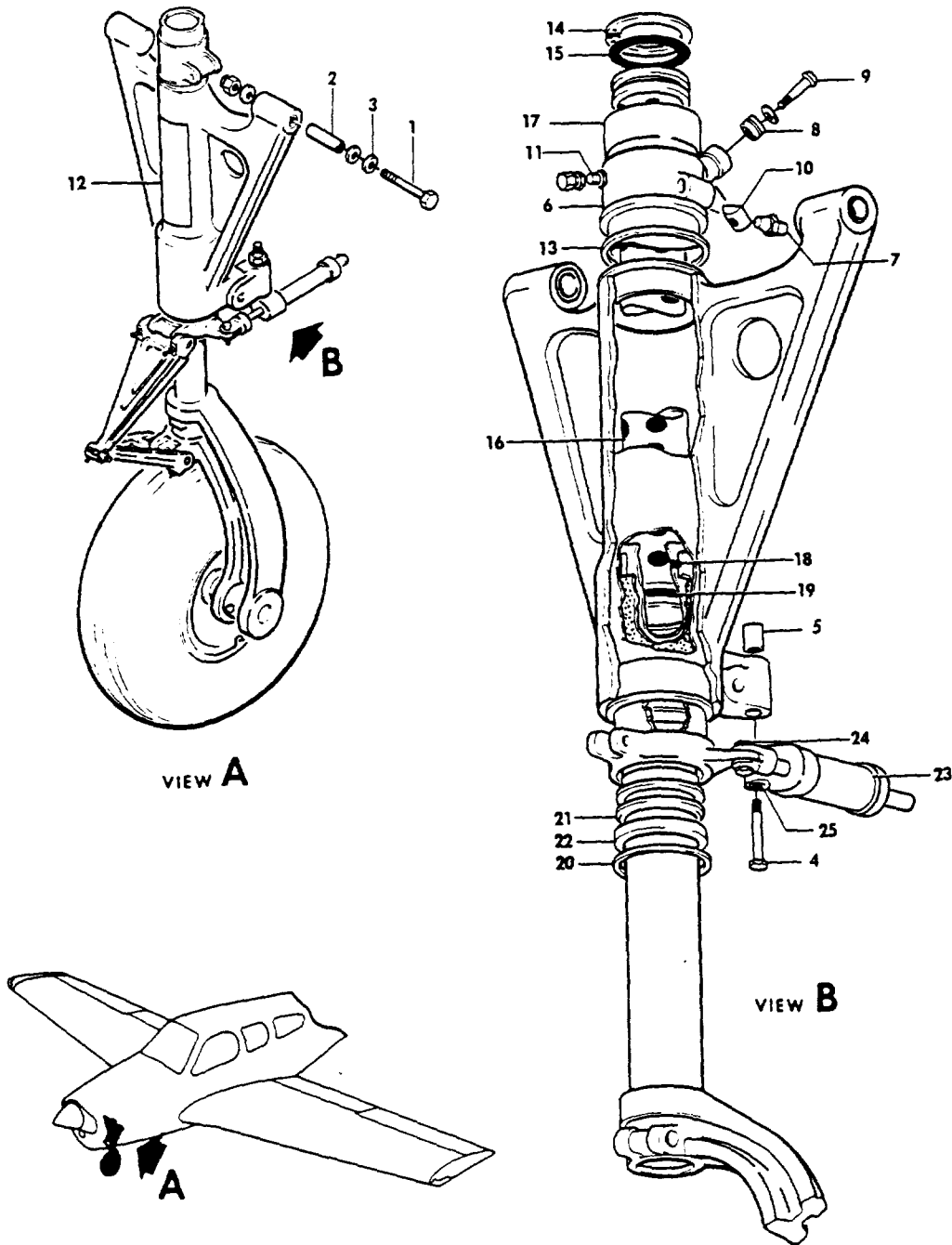
C O D E S O F E F F E C T I V I T Y

1 D-9069 THRU D-10204 2 D-10205 AND AFTER

B E E C H C R A F T
B O N A N Z A V 3 5 B
I L L U S T R A T E D P A R T S C A T A L O G

FIGURE 206
NOSE LANDING GEAR
D-9069 THRU D-10396

BEECHCRAFT
BONANZA V35B
ILLUSTRATED PARTS CATALOG

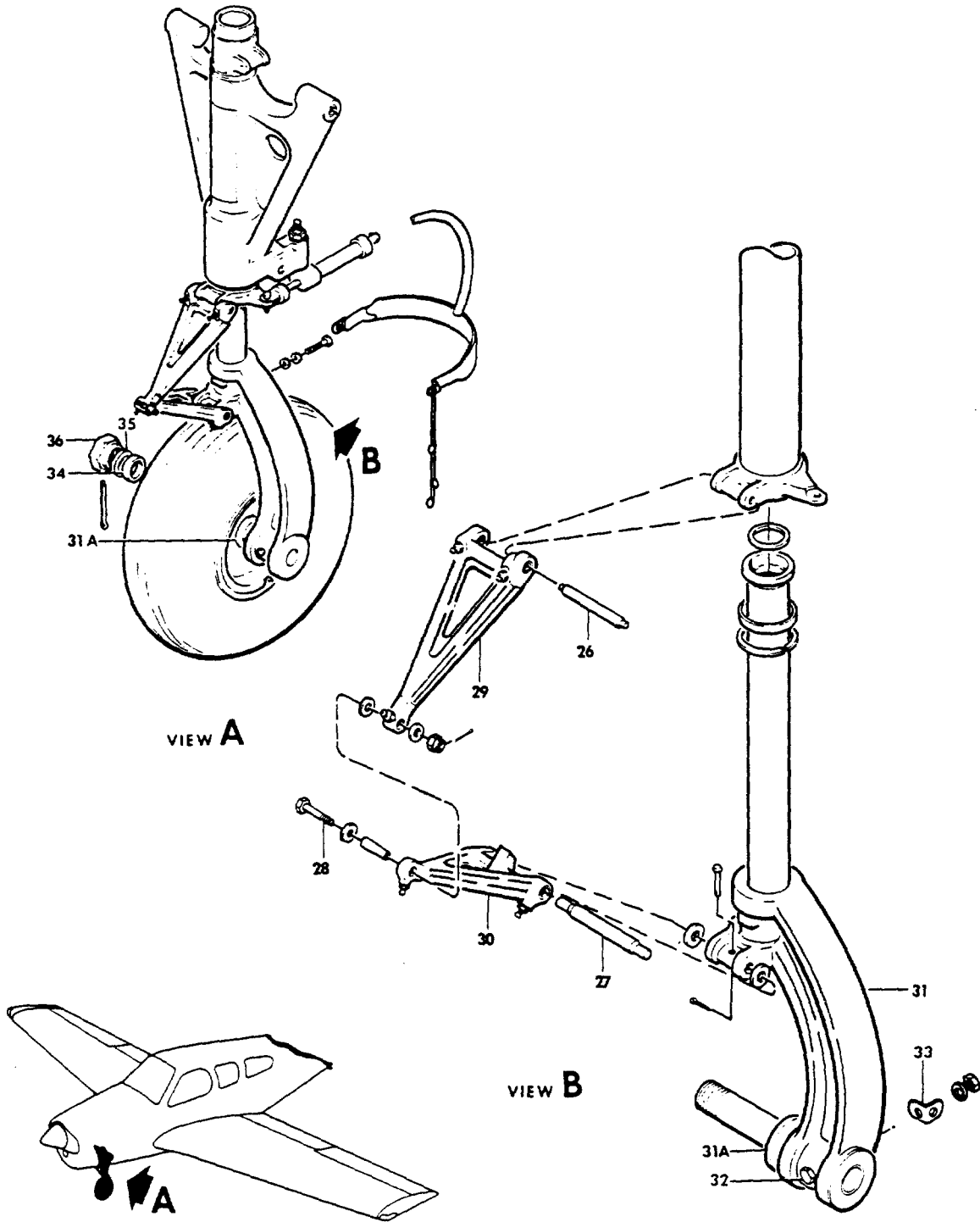


33-266-7

B E E C H C R A F T
BONANZA V358
I L L U S T R A T E D P A R T S C A T A L O G

FIG. & INDEX NO.	PART NO.	DESCRIPTION	UNITS PER ASSY	USABLE ON CODE
		1 2 3 4 5 6 7		
206	35-825196-29	GEAR INSTL,NOSE LANDING	NP	4
	35-825196-31	GEAR INSTL,NOSE LANDING	NP	7
	35-825196-698	. GEAR ASSY,NOSE /LESS WHEEL,TIRE & TUBE/	1	
	35-825196-620	. GEAR ASSY,NOSE /WITH WHEEL,TIRE & TUBE ASSY/ /MOUNTED & BALANCED/	1	10
	35-825196-628	. GEAR ASSY,NOSE/WITH WHEEL,TIRE & TUBE ASSY/ /MOUNTED & BALANCED/	1	11
	35-825195-55	. . SHOCK ABSORBER ASSY	1	
		/ATTACHING PARTS/		
- 1	NAS146-46/M/	. . BOLT.	2	
- 2	45-825011	. . BUSHING	2	
- 3	R 100951S032YP	. . WASHER.	2	
	AN960-616	. . WASHER.	4	
	MS20365-624	. . NUT	2	
	95-824005-601	. . BRACE ASSY,NOSE LANDING GEAR.	1	
		/ATTACHING PARTS/		
- 4	AN6-31A/M/	. . BOLT.	1	
- 5	1057395-YP1483	. . BUSHING	1	
	100951X031-4YM	. . WASHER.	1	
	100951X031-4YN	. . WASHER.	1	
	MS20365-624	. . NUT	1	
- 6	45-825033	. . COLLAR,NOSE GEAR STEERING	1	
		/ATTACHING PARTS/		
- 7	45-825034	. . BOLT,NOSE GEAR COLLAR ATTACH.	2	
- 8	NAS505-4J	. . BEARING,NEEDLE.	1	
- 9	AN24-15A	. . BOLT.	2	
	AN960-416	. . WASHER.	2	
- 10	S1452-048	. . NUT,BARREL.	1	
- 11	118642-1	. . BODY,NOSE STRUT FILLER VALVE.	1	
- 12	35-825197	. . PLACARD,SHOCK ABSORBER INSTRUCTIONS	1	
	MS28778-5	. . PACKING,NOSE STRUT FILLER VALVE	1	
	AN809-1	. . CORE,NOSE STRUT FILLER VALVE.	1	
	AN813-18	. . CAP,NOSE STRUT FILLER VALVE	1	
- 13	35-820134	. . SHIM,NOSE WHEEL STEERING COLLAR	1	
- 14	NASSO-187	. . RING,INTERNAL RETAINER.	1	
- 15	AN623081	. . O RING.	1	
- 16	36-820021-3	. . TUBE ASSY,SHOCK ABSORBER ORIFICE.	1	
	35-820130-2	. . PAD,SHOCK ABSORBER.	1	
- 17	35-825195-31	. . BARREL ASSY,SHOCK ABSORBER.	1	
- 18	AN623082	. . O RING.	1	
- 19	35-380020-3	. . RING,SHOCK ABSORBER PISTON.	1	
- 20	111200-6	. . RING,SNAP	1	
- 21	45-825032	. . ADAPTER,NOSE GEAR PISTON SCRAPER.	1	
- 22	AN6231A19	. . SCRAPER,NOSE GEAR PISTON.	1	
- 23	R 35-825145-2	. . DAMPER ASSY,NOSE GEAR SHIMMY.	1	
		/ATTACHING PARTS/		
- 24	AN3-6A/M/	. . BOLT.	1	
- 25	1057395-ZK0190	. . BUSHING	1	
	AN960-10	. . WASHER.	1	
	AN960-10L	. . WASHER.	1	
	MS20365-1032	. . NUT	1	

BEECHCRAFT
BONANZA V35B
ILLUSTRATED PARTS CATALOG

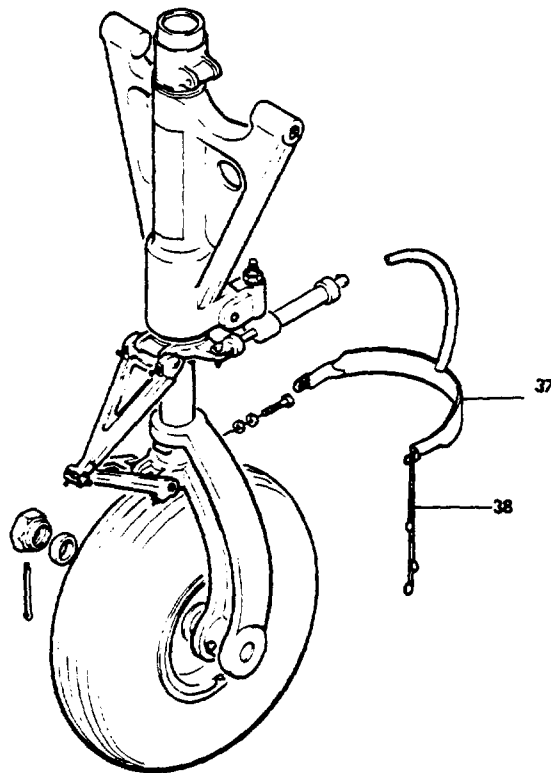
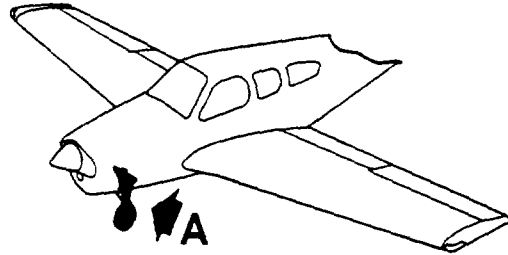


33-206-B

B E E C H C R A F T
B O N A M Z A V 3 5 B
I L L U S T R A T E D P A R T S C A T A L O G

FIG. & INDEX NO.	PART NO.	DESCRIPTION							UNITS PER ASSY	USABLE ON CODE
		1	2	3	4	5	6	7		
206	35-820107	1	
	35-825193	1	
	AN392-23	1	
	AN392-21	1	
- 26	35-825200	1	
	MS20365-428	1	
- 27	60-820029-1	1	
	MS24665-130	1	
	AN960-616	2	
- 28	AN4-12/M/	1	
	100951S063ZZ	1	
	100951S063YH	1	
	35-820028	1	
	AN310-4	1	
	MS24665-132	1	
- 29	35-820107-1	1	
- 30	35-825193-1	1	
	MS15002-1	2	
	1729	1	
- 31	35-825195-3	1	1
	35-825195-57	1	8
	35-825195-73	1	9
	35-810169	1	6
	35-810169-3	1	9
	35-825195-7	1	
	35-825195-9	1	
	AN6227-23	1	
	35-825128-5	1	1
	35-825128-7	1	2
	35-825195-35	1	6
- 31A	35-825195-75	1	9
- 32	AN4-21A/M/	1	
	AN960-416	1	
	MS20365-428	1	
- 33	35-820133	1	
	35-825196-17	1	4
	35-825196-33	NP	12
	33-8003-1	1	6
	35-825196-37	NP	13
- 34	35-825195-75	1	14
- 35	35-825195-75	1	9
- 36 R	AN7502-20	NP	14
	MS2105-20	1	15
	95-32926	1	4
	36-8002-1	1	12
	R 40-77E	1	14
	5.00X5 4P TT	1	
	5.00X5	1	

BEECHCRAFT
BONANZA V35B
ILLUSTRATED PARTS CATALOG



VIEW A

33-206-9

B E E C H C R A F T
B O N A N Z A V 3 5 8
I L L U S T R A T E D P A R T S C A T A L O G

FIG. & INDEX NO.	PART NO.	1 2 3 4 5 6 7	DESCRIPTION	UNITS PER ASSY	USABLE ON CODE
206 - 37	35-825175-12	. .	GUARD ASSY, NOSE WHEEL SCRAPER	1	1
			/ATTACHING PARTS/		
	NAS428H4-7	. .	BOLT.	1	
	AN960-416	. .	WASHER.	2	
	AN4H3A/M/	. .	BOLT.	1	
- 38	35-825196-25	. .	CABLE, STATIC GROUND	1	3
			/ATTACHING PARTS/		
	96-820011	. .	BOLT.	1	
	AN960-416	. .	WASHER.	1	
	MS20364-428	. .	NUT	1	
	35-364259-1	. .	BRACKET, NOSE LANDING LIGHT.	1	
			/ATTACHING PARTS/		
	AN3-10	. .	BOLT.	1	
	AN960-10	. .	WASHER.	AR	
	MS20364-1032	. .	NUT	1	

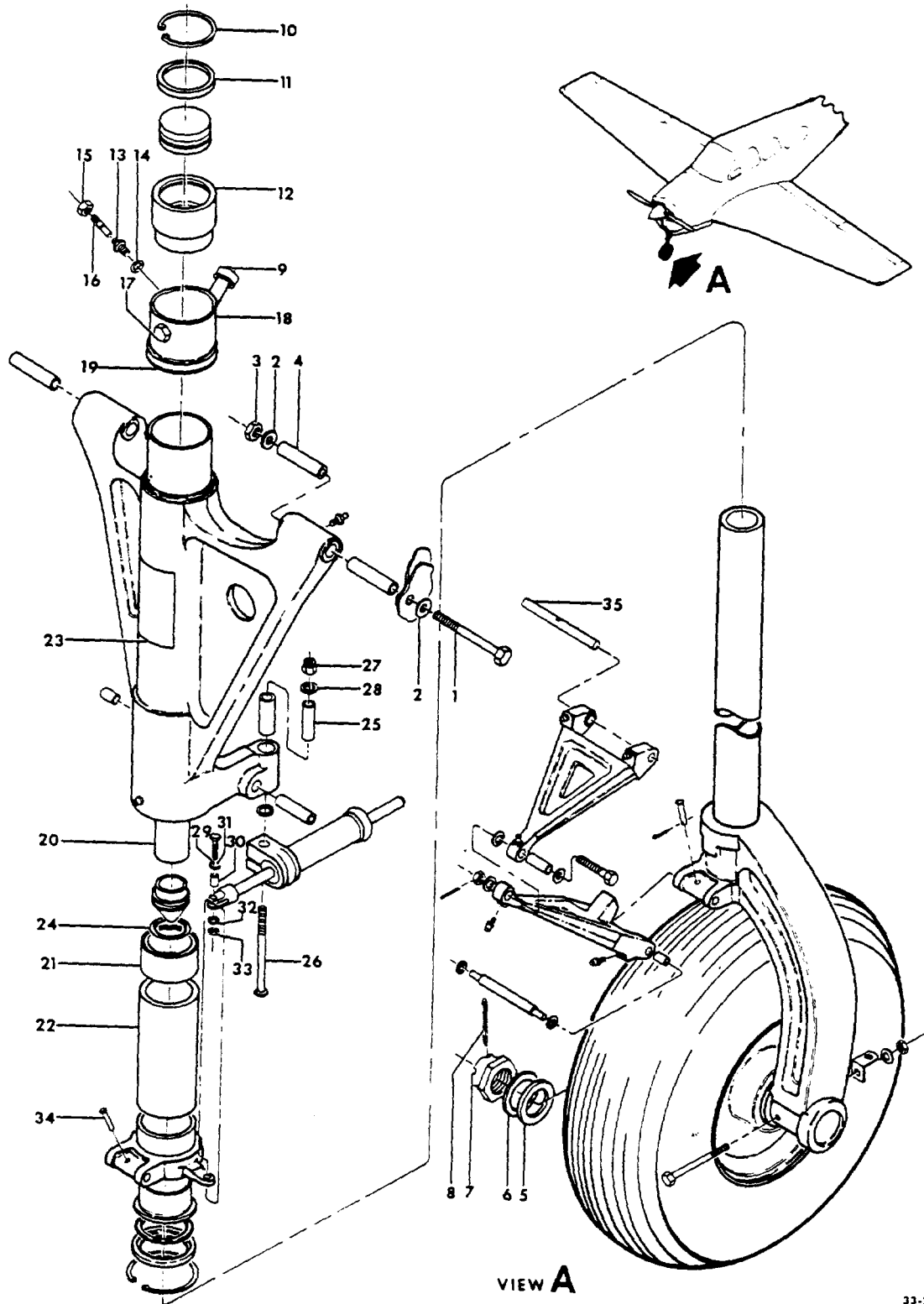
C O D E S O F E F F E C T I V I T Y

- | | |
|-------------------------|------------------------|
| 1 D-9069 THRU D-9273 | 2 D-9274 THRU D-10396 |
| 3 D-9069 THRU D-9203 | 4 D-9069 THRU D-9297 |
| 5 DELETED | 6 D-9069 THRU D-10348 |
| 7 D-9298 THRU D-10396 | 8 D-9274 THRU D-10348 |
| 9 D-10349 THRU D-10396 | 10 D-9069 THRU D-9409 |
| 11 D-9410 THRU D-10396 | 12 D-9298 THRU D-10348 |
| 13 D-9069 THRU D-10396 | 14 D-9069 THRU D-10356 |
| 15 D-10357 THRU D-10396 | |

B E E C H C R A F T
B O N A N Z A V 3 5 B
I L L U S T R A T E D P A R T S C A T A L O G

FIGURE 206A
NOSE LANDING GEAR
D-10397 AND AFTER

BEECHCRAFT
BONANZA V35B
ILLUSTRATED PARTS CATALOG



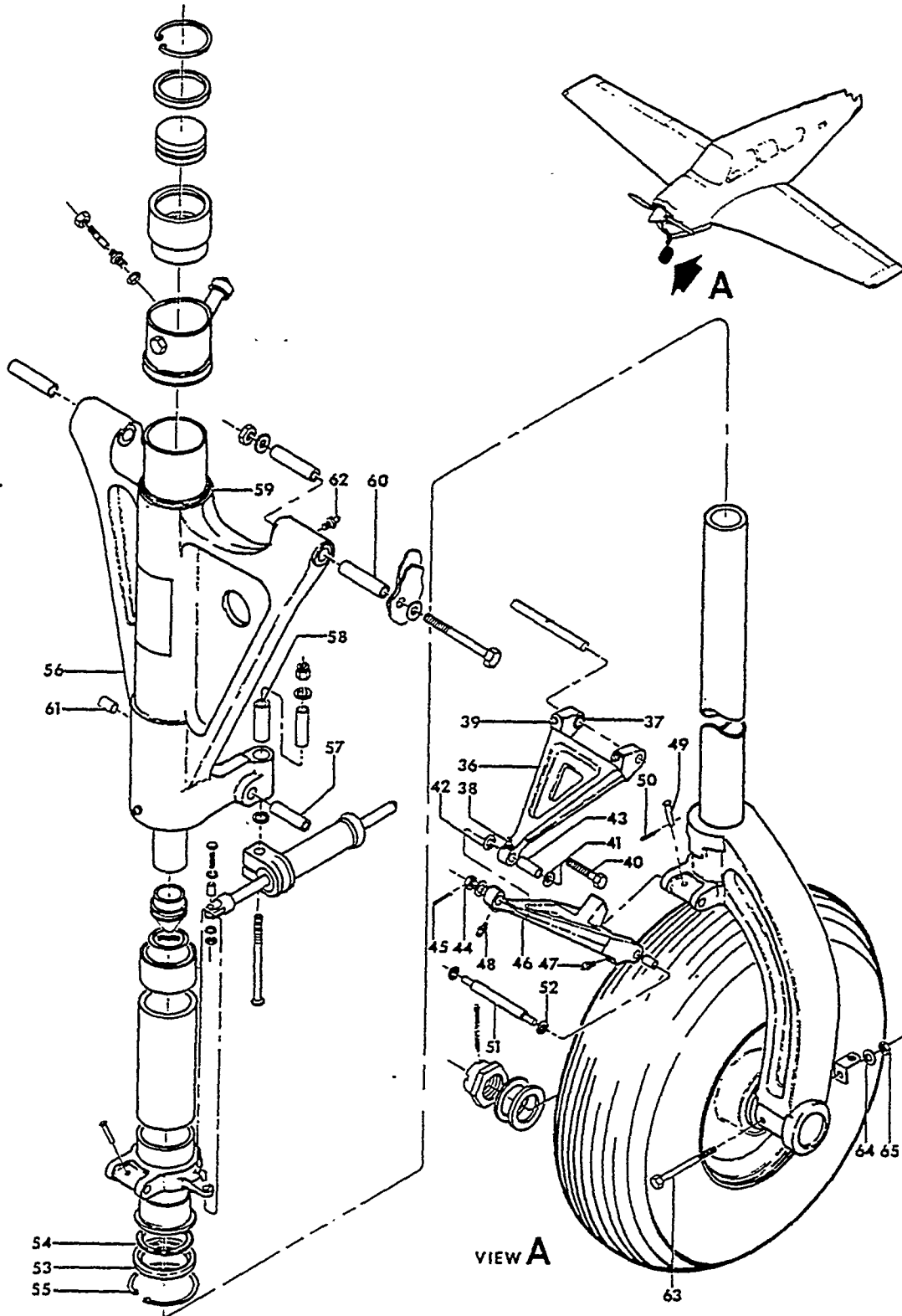
VIEW A

33-206A-14

B E E C H C R A F T
B O M A N Z A V 3 5 8
I L L U S T R A T E D P A R T S C A T A L O G

FIG. & INDEX NO.	PART NO.	DESCRIPTION	UNITS PER ASSY	USABLE ON CODE		
					1	2
206A	36-820019-1	GEAR INSTL,NOSE LANDING	1	1		
	36-820019-601	. GEAR ASSY,NOSE LANDING /ATTACHING PARTS/	1	1		
	- 1	NAS146-46	1	1		
	- 2	MS20002C6	1	1		
	- 3	MS21042L6	1	1		
		100951S071YP	1	1		
		100951S032YP	1	1		
	- 4	45-825011	2	1		
		36-820019-7 WHEEL AND TIRE ASSY/BALANCED/ /ATTACHING PARTS/	1	1	
	- 5	96-820019-11 SPACER	1	1	
	- 6	95-820000-1 WASHER	1	1	
	- 7	MS21025-20 NUT	1	1	
	- 8	MS24665-359 PIN	1	1	
		36-820020-1 GEAR ASSY,NOSE	1	1	
	- 9	NAS505NJ BEARING,NOSE GEAR	1	1	
		AN24-15A BOLT	1	1	
		AN960-16L WASHER	AR	1	
		S1452-048 BARREL NUT	1	1	
	- 10	NAS50-187 RING,SNAP	1	1	
	- 11	AN6230-1 GASKET	1	1	
	- 12	35-825195-31 BARREL ASSY	1	1	
	- 13	118642-1 AIR VALVE BODY	1	1	
	- 14	MS28778-5 GASKET	1	1	
	- 15	MS20813-1 CAP	1	1	
	- 16	AN809-1 CORE	1	1	
	- 17	45-825034 BOLT	1	1	
	- 18	45-825033 COLLAR	1	1	
	- 19	35-820134 SHIM	1	1	
	- 20	36-820021-1 ORIFICE TUBE ASSY	1	1	
		36-820021-5 ORIFICE HEAD	1	1	
		36-820021-11 CAP	1	1	
		36-820021-9 TUBE	1	1	
	- 21	AN6230-2 GASKET	1	1	
	- 22	35-820130-2 PAD	1	1	
	- 23	36-820022 INSTRUCTION DECAL	1	1	
- 24	35-380020-3 RING	1	1		
- 25	1057395-YP1483 BUSHING	1	1		
- 26	AN6-31A BOLT	1	1		
- 27	MS20365-624 NUT	1	1		
- 28	100951X031YM WASHER	1	1		
	35-825145-2 DAMPER ASSY /ATTACHING PARTS/	1	1		
- 29	AN3-6A BOLT	1	1		
- 30	1057395-ZK0190 BUSHING	1	1		
- 31	AN960-10 WASHER	1	1		
- 32	AN960-10L WASHER	1	1		
- 33	MS20365-1032 NUT	1	1		
- 34	MS20392-1C23 PIN	1	1		
	MS24665-132 COTTER PIN	1	1		
- 35	35-825200 PIN	1	1		

BEECHCRAFT
 BONANZA V35B
 ILLUSTRATED PARTS CATALOG



33-206A-15

FIGURE 206A-NOSE LANDING GEAR
 /SHEET 2 OF 2 SHEETS/

B E E C H C R A F T
B O N A N Z A V 3 5 B
I L L U S T R A T E D P A R T S C A T A L O G

FIG. & INDEX NO.	PART NO.	DESCRIPTION							UNITS PER ASSY	USABLE ON CODE
		1	2	3	4	5	6	7		
206A	35-820107	1	1
- 36	35-820107-3	1	1
- 37	35-820123	1	1
- 38	1729	1	1
- 39	MS15002-1	1	1
- 40	AN4-12	1	1
- 41	100951S063ZZ	1	1
- 42	100951S063YH	1	1
- 43	35-820028	1	1
- 44	AN310-4	1	1
- 45	MS24665-132	1	1
	35-825193	1	1
- 46	35-825193-1	1	1
- 47	MS15002-1	1	1
- 48	1729	1	1
- 49	MS20392-1C25	1	1
- 50	MS24665-132	1	1
- 51	60-820029-1	1	1
- 52	AN960-616	2	1
- 53	45-825032	1	1
- 54	MS28776R2-19	1	1
- 55	111200-6	1	1
	45-820096-603	1	1
- 56	45-820096-17	1	1
- 57	105740XYD1365	1	1
- 58	105740XYD1458	1	1
- 59	35-820115	2	1
- 60	35-820135	2	1
- 61	10574XYD0490	1	1
- 62	MS15002-1	4	1
	35-825195-79	1	1
- 63	AN4-24A	1	1
- 64	AN360-416	1	1
- 65	AN365-428	1	1

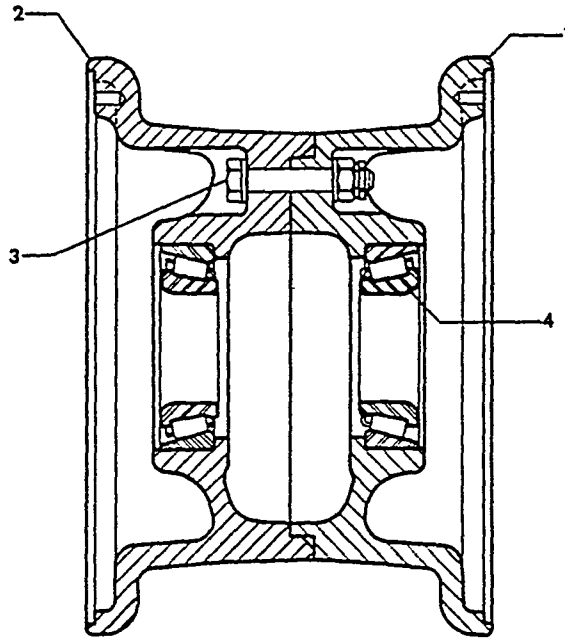
C O D E S O F E F F E C T I V I T Y

1 D-10397 AND AFTER

BEECHCRAFT
BONANZA V35B
ILLUSTRATED PARTS CATALOG

FIGURE 207
NOSE GEAR WHEEL
D-9069 THRU D-9191

BEECHCRAFT
BONANZA V35B
ILLUSTRATED PARTS CATALOG



33-207-2

B E E C H C R A F T
B O N A N Z A V 3 5 8
I L L U S T R A T E D P A R T S C A T A L O G

FIG. & INDEX NO.	PART NO.	DESCRIPTION							UNITS PER ASSY	USABLE ON CODE
		1	2	3	4	5	6	7		
207	R 35-825196-17	WHEEL & TIRE ASSY,NOSE /TUBE TYPE/							NP	1
		/ORDER KIT 33-8003-1/								
- 1	95-32926	. WHEEL ASSY,NOSE							1	1
- 2	95-41899	. . WHEEL HALF ASSY,LH.							1	1
	95-41898	. . WHEEL HALF ASSY,RH.							1	1
		/ATTACHING PARTS/								
- 3	AN4-14A/M/	. . BOLT.							3	
	AN960-416	. . WASHER.							3	
	22FH428	. . NUT							3	
- 4	LM67048XL	. . CONE,NOSE WHEEL BEARING							2	1
	5 00X5 4P TT	. TIRE,4 PLY TUBE TYPE.							1	1
	5 00X5	. TUBE,TIRE							1	1

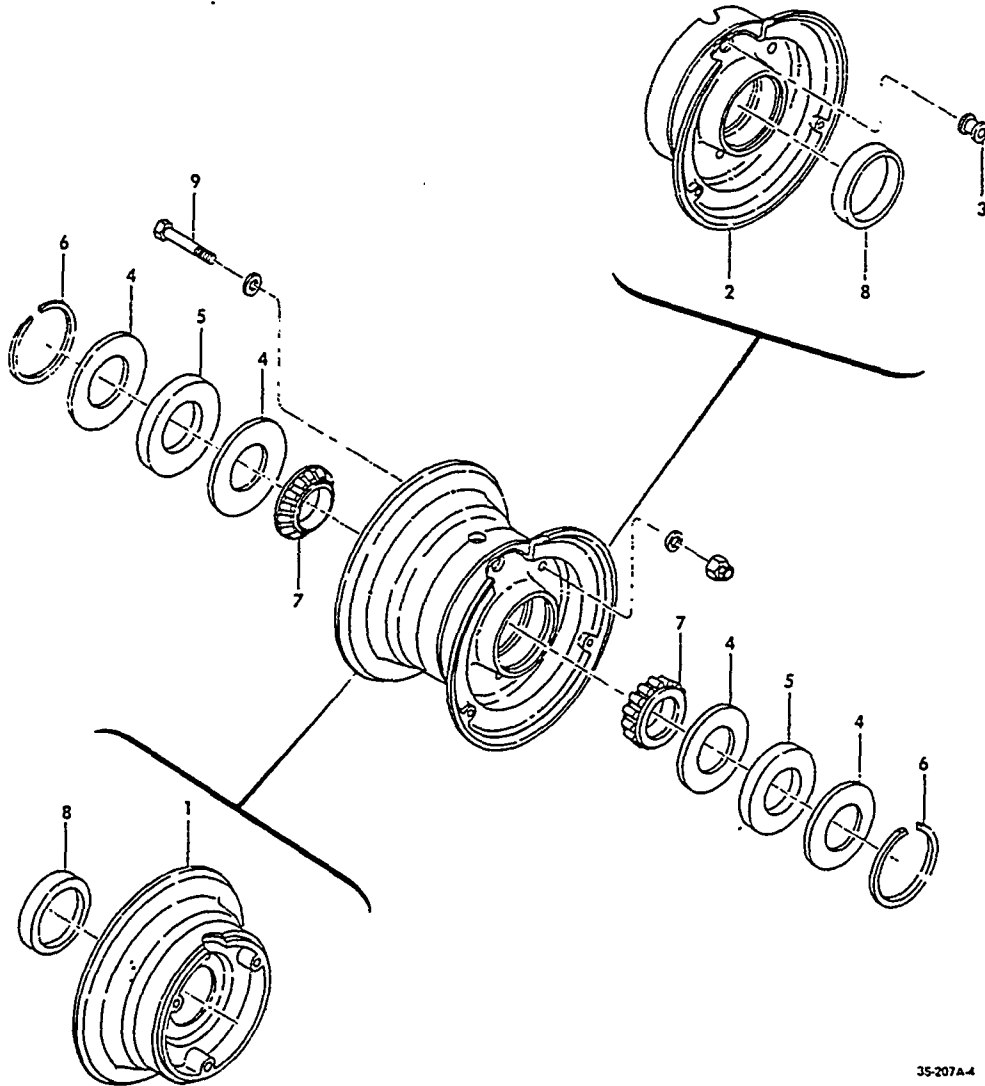
C O D E S O F E F F E C T I V I T Y

1 D-9069 THRU D-9191

B E E C H C R A F T
B O N A N Z A V 3 5 B
I L L U S T R A T E D P A R T S C A T A L O G

FIGURE 207A
NOSE GEAR WHEEL
D-9192 AND AFTER

BEECHCRAFT
BONANZA V35B
ILLUSTRATED PARTS CATALOG



35-207A-4

B E E C H C R A F T
B O N A N Z A V 3 5 B
I L L U S T R A T E D P A R T S C A T A L O G

FIG. & INDEX NO.	PART NO.	DESCRIPTION							UNITS PER ASSY	USABLE ON CODE
		1	2	3	4	5	6	7		
207A	36-8002-1	WHEEL ASSY,NOSE /TUBE TYPE TIRE/	1	1
- 1	36-8002-3	• WHEEL HALF ASSY,INNER	1	1
- 2	36-8002-5	• WHEEL HALF ASSY,OUTER	1	1
- 3	217-1	• GROMMET /USED WITH 36-8002-3 ONLY/	1	1
- 4	153-1	• RING,GREASE SEAL	2	2
- 5	154-1	• FELT,GREASE SEAL	1	2
	154-03200	• GREASE SEAL	1	3
- 6	155-2	• RING,SNAP	1	1
- 7	08125	• BEARING,CONE	1	1
- 8	08231	• BEARING,CUP	1	1
- 9	AN4-22A /M/	• BOLT	3	1
	AN960-416	• WASHER	6	1
	MS20365-428	• NUT	3	1

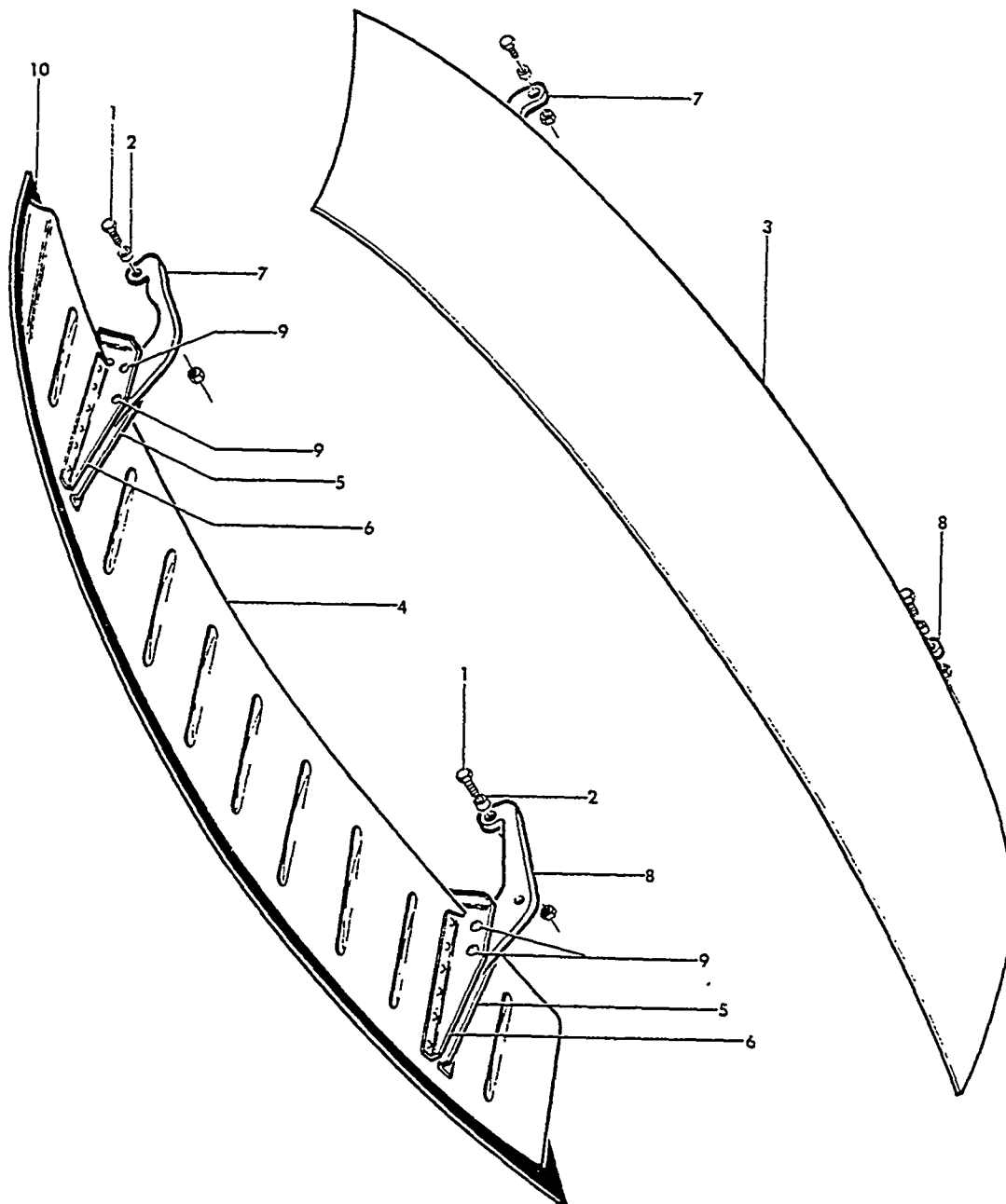
C O D E S O F E F F E C T I V I T Y

- 1 D-9192 AND AFTER 2 D-9192 THRU D-10396
3 D-10397 AND AFTER

BEECHCRAFT
BONANZA V35B
ILLUSTRATED PARTS CATALOG

FIGURE 208
NOSE GEAR DOORS

BEECHCRAFT
BONANZA V358
ILLUSTRATED PARTS CATALOG



35-208-2

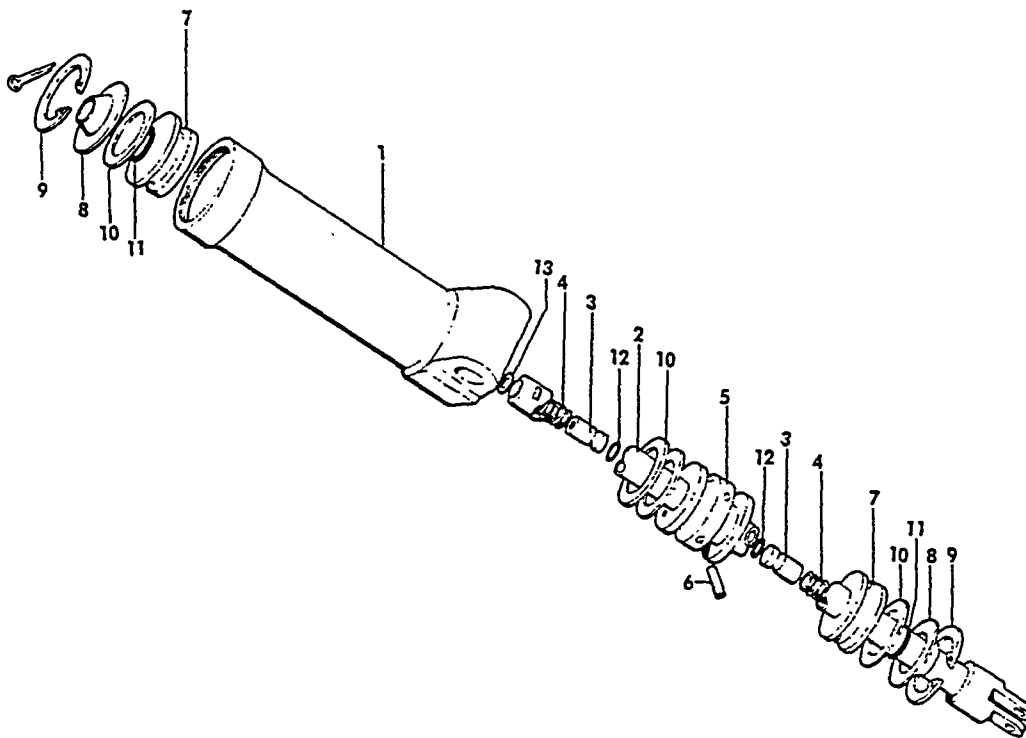
B E E C H C R A F T
B O N A N Z A V 3 5 B
I L L U S T R A T E D P A R T S C A T A L O G

FIG. & INDEX NO.	PART NO.	1 2 3 4 5 6 7	DESCRIPTION	UNITS PER ASSY	USABLE ON CODE
208	35-410077-28		DOOR INSTL,NOSE LANDING GEAR LH	NP	
	35-410077-29		DOOR INSTL,NOSE LANDING GEAR RH	NP	
	35-410077-30		. DOOR ASSY,NOSE LH	1	
	35-410077-31		. DOOR ASSY,NOSE RH	1	
			/ATTACHING PARTS/		
- 1	AN3-6A/M/		. BOLT	2	
- 2	105739S-2G0250		. BUSHING	2	
	AN960-10		. WASHER	2	
	MS20365-1032		. NUT	2	
- 3	35-410077-36		. . DOOR ASSY,LH.	1	
- 4	35-410077-37		. . DOOR ASSY,RH.	1	
- 5	35-410077-8		. . SUPPORT,HINGE	2	
- 6	35-410077-9		. . SUPPORT,HINGE	2	
- 7	002-410001-109		. . HINGE,NOSE WHEEL DOOR FWD	1	
- 8	002-410001-107		. . HINGE,NOSE WHEEL DOOR AFT	1	
			/ATTACHING PARTS/		
- 9	AN525-8		. . SCREW	2	
	AN960-8		. . WASHER	2	
	MS20365-832		. . NUT	2	
- 10	35-410077-34		. . STRIP,RUB	1	

BEECHCRAFT
BONANZA V35B
ILLUSTRATED PARTS CATALOG

FIGURE 209
NOSE GEAR SHIMMY DAMPER

BEECHCRAFT
BONANZA V35B
ILLUSTRATED PARTS CATALOG



33-209-1

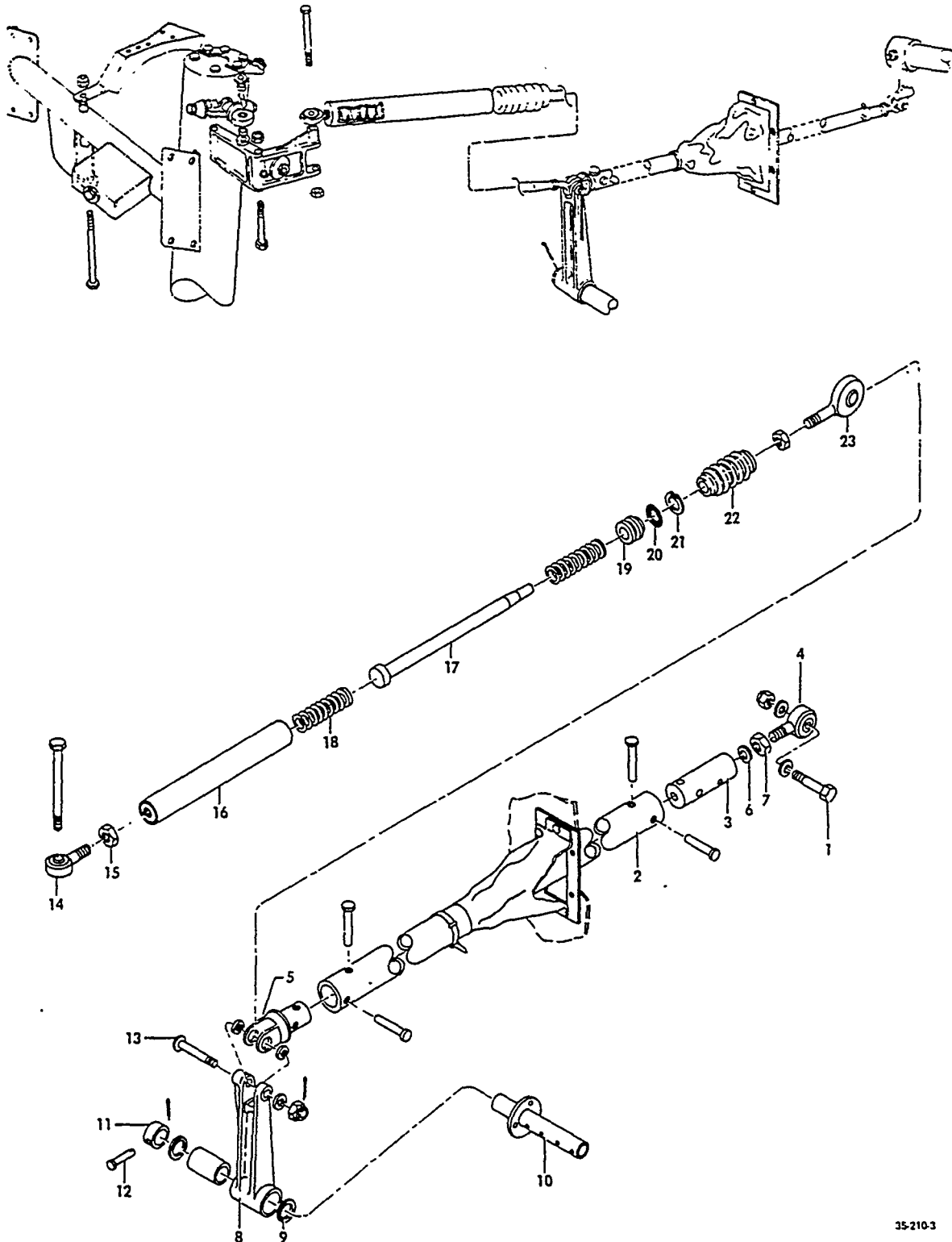
B E E C H C R A F T
 BONANZA V35B
 I L L U S T R A T E D P A R T S C A T A L O G

FIG. & INDEX NO.	PART NO.	1 2 3 4 5 6 7	DESCRIPTION	UNITS PER ASSY	USABLE ON CODE
209	35-825145		DAMPER ASSY, SHIMMY.	1	
- 1	35-825146		. BARREL, SHIMMY DAMPER.	1	
- 2	35-825148		. ROD, SHIMMY DAMPER PISTON.	1	
- 3	35-825152		. PISTON, FLOATING	2	
- 4	100943ZE316G		. SPRING, FLOATING PISTON.	2	
- 5	35-825147		. PISTON, SHIMMY DAMPER.	1	
- 6	102809-093-026		. PIN, PISTON RETAINING.	1	
- 7	35-825151		. END, SHIMMY DAMPER	2	
- 8	111190-14		. RING, PISTON SCRAPER	2	
- 9	NASS0-93		. RING, INTERNAL RETAINER.	2	
- 10	AN6227-13		. O RING, HYDRAULIC.	4	
- 11	AN6227-7		. O RING, HYDRAULIC.	2	
- 12	AN6227-1		. O RING, HYDRAULIC.	2	
- 13	AN960-3		. WASHER.	1	
	AN380-3-2		. PIN, COTTER.	1	

BEECHCRAFT
BONANZA V35B
ILLUSTRATED PARTS CATALOG

FIGURE 210
NOSE GEAR STEERING

BEECHCRAFT
BONANZA V35B
ILLUSTRATED PARTS CATALOG

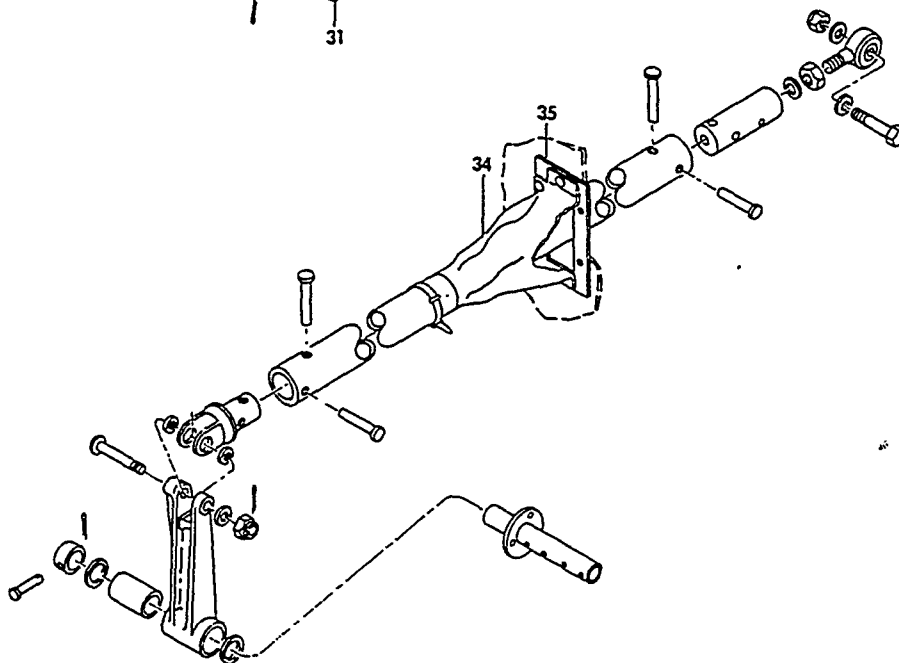
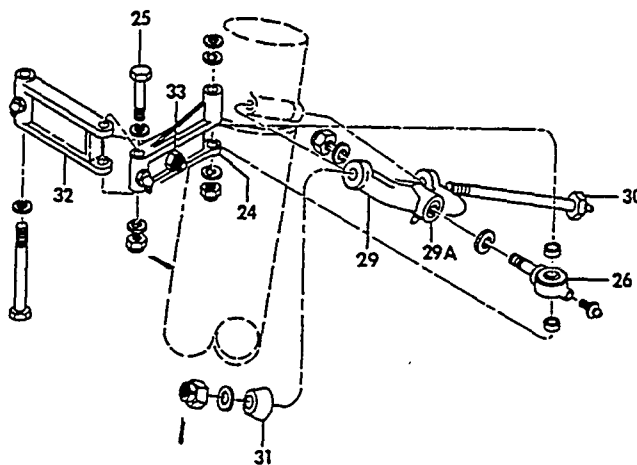
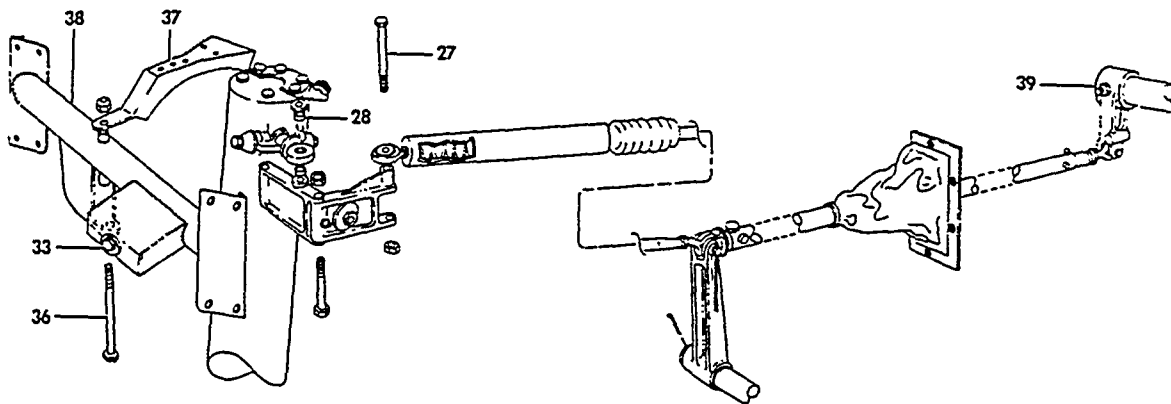


35-210-3

B E E C H C R A F T
B O N A N Z A V 3 5 B
I L L U S T R A T E D P A R T S C A T A L O G

FIG. & INDEX NO.	PART NO.	DESCRIPTION	UNITS PER ASSY	USABLE ON CODE
210	35-825160	STEERING INSTL, NOSE WHEEL	NP	
	35-825044-4	. ROD ASSY, NOSE GEAR STEERING AFT	1	
		/ATTACHING PARTS/		
- 1	AN4-13A/M/ AN960-416 MS20365-428	. BOLT.	1	
		. WASHER.	2	
		. NUT	1	
- 2	35-825044-6	. TUBE.	1	
- 3	35-825097	. SLEEVE.	1	
- 4	MD46-15	. END, ROD	1	
- 5	35-820045	. END, AFT STEERING ROD.	1	
- 6	AN960-616L	. WASHER.	1	
- 7	AN316-6R 35-825052-6	. NUT	1	
	35-825052-2	. ARM ASSY, STEERING ROD IDLER	1	
- 8	A779	. ARM, IDLER	1	
- 9	35-825049	. BUSHING, OILITE.	1	
- 10	35-825051	. SHAFT, IDLER ARM	1	
- 11	AN392-25	. COLLAR, NOSE GEAR STEERING IDLER	1	
- 12	35-825160-602 35-825161	. PIN	1	
		. LINK ASSY, FLEXIBLE STEERING	1	
		. LINK ASSY, FWD NOSE WHEEL STEERING	1	
		/ATTACHING PARTS/		
- 13	AN24-25/M/ 105740X-ZL0104 AN960-416L AN320-4 MS24665-132	. BOLT.	1	
		. BUSHING	2	
		. WASHER.	3	
		. NUT	1	
		. PIN, COTTER.	1	
- 14	HM4U	. END, ROD	1	
- 15	AN316-4R	. NUT	2	
- 16	35-825165	. BARREL ASSY, NOSE WHEEL STEERING	1	
- 17	35-825163	. SHAFT ASSY, NOSE WHEEL STEERING.	1	
- 18	100943YD302C	. SPRING.	2	
- 19	35-825164	. BEARING, FLEXIBLE STEERING LINK.	1	
- 20	AN6227-13	. O RING.	1	
- 21	NAS50-87	. RING, RETAINER	1	
- 22	3686	. BOOT.	1	
- 23	35-825162	. END, ROD	1	

BEECHCRAFT
BONANZA V35B
ILLUSTRATED PARTS CATALOG



35-210-4

B E E C H C R A F T
B O N A N Z A V 3 5 B
I L L U S T R A T E D P A R T S C A T A L O G

FIG. & ITEM NO.	PART NO.	DESCRIPTION							UNITS PER ASSY	USABLE ON CODE
		1	2	3	4	5	6	7		
210 - 24	35-825173	1	
		LINK ASSY, NOSE WHEEL STEERING								
		/ATTACHING PARTS/								
- 25	NAS54-16	1	
	AN960-416	2	
	AN310-4	1	
	MS24665-132	1	
		PIN, COTTER								
- 26	50-820130-8	1	
		EYE, NOSE STEERING/SPARES REPLACEMENT FOR. . .								
		35-825006 AND 50-820130-4/								
		/ATTACHING PARTS/								
- 27	AN174-24A/M/	1	
	35-825053	2	
- 28	AN960-416	3	
	MS20365-428	1	
		NUT								
- 29	35-825007	1	
		YOKE ASSY, NOSE GEAR STEERING								
- 29A	NAS76A7-020	1	
		BUSHING								
- 30	35-825005	1	
		BOLT ASSY, STEERING YOKE ATTACHING								
- 31	35-825045	1	
		STOP, NOSE WHEEL LIFT								
- 32	35-825035	1	
		LINK ASSY, NOSE GEAR STEERING IDLER CROSS. . .								
- 33	35-825046	2	
		BOLT, NOSE WHEEL STOP								
	MS20364-428	1	
		NUT								
- 34 R	35-825171-11	1	
		BOOT, NOSE WHEEL STRAIGHTENER								
		/SPARES OR 35-825171-9/								
- 35	35-825170	1	
		RING, NOSE WHEEL STRAIGHTENER								
- 36	AN174-34/M/	1	
	AN960-416	1	
	AN310-4	1	
		NUT								
- 37	35-410446-1	1	
		TRACK, NOSE WHEEL STRAIGHTENER								
- 38	35-825166-651	1	1
		CHANNEL ASSY, SUPPORT								
		/SUPERSEDES 35-825166-6/								
	35-825166-12	1	2
		CHANNEL ASSY, SUPPORT								
- 39	35-825054-9	1	
		ARM, STEERING TORQUE								

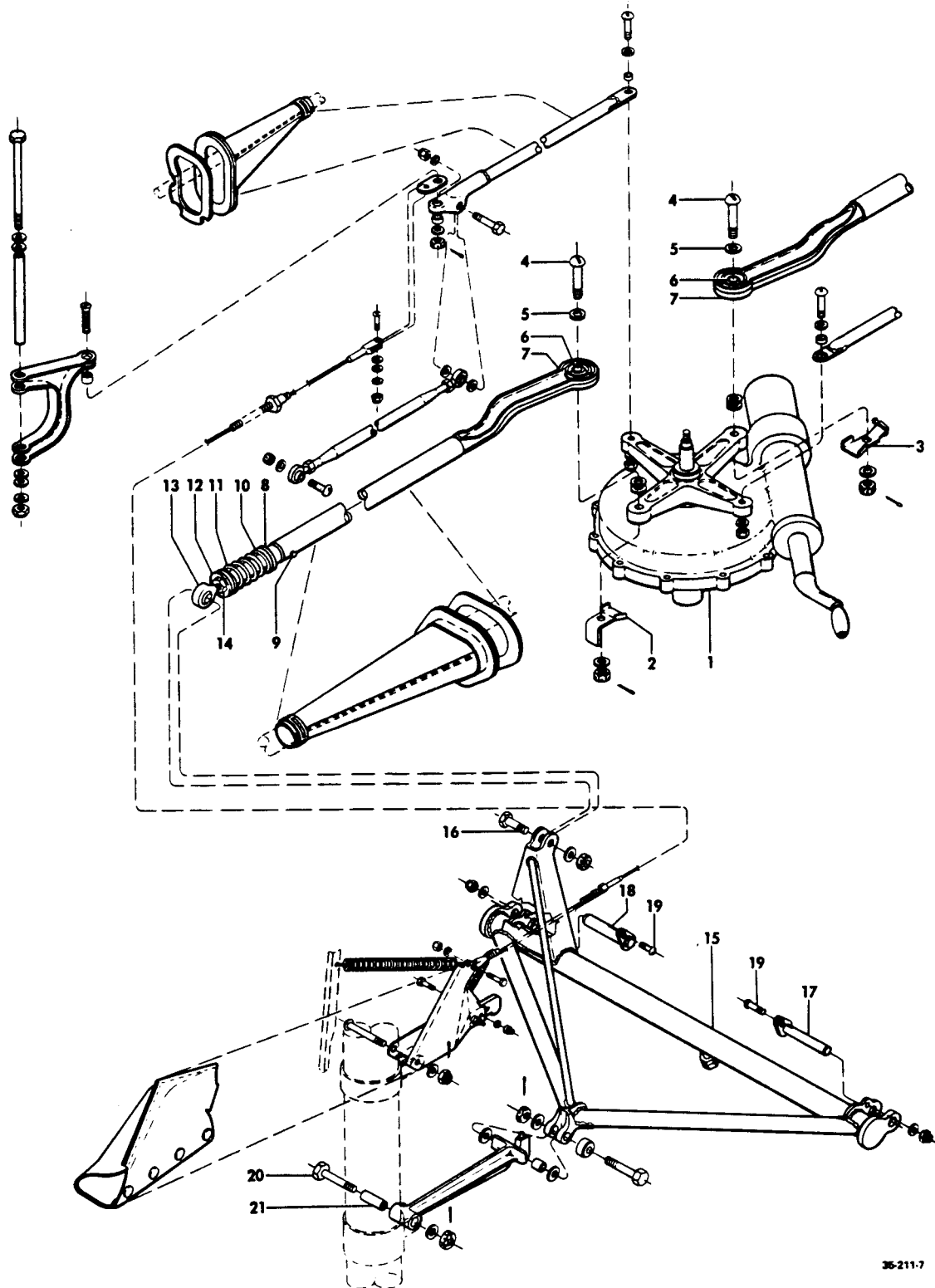
C O D E S O F E F F E C T I V I T Y

1 D-9069 THRU D-9135 2 D-9136 AND AFTER

BEECHCRAFT
BONANZA V35B
ILLUSTRATED PARTS CATALOG

FIGURE 211
MAIN LANDING GEAR RETRACT MECHANISM

BEECHCRAFT
BONANZA V35B
ILLUSTRATED PARTS CATALOG

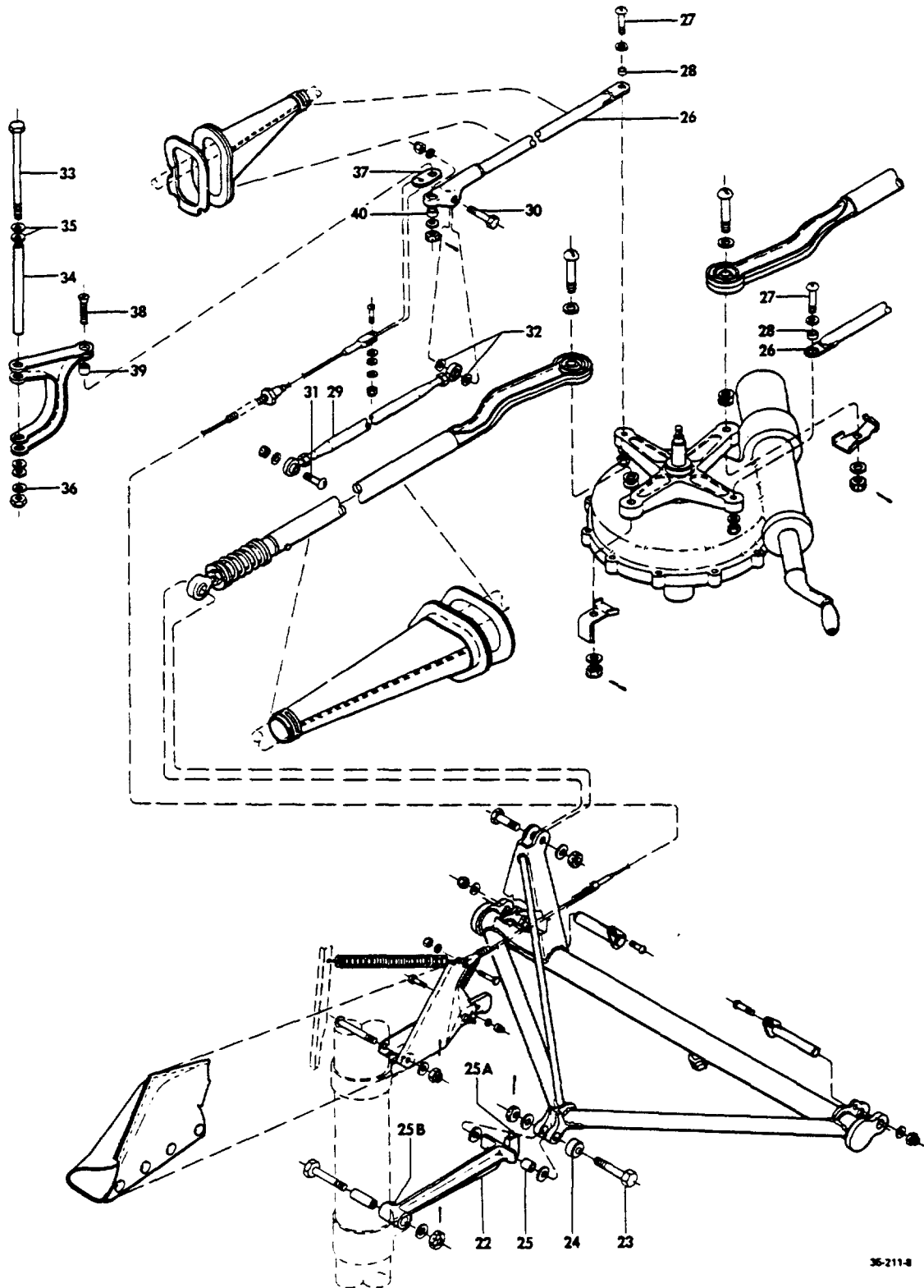


36-211-7

B E E C H C R A F T
B O N A N Z A V 3 5 B
I L L U S T R A T E D P A R T S C A T A L O G

FIG. & INDEX NO.	PART NO.	DESCRIPTION	UNITS PER ASSY	USABLE ON CODE
211	35-815101-3	RETRACT INSTL,MAIN LANDING GEAR	NP	4
- 1	35-815101-15	RETRACT INSTL,MAIN LANDING GEAR	NP	5
	35-810075-13	. ACTUATOR ASSY,LANDING GEAR RETRACT/14 VOLT/ . /SEE FIG.213/	1	3
	95-810017-13	. ACTUATOR ASSY,LANDING GEAR RETRACT/28 VOLT/ . URDER 95-810017-21/SEE FIG.213/	1	4
	95-810017-19	. ACTUATOR ASSY,LANDING GEAR RETRACT/28 VOLT/ . SPARES FOR 95-810017-13	1	5
- 2	35-364127	. SWITCH,LANDING GEAR ACTUATOR.	1	4
- 3	102-810016-5	. SWITCH,LANDING GEAR ACTUATOR.	1	5
	35-364130	. ACTUATOR ASSY,LANDING GEAR SWITCH	1	
	35-815125-2	. ROD ASSY,MAIN GEAR RETRACT LH	NP	7
	35-815125-41	. ROD ASSY,MAIN GEAR RETRACT LH /ORDER 35-815125-41/	1	6
	35-815125-4	. ROD ASSY,MAIN GEAR RETRACT RH /SPARES FOR 35-815125-2/	NP	7
	35-815125-43	. ROD ASSY,MAIN GEAR RETRACT RH /ORDER 35-815125-43/	1	6
- 4	AN26-23/M/	. BOLT.	1	
- 5	AN960-616	. WASHER.	3	
	AN320-6	. NUT	1	
	MS20365-624	. NUT	1	
	AN380-2-2	. PIN,COTTER.	1	
- 6	LS6	. . BEARING	1	
- 7	35-815125-602	. . BRAZE ASSY,ROD LH	1	
	35-815125-604	. . BRAZE ASSY,ROD RH	1	
- 8	35-815131	. PLUNGER ASSY,LANDING GEAR RETRACT ROD /ATTACHING PARTS/	1	
- 9	AN394-33	. . PIN	1	
	MS24665-132	. . PIN,COTTER.	1	
- 10	35-815125-10	. . TUBE,RETRACT ROD.	1	
	1009515063XP	. . WASHER,LH	4	
	1009515063XP	. . WASHER,RH	3	
- 11	45-815091	. . SPRING/ORDER 45-815091-3/	NP	7
	45-815091-3	. . SPRING/SPARES FOR 45-815091/.	1	6
- 12	1009515063YU	. . WASHER.	1	
- 13	HM6	. . END,ROD	1	
- 14	AN316-6R	. . NUT	1	
- 15	35-815155-610	. BRACE ASSY,MAIN LANDING GEAR RETRACT LH	1	
	35-815155-611	. BRACE ASSY,MAIN LANDING GEAR RETRACT RH /ATTACHING PARTS/	1	
- 16	AN6-11A/M/	. BOLT.	1	
	AN960-616	. WASHER.	1	
	MS20365-624	. NUT	1	
- 17	35-815120	. PIN ASSY,LANDING GEAR RETRACT BRACE AFT	1	
	1009515016YP	. WASHER.	AR	
	1009515032YP	. WASHER.	AR	
- 18	35-815123-10	. PIN ASSY,LANDING GEAR RETRACT BRACE FWD	1	
	1009515016XF	. WASHER.	AR	
	1009515032XF	. WASHER.	AR	
- 19	AN515-8R8	. SCREW	2	
	AN960-8	. WASHER.	2	
	MS20365-832	. NUT	2	
- 20	AN5-22/M/	. BOLT.	1	
	AN960-516	. WASHER.	1	
- 21	35-815124	. BUSHING,RETRACT BRACE LOWER GRIP.	1	
	AN310-5	. NUT	1	
	MS24665-132	. PIN,COTTER.	1	

BEECHCRAFT
 BONANZA V35B
 ILLUSTRATED PARTS CATALOG

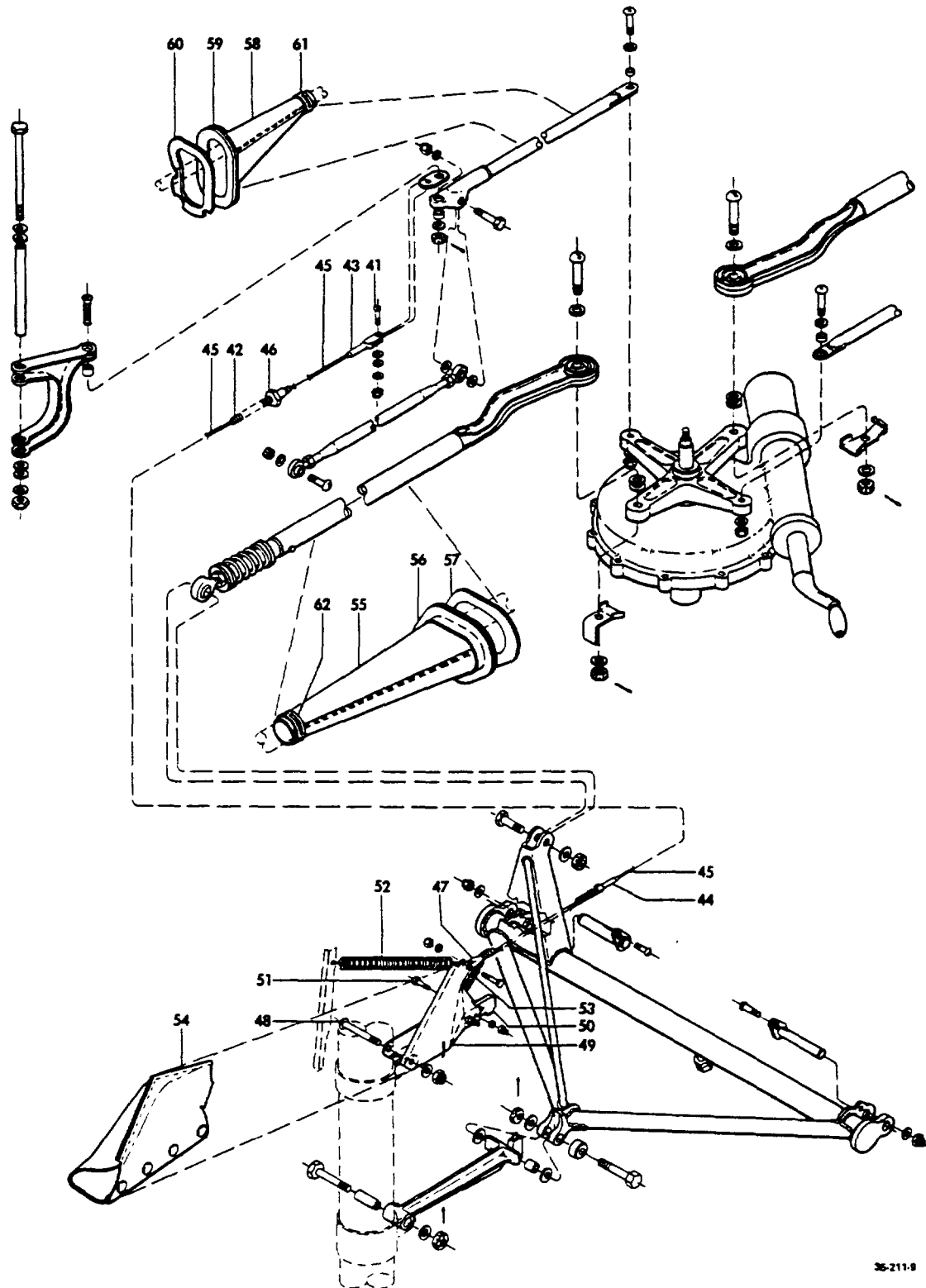


36-211-4

B E E C H C R A F T
B O N A N Z A V 3 5 B
I L L U S T R A T E D P A R T S C A T A L O G

FIG. & INDEX NO.	PART NO.	DESCRIPTION	UNITS PER ASSY	USABLE ON CODE
		1 2 3 4 5 6 7		
211	35-815102-20	. . . BRACE ASSY, LH /ORDER 35-815155-610/	NP	
	35-815102-21	. . . BRACE ASSY, RH /ORDER 35-815155-611/	NP	
- 22	35-815129	. . . LEG ASSY, MAIN GEAR RETRACT /ORDER 35-815155-610 LH OR 35-815155-611 RH/ /ATTACHING PARTS/	NP	
- 23	NAS464-5-23/M/ 58-810014-1	. . . BOLT.	1	1
- 24	NAS505-5J	. . . BOLT.	1	2
- 25	35-810122-1	. . . BEARING	1	
	AN960-516L	. . . BUSHING, RETRACT BRACE GRIP.	1	
	AN320-5/M/ MS24665-132	. . . WASHER.	1	
		. . . NUT	1	
		. . . PIN, COTTER.	1	
- 25A R	1729	. . . FITTING, LUBRICATION	1	
- 25B	AN286-1	. . . FITTING, LUBRICATION	1	
- 26	45-815003-3	. . . ROD ASSY, LANDING GEAR DOOR ACTUATOR LH.	1	
	45-815003-1	. . . ROD ASSY, LANDING GEAR DOOR ACTUATOR RH. /ATTACHING PARTS/	1	
- 27	AN24-16/M/ AN960-416	. . . BOLT.	1	
- 28	58-810015-1	. . . WASHER.	2	
	AN310-4 MS24665-132	. . . BUSHING	1	
		. . . NUT	1	
		. . . PIN, COTTER.	1	
- 29	35-815007-4	. . . LINK ASSY, MAIN GEAR DOOR. /ATTACHING PARTS/	1	
- 30	AN4-12A/M/ AN24-15/M/ AN960-416L MS20365-428	. . . BOLT.	1	
- 31	AN320-4 MS24665-132	. . . BOLT.	1	
		. . . WASHER.	1	
		. . . NUT	1	
		. . . NUT	1	
- 32	102933S5ZL0125	. . . PIN, COTTER.	1	
		. . . SPACER.	2	
	35-815118	. . . ARM ASSY, MAIN GEAR DOOR IDLER /ATTACHING PARTS/	1	
- 33	AN4-54A/M/ 10080155-4781	. . . BOLT.	1	
- 34	AN960-416	. . . BUSHING	1	
- 35	100951P062YM	. . . WASHER.	1	
- 36	1084925416-016 MS20365-428	. . . WASHER.	2	
		. . . NUT	1	
- 37	35-815078	. . . LINK, MAIN LANDING GEAR UP LOCK CABLE. /ATTACHING PARTS/	1	
- 38	35-815183	. . . SCREW, LANDING GEAR DOOR IDLER ATTACH.	1	
- 39	1057390-ZT0250	. . . BUSHING	1	
- 40	1057395-ZE0137	. . . BUSHING	1	
	AN960-10	. . . WASHER.	1	
	AN310-3 MS24665-132	. . . NUT	1	
		. . . PIN, COTTER.	1	

BEECHCRAFT
BONANZA V35B
ILLUSTRATED PARTS CATALOG



36-211-9

B E E C H C R A F T
B O N A N Z A V 3 5 B
I L L U S T R A T E D P A R T S C A T A L O G

FIG. & INDEX NO.	PART NO.	DESCRIPTION	UNITS PER ASSY	USABLE ON CODE
		1 2 3 4 5 6 7		
211	35-815109	. CABLE ASSY, MAIN GEAR UP LOCK. /ATTACHING PARTS/	1	
- 41	AN23-10/M/ AN960-10 AN960-10L AN310-3 MS24665-132	. BOLT. WASHER. WASHER. NUT PIN, COTTER.	2 1 1 2 2	
- 42	S167-46	. . HOUSING /46 INCHES LONG/.	1	
- 43	AN667-2	. . TERMINAL, CABLE.	1	
- 44	AN666-2	. . TERMINAL, CABLE.	1	
- 45	35-815109-2	. . CABLE, MAIN GEAR UP LOCK	1	
- 46	S123 AN960-616 MS20365-624	. . BUSHING WASHER. NUT	2 2 2	
- 47	AN665-10R 35-815077-12 35-815077-13	. . TERMINAL. LOCK ASSY, MAIN LANDING GEAR UP LH LOCK ASSY, MAIN LANDING GEAR UP RM /ATTACHING PARTS/	1 1 1	
- 48	AN24-32/M/ AN960-416L AN310-4 MS24665-132	. BOLT. WASHER. NUT PIN, COTTER.	1 1 1 1	
- 49	35-815077-14 35-815077-15	. . BRACKET, LANDING GEAR UP LOCK LH BRACKET, LANDING GEAR UP LOCK RH	1 1	
- 50	35-815077-4 35-815077-5	. . BLOCK, LANDING GEAR LH BLOCK, LANDING GEAR RH /ATTACHING PARTS/	1 1	
- 51	AN3-5A/M/ AN960-10 MS20365-1032	. . BOLT. WASHER. NUT	2 2 2	
- 52	35-815115	. SPRING, MAIN LANDING GEAR UP LOCK.	2	
- 53	100942C0020-31	. SPRING, TENSION.	2	
- 54	35-815156-4 35-815156-5 33-534047 96-810024 96-810024-7	. BOOT ASSY, LANDING GEAR UP LOCK LH BOOT ASSY, LANDING GEAR UP LOCK RH SEAL INSTL, CABIN. SEAL ASSY, LANDING GEAR DOOR RETRACT ROD SEAL	1 1 NP 2 1	
- 55	96-810024-1	. . SEAL.	1	
- 56	96-810024-5	. . FLANGE.	1	
- 57	96-810024-3 96-810023-7	. . RING. SEAL ASSY, LANDING GEAR RETRACT ROD.	1 2	
- 58	96-810023-1	. . SEAL.	1	
- 59	96-810023-5	. . FLANGE.	1	
- 60	33-534047-1	. . RING, LANDING GEAR RETRACT ROD SEAL.	1	
- 61	NAS397-16	. CLAMP	1	
- 62	NAS397-8	. CLAMP	1	

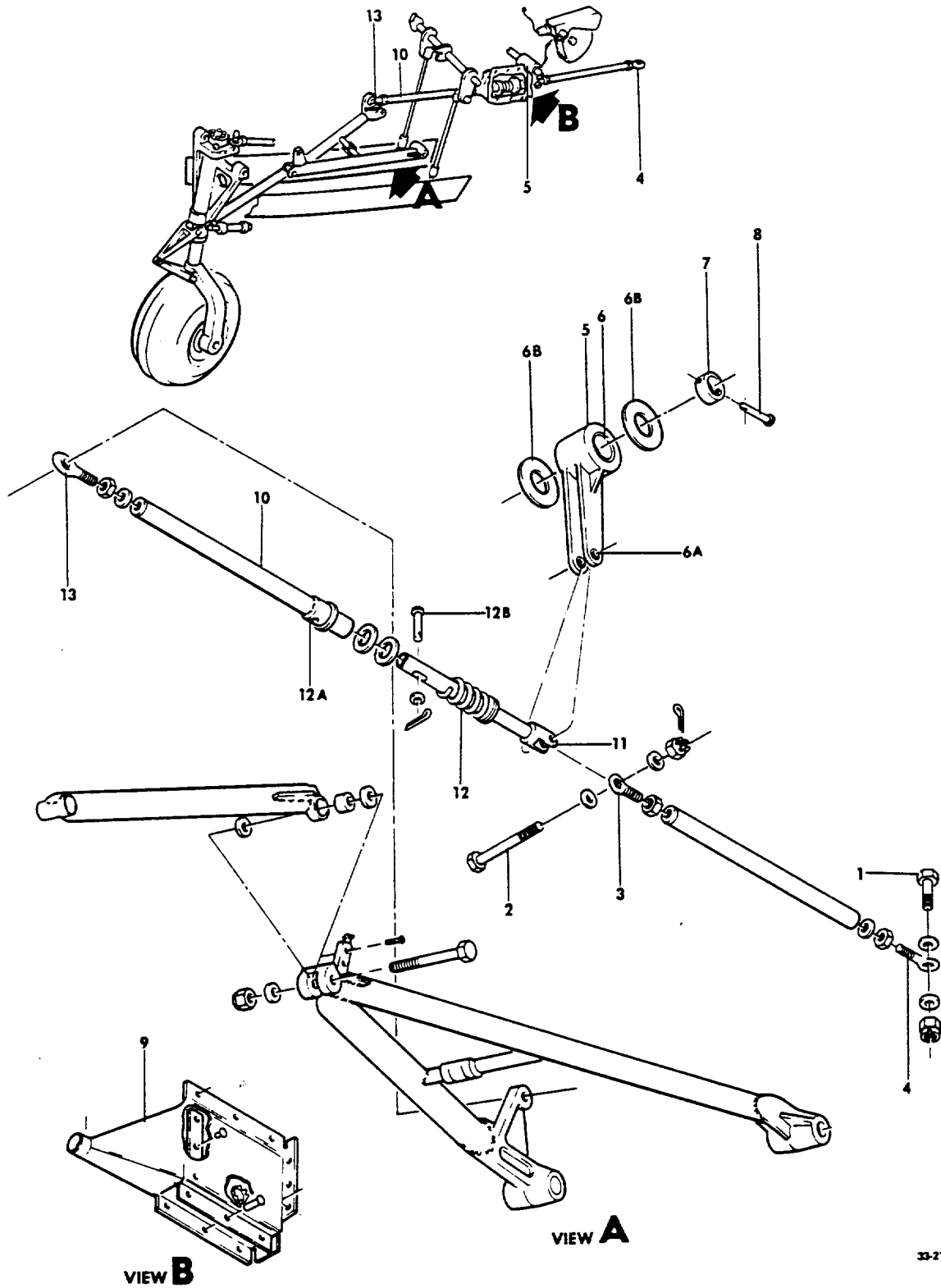
C O D E S O F E F F E C T I V I T Y

1	D-9069 THRU D-9286	2	D-9287 AND AFTER
3	D-9069 THRU D-10119 EXCEPT D-10097	4	D-10097, D-10120 THRU D-10374
5	D-10375 AND AFTER	6	D-10380 AND AFTER
7	D-9069 THRU D-10379		

B E E C H C R A F T
B O N A N Z A V 3 5 8
I L L U S T R A T E D P A R T S C A T A L O G

FIGURE 212
NOSE LANDING GEAR RETRACT MECHANISM

BEECHCRAFT
 BONANZA V35B
 ILLUSTRATED PARTS CATALOG



33-212-5

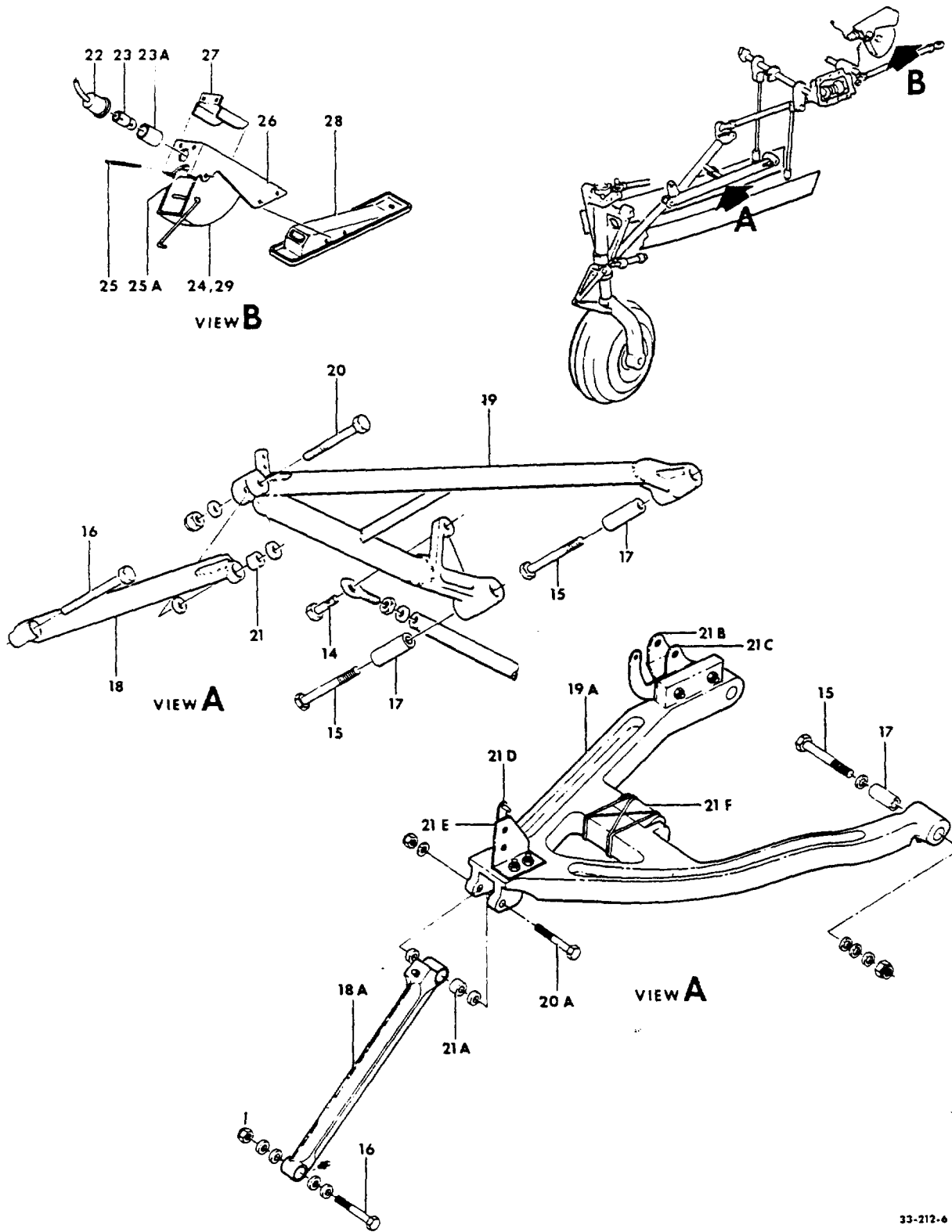
B E E C H C R A F T
B O N A N Z A V 3 5 B
I L L U S T R A T E D P A R T S C A T A L O G

FIG. & INDEX NO.	PART NO.	DESCRIPTION	UNITS PER ASSY	USABLE ON CODE
		1 2 3 4 5 6 7		
212	35-825071-5	RETRACT INSTL, NOSE LANDING GEAR	NP	
	36-820011-7	. ROD ASSY, RETRACT/ALTN FOR 36-820018-1/.	1	
	36-820018-1	. ROD ASSY, RETRACT/ALTN FOR 36-820011-7/.	1	
		/ATTACHING PARTS/		
- 1	AN26-28/M/	. BOLT.	1	
	AN960-616	. WASHER.	1	
	AN960-616L	. WASHER.	2	
	MS17826-6	. NUT	1	
	MS24665-132	. PIN, COTTER.	1	
- 2	AN25-22/M/	. BOLT.	1	
	AN960-516L	. WASHER.	2	
	100951CR016YF	. WASHER.	2	
	AN320-5	. NUT	1	
	MS24665-132	. PIN, COTTER.	1	

	36-820011-9	. . TUBE ASSY, SWAGED/ALTN FOR 36-820018-19/	1	
- 3	36-820018-19	. . TUBE ASSY, BRAZED/ALTN FOR 36-820011-9/.	1	
	DREMH05	. . END, ROD/ALTERNATE FOR ARMT5ECR/	1	
	ARMT5ECR	. . END, ROD/ALTERNATE FOR DREMH05/.	1	
	AN960-616L	. . WASHER.	1	
	AN316-6R	. . NUT	1	
- 4	131554L6M	. . END, ROD/ALTN FOR 131554LFG6M/	1	
		/SPARES FOR HMXL6G/		
	131554LFG6M	. . END, ROD/ALTN FOR 131554L6M/	1	
		/SPARES FOR HMXL6FG/		
	AN960-716L	. . WASHER.	1	
	AN316-7L	. . NUT	1	
	SS51351	. . PLUG, BUTTON	1	
	002-820011-1	. . ARM ASSY, NOSE GEAR RETRACT IDLER.	1	
- 5	002-820011-3	. . ARM, NOSE GEAR RETRACT IDLER	1	
- 6	B148	. . BUSHING, NOSE GEAR RETRACT IDLER	2	
- 6A	105740X-ZU0164	. . BUSHING	2	
- 6B	100951S031XW	. . WASHER.	2	
- 7	35-820095	. . COLLAR, NOSE GEAR RETRACT IDLER.	1	
- 8	MS20392-1-37	. . PIN, FLATHEAD.	1	
	MS24665-130	. . PIN, COTTER.	1	
- 9	35-825076-3	. . BOOT, NOSE GEAR RETRACT ROD.	1	4
	002-820014-11	. . BOOT, NOSE GEAR RETRACT ROD.	1	7
R	36-820023-1	. . BOOT, NOSE GEAR RETRACT ROD.	1	7
	002-820013-1	. . COVER, RETRACT ROD NOSE GEAR	1	5
R	002-820025-1	. . COVER, RETRACT ROD NOSE GEAR	1	7
R	35-825078	. . STRIP, BOOT ATTACH RETRACT ROD COVER	1	6
R	35-825078-3	. . STRIP, BOOT ATTACH RETRACT ROD COVER	1	7
	002-820015-1	. . STRIP, BOOT ATTACH RETRACT ROD COVER	1	5
R	36-820024-1	. . STRIP, BOOT ATTACH RETRACT ROD COVER	1	7
		/ATTACHING PARTS/		
	49338	. . STUD.	10	6
R	AN525-10R6	. . SCREW	4	5
	MS35206-277	. . SCREW	13	7
	AN960PD10L	. . WASHER.	4	5
	AN960-6L	. . WASHER.	13	7
	G55	. . CLAMP	1	7

	35-8006-1	. . KIT, NOSE WHEEL STEERING AND RETRACT ROD INSTL	1	8
	35-8006-3	. . KIT, NOSE WHEEL STEERING AND RETRACT ROD INSTL	1	9
- 10	35-825087-16	. . ROD ASSY, FWD NOSE GEAR RETRACT LINK	1	
- 11	35-825087-14	. . BRAZE ASSY.	1	
- 12	35-825094-4	. . PLUNGER ASSY.	1	
- 12A	35-825188	. . SPRING, NOSE GEAR RETRACT COMPRESSION.	1	
- 12B	35-825089	. . FLANGE.	1	
	AN393-25	. . PIN, NOSE RETRACT ROD SHEAR.	1	
	AN960010L	. . WASHER.	1	
	MS24665-132	. . PIN, COTTER.	1	
- 13	131554FG5M	. . END, ROD/SPARES FOR HMX5FG/.	1	
	AN316-6R	. . NUT	1	
	AN960-616L	. . WASHER.	1	

BEECHCRAFT
 BONANZA V35B
 ILLUSTRATED PARTS CATALOG

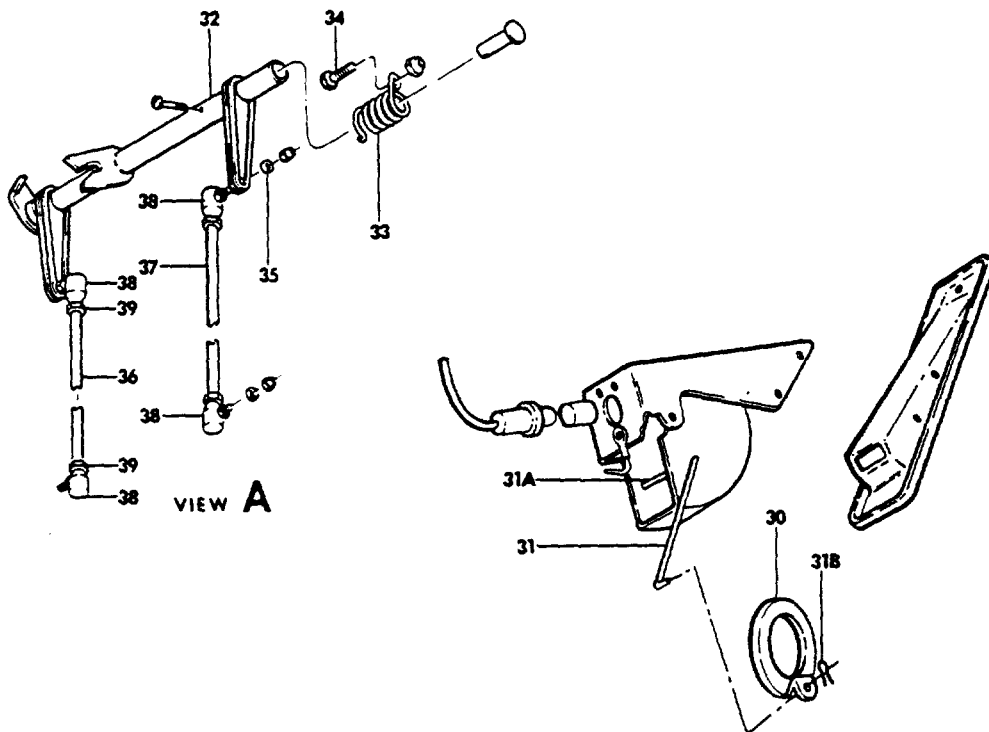
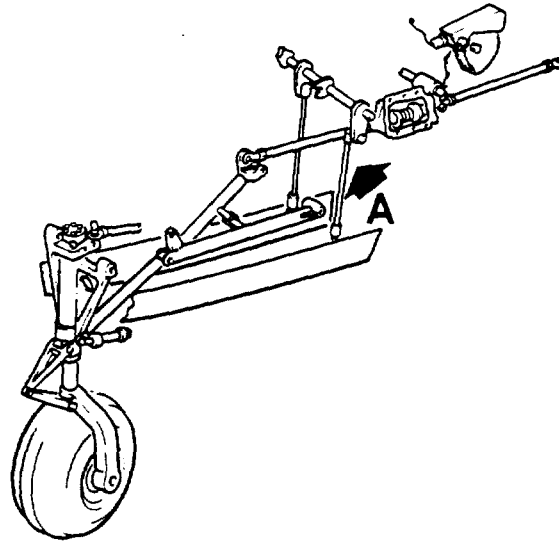


33-212-6

B E E C H C R A F T
B O N A N Z A V 3 5 B
I L L U S T R A T E D P A R T S C A T A L O G

FIG. & ITEM NO.	PART NO.	DESCRIPTION	UNITS PER ASSY	USABLE ON CODE
		1 2 3 4 5 6 7		
212	95-824018-3	. BRACE ASSY, GEAR RETRACT/ORDER KIT 35-4012-1/.	NP	2
	002-820018-3	. BRACE ASSY, NOSE GEAR RETRACT.	1	3
		/ATTACHING PARTS/		
- 14	35-825108	. BOLT, NOSE GEAR LINK ROD	1	
	AN320-5/M/	. NUT	1	
	AN320-2-2	. PIN, COTTER	1	
- 15	AN6-30A/M/	. BOLT	2	
	AN960-616	. WASHER	4	
	AN960-616L	. WASHER	2	
	MS27183-13	. WASHER	2	
- 16	AN6-36	. BOLT	1	
	AN960-616	. WASHER	4	
	AN310-6	. NUT	1	
	AN380-2-3	. PIN, COTTER	1	
- 17	35-825123	. BUSHING	2	2
	35-825123-9	. BUSHING	2	3
		-----*		
- 18	45-825080-13 LEG ASSY, DRAG/ORDER KIT 35-4012-1/	NP	2
- 18A	002-820017-1 LEG ASSY, DRAG/ORDER 002-820018-3/	NP	3
- 19	95-824019-3 BRACE ASSY, DRAG/ORDER KIT 35-4012-1/	NP	2
- 19A	002-820016-31 BRACE ASSY, DRAG/ORDER 002-820018-3/	NP	3
		/ATTACHING PARTS/		
- 20	NAS55A14/M/ BOLT	1	2
	AN960-716 WASHER	2	2
	MS20365-524 NUT	1	2
- 20A	AN175-17A BOLT	1	3
	AN960-516 WASHER	1	3
	MS21042L5 NUT	1	3
- 21	35-810122-1 BUSHING, RETRACT BRACE GRIP	1	2
- 21A	NAS72-5-011 BEARING	1	3
		-----*		
- 21B	002-820016-27 ARM, OUTBD	1	
		/ATTACHING PARTS/		
	R AN4-11A BOLT	1	
	R AN960D416 WASHER	1	
	R MS21042L4 NUT	1	
- 21C	002-820016-29 ARM, INBD	1	
		/ATTACHING PARTS/		
	R AN3-10A BOLT	1	
	R AN960D10 WASHER	1	
	R MS21042L3 NUT	1	
		-----*		
- 21D	002-820016-39 PIN ASSY, DOOR ACTUATOR	1	
- 21E	002-820016-9 BRACKET, PIN SUPPORT	1	
- 21F	95-824019-1 BUMPER ASSY	1	2
	002-820016-41 BUMPER	1	3
	35-815239 INDICATOR INSTL, NOSE GEAR POSITION	NP	1
	35-815239-629 INDICATOR ASSY, NOSE GEAR POSITION	1	1
		/ATTACHING PARTS/		
	NAS384-8-0P SCREW	2	
	NAS395-17 NUT	2	
		-----*		
- 22	2505 SOCKET, NOSE GEAR POSITION INDICATOR	1	1
- 23	53 BULB /CLEAR/	1	1
- 23A	D165-100-2 FILTER /BLUE/	1	1
- 24	35-815239-7 INDICATOR, NOSE GEAR POSITION	1	1
		/ATTACHING PARTS/		
- 25	AN3-17/M/ BOLT	1	
- 25A	MS20392-1-57 PIN	1	
	35-815239-19 SPACER	1	
	AN960-10L WASHER	1	
	AN960PD6 WASHER	AR	
	MS20364-1032 NUT	1	
	MS24665-130 PIN, COTTER	1	
		-----*		
- 26	35-815239-13 BRACKET, NOSE GEAR POSITION INDICATOR	1	1
- 27	35-815239-17 SHIELD, NOSE GEAR POSITION INDICATOR	1	1
- 28	35-815239-11 ESCUTCHEON ASSY, NOSE GEAR INDICATOR	1	1
- 29	35-815240 DECAL, NOSE GEAR INDICATOR IDENTIFICATION	1	1
	32445 DISCONNECT, HOT WIRE	1	1
	31890 TERMINAL, GROUND WIRE	2	1

BEECHCRAFT
BONANZA V35B
ILLUSTRATED PARTS CATALOG



33-212-7

B E E C H C R A F T
B O N A N Z A V 3 5 B
I L L U S T R A T E D P A R T S C A T A L O G

FIG. & INDEX NO.	PART NO.	DESCRIPTION							UNITS PER ASSY	USABLE ON CODE
		1	2	3	4	5	6	7		
212 - 30	35-815239-5	1	1
	AN535-2-4	1	
- 31	35-815239-9	1	1
- 31A	AN3-17/M/ AN960-10L MS20364-1032	1 1 2	
	AN960-3	1	1
- 31B	A872-012-1	1	1
- 32	002-410038-3	1	
- 33	35-825074-1	1	
- 34	AN525-832-8 MS20365-832	1 1	
	35-825191-11 35-825191-3	1 1	
- 35	AN960-10 MS20364-1032	AR 2	
- 36	35-825191-5	1	
- 37	35-825191-7	1	
- 38	B40-1	2	
- 39	AN315-3R	2	

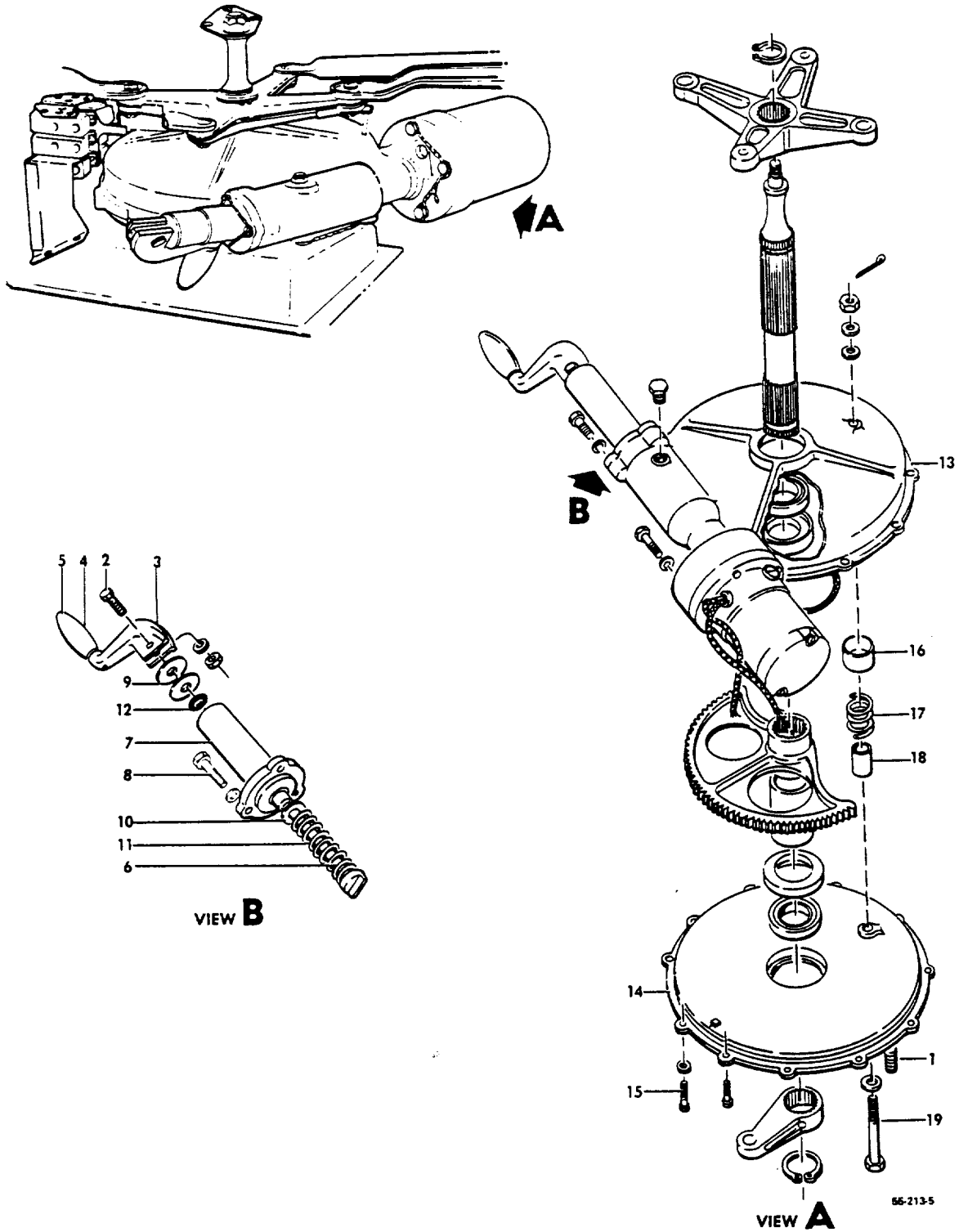
C O D E S O F E F F E C T I V I T Y

1	D-9069 THRU D-9256	2	D-9069 THRU D-10048
3	D-10049 AND AFTER	4	D-9069 THRU D-9490
5	D-9491 AND AFTER	6	D-9069 THRU D-10407
7	D-10408 AND AFTER	8	D-9069 THRU D-9491
9	D-9492 THRU D-10407		

BEECHCRAFT
BONANZA V35B
ILLUSTRATED PARTS CATALOG

FIGURE 213
LANDING GEAR RETRACT GEARBOX

BEECHCRAFT
 BONANZA V35B
 ILLUSTRATED PARTS CATALOG



VIEW B

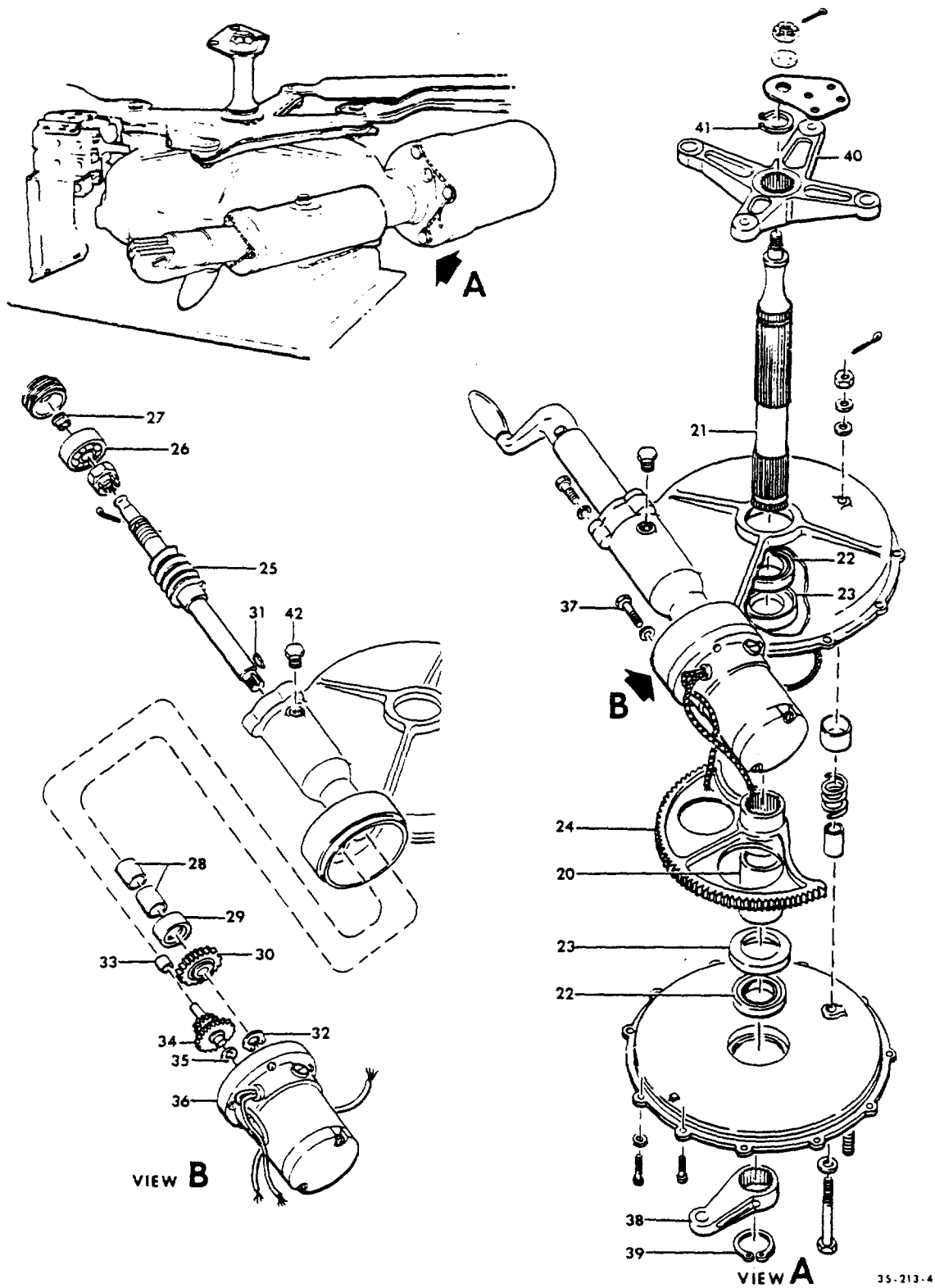
VIEW A

66-213-5

B E E C H C R A F T
B O N A N Z A V 3 5 B
I L L U S T R A T E D P A R T S C A T A L O G

FIG. & INDEX NO.	PART NO.	DESCRIPTION							UNITS PER ASSY	USABLE ON CODE
		1	2	3	4	5	6	7		
213	35-810075-13	ACTUATOR ASSY, LANDING GEAR RETRACT/FOR 14 VOLT/							1	1
	95-810017-13	ACTUATOR ASSY, LANDING GEAR RETRACT/FOR 28 VOLT/							1	5
	95-810017-15	ACTUATOR ASSY, LANDING GEAR RETRACT/FOR 28 VOLT/							1	6
	95-810017-19	ACTUATOR ASSY, LANDING GEAR RETRACT/FOR 28 VOLT/ /95-810017-19 SPARES FOR 95-810017-15 & 95-810017-13/							1	7
	95-810017-21	ACTUATOR ASSY, LANDING GEAR RETRACT/FOR 28 VOLT/ SPAKES FOR 95-810017-13, -15, AND -19 /ATTACHING PARTS/							1	10
- 1	35-810097	STUD, LANDING GEAR RETRACT							4	
	AN960-416	WASHER							4	
	MS20365-428	NUT							4	
	35-810094-10	. CRANK ASSY, HAND /ATTACHING PARTS/							1	
- 2	AN23-17A/M/ AN960-10 MS20365-1032	. BOLT WASHER NUT							1 1 1	
	- 3	35-810094-12	. CRANK, HAND						1	
		35-810094-6	. HANDLE, HAND CRANK						1	
- 4	AN393-77	. PIN						1		
- 5	#75 LOCTITE AN960-10L	. COMPOUND, RETAINING WASHER							AR 1	
- 6	35-810095	. SHAFT, HAND CRANK ENGAGING						1		
- 7	35-810142-2	. HOUSING, HAND CRANK SHAFT /ATTACHING PARTS/							1	
- 8	AN500A10-10 AN960-10	. SCREW WASHER							3 3	
	R1348	. COMPOUND, PERFECT SEAL SEALING							AR	
- 9	35-810134	. WASHER							2	
	35-810134-1	. WASHER							AR	
- 10	100951X063YW	. WASHER						1		
- 11	35-810075-11	. SPRING						1		
- 12	AN622789	. O RING						1		
- 13	35-810141-9	. HOUSING, LANDING GEAR ACTUATOR UPPER						1	9	
	35-810141-11	. HOUSING, LANDING GEAR ACTUATOR UPPER						1	7	
- 14	35-815020-3	. HOUSING, LANDING GEAR ACTUATOR LOWER /ATTACHING PARTS/							1	
- 15	AN500A10-10	. SCREW							9	
	AN500A10-8	. SCREW							2	
	AN960-10	. WASHER							11	
- 16	100696X-YD024	. SPACER, GEAR STOP						1		
- 17	35-810119	. SPRING, GEAR STOP						1		
- 18	35-810087	. STOP, WORM SECTOR GEAR /ATTACHING PARTS/							1	
- 19	AN5-17/M/ AN960-516 AN960D516 AN310-5 MS24665-132	. BOLT WASHER WASHER NUT PIN, COTTER							1 1 2 1 1	

BEECHCRAFT
 BONANZA V35B
 ILLUSTRATED PARTS CATALOG

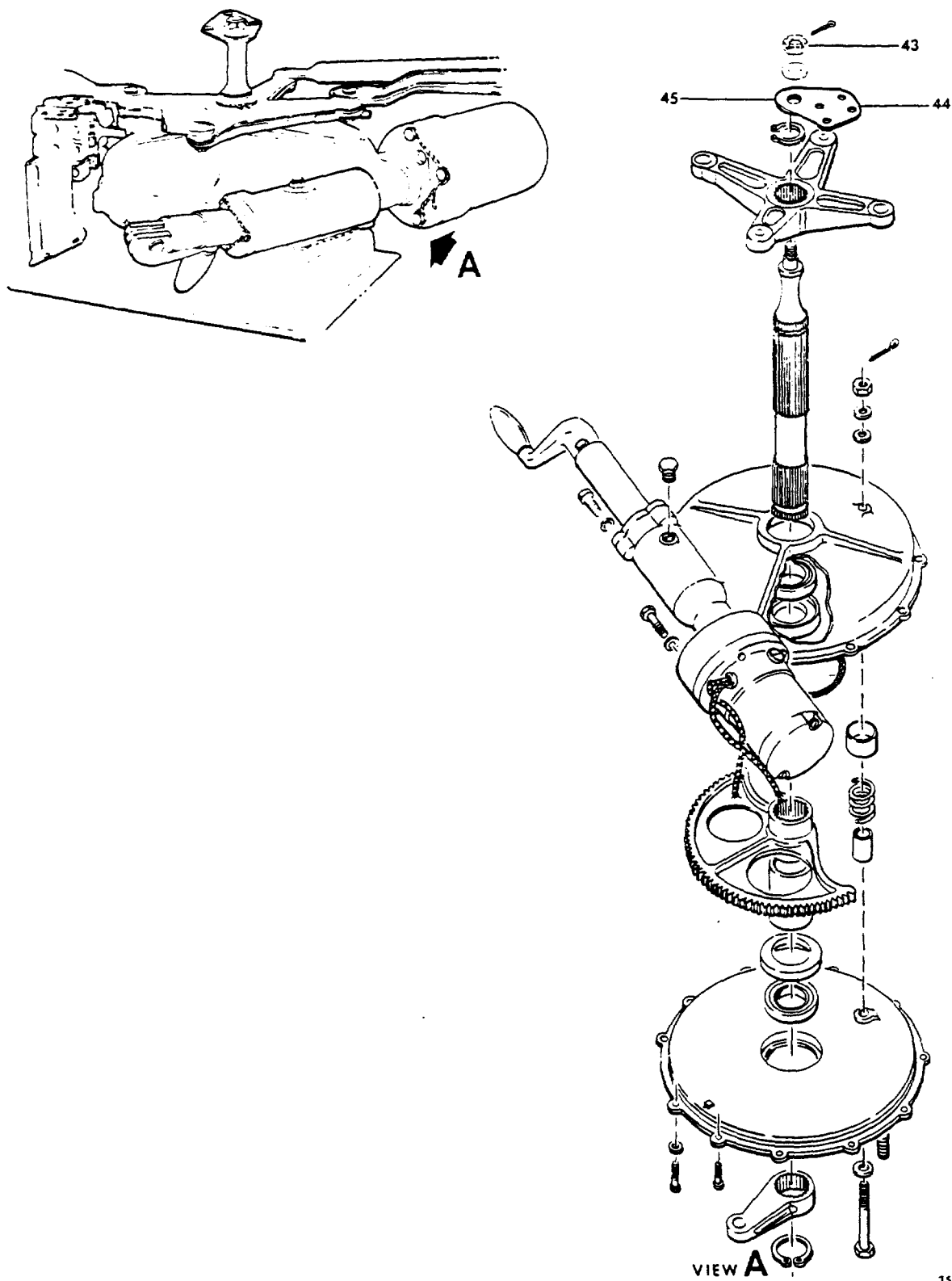


35-213-4

B E E C H C R A F T
B O N A N Z A V 3 5 B
I L L U S T R A T E D P A R T S C A T A L O G

FIG. & INDEX NO.	PART NO.	DESCRIPTION							UNITS PER ASSY	USABLE DN CODE		
		1	2	3	4	5	6	7				
213	- 20	35-810088	1	
	- 21	35-810083	1	
	- 22	K21B	2	
	- 23	450273	2	
	- 24	35-810117-3	1	
	- 25	35-810076-3	1	
		AN380-3-4	1	
		35-810147	1	
	- 26	5201KD	1	
		60-810106-1	1	
	- 27	35-810077-3	2	7
		45-810144	1	
	- 28	888	2	
	- 29	09916M1	1	
	- 30	35-810140	1	
	- 31	35-810091	1	
	- 32	NAS51-43	1	1
		MS16624-1043	1	2
	- 33	M471	1	
	- 34	35-810139	1	1
		35-810135	1	2
	- 35	105090CR032-4E	1	
	- 36	35-380094	1	3
				
		35-380094-3	1	4
				
		58-380090-5	1	2
				
				
				
				
				
				
				
				
				
				
				
	- 37	AN73-15/H/ AN960-10L	3	
			3	
				
	- 38	35-825172-2	1	
	- 39	NAS51-131	1	
	- 40	45-810090	1	8
		45-810090-3	1	6
		58-810023-1	1	7
	- 41	NAS51-131	1	
	- 42	5677	1	
		RTV108	AR	

BEECHCRAFT
BONANZA V35B
ILLUSTRATED PARTS CATALOG



B E E C H C R A F T
 BONANZA V35B
 I L L U S T R A T E D P A R T S C A T A L O G

FIG. & INDEX NO.	PART NO.	DESCRIPTION							UNITS PER ASSY	USABLE ON CODE
		1	2	3	4	5	6	7		
213	35-810132	SUPPORT ASSY, LANDING GEAR ACTUATOR UPPER. . . .							1	
		/ ATTACHING PARTS /								
	AN960-716	WASHER							1	
	AN960-516	WASHER							1	
- 43	AN310-5	NUT							1	
	MS24665-132	PIN, COTTER							1	
- 44	35-810132-2	. SUPPORT, GEAR ACTUATOR UPPER							1	
- 45	35-810133	. BUSHING, ACTUATOR GEAR SUPPORT							1	

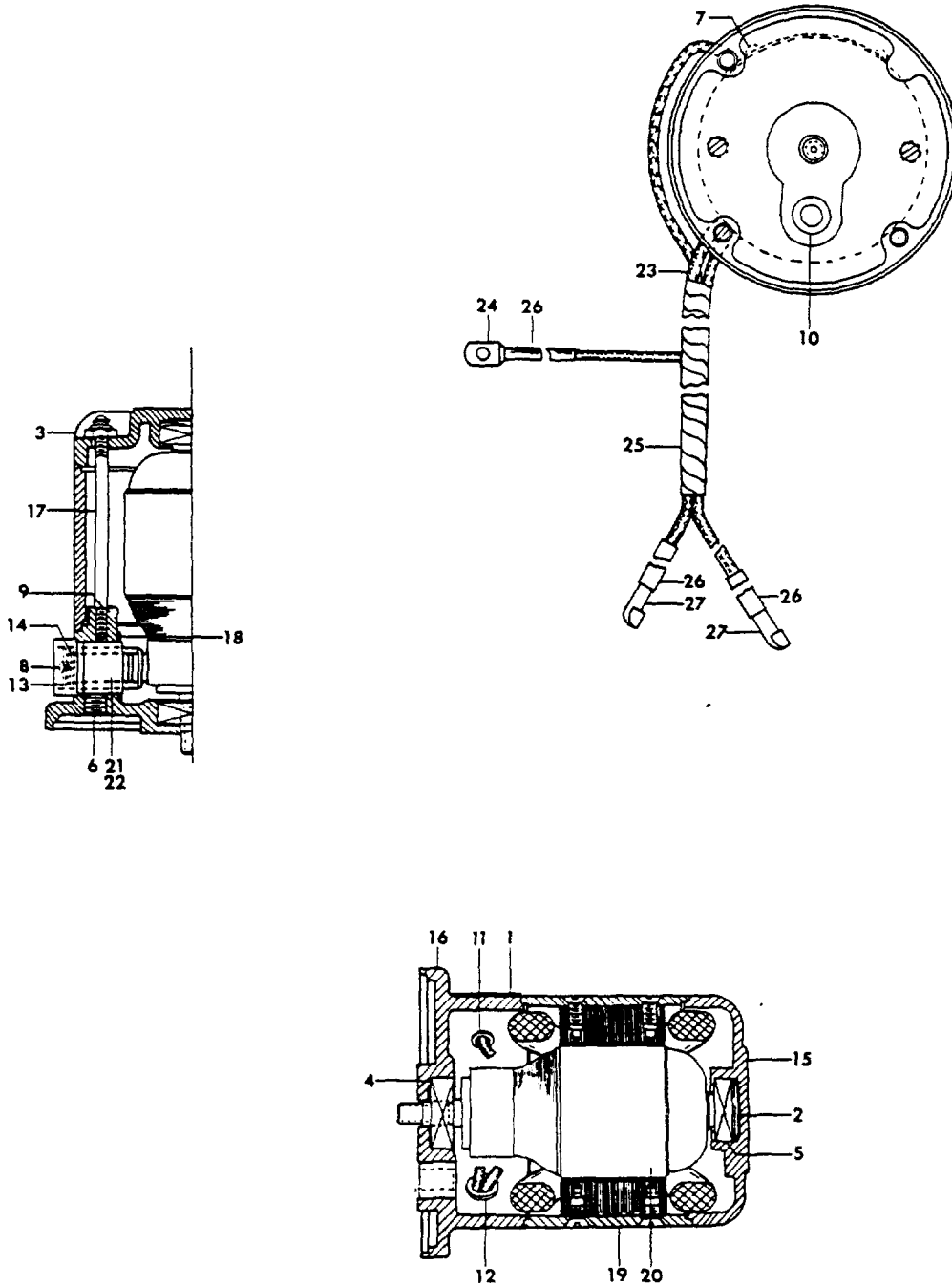
CODES OF EFFECTIVITY

- | | | | |
|---|-----------------------|----|----------------------|
| 1 | D-9069 THRU D-10096, | 2 | D-10097, |
| | D-10098 THRU D-10119 | | D-10120 AND AFTER |
| 3 | D-9069 THRU D-9806 | 4 | D-9807 THRU D-10096, |
| | | | D-10098 THRU D-10119 |
| 5 | D-10097, | 6 | D-10174 THRU D-10176 |
| | D-10120 THRU D-10173, | | |
| | D-10177 THRU D-10374 | | |
| 7 | D-10375 AND AFTER | 8 | D-9069 THRU D-10173, |
| | | | D-10177 THRU D-10374 |
| 9 | D-9069 THRU D-10374 | 10 | D-10401 AND AFTER |

BEECHCRAFT
BONANZA V358
ILLUSTRATED PARTS CATALOG

FIGURE 214
LANDING GEAR RETRACT MOTOR/14 VOLT/
D-9069 THRU D-9806

BEECHCRAFT
 BONANZA V35B
 ILLUSTRATED PARTS CATALOG



33-214-1

B E E C H C R A F T
B O N A N Z A V 3 5 8
I L L U S T R A T E D P A R T S C A T A L O G

FIG. & INDEX NO.	PART NO.	DESCRIPTION	1 2 3 4 5 6 7							UNITS PER ASSY	USABLE ON CODE
214	35-380094	MOTOR ASSY, LANDING GEAR RETRACT/14 VOLT/. . . . /ALTERNATE FOR 35-380094-3/								1	1
- 1	8047	. NAMEPLATE								1	1
- 2	0-3518	. SPRING, LOAD								2	1
- 3	7469	. NUT								2	1
- 4	30-7623	. BEARING, BALL								1	1
- 5	20-7609	. BEARING, BALL								1	1
- 6	7978	. SCREW, SET								2	1
- 7	8058	. PIN, DRIVE								2	1
- 8	8282	. PIN, COTTER								2	1
- 9	10-7822	. SCREW, SET								2	1
- 10	20-7642	. BEARING, NEEDLE								1	1
- 11	0-3883	. BUSHING, CORD								1	1
- 12	0-3896	. BUSHING, CORD								1	1
- 13	10-4431	. DISK, FIBRE								2	1
- 14	5705	. SCREW, BRUSH HOLDER								2	1
- 15	0-6864	. BRACKET, END								1	1
- 16	0-6865	. BRACKET, END								1	1
- 17	10-7868	. STUD								2	1
- 18	0-2497	. WASHER, FIBRE								2	1
- 19	1S14818F	. FIELD ASSY, MOTOR								1	1
- 20	13981A	. ARMATURE ASSY								1	1
- 21	33107A	. HOLDER ASSY, BRUSH								2	1
- 22	35107A	. BRUSH & SPRING ASSY								1	1
- 23	39109A	. CLIP ASSY, LEAD								1	1
- 24	0-5159	. LUG, TERMINAL								1	1
- 25	P0-750	. TAPE								AR	1
- 26	20-3841	. SLEEVE								3	1
- 27	0-5157	. TERMINAL /QUICK DISCONNECT/								2	1

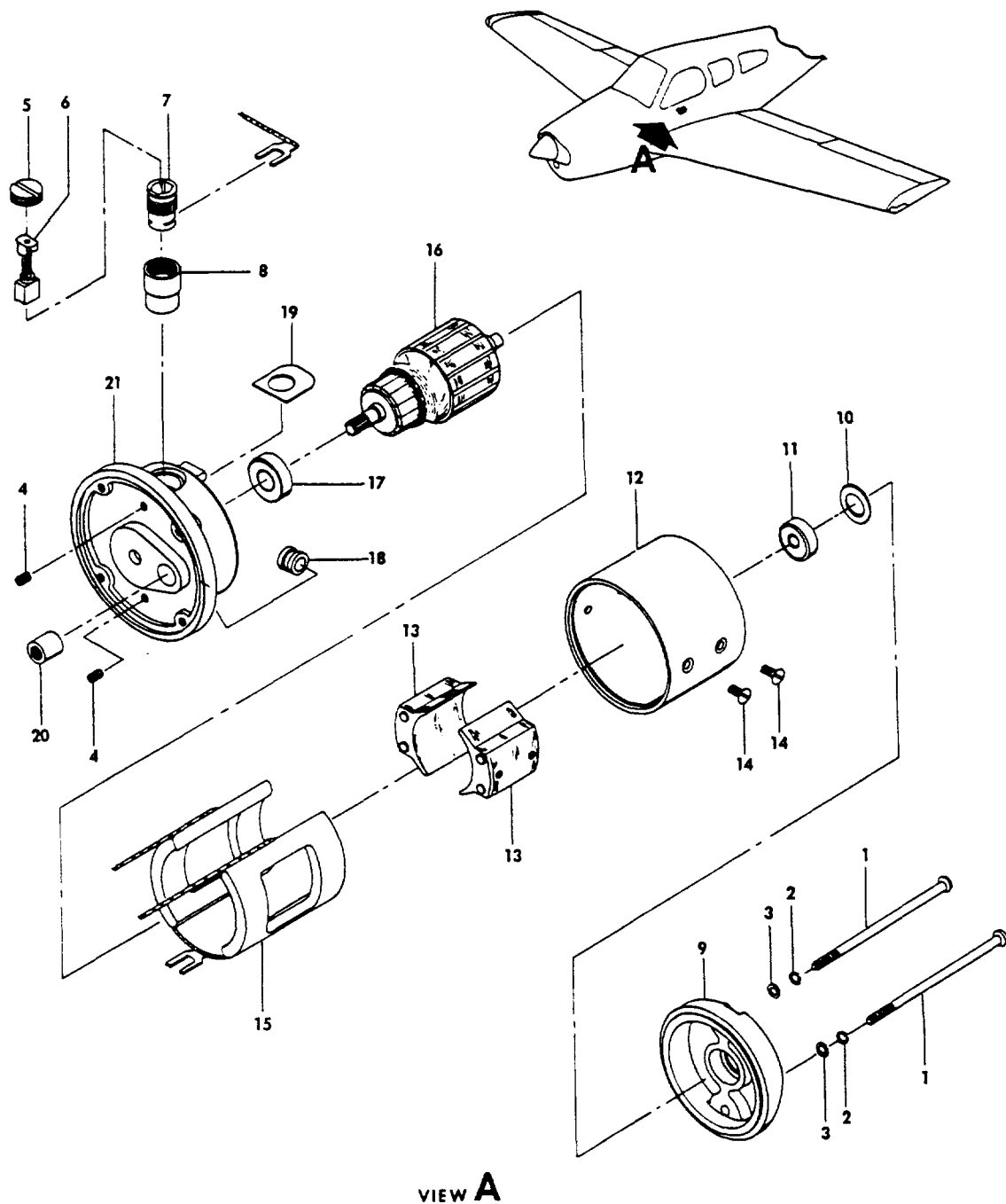
C O D E S O F E F F E C T I V I T Y

1 D-9069 THRU D-9806

B E E C H C R A F T
B O N A N Z A V 3 5 B
I L L U S T R A T E D P A R T S C A T A L O G

FIGURE 214A
LANDING GEAR RETRACT MOTOR/28 VOLT/
D-10097,D-10120 AND AFTER

BEECHCRAFT
BONANZA V35B
ILLUSTRATED PARTS CATALOG



33-2148-3

B E E C H C R A F T
B O N A N Z A V 3 5 B
I L L U S T R A T E D P A R T S C A T A L O G

FIG. & INDEX NO.	PART NO.	DESCRIPTION	UNITS PER ASSY	USABLE DN CODE
		1 2 3 4 5 6 7		
214A	58-380090-5	MOTOR ASSY, LANDING GEAR RETRACT/28 VOLT/.	1	1
		/SUPERSEDES 96-380022-5 MOTOR ASSY/ /ATTACHING PARTS/		
- 1	AN505-8-48	SCREW	2	
- 2	AN935-8L	WASHER, LOCK	2	
- 3	AN960-8L	WASHER	2	
- 4	8-32 X 1/4	• SCREW, SET	2	1
- 5	27-2-3006	• CAP, BRUSH	2	1
- 6	27-8-3002	• BRUSH & SPKING ASSY	2	1
- 7	27-4-3001	• SLEEVE	2	1
- 8	27-2-3002-1	• HOLDER	2	1
- 9	27-4-6003-2	• END BELL, REAR	1	1
- 10	F0728-006	• WASHER, SPRING	1	1
- 11	27-4-1006	• BEARING	1	1
- 12	27-4-5001	• HOUSING, FIELD	1	1
- 13	27-4-5003	• FIELD STACK ASSY.	2	1
		/ATTACHING PARTS/		
- 14	AN505C6-5	• SCREW	4	
- 15	27-8-5002	• FIELD COIL ASSY	1	1
- 16	27-4-2000	• ARMATURE ASSY	1	1
- 17	27-4-1005	• BEARING	1	1
- 18	MS35489-62	• GROMMET	2	1
- 19	27-4-1004	• INSULATOR, BRUSH TERMINAL.	2	1
- 20	M471	• BEARING	1	1
- 21	27-4-4003-2	• END BELL, FRONT.	1	1

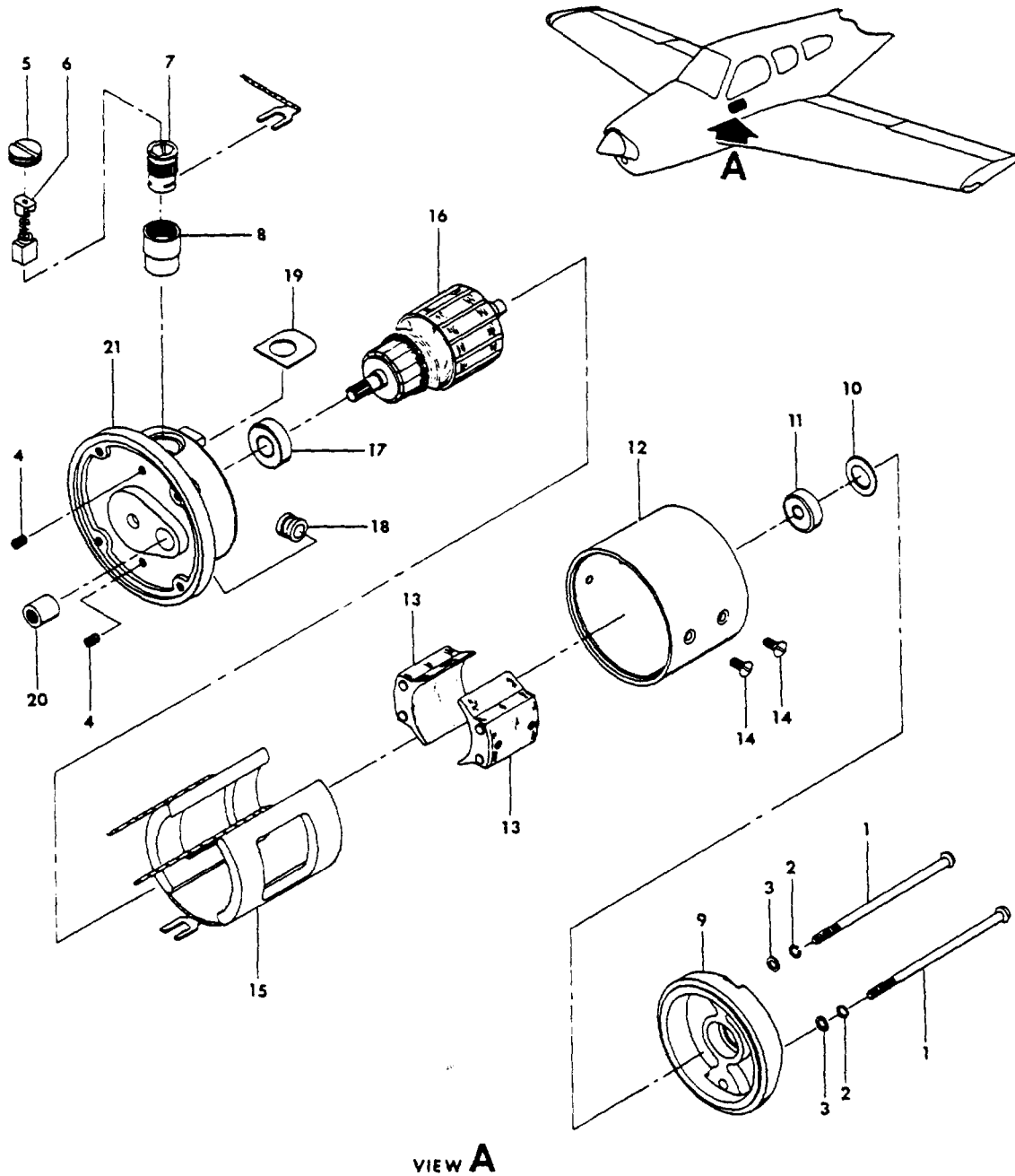
C O D E S O F E F F E C T I V I T Y

1 D-10097,
D-10120 AND AFTER

BEECHCRAFT
BONANZA V35B
ILLUSTRATED PARTS CATALOG

FIGURE 214B
LANDING GEAR RETRACT MOTOR/14 VOLT/
D-9807 THRU D-10119, EXCEPT D-10097

BEECHCRAFT
 BONANZA V35B
 ILLUSTRATED PARTS CATALOG



VIEW A

33-214A-2

B E E C H C R A F T
B O N A M Z A V 3 5 B
I L L U S T R A T E D P A R T S C A T A L O G

FIG. & INDEX NO.	PART NO.	DESCRIPTION	UNITS	USABLE
			PER ASSY	ON CODE
2148	35-380094-3	MOTOR ASSY, LANDING GEAR RETRACT/ELECTRO-MECH. . /35-380094 MAY BE ORDERED AS ALTERNATE/ /ATTACHING PARTS/	1	1
- 1	AN505-4-48	SCREW	2	1
- 2	AN935-8L	WASHER, LOCK	2	1
- 3	AN960-8L	WASHER.	2	1
- 4	8-32 X 1/4	. SCREW, SET	2	1
- 5	27-2-3006	. CAP, BRUSH	2	1
- 6	27-4-3002	. BRUSH & SPRING ASSY	2	1
- 7	27-4-3001	. SLEEVE.	2	1
- 8	27-2-3002-1	. HOLDER.	2	1
- 9	27-4-6003-2	. END BELL, REAR	1	1
- 10	FD728-006	. WASHER, SPRING	1	1
- 11	27-4-1006	. BEARING	1	1
- 12	27-4-5001	. HOUSING, FIELD	1	1
- 13	27-4-5003	. FIELD STACK ASSY. /ATTACHING PARTS/	2	1
- 14	AN505C6-5	. SCREW	4	
- 15	27-4-5002	. FIELD COIL ASSY	1	1
- 16	27-4-2000	. ARMATURE ASSY	1	1
- 17	27-4-1005	. BEARING	1	1
- 18	MS35489-62	. GROMMET	2	1
- 19	27-4-1004	. INSULATOR, BRUSH TERMINAL.	2	1
- 20	M471	. BEARING	1	1
- 21	27-4-4003-2	. END BELL, FRONT.	1	1

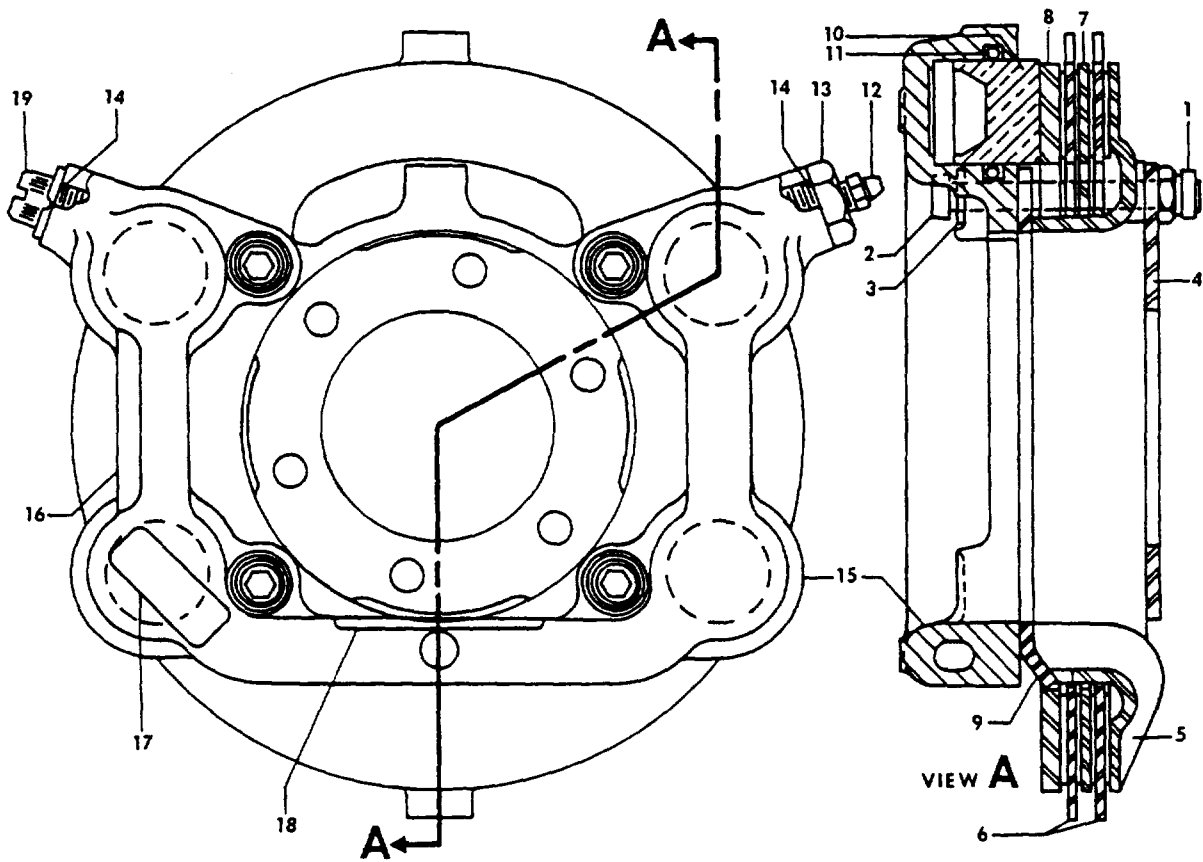
C O D E S O F E F F E C T I V I T Y

1 D-9807 THRU D-10119,
EXCEPT D-10097

BEECHCRAFT
BONANZA V35B
ILLUSTRATED PARTS CATALOG

FIGURE 218
BRAKES
D-9069 THRU D-9191

BEECHCRAFT
BONANZA V35B
ILLUSTRATED PARTS CATALOG



33-218-2

B E E C H C R A F T
B O N A N Z A V 3 5 B
I L L U S T R A T E D P A R T S C A T A L O G

FIG. & INDEX NO.	PART NO.	DESCRIPTION							UNITS PER ASSY	USABLE ON CODE
		1	2	3	4	5	6	7		
218	35-8002-25	BRAKE ASSY.	2	1
- 1	95-6867	. NUT, SELFLOCKING	4	1
- 2	95-9491	. BOLT, INTERNAL WRENCHING	4	1
- 3	95-6926	. WASHER.	4	1
- 4	95-35451	. FLANGE, TORQUE	1	1
- 5	35-8002-13	. PLATE, BACK.	1	1
- 6	35-8002-21	. DISC, ROTATING	2	1
- 7	35-8002-23	. DISC, STATIONARY	1	1
- 8	35-8002-19	. PLATE, PRESSURE.	1	1
- 9	95-35454	. PLATE, TORQUE.	1	1
- 10	95-35452	. PISTON.	4	1
- 11	95-4719	. PACKING, O RING.	4	1
- 12	95-9279	. VALVE, BLEEDER	1	1
- 13	95-3218	. ADAPTER, BLEEDER VALVE	1	1
- 14	95-5761	. PACKING, O RING.	2	1
- 15	35-8002-11	. HOUSING, BRAKE	1	1
- 16	95-35577	. PLATE, BEECHCRAFT DATA	1	1
- 17	95-35625	. PLATE, TORQUE DATA	1	1
- 18	95-300001-64	. PLATE, SERIAL DATA	1	1
- 19	95-1989	. PLUG, STORAGE & SHIPPING	1	1

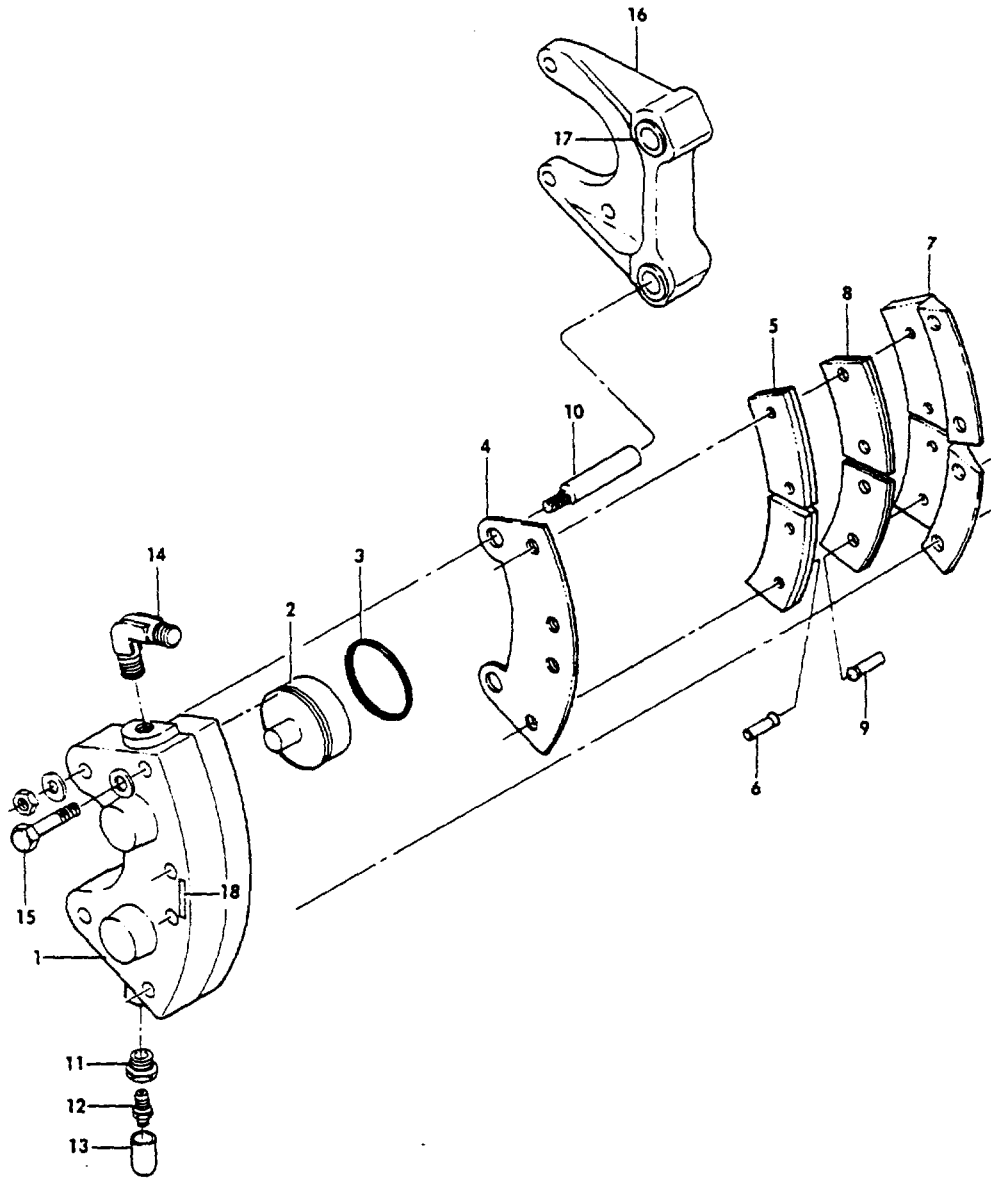
C O D E S O F E F F E C T I V I T Y

1 D-9069 THRU D-9191

BEECHCRAFT
BONANZA V35B
ILLUSTRATED PARTS CATALOG

FIGURE 218A
BRAKES
D-9192 AND AFTER

BEECHCRAFT
BONANZA V358
ILLUSTRATED PARTS CATALOG



V358-218A-6

B E E C H C R A F T
B O N A N Z A V 3 5 B
I L L U S T R A T E D P A R T S C A T A L O G

FIG. & INDEX NO.	PART NO.	DESCRIPTION	1	2	3	4	5	6	7	UNITS PER ASSY	USABLE ON CODE
218A	36-8001-9	BRAKE ASSY.	1	3
	36-8001-29	BRAKE ASSY.	1	2
	91-25	. CYLINDER ASSY	1	1
- 1	61-24	. . CYLINDER.	1	1
	92-16	. . PISTON ASSY	2	1
- 2	62-15	. . PISTON.	1	1
- 3	AM6227B27	. . O RING.	1	1
	73-10	. . PLATE ASSY,PRESSURE	1	1
- 4	63-11	. . . PLATE,PRESSURE.	1	1
- 5	66-30	. . LINING.	2	1
- 6	561	. . RIVET	4	1
	74-10	. . PLATE ASSY,BACK	2	3
	74-10A	. . PLATE ASSY,BACK	2	2
- 7	64-15	. . . PLATE,BACK.	2	3
	64-15A	. . . PLATE,BACK.	1	2
- 8	66-30	. . . LINING.	2	1
- 9	561	. . RIVET	4	1
- 10	69-4	. . BOLT,ANCHOR	2	1
	MS20365-428	. . NUT /SUPERSEDES AN365-428/	2	1
	AN960-416L	. . WASHER.	6	1
- 11	37-206	. . SEAT,BLEEDER.	1	1
- 12	95-9279	. . SCREW,BLEEDER /SUPERSEDES FC6446/	1	1
- 13	183-1	. . CAP,BLEEDER	1	1
- 14	AN822-4D	. . FITTING,TUBE	1	1
- 15	LP4-21A/M/	. . BOLT.	4	1
	36-8001-19	. . PLATE ASSY,TORQUE	1	3
	36-8001-31	. . PLATE ASSY,TORQUE	1	2
- 16	65-27	. . . PLATE,TORQUE.	1	3
	065-02701	. . . PLATE,TORQUE.	1	2
- 17	145-18	. . BUSHING	2	1
- 18	166-15	. . PLATE,NAME.	1	1

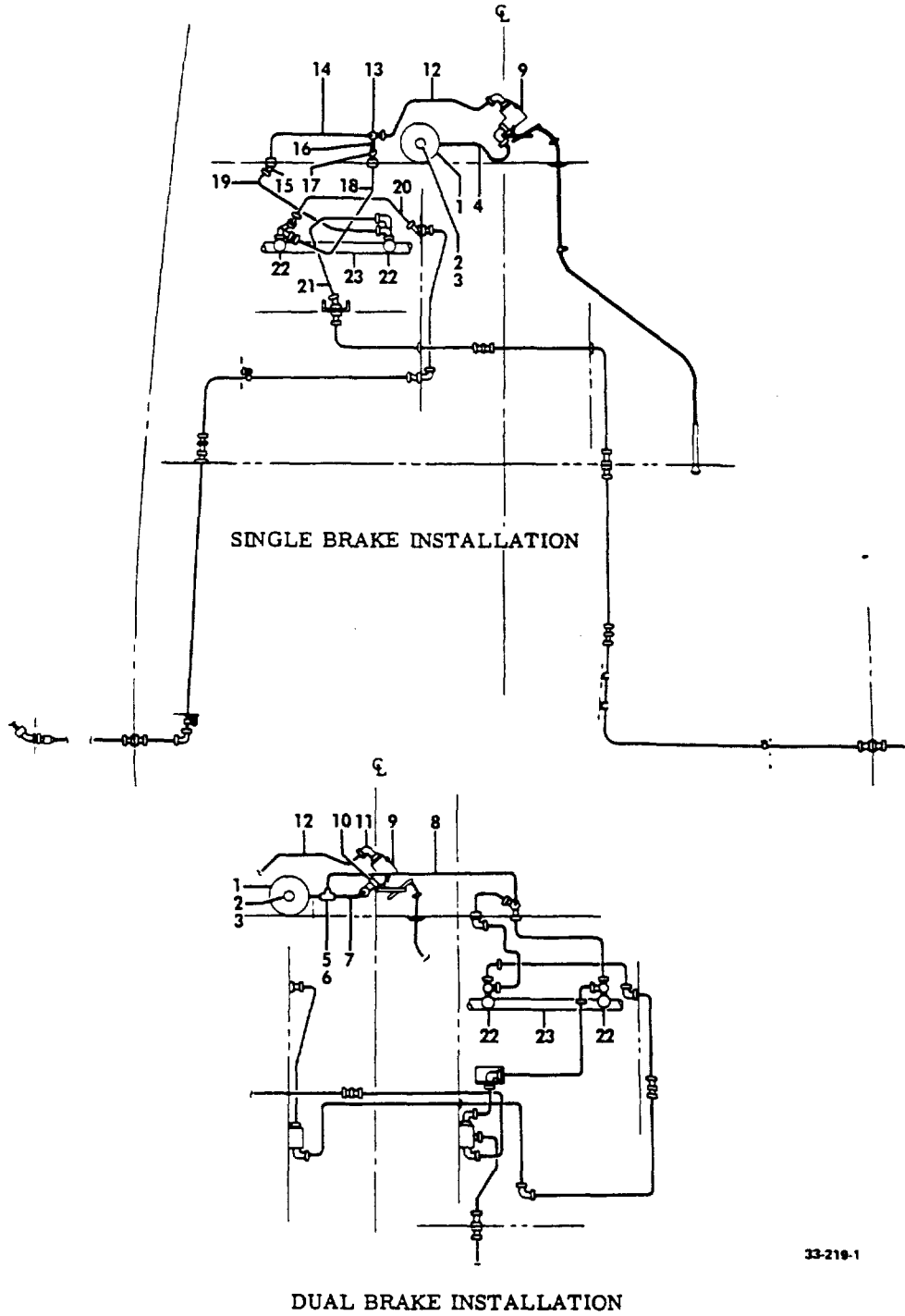
C O D E S O F E F F E C T I V I T Y

- 1 D-9192 AND AFTER 2 D-9862 AND AFTER
3 D-9192 THRU D-9861

BEECHCRAFT
BONANZA V35B
ILLUSTRATED PARTS CATALOG

FIGURE 219
HYDRAULIC BRAKE PLUMBING
D-9069 THRU D-9125

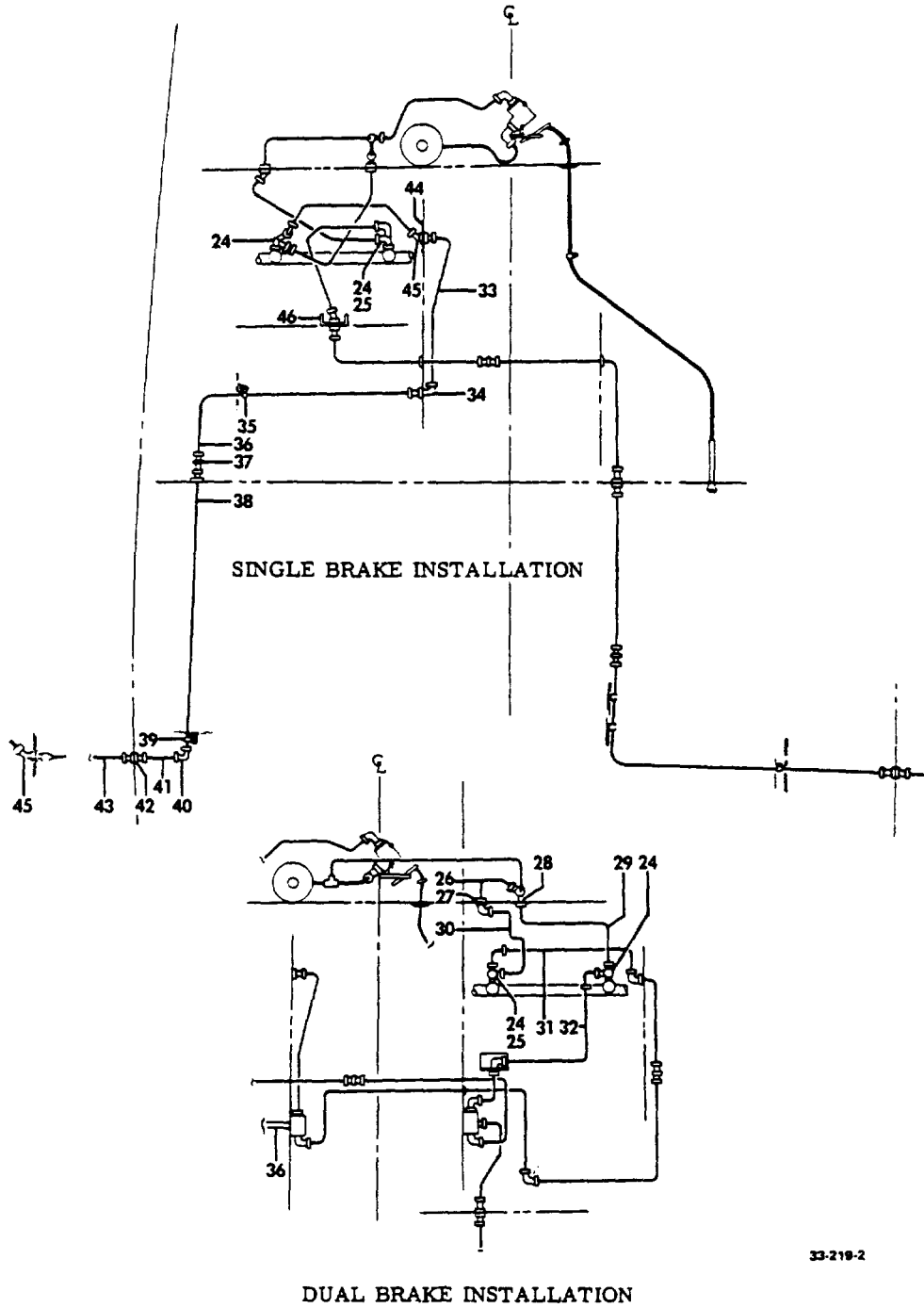
BEECHCRAFT
BONANZA V35B
ILLUSTRATED PARTS CATALOG



B E E C H C R A F T
BOMANZA V35B
I L L U S T R A T E D P A R T S C A T A L O G

FIG. & INDEX NO.	PART NO.	DESCRIPTION	UNITS PER ASSY	USABLE ON CODE	
		1 2 3 4 5 6 7			
219	35-580000-41	PLUMBING INSTL,SINGLE HYDRAULIC BRAKES.	NP	1	
	35-580001-51	PLUMBING INSTL,DUAL HYDRAULIC BRAKES.	NP	1	
	35-815180-8	. RESERVOIR ASSY,HYDRAULIC BRAKE FLUID.	1	1	
		/ATTACHING PARTS/			
	AN520-10-10	. SCREW	1		
	AN960-10	. WASHER.	1		
	MS20365-1032	. NUT	1		
	- 1	112136-12	. . CAN,HYDRAULIC FLUID	1	1
		35-815180-10	. . CAP ASSY,RESERVOIR.	NP	1
			/ORDER 35-815180-8/		
- 2	35-815180-12	. . . CAP,RESERVOIR	1	1	
- 3	AN526-632-40	. . . SCREW	1	1	
	AN960-6	. . . WASHER.	1	1	
	35-815180-6	. . . SPACER.	1	1	
	10095100032VA	. . . WASHER.	1	1	
	MS20365-632	. . . NUT	1	1	
- 4	35-580000-51	. TUBE ASSY,SINGLE BRAKE.	1	1	
- 5	35-580001-65	. TUBE ASSY,DUAL BRAKES	1	1	
- 6	MS24402D4	. TEE	1	1	
- 7	35-580001-53	. TUBE ASSY,DUAL BRAKES	1	1	
- 8	35-580001-55	. TUBE ASSY,DUAL BRAKES	1	1	
- 9	35-380065-1	. VALVE ASSY,PARKING BRAKE /SEE FIG.222/.	1	1	
		/ATTACHING PARTS/			
	AN3-13A/M/	. SCREW	2		
	AN960-10	. WASHER.	2		
	MS20365-1032	. NUT	2		
- 10	AN816-40	. NIPPLE.	1	1	
- 11	AN822-40	. ELBOW	1	1	
- 12	35-580000-31	. TUBE ASSY	1	1	
	MS21919DG4	. CLAMP,TUBE SUPPORT.	1	1	
	1006960-ZF020	. SPACER,CLAMP.	1	1	
	AN515-8R20	. SCREW,CLAMP	1	1	
	130008A1032BC	. NUTPLATE.	1	1	
- 13	AN824-40	. TEE	1	1	
- 14	35-580000-27	. TUBE ASSY	1	1	
- 15	AN837-40	. ELBOW	1	1	
	AN960-716L	. WASHER,ELBOW.	1	1	
	AN924-40	. NUT,ELBOW	1	1	
- 16	35-580000-39	. TUBE ASSY	1	1	
- 17	AN837-40	. ELBOW	1	1	
	AN960-716L	. WASHER,ELBOW.	1	1	
	AN924-40	. NUT,ELBOW	1	1	
- 18	35-580010-5	. HOSE ASSY,PILOT LH PEDAL.	1	1	
- 19	35-580010-7	. HOSE ASSY,PILOT RH PEDAL.	1	1	
- 20	35-580010-9	. HOSE ASSY,PILOT LH PEDAL.	1	1	
- 21	35-580010-3	. HOSE ASSY,PILOT RH PEDAL.	1	1	
- 22	96-380034-3	. CYLINDER,MASTER /SEE FIG.220/	4	1	
		/ATTACHING PARTS/			
	AN3-10/M/	. BOLT.	2		
	AN960-10	. WASHER.	2		
	AN310-3	. NUT	2		
	MS24665-132	. PIN,COTTER.	2		
- 23	35-400359-12	. SUPPORT ASSY,MASTER CYLINDER /DUAL BRAKES/.	1	1	
	35-815006-24	. COVER,MASTER CYLINDER	4	1	

BEECHCRAFT
 BONANZA V35B
 ILLUSTRATED PARTS CATALOG



B E E C H C R A F T
B O N A N Z A V 3 5 8
I L L U S T R A T E D P A R T S C A T A L O G

FIG. & ITEM NO.	PART NO.	DESCRIPTION	1	2	3	4	5	6	7	UNITS PER ASSY	USABLE ON CODE
219 - 24	MS20822-4D	. ELBOW, MASTER CYLINDER								6	1
- 25	AN816-40	. NIPPLE, MASTER CYLINDER								2	1
- 26	35-580001-11	. TUBE ASSY /DUAL BRAKES/								1	1
- 27	AN833-40	. ELBOW								1	1
	AN960-716L	. WASHER, ELBOW & TEE								2	1
	AN924-40	. NUT, ELBOW & TEE								2	1
- 28	AN804-40	. TEE								1	1
- 29	35-580010-13	. HOSE ASSY, COPILOT RH PEDAL								1	1
- 30	35-580010-15	. HOSE ASSY, COPILOT LH PEDAL								1	1
- 31	35-580010-11	. HOSE ASSY, COPILOT LH PEDAL								1	1
- 32	35-580010-1	. HOSE ASSY, COPILOT RH PEDAL								1	1
- 33	35-580000-23	. TUBE ASSY /SINGLE INSTL ONLY/								1	1
- 34	AN833-40	. ELBOW /SINGLE INSTL ONLY/								1	1
	R AN960-716L	. WASHER/SINGLE INSTL ONLY/								1	1
	R AN924-40	. NUT/SINGLE INSTL ONLY/								1	1
- 35	AN743-6	. BRACKET								1	1
		/ATTACHING PARTS/									
	AN515-8-7	. SCREW								1	
	AN960-8	. WASHER								1	
	MS20365-832	. NUT								1	

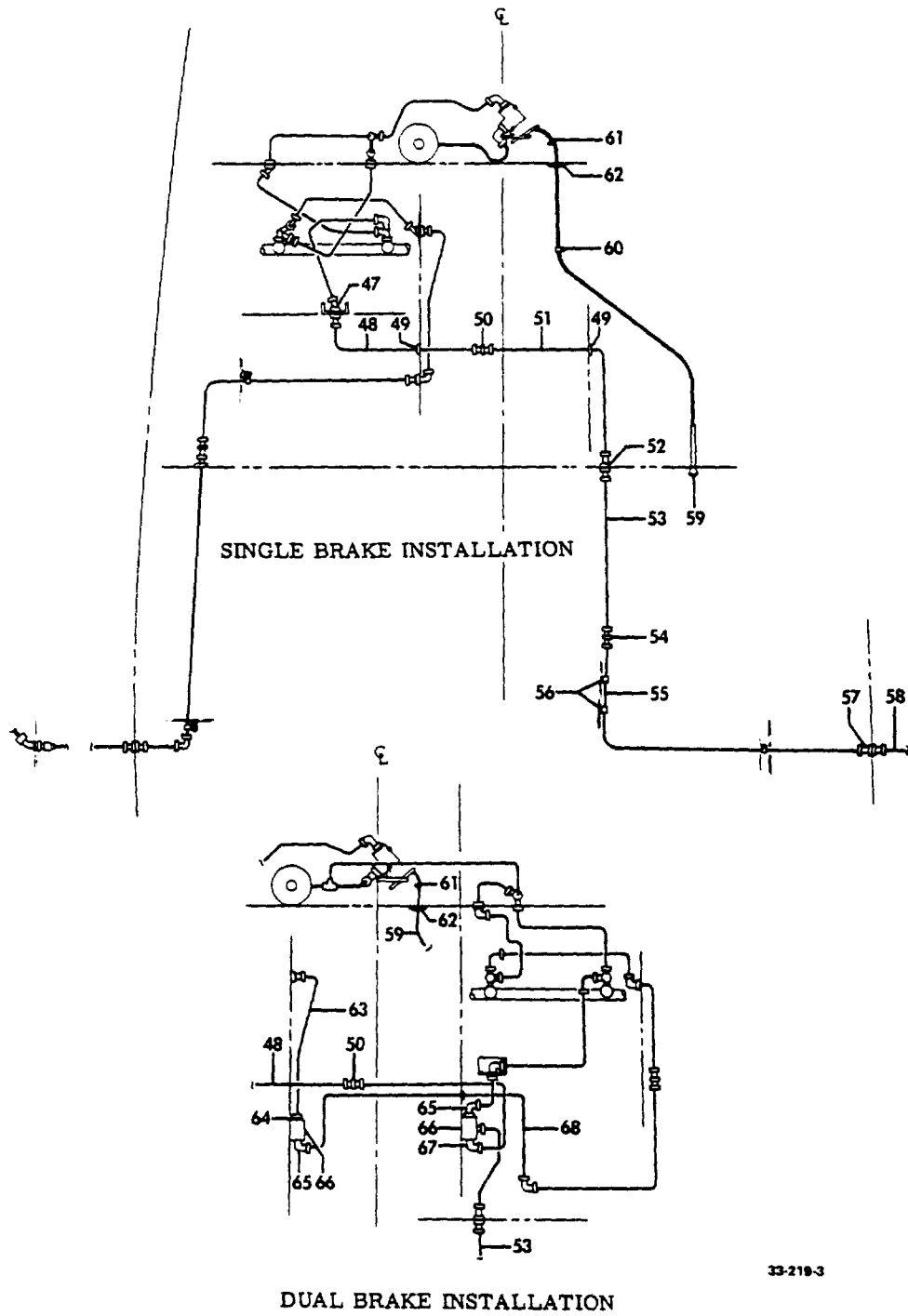
	AN742-6C	. CLAMP								1	1
		/ATTACHING PARTS/									
	AN520-10-8	. SCREW								1	
	AN960-10	. WASHER								1	
	MS20365-1032	. NUT								1	

- 36	35-580000-11	. TUBE ASSY								1	1
- 37	AN815-40	. UNION								1	1
- 38	35-815095	. TUBE ASSY								1	1
- 39	AN743-6	. BRACKET								2	1
		/ATTACHING PARTS/									
	AN515-8-7	. SCREW								2	
	AN960-8	. WASHER								2	
	MS20365-832	. NUT								2	

	AN742-6C	. CLAMP								2	1
		/ATTACHING PARTS/									
	AN520-10-8	. SCREW								2	
	AN960-10	. WASHER								2	
	MS20365-1032	. NUT								2	

- 40	AN821-40	. ELBOW								1	1
- 41	35-815006-8	. TUBE ASSY								1	1
- 42	AN833-40	. ELBOW								1	1
	AN960-716	. WASHER								2	1
	AN924-40	. NUT								2	1
- 43	35-815006-12	. TUBE ASSY								1	1
- 44	35-580012-3	. BRACKET								1	1
- 45	AN837-40	. ELBOW								1	1
	AN960-716L	. WASHER								1	1
	AN924-40	. NUT								1	1
- 46	35-580000-25	. BRACKET								1	1
		/ATTACHING PARTS/									
	AN3-3A/M/	. BOLT								2	

BEECHCRAFT
 BONANZA V35B
 ILLUSTRATED PARTS CATALOG

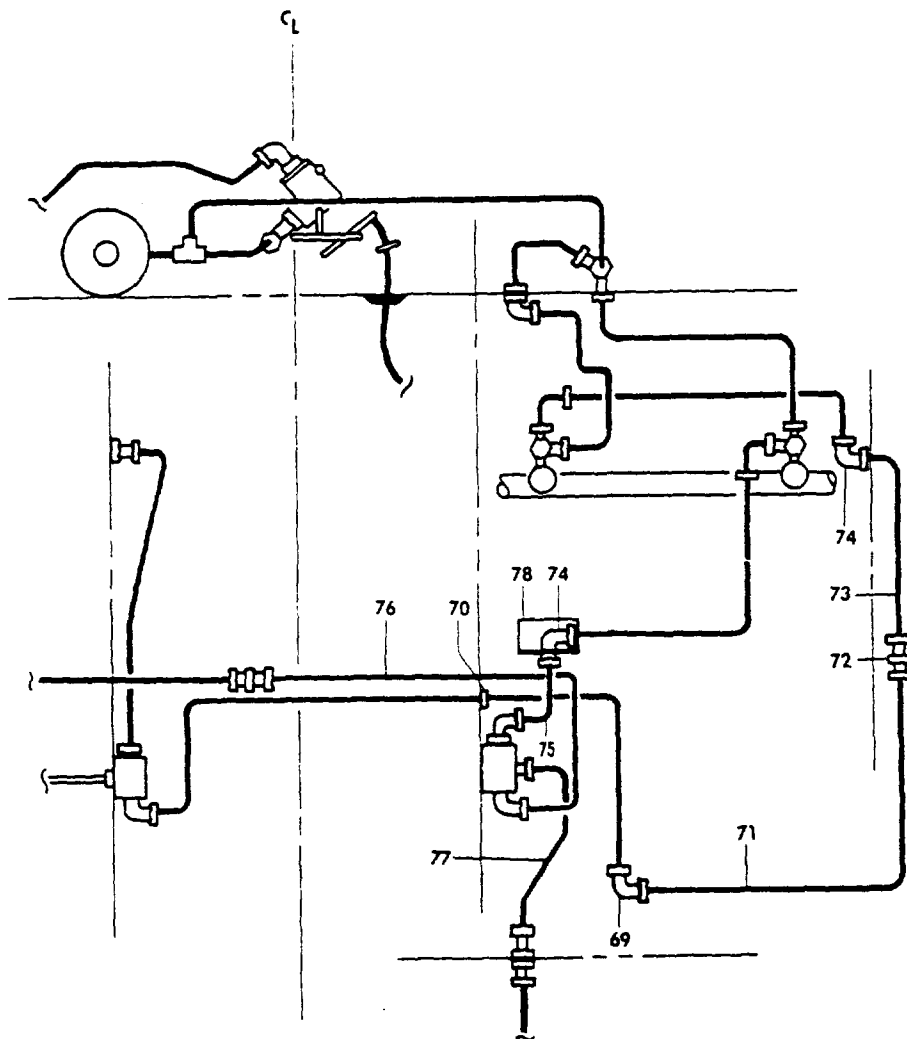


33-219-3

B E E C H C R A F T
B O N A N Z A V 3 5 8
I L L U S T R A T E D P A R T S C A T A L O G

FIG. & INDEX NO.	PART NO.	DESCRIPTION	UNITS PER ASSY	USABLE ON CODE
219 - 47	AN837-4D	. ELBOW	1	1
	AN960-716L	. WASHER	1	1
	AN924-4D	. NUT	1	1
- 48	35-580000-15	. TUBE ASSY	1	1
- 49	739-4	. CLIP	2	1
		/ATTACHING PARTS/		
	AN515-8-7	. SCREW	2	
	AN960-8	. WASHER	2	
	MS20365-832	. NUT	2	
- 50	AN815-4D	. UNION	1	1
- 51	35-580000-19	. TUBE ASSY /SINGLE INSTL ONLY/	1	1
- 52	AN832-4D	. UNION	1	1
	AN960-716	. WASHER	1	1
	MS2440004	. NUT	1	1
- 53	95-814005-9	. TUBE ASSY	1	1
- 54	AN815-4D	. UNION	1	1
- 55	35-815006-10	. TUBE ASSY	1	1
- 56	AN742-6C	. CLAMP	3	1
		/ATTACHING PARTS/		
	AN520-10-8	. SCREW	1	
	AN960-10	. WASHER	1	
	MS20365-1032	. NUT	1	
- 57	AN837-4D	. ELBOW	1	1
- 58	35-815006-13	. TUBE ASSY	1	1
- 59	35-380063-7	. CONTROL, PARKING BRAKE	1	1
- 60	AN743P12	. BRACKET	1	1
- 61	AN743-12	. BRACKET	1	1
		/ATTACHING PARTS/		
	AN525-10R10	. SCREW	1	
	AN960-10	. WASHER	1	
	MS20365-1032	. NUT	1	
	AN742-3	. CLAMP	1	1
		/ATTACHING PARTS/		
	AN525-10R	. SCREW	1	
	AN960-10	. WASHER	1	
	MS20365-1032	. NUT	1	
- 62	112412	. GROMMET	2	1
	112413-2	. BALL	2	1
	112436-6	. RETAINER	1	1
	AN960-8	. WASHER	4	1
	49338	. FASTENER	2	1
- 63	35-580001-3	. TUBE ASSY /DUAL INSTL ONLY/	1	1
- 64	AN816-4D	. NIPPLE	2	1
- 65	MS20822-4D	. ELBOW	2	1
- 66	50-380079-1	. VALVE, SHUTTLE /SEE FIG.221/	2	1
	50-380079-3	. VALVE, SHUTTLE /ALTERNATE FOR 50-380079-1/	2	1
		/SEE FIG.221/		
- 67	AN924-4D	. NUT	2	1
- 68	MS20822-4D	. ELBOW	1	1
	35-580001-71	. TUBE ASSY	1	1

BEECHCRAFT
BONANZA V35B
ILLUSTRATED PARTS CATALOG



DUAL BRAKE INSTALLATION

33-219-4

B E E C H C R A F T
B O N A N Z A V 3 5 B
I L L U S T R A T E D P A R T S C A T A L O G

FIG. & INDEX NO.	PART NO.	DESCRIPTION	UNITS PER ASSY	USABLE ON CODE		
					1	2
219	- 69	AN821-4D	• ELBOW	1	1	
	- 70	739-4	• CLIP	4	1	
		/ATTACHING PARTS/				
		AN515-8-7	• SCREW	2		
		AN960-6	• WASHER	2		
		MS20365-832	• NUT	2		
	- 71	35-580001-75	• TUBE ASSY	1	1	
	- 72	AN815-4D	• UNION	1	1	
	- 73	35-580001-27	• TUBE ASSY	1	1	
	- 74	AN833-4D	• ELBOW	2	1	
		AN960-716L	• WASHER	2	1	
		AN924-4D	• NUT	2	1	
	- 75	35-580001-23	• TUBE ASSY	1	1	
	- 76	35-580001-15	• TUBE ASSY	1	1	
	- 77	35-580001-31	• TUBE ASSY	1	1	
	- 78	35-580011-1	• BRACKET	1	1	
		AN530-10-10	• SCREW, BRACKET ATTACHING	2	1	
		95-816019-43	• PEDAL, LH COPILOT /DUAL BRAKES/	1	1	
		35-524011	• PEDAL, RM COPILOT /DUAL BRAKES/	1	1	
		/ATTACHING PARTS/				
		AN3-10/M/	• BOLT	2		
		AN960-10	• WASHER	2		
		AN310-3	• NUT	2		
		AN380-2-2	• PIN, COTTER	2		

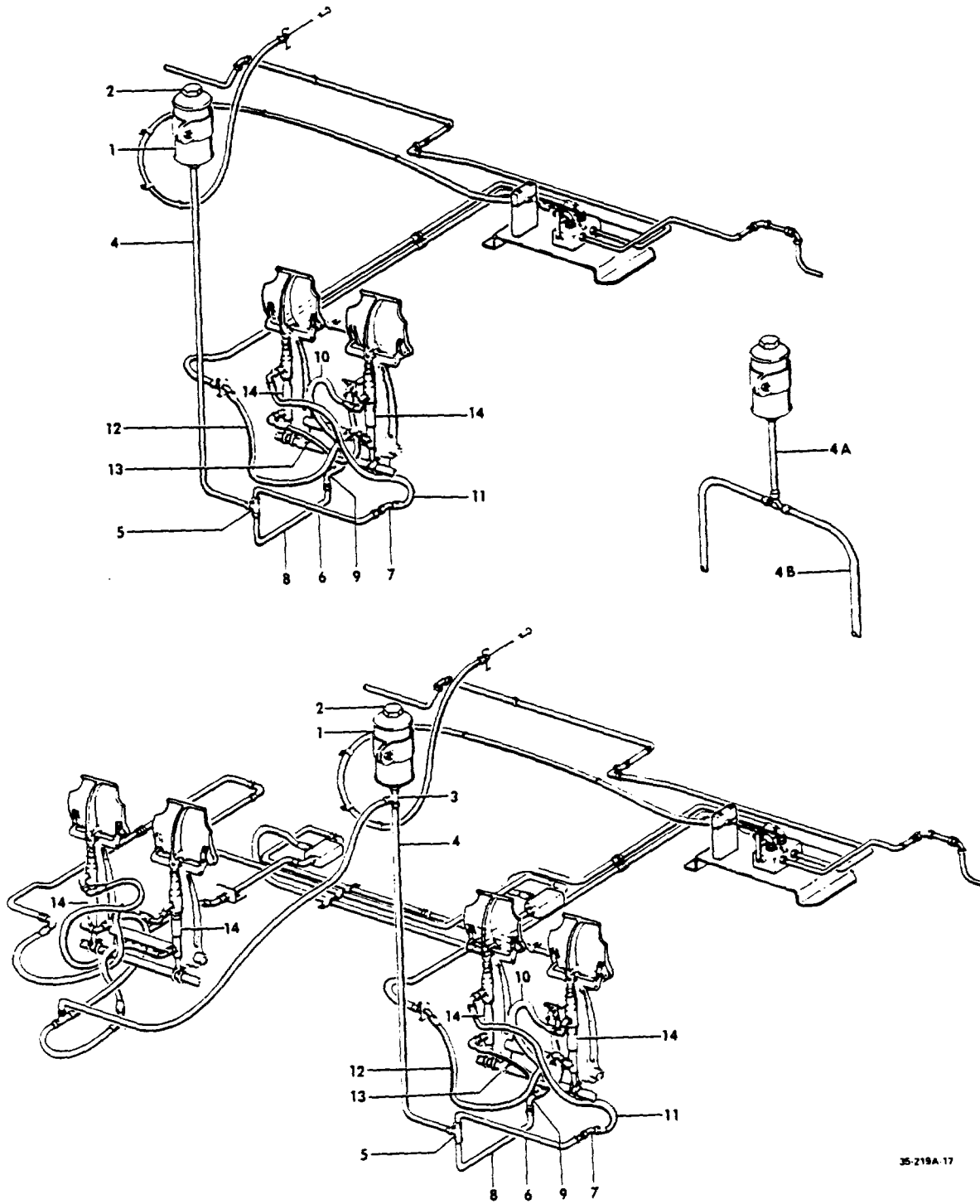
C O D E S O F E F F E C T I V I T Y

1 D-9069 THRU D-9125

BEECHCRAFT
SONANZA V35B
ILLUSTRATED PARTS CATALOG

FIGURE 219A
HYDRAULIC BRAKE PLUMBING
D-9126 AND AFTER

BEECHCRAFT
BONANZA V35B
ILLUSTRATED PARTS CATALOG

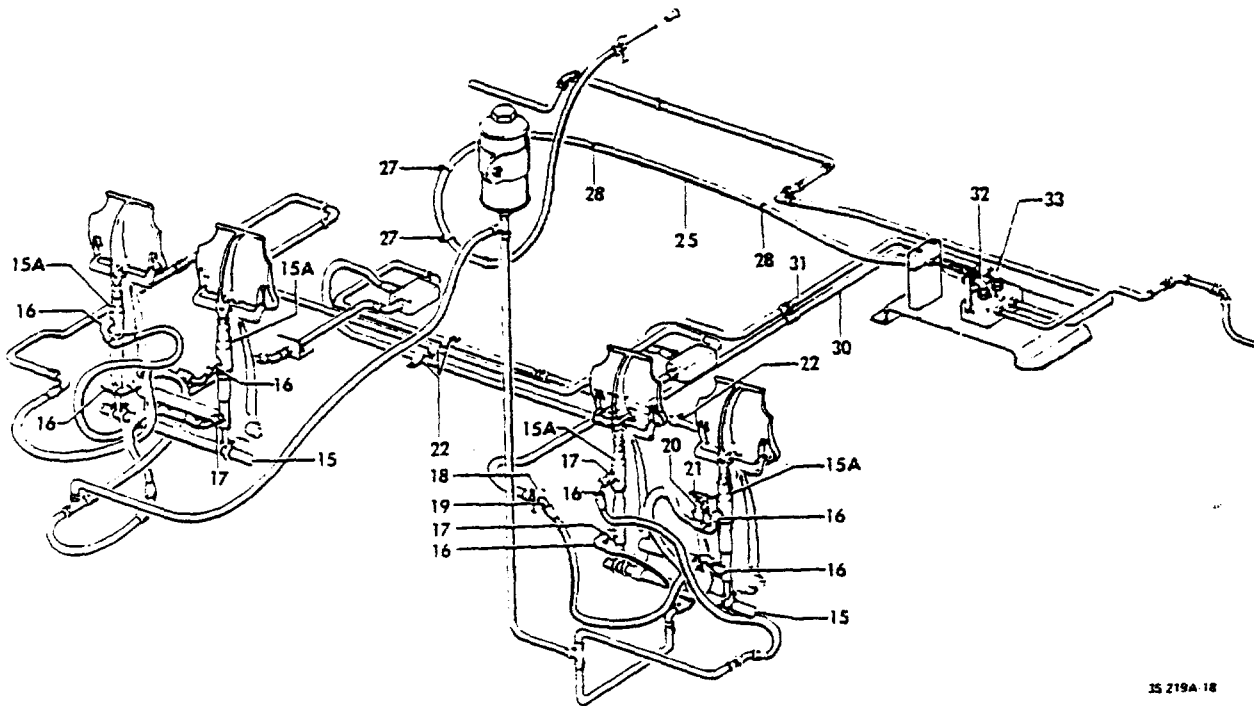
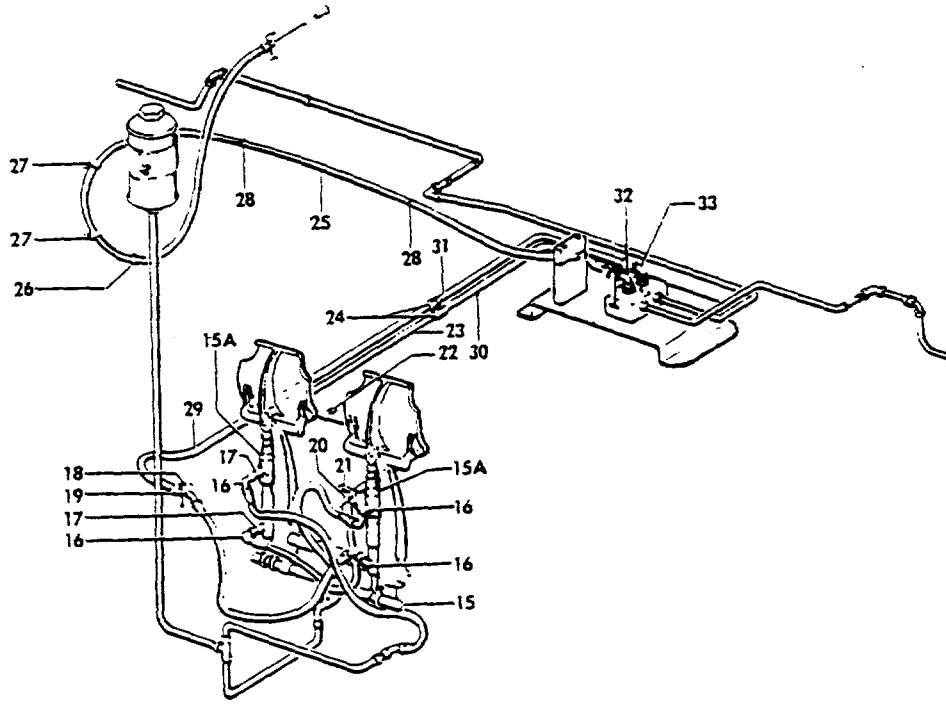


35-219A-17

B E E C H C R A F T
B O N A N Z A V 3 5 B
I L L U S T R A T E D P A R T S C A T A L O G

FIG. & ITEM NO.	PART NO.	DESCRIPTION	UNITS PER ASSY	USABLE ON CODE
219A	35-580002-1	PLUMBING INSTL,SINGLE HYDRAULIC BRAKES.	NP	2
	35-580002-19	PLUMBING INSTL,SINGLE HYDRAULIC BRAKES.	NP	9
	35-580002-35	PLUMBING INSTL,SINGLE HYDRAULIC BRAKES.	NP	10
	35-580002-3	PLUMBING INSTL,DUAL HYDRAULIC BRAKES.	NP	2
	35-580002-25	PLUMBING INSTL,DUAL HYDRAULIC BRAKES.	NP	9
R	35-580002-37	PLUMBING INSTL,DUAL HYDRAULIC BRAKES.	NP	16
R	36-580001-3	PLUMBING INSTL,DUAL HYDRAULIC BRAKES.	NP	14
	35-815180-8	. RESERVOIR ASSY,HYDRAULIC BRAKE FLUID.	1	1
		/ATTACHING PARTS/		
	AN520-10R10	. SCREW	1	
	AN960-10	. WASHER.	1	
	MS20365-1032	. NUT	1	
- 1	112136-12	. . CAN, HYDRAULIC FLUID	1	1
- 2	35-815180-10	. . CAP ASSY,RESERVOIR.	NP	1
		/ORDER 35-815180-8/		
	35-815180-12	. . . CAP,RESERVOIR	1	1
	AN526-632-40	. . . SCREW	1	1
	AN960-6	. . . WASHER.	1	1
	35-815180-6	. . . SPACER.	1	1
	10095100032VA	. . . WASHER.	1	1
	MS20365-632	. . . NUT	1	1
- 3	AN824-40	. TEE /DUAL INSTL ONLY/	1	1
- 4	36-580000-97	. TUBE ASSY	1	11
- 4A	35-580001-65	. TUBE ASSY	1	10
R	36-580000-165	. TUBE ASSY	1	14
- 4B	36-580000-119	. TUBE ASSY	1	10
- 5	AN824-40	. TEE	1	1
	002-580010-3	. TUBE ASSY	1	10
- 6	35-580000-27	. TUBE ASSY	1	11
	002-580013-3	. TUBE ASSY	1	10
- 7	AN837-40	. ELBOW	1	1
	AN960-716L	. WASHER,ELBOW.	1	1
	AN924-40	. NUT,ELBOW	1	1
- 8	35-580000-39	. TUBE ASSY	1	11
	002-580014-3	. TUBE ASSY	1	10
- 9	AN833-40	. ELBOW	1	1
	AN960-716L	. WASHER,ELBOW.	1	1
	AN924-40	. NUT,ELBOW	1	1
- 10	35-580010-5	. HOSE ASSY,PILOT LH PEDAL.	1	4
	330997-140	. HOSE ASSY,PILOT LH PEDAL.	1	5
- 11	35-580010-7	. HOSE ASSY,PILOT RH PEDAL.	1	6
R	330997-0090	. HOSE ASSY,PILOT RH PEDAL.	1	7
R	AN821-40	. ELBOW	4	14
R	NAS557-14A	. GROMMET	1	14
- 12	35-580010-9	. HOSE ASSY,PILOT LH PEDAL.	1	11
	MS28741-0107	. HOSE ASSY,PILOT LH PEDAL.	1	10
- 13	35-580010-3	. HOSE ASSY,PILOT RH PEDAL.	1	11
	MS28741-0107	. HOSE ASSY,PILOT RH PEDAL.	1	10
- 14	R 96-380034-25	. CYLINDER,MASTER /SEE FIG.220/ /SPARES FOR 96-380034-3/ /ATTACHING PARTS/	4	1
R	AN3-10/M/	. BOLT.	2	1
R	AN960-10	. WASHER.	2	1
R	AN310-3	. NUT	2	1
R	MS24665-132	. PIN,COTTER.	2	1
R	MS20392-2C33	. PIN,CLEVIS.	1	
R	MS20392-2C25	. PIN,CLEVIS.	3	
R	NAS43HT3-16	. SPACER.	1	
R	AN960-10	. WASHER.	2	
R	MS24665-132	. PIN	4	

BEECHCRAFT
BONANZA V350
ILLUSTRATED PARTS CATALOG

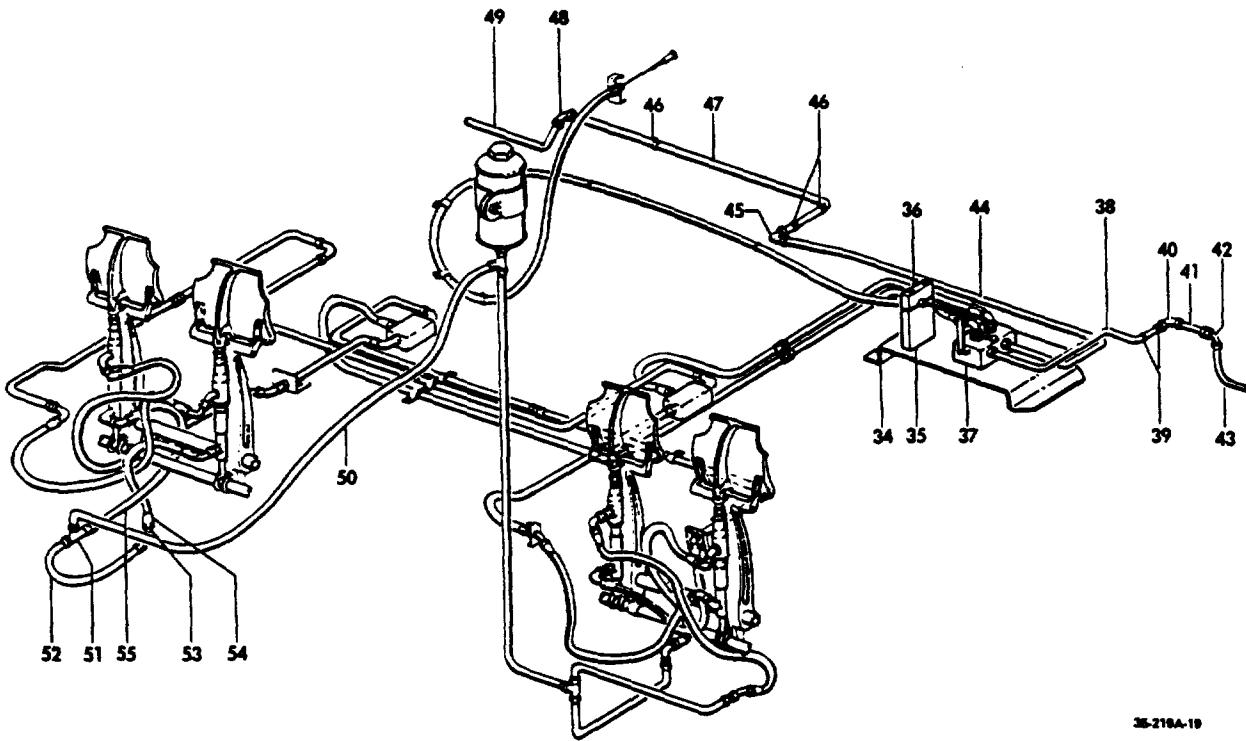
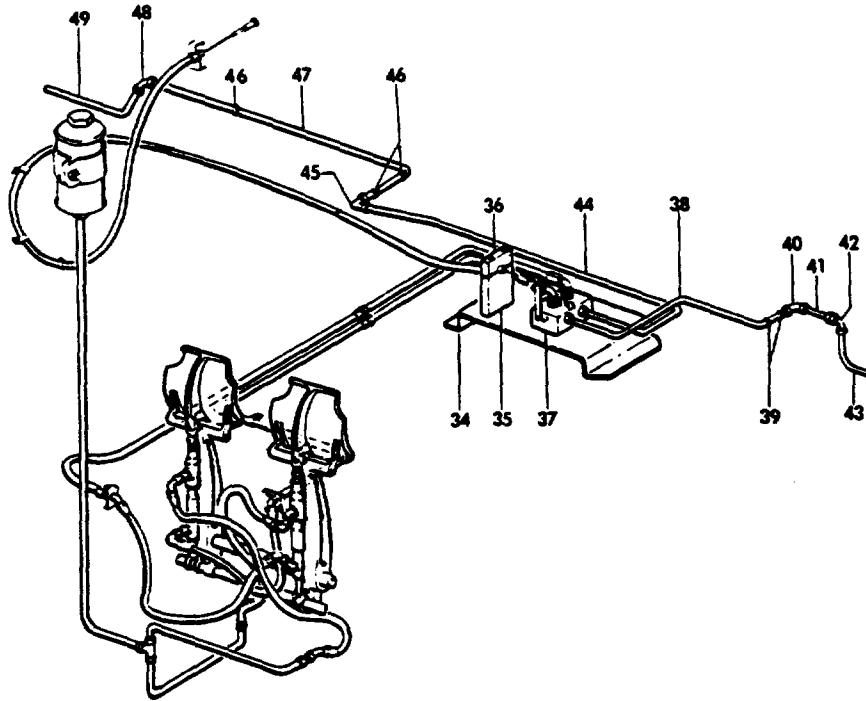


35 219A-18

B E E C H C R A F T
B O N A N Z A V 3 5 B
I L L U S T R A T E D P A R T S C A T A L O G

FIG. & ITEM NO.	PART NO.	DESCRIPTION	UNITS							USABLE ON CODE
			1	2	3	4	5	6	7	
219A - 15	R 25-400359-12	. SUPPORT ASSY, MASTER CYLINDER/DUAL BRAKES/	1	11
	R 002-410033-1	. SUPPORT ASSY, MASTER CYLINDER/DUAL BRAKES/	1	10
	R 35-815006-24	. COVER, MASTER CYLINDER/SINGLE BRAKE/	1	8
- 15A	R 35-815006-24	. COVER, MASTER CYLINDER/DUAL BRAKES/	2	1
- 16	MS20822-4D	. ELBOW, MASTER CYLINDER	6	1
- 17	AN816-4D	. NIPPLE, MASTER CYLINDER	2	1
- 18	35-580012-3	. BRACKET	1	11
	002-410019-25	. BRACKET	1	10
- 19	AN837-4D	. ELBOW	1	1
	AN960-716L	. WASHER, ELBOW	1	1
	AN924-4D	. NUT, ELBOW	1	1
- 20	AN837-4D	. ELBOW	1	1
	AN960-716L	. WASHER, ELBOW	1	1
	AN924-4D	. NUT, ELBOW	1	1
- 21	35-580000-25	. BRACKET	1	1
- 22	739-4	. CLIP	4	1
		/ATTACHING PARTS/								
	AN515-8R7	. SCREW	2	
	AN960-8	. WASHER	2	
	MS20365-832	. NUT	2	
- 23	36-580000-7	. TUBE ASSY /SINGLE BRAKE/	1	11
	002-580012-3	. TUBE ASSY /SINGLE BRAKE/	1	10
- 24	AN832-4D	. UNION	2	1
	AN960-716	. WASHER	2	1
	AN924-4D	. NUT	2	1
- 25	35-380063-11	. CONTROL, PARKING BRAKE	1	2
	35-380063-13	. CONTROL, PARKING BRAKE	1	3
- 26	AN742-3	. CLAMP	1	1
		/ATTACHING PARTS/								
	AN515-8R8	. SCREW	1	
	AN960-8	. WASHER	1	
	NAS1329A08K120	. RIVNUT	1	
	MS20365-832	. NUT	1	
- 27	739-4	. CLIP	2	1
		/ATTACHING PARTS/								
	AN515-8R6	. SCREW	2	
	AN960-8	. WASHER	2	
	MS20365-832	. NUT	2	
- 28	115005-1	. GROMMET	2	1
- 29	36-580000-41	. TUBE ASSY /SINGLE BRAKE/	1	11
	002-580011-3	. TUBE ASSY /SINGLE BRAKE/	1	10
- 30	36-580000-103	. TUBE ASSY	1	2
	35-580002-15	. TUBE ASSY	1	9
	35-580002-29	. TUBE ASSY	1	10
	R 35-580002-57	. TUBE ASSY	1	15
- 31	36-580000-83	. TUBE ASSY	1	11
	35-580002-27	. TUBE ASSY	1	10
	R 35-580002-55	. TUBE ASSY	1	15
- 32	MS20823-4D	. ELBOW	1	1
- 33	MS20822-4D	. ELBOW	1	1

BEECHCRAFT
BONANZA V35B
ILLUSTRATED PARTS CATALOG



35-219A-10

B E E C H C R A F T
B O N A N Z A V 3 5 8
I L L U S T R A T E D P A R T S C A T A L O G

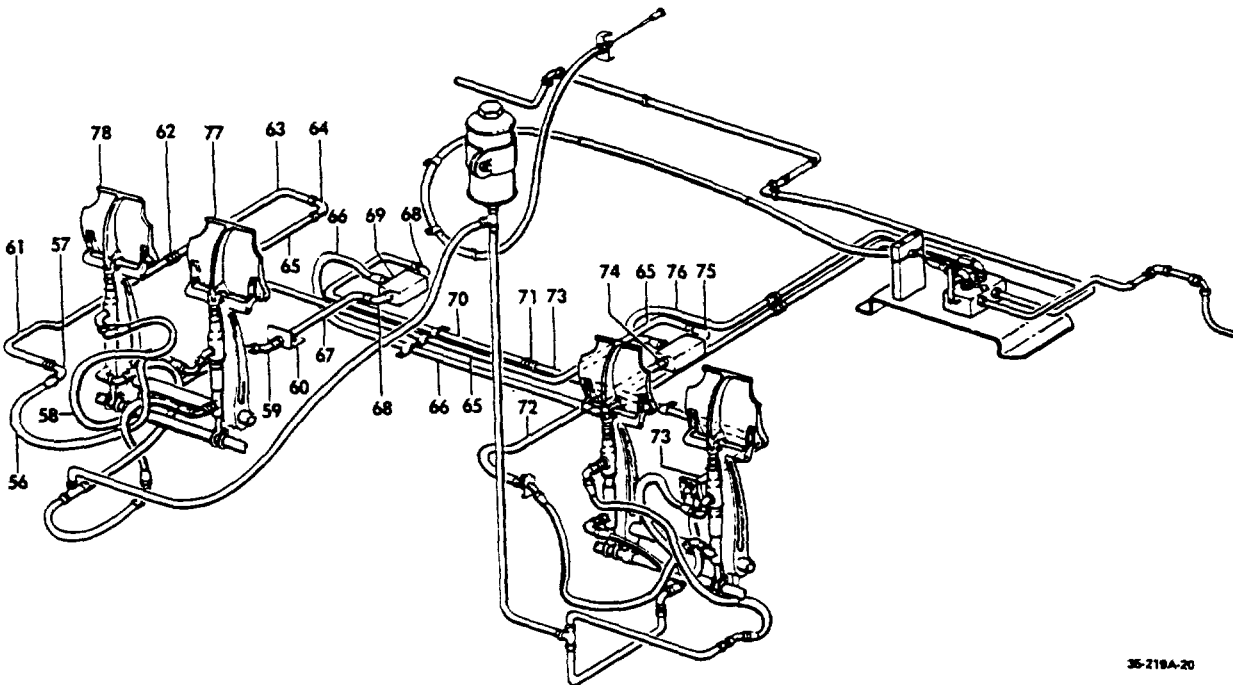
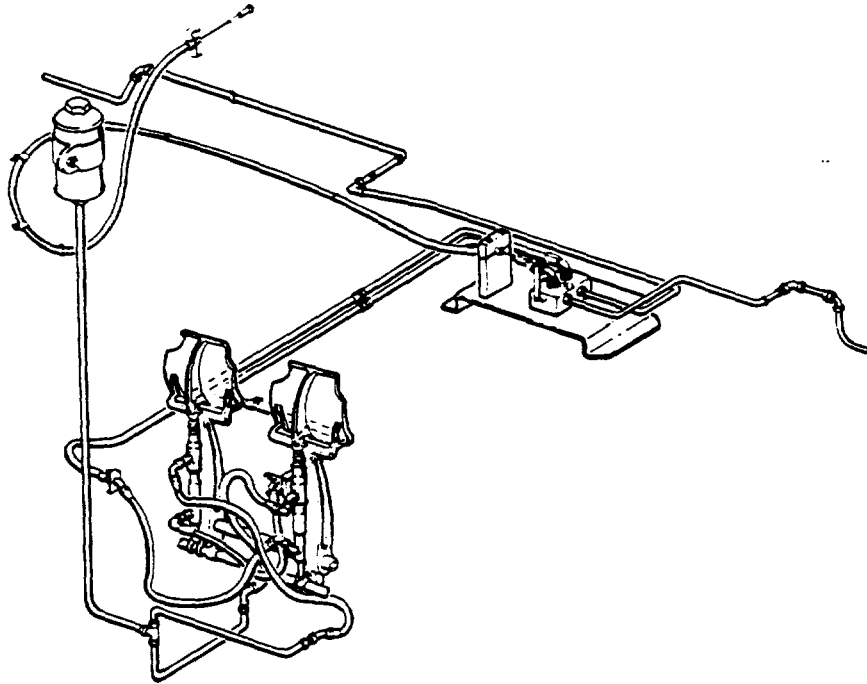
FIG. & ITEM NO.	PART NO.	DESCRIPTION	UNITS PER ASSY	USABLE ON CODE
219A	36-580012	. BRACKET ASSY, PARKING BRAKE CONTROL	1	2
- 34	35-580017-1	. BRACKET ASSY, PARKING BRAKE CONTROL	1	3
	36-580000-81	. BRACKET	1	2
	35-580017-3	. BRACKET	1	3
	NAS697A3	. NUTPLATE	4	1
- 35	36-580000-93	. BLOCK	1	1
- 36	36-580000-91	. BLOCK	1	1
		/ATTACHING PARTS/		
	AN3-23A/M/	. BOLT	2	
	AN960-10L	. WASHER	2	

	AN3-3A/M/	. BOLT	1	1
	AN345-10	. NUT	1	1
	36-580011	. SWIVEL	1	1
	AN960-10L	. WASHER	2	1
	MS24665-153	. PIN, COTTER	1	1
- 37	HE7002-3	. VALVE ASSY, PARKING BRAKE /SEE FIG. 222/	1	1
R	60-10	. VALVE ASSY, PARKING BRAKE /SEE FIG. 222/	1	1
		/ALTERNATE FOR HE7002-3/ /ATTACHING PARTS/		
	AN3-12A/M/	. BOLT	2	
	AN960-10	. WASHER	6	

- 38	35-580013	. TUBE ASSY	1	2
	35-580002-21	. TUBE ASSY	1	3
R	35-580002-51	. TUBE	1	15
- 39	AN931-7-11	. GROMMET	2	1
- 40	AN821-4D	. ELBOW	1	1
- 41	36-580000-15	. TUBE ASSY	1	1
- 42	AN833-4D	. ELBOW	2	1
	AN960-716	. WASHER, ELBOW	2	1
	AN924-40	. NUT, ELBOW	2	1
- 43	35-815006-12	. TUBE ASSY	1	1
R	36-580000-131	. PLUMBING ASSY, WING/LH/.	1	14
- 44	35-580014	. TUBE ASSY	1	2
	35-580002-23	. TUBE ASSY	1	3
R	35-580002-53	. TUBE ASSY	1	15
- 45	AN821-4D	. ELBOW	1	1
- 46	AN742-6C	. CLAMP	2	1
		/ATTACHING PARTS/		
	AN520-10R8	. SCREW	1	
	AN960-10L	. WASHER	1	
	MS20365-1032	. NUT	1	

- 47	35-815006-10	. TUBE ASSY	1	1
- 48	AN837-4D	. ELBOW	1	1
- 49	35-815006-13	. TUBE ASSY	1	1
K	36-580000-133	. PLUMBING ASSY, WING/RH/.	1	14
- 50	36-580000-101	. TUBE ASSY /DUAL BRAKES/	1	1
R	36-580000-167	. TUBE ASSY	1	14
- 51	AN80404	. TEE	1	1
	AN960-716L	. WASHER, TEE	1	1
	AN924-40	. NUT, TEE	1	1
- 52	35-580001-11	. TUBE ASSY /DUAL BRAKES/	1	1
- 53	AN833-40	. ELBOW	1	1
	AN960-716L	. WASHER, ELBOW	1	1
	AN924-40	. NUT, ELBOW	1	1
- 54	330997-4-0124	. HOSE ASSY, COPILOT LH PEDAL	1	1
- 55	330997-4-0150	. HOSE ASSY, COPILOT RH PEDAL	1	1

BEECHCRAFT
BONANZA V358
ILLUSTRATED PARTS CATALOG



35-219A-20

B E E C H C R A F T
B O N A N Z A V 3 5 B
I L L U S T R A T E D P A R T S C A T A L O G

FIG. & ITEM NO.	PART NO.	DESCRIPTION	UNITS PER ASSY							USABLE ON CODE
			1	2	3	4	5	6	7	
219A - 56	35-580010-11	. HOSE ASSY, COPILOT LH PEDAL.							1	11
	MS28741-4-0130	. HOSE ASSY, COPILOT LH PEDAL.							1	10
- 57	AN837-4D	. ELBOW							1	1
	AN960-716L	. WASHER, ELBOW.							1	1
	AN924-4D	. NUT, ELBOW							1	1
- 58	35-580010-1	. HOSE ASSY, COPILOT RH PEDAL.							1	11
	MS28741-4-0107	. HOSE ASSY, COPILOT RH PEDAL.							1	10
- 59	AN833-4D	. ELBOW							1	1
	AN960-716L	. WASHER, ELBOW.							1	1
	AN924-4D	. NUT, ELBOW							1	1
- 60	35-580011-1	. BRACKET							1	1
		/ATTACHING PARTS/								
	AN520-10R8	. SCREW							2	
	MS20365-1032	. NUT							2	
- 61	35-580001-27	. TUBE ASSY							1	1
- 62	AN815-4D	. UNION							1	1
- 63	35-580001-35	. TUBE ASSY							1	1
- 64	AN821-4D	. ELBOW							1	1
- 65	35-580001-71	. TUBE ASSY							1	1
- 66	36-580000-169	. TUBE ASSY							1	1
- 67	36-580000-171	. TUBE ASSY							1	1
- 68	MS20822-4D	. ELBOW							1	1
- 69	50-380079	. VALVE, SHUTTLE /SEE FIG.221/							2	12
	101-388004-11	. VALVE, SHUTTLE/SEE FIG.221A/							2	13
- 70	36-580000-173	. TUBE ASSY							1	1
- 71	AN815-4D	. UNION							4	1
- 72	36-580000-155	. TUBE ASSY							1	1
	R 36-580000-153	. TUBE ASSY							1	14
- 73	35-580000-15	. TUBE ASSY							1	1
- 74	AN816-4D	. NIPPLE							1	1
- 75	MS20822-4D	. ELBOW							1	1
- 76	36-580000-57	. TUBE ASSY							1	1
- 77	95-810019-43	. PEDAL, LH COPILOT /DUAL BRAKES/.							1	1
- 78	35-524011	. PEDAL, RH COPILOT /DUAL BRAKES/.							1	11
	002-524011-1	. PEDAL /LH & RH/ /SINGLE & DUAL BRAKES/.							2	10
		/ATTACHING PARTS/								
	AN3-10/M/	. BOLT.							2	
	AN960-10	. WASHER.							2	
	AN310-3	. NUT							2	
	MS24665-132	. PIN, COTTER.							2	
		/ATTACHING PARTS/								
	95-524018-31	. ROD ASSY, PUSH							2	11
	002-410043-1	. ROD ASSY, PUSH							2	10

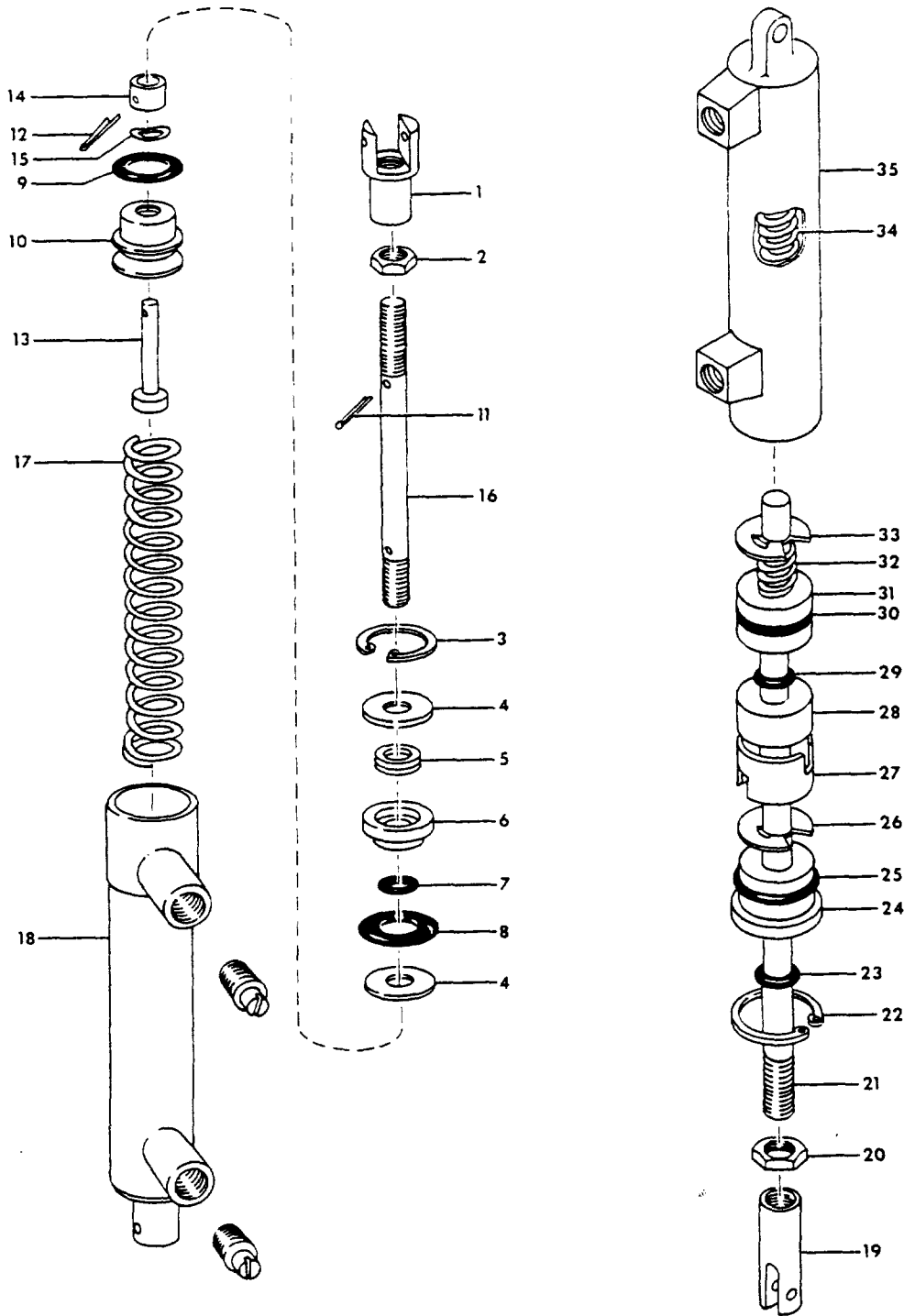
C O D E S O F E F F E C T I V I T Y

1 D-9126 AND AFTER	2 D-9126 THRU D-9312
3 D-9313 AND AFTER	4 D-9126 THRU D-9316
5 D-9317 AND AFTER	6 D-9126 THRU D-9362
7 D-9363 AND AFTER	8 D-9126 THRU D-9287
9 D-9313 THRU D-9468, EXCEPT D-9439	10 D-9439, D-9469 AND AFTER
11 D-9126 THRU D-9468 EXCEPT D-9439	12 D-9126 THRU D-10097
13 D-10098 THRU D-10208	14 D-10209 AND AFTER
15 D-9787, D-9792 AND AFTER	16 D-9439, D-9469 THRU D-10208

B E E C H C R A F T
B O N A N Z A V 3 5 B
I L L U S T R A T E D P A R T S C A T A L O G

FIGURE 220
BRAKE MASTER CYLINDER

BEECHCRAFT
 BONANZA V35B
 ILLUSTRATED PARTS CATALOG



35-220-3

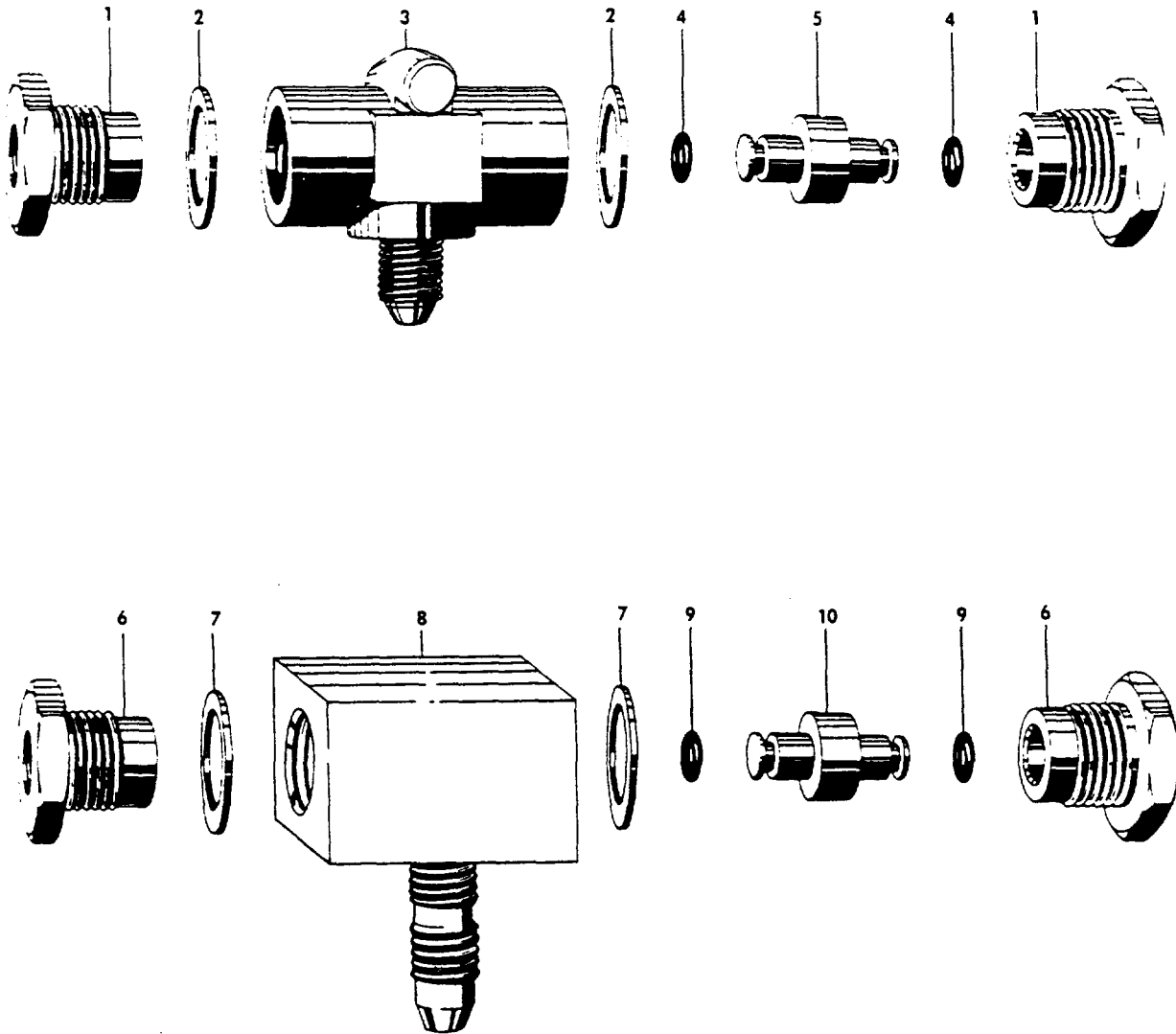
B E E C H C R A F T
B O N A N Z A V 3 5 B
I L L U S T R A T E D P A R T S C A T A L O G

FIG. & ITEM NO.	PART NO.	DESCRIPTION							UNITS PER ASSY	USABLE ON CODE
		1	2	3	4	5	6	7		
220	R 96-380034-3	CYLINDER ASSY, HYDRAULIC BRAKE /PARAMONT/							NP	
	VV15-625-2	. . . CYLINDER ASSY, HYDRAULIC BRAKE							4	
- 1	A57G400	. . . CLEVIS							1	
- 2	AN316-5	. . . NUT							1	
- 3	5000-77	. . . RING, TRUARC SNAP.							1	
- 4	A57G395	. . . WASHER, RETAINING.							2	
- 5	A57G401	. . . WIPER, ROD							1	
- 6	A57G399	. . . BUSHING, ROD GUIDE							1	
- 7	AN622786	. . . O RING							1	
- 8	AN6227811	. . . O RING							1	
- 9	AN622789	. . . O RING							1	
- 10	A57G394	. . . PISTON ASSY, ROD							1	
- 11	AN380-2C2	. . . PIN, COTTER							1	
- 12	A606	. . . PIN, MODIFIED COTTER							1	
- 13	A57G113	. . . VALVE ASSY.							1	
- 14	A57G011	. . . STOP, VALVE.							1	
- 15	3502-18-24-0511	. . . WASHER, SPRING							1	
- 16	A57G396	. . . PISTON & ROD ASSY							1	
- 17	A505	. . . SPRING.							1	
- 18	A57G393	. . . BRAZE ASSY, CYLINDER							1	
	96-380034-3	CYLINDER ASSY, HYDRAULIC BRAKE /GERDES/							NP	
	A110	. . . CYLINDER ASSY, HYDRAULIC BRAKE							4	
- 19	A091A	. . . CLEVIS							1	
- 20	AN316-5	. . . NUT, LOCK.							1	
- 21	A137A2	. . . SHAFT							1	
- 22	N5000-68MD	. . . RING, TRUARC SNAP.							1	
- 23	2-011	. . . O RING.							1	
- 24	AN104A	. . . CAP, END AND BEARING							1	
- 25	11-014	. . . O RING.							1	
- 26	X5133-21	. . . RING, TRUARC SNAP.							1	
- 27	A086A	. . . COLLAR, THRUST							1	
- 28	A138A	. . . SPACER.							1	
- 29	2-008	. . . O RING.							1	
- 30	2-111	. . . O RING.							1	
- 31	A497A	. . . PISTON.							1	
- 32	A113A	. . . SPRING.							1	
- 33	X5133-21	. . . RING, TRUARC SNAP.							1	
- 34	A323A	. . . SPRING.							1	
- 35	A107A	. . . HOUSING							1	

B E E C H C R A F T
B O N A N Z A V 3 5 B
I L L U S T R A T E D P A R T S C A T A L O G

FIGURE 221
BRAKE SHUTTLE VALVE
D-9069 THRU D-10097

BEECHCRAFT
BONANZA V35B
ILLUSTRATED PARTS CATALOG



33-221-1

B E E C H C R A F T
B O N A N Z A V 3 5 B
I L L U S T R A T E D P A R T S C A T A L O G

FIG. & INDEX NO.	PART NO.	DESCRIPTION							UNITS PER ASSY	USABLE ON CODE
		1	2	3	4	5	6	7		
221	50-380079-1	VALVE,SHUTTLE/ORDER 101-388004-11/.							NP	1
		/SEE FIGURE 221A/								
- 1	A102-15	. FITTING,END							2	1
- 2	HL5	. GASKET.							2	1
- 3	A101-22	. BODY,VALVE.							1	1
- 4	HL214	. O RING.							2	1
- 5	HL837	. PISTON.							1	1
	50-380079-3	VALVE,SHUTTLE/ORDER 101-388004-11/.							NP	1
		/SEE FIGURE 221A/								
- 6	A-SA408	. FITTING,END							2	1
- 7	A-SA405	. WASHER.							2	1
- 8	A-SA406	. BODY,VALVE.							1	1
- 9	AN622783	. O RING.							2	1
- 10	A-SA407	. PISTON.							1	1

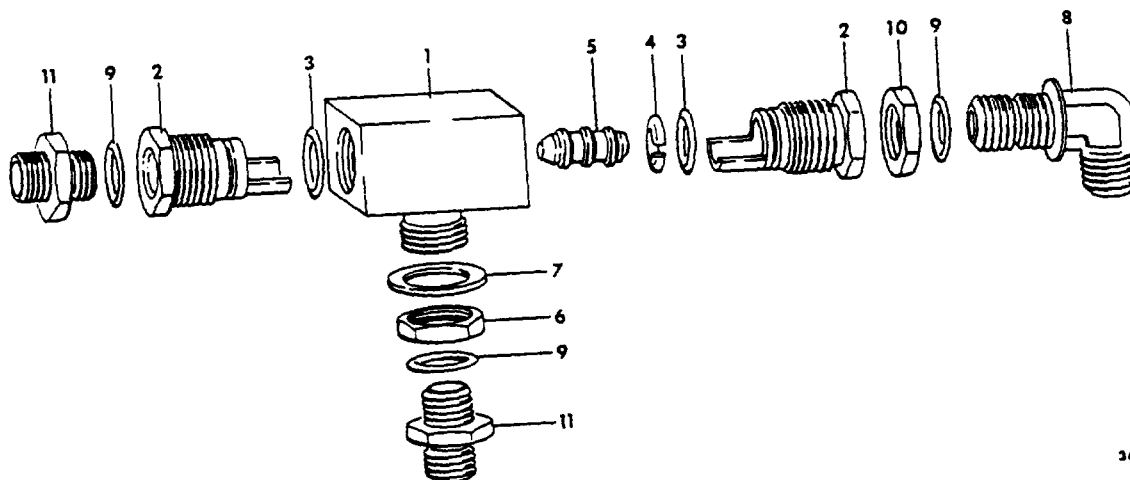
C O D E S O F E F F E C T I V I T Y

1 0-9069 THRU 0-10097

B E E C H C R A F T
B O N A N Z A V 3 5 8
I L L U S T R A T E D P A R T S C A T A L O G

FIGURE 221A
BRAKE SHUTTLE VALVE
D-10098 THRU D-10208

BEECHCRAFT
BONANZA V35B
ILLUSTRATED PARTS CATALOG



36-221A-2

B E E C H C R A F T
B O N A N Z A V 3 5 B
I L L U S T R A T E D P A R T S C A T A L O G

FIG. & INDEX NO.	PART NO.	DESCRIPTION							UNITS PER ASSY	USABLE ON CODE
		1	2	3	4	5	6	7		
221A	101-388004-11	VALVE,SHUTTLE	1	1
- 1	92056	. HOUSING	1	1
- 2	95094	. FITTING,END	2	1
- 3	MS28775-015	. O-RING	2	1
- 4	95103	. SPRING	1	1
- 5	92112	. POPPET	1	1
- 6	AN924-8D	. NUT	1	1
- 7	10095100064VC	. WASHER	1	1
- 8	AN833-4D	ELBOW	2	1
- 9	MS28778-4	O-RING	3	1
- 10	AN924-4D	NUT	1	1
- 11	AN814-4D	UNION	2	1

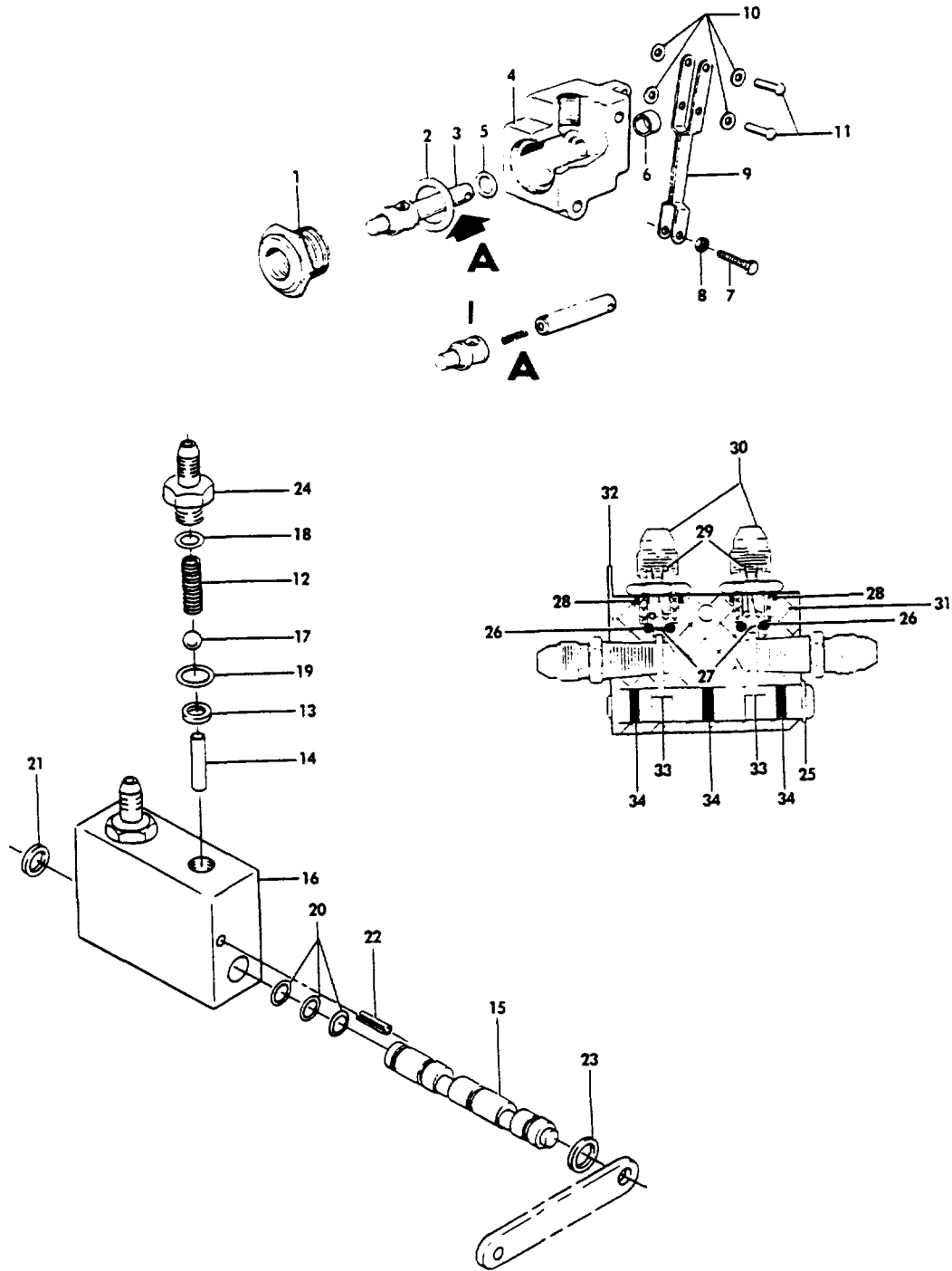
C O D E S O F E F F E C T I V I T Y

1 D-10098 THRU D-10208

BEECHCRAFT
BONANZA V358
ILLUSTRATED PARTS CATALOG

FIGURE 222
PARKING BRAKE VALVE

BEECHCRAFT
 BONANZA V35B
 ILLUSTRATED PARTS CATALOG



35-222-3

B E E C H C R A F T
B O N A N Z A V 3 5 B
I L L U S T R A T E D P A R T S C A T A L O G

FIG. & INDEX NO.	PART NO.	DESCRIPTION	1 2 3 4 5 6 7							UNITS PER ASSY	USABLE ON CODE
			1	2	3	4	5	6	7		
222	35-380065-1	VALVE ASSY,PARKING BRAKE.	1	1
- 1	A164-669	. VALVE ASSY,CHECK.	1	1
- 2	HL200	. GASKET.	1	1
- 3	A164-454	. PISTON ASSY.	1	1
- 4	A164-668	. BODY ASSY.	1	1
- 5	HL336	. O RING.	1	1
- 6	A150-126	. SPACER.	1	1
- 7	A114-176	. SCREW.	1	1
- 8	A115-62	. NUT,LOCK.	1	1
- 9	A104-188	. LEVER ASSY.	1	1
- 10	A117-133	. WASHER.	4	1
- 11	A132-179	. PIN,COTTER.	2	1
	HE7002-3	VALVE ASSY,PARKING BRAKE.	1	2
- 12	HE1793	. SPRING.	2	2
- 13	HE1902	. SEAL.	2	2
- 14	HE1903	. PIN.	2	2
- 15	HE1905-1	. LEVER ASSY,CAM.	1	2
- 16	HE1906	. BODY,VALVE.	1	2
- 17	7/32 D1A	. BALL,STEEL.	2	2
- 18	AN6290-4	. O RING.	2	2
- 19	AN6227B7	. O RING.	2	2
- 20	AN6227B5	. O RING.	3	2
- 21	5100-37	. RING,RETAINING.	1	2
- 22	79-022-094-0375	. PIN,ROLL.	1	2
- 23	HE1373	. WASHER.	1	2
- 24	HE1900-4	. FITTING.	2	2
	A850-8	VALVE ASSY,PARKING BRAKE. /ALTERNATE FOR HE7002-3/	1	2
	21-5-125-0250	. PIN,ROLL.	1	2
- 25	5100-37	. RING,SNAP.	1	2
- 26	2-008	. O RING.	2	2
- 27	7/32 D1A	. BALL,STEEL.	2	2
- 28	AN6290-4	. O RING /BOSS GASKET/.	2	2
- 29	A577A	. SPRING.	2	2
- 30	A867A	. FITTING.	2	2
- 31	A889A	. HOUSING,VALVE.	1	2
- 32	A865A1	. CAMSHAFT ASSY.	1	2
- 33	28420-093-10	. PIN,DOMELL.	2	2
- 34	2-010	. O RING.	3	2

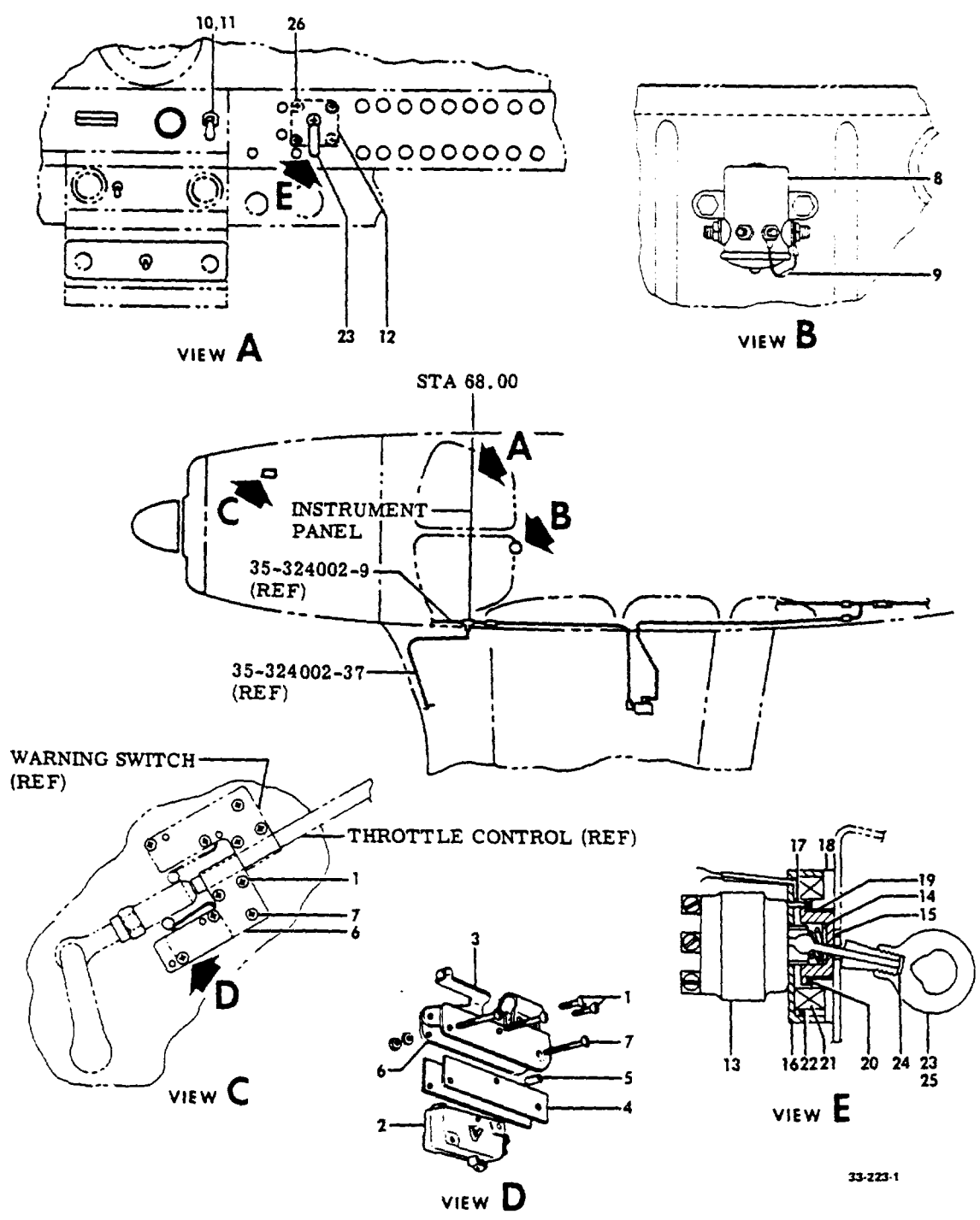
C O D E S O F E F F E C T I V I T Y

1 D-9069 THRU D-9125 2 D-9126 AND AFTER

BEECHCRAFT
BONANZA V35B
ILLUSTRATED PARTS CATALOG

FIGURE 223
LANDING GEAR SAFETY SYSTEM

BEECHCRAFT
 BONANZA V35B
 ILLUSTRATED PARTS CATALOG

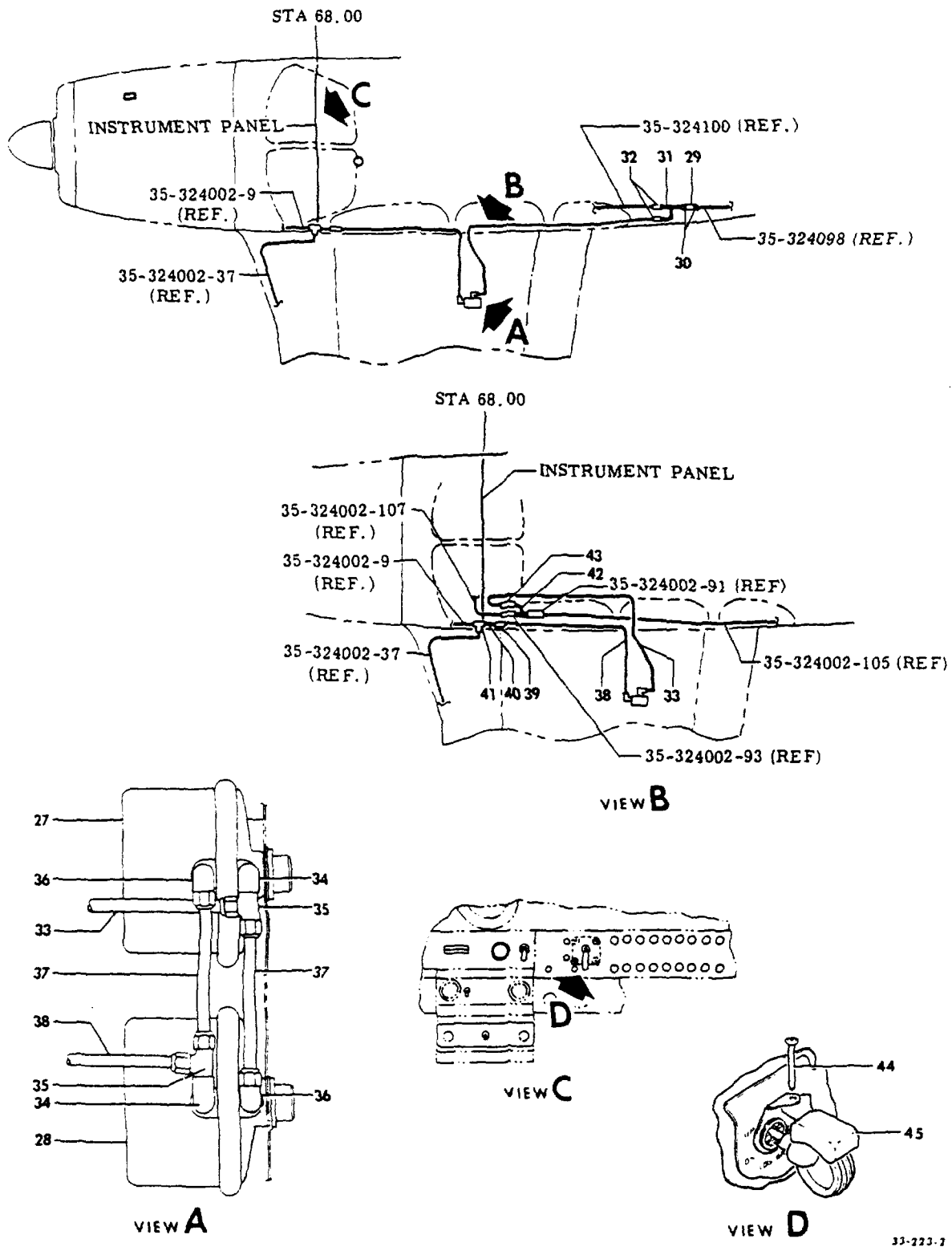


33-223-1

B E E C H C R A F T
B O N A N Z A V 3 5 B
I L L U S T R A T E D P A R T S C A T A L O G

FIG. & ITEM NO.	PART NO.	DESCRIPTION	UNITS PER ASSY							USABLE ON CODE	
			1	2	3	4	5	6	7		
223	35-364170-13 35-364153-606	EQUIPMENT INSTL, LANDING GEAR SAFETY SYSTEM.								NP	
		. SWITCH ASSY, LANDING GEAR SAFETY								1	
		/ATTACHING PARTS/									
- 1	AN515-4R6	. SCREW								2	
	AN960-4	. WASHER								2	
	MS20365-440	. NUT								2	
- 2	V3-1	. . SWITCH, LANDING GEAR SAFETY.								1	
- 3	JV5	. . ACTUATOR, SWITCH								1	
- 4	35-369131	. . INSULATOR, SWITCH.								2	
- 5	10293301ZA0410	. . SPACER.								1	
- 6	35-369124-3	. . BRACKET								1	
- 7	AN515-4R12	. . SCREW								3	
	AN960-4	. . WASHER.								6	
	MS20365-440	. . NUT								3	
- 8	70-111224	. RELAY/14 VOLT/.								1	3
	50-380048-1	. RELAY/28 VOLT/.								1	4
	50-380048-3	. RELAY/28 VOLT/.								1	5
		/ATTACHING PARTS/									
	AN3-10/M/	. BOLT.								2	
	AN960-10	. WASHER.								4	
	MS20365-1032	. NUT								2	
- 9	35-361028-603 1N4004	. HARNESS ASSY, LANDING GEAR SAFETY SYSTEM								1	
- 10	35-380053-11	. . RECTIFIER								1	
- 11	96-384050-7	. SWITCH, LANDING GEAR SAFETY SYSTEM TEST.								1	
- 12	35-364171-1	. KNOB, SWITCH								1	3
	35-364171-27	. SWITCH ASSY, LANDING GEAR SAFETY/14 V/								1	4
		/ATTACHING PARTS/									
	AN507-6R8	. SCREW								2	
- 13	35-364171-7	. . SWITCH.								1	3
- 14	R 35-364171-3	. . SPRING.								1	
- 15	35-364171-9	. . LATCH, SOLENOID.								1	3
	35-364171-11	. . HOUSING ASSY.								1	3
- 16	35-364171-21	. . HOUSING								1	3
- 17	35-364171-19	. . PIN								1	3
	35-364171-13	. . CAP ASSY.								1	3
- 18	35-364171-17	. . CAP								1	3
- 19	35-364171-15	. . BEARING, SLEEVE.								1	3
	60-364011-13	. . CAP, ASSY.								1	4
	R 60-364011-3	. . CAP								1	4
	R 60-364011-21	. . BEARING, SLEEVE.								1	4
- 20	1050900050-12G	. . WASHER.								1	3
- 21	35-380079-1	. . COIL ASSY, LANDING GEAR SAFETY SWITCH/14 V/.								1	3
	35-380079-7	. . COIL ASSY, LANDING GEAR SAFETY SWITCH/28 V/.								1	4
- 22	AN6227827	. . O RING.								1	
	35-364171-25	. . LEVER ASSY, LANDING GEAR SWITCH.								1	
- 23	118665	. . LEVER, LANDING GEAR SWITCH								1	
- 24	35-364171-23	. . SPACER.								1	
- 25	AN565D8H2	. . SCREW, SET								1	
- 26	AN507-632R5	. . SCREW								2	
	R MS9048-003	. . PIN, ROLL.								1	4

BEECHCRAFT
 BONANZA V358
 ILLUSTRATED PARTS CATALOG



B E E C H C R A F T
B O N A N Z A V 3 5 B
I L L U S T R A T E D P A R T S C A T A L O G

FIG. & ITEM NO.	PART NO.	DESCRIPTION	1 2 3 4 5 6 7							UNITS PER ASSY	USABLE ON CODE
			1	2	3	4	5	6	7		
223 - 27	90-380010-3	. SWITCH,PRESSURE								1	
- 28	35-380092-11	. SWITCH,PRESSURE								1	1
	90-380010-5	. SWITCH,PRESSURE								1	2
	AN960-1416	. WASHER /USE AS SHIMS FOR SWITCHES/								AR	
	35-364170-5	. FLIGHT MANUAL SUPPLEMENT,FAA APPROVED								1	
	35-324002-123	. LINES INSTL,PITOT & INSTRUMENT.								NP	
- 29	35-324002-75	. HOSE								1	
- 30	AN737RM22	. CLAMP								2	
- 31	35-324002-57	. TUBE ASSY								1	
- 32	35-324392-47	. SPLICE,TUBE								2	
- 33	35-324002-71	. TUBE,STATIC LINE TO PRESSURE SWITCH								1	
- 34	AN914-10	. ELBOW								2	
- 35	271P1/4 X 1/8	. TEE								2	
- 36	269P1/4 X 1/8	. ELBOW								2	
- 37	35-324002-73	. TUBE,PRESSURE SWITCH CONNECTING								2	
- 38	35-324002-49	. TUBE,PRESSURE SWITCH TO PITOT LINE.								1	
- 39	35-324392-47	. SPLICE,TUBE								1	
- 40	35-324002-53	. TUBE ASSY								1	
- 41	AN824-40	. TEE								1	
- 42	35-324002-85	. WELD ASSY								1	
- 43	35-324002-93	. SPLICE.								1	
	R 36-810021-1	BRACKET ASSY,LANDING GEAR SWITCH GUARD.								1	6
- 44	R 36-810021-15	. PIN								1	6
- 45	R 36-810022-1	. GUARD								1	6
	R 36-810020-1	. SPRING								1	6
	R 61000-9ST-PA	. RING,RETAINING.								1	6
	R 36-810021-3	. BRAZE ASSY.								1	6
	R 58-8001-1 S	KIT INFORMATION,LANDING GEAR SWITCH GUARD								1	7

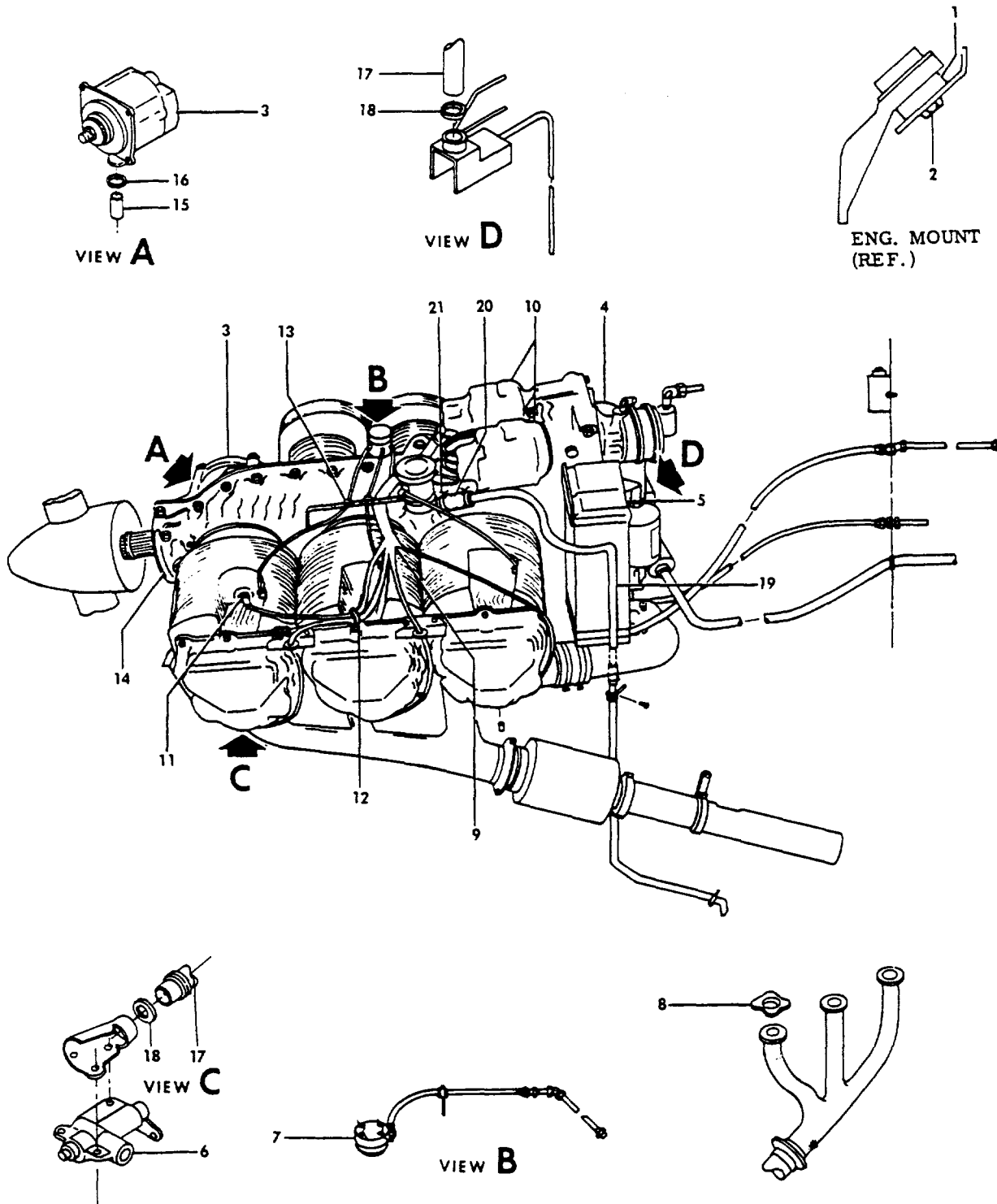
C O D E S O F E F F E C T I V I T Y

- | | | | |
|---|---------------------------------------|---|-------------------------------|
| 1 | D-9069 THRU D-9389 | 2 | D-9390 AND AFTER |
| 3 | D-9069 THRU D-10119
EXCEPT D-10097 | 4 | D-10097,
D-10120 AND AFTER |
| 5 | D-9947 THRU D-10119
EXCEPT D-10097 | 6 | D-10396 AND AFTER |
| 7 | D-9069 THRU D-10395 | | |

BEECHCRAFT
BONANZA V35B
ILLUSTRATED PARTS CATALOG

FIGURE 241
POWER PLANT
D-9069 THRU D-9775

BEECHCRAFT
 BONANZA V35B
 ILLUSTRATED PARTS CATALOG

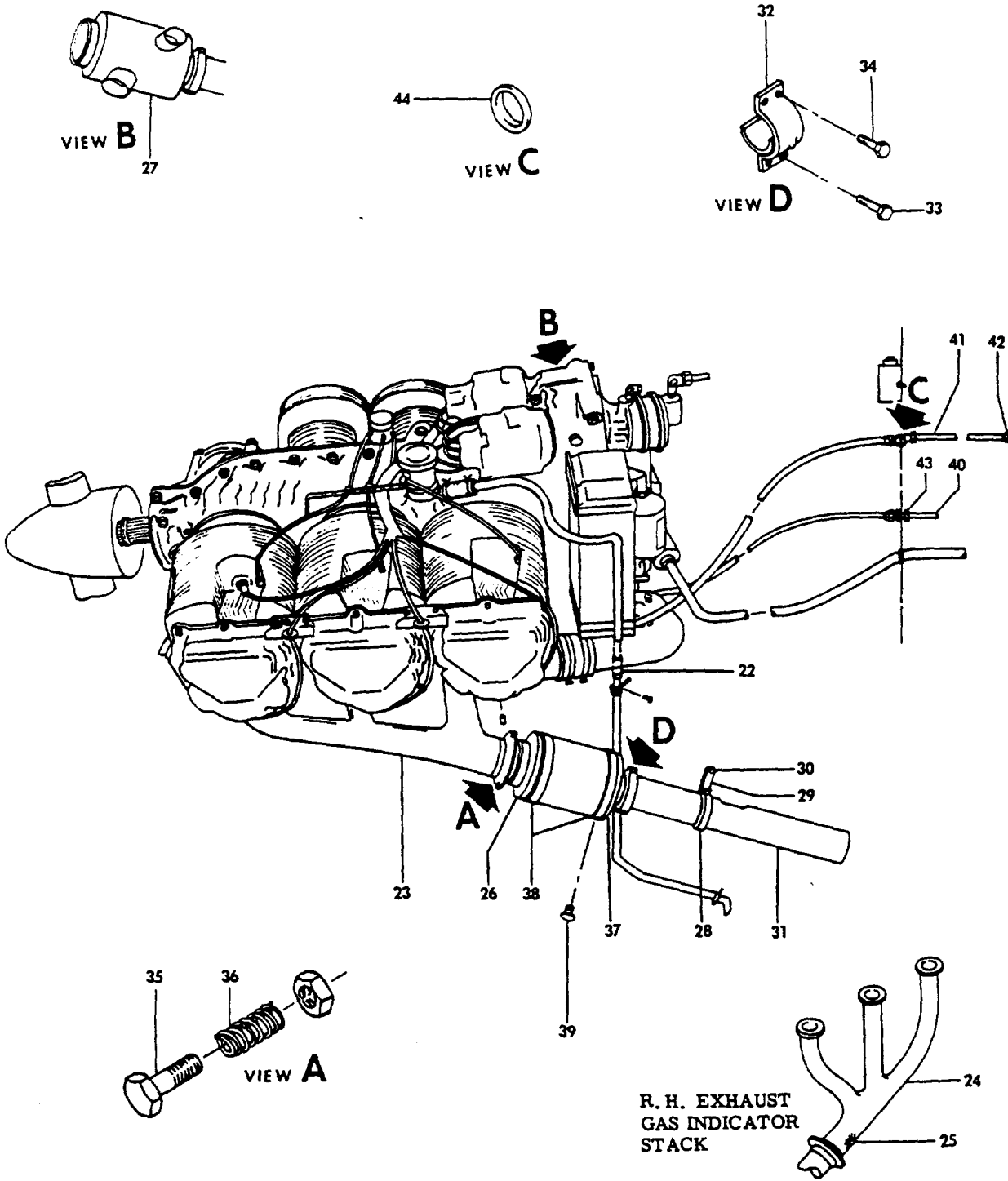


35-241-1

B E E C H C R A F T
B O M A N Z A V 3 5 B
I L L U S T R A T E D P A R T S C A T A L O G

FIG. & INDEX NO.	PART NO.	DESCRIPTION	UNITS PER ASSY	USABLE ON CODE
		1 2 3 4 5 6 7		
241	35-910007	POWER PLANT INSTL /CANTED/	NP	1
	35-910007-19	POWER PLANT INSTL /CANTED/ /MCCAULEY,2 BLADED PROPELLER/	NP	6
	35-910007-23	POWER PLANT INSTL /CANTED/ /MCCAULEY,2 BLADED PROPELLER/	NP	8
	35-910007-27	POWER PLANT INSTL /CANTED/ /HARTZELL,2 BLADED PROPELLER/	NP	4
	35-910007-7	POWER PLANT INSTL /CANTED/ /HARTZELL,2 BLADED PROPELLER/	NP	1
	35-910007-17	POWER PLANT INSTL /CANTED/ /HARTZELL,3 BLADED PROPELLER/	NP	5
	35-910007-21	POWER PLANT INSTL /CANTED/ /MCCAULEY,3 BLADED PROPELLER/	NP	7
	35-910007-25	POWER PLANT INSTL /CANTED/ /MCCAULEY,3 BLADED PROPELLER/	NP	9
	35-910007-29	POWER PLANT INSTL /CANTED/ /HARTZELL,3 BLADED PROPELLER/	NP	4
	35-910007-601	POWER PLANT ASSY /CANTED/	1	15
- 1	I052088	ENGINE ASSY/SPEC 12/	1	15
	J10520-1	MOUNTING KIT. /NOT INTERCHANGABLE WITH 7351231/	4	15
	7351231	MOUNTING KIT. /NOT INTERCHANGABLE WITH J10520-1/ /ATTACHING PARTS/	4	15
- 2	AN7-36A/M/	BOLT.	1	
	AN960-716	WASHER.	1	
	MS20365-720/M/	NUT	1	
	79-028-125-1250	PIN,ROLL.	1	
- 3	ALX9405	ALTERNATOR /SEE FIG.359/.	1	15
	ALE1012NS	BRUSH SET,ALTERNATOR.	1	15
- 4	MCL6501	STARTER /SEE FIG.357/	1	15
	MHD2012S	BRUSH SET,STARTER	1	15
- 5	632210	COOLER,OIL.	1	15
	634063	COOLER,OIL /ALTERNATE FOR 632210/	1	15
	633277	COOLER,OIL /ALTERNATE FOR 632210/	1	15
	635996	COOLER,OIL /ALTERNATE FOR 632210/	1	15
	1E1406D	COOLER,OIL /ALTERNATE FOR 632210/	1	15
	1E1502D	COOLER,OIL /ALTERNATE FOR 632210/	1	15
- 6	629904-2A2	CONTROL ASSY,FUEL INJECTION	1	15
- 7	631427A1	VALVE ASSY,FUEL MANIFOLD.	1	15
- 8	537379	GASKET,EXHAUST.	6	15
	631544	GASKET,EXHAUST /ALTERNATE FOR 537379/	6	15
- 9	633311	HARNES ASSY,MAGNETO.	1	14
	636603	HARNES ASSY,MAGNETO.	1	3
- 10	636141	MAGNETO /LH & RH/ /SUPERSEDES 680/.	2	14
	15-48A	CONTACT POINTS KIT.	1	14
	10-349350-1	MAGNETO /SUPERSEDES S6RN1225 & 640030/.	2	3
	96-389002-1	COIL,TACHOMETER MAGNETIC PICK-UP.	1	2
	632881	ADAPTER ASSY,OIL FILTER	1	15
- 11	RMB32M	PLUG,SPARK /CHAMPION/	12	15
	AC273	PLUG,SPARK /AC/	12	15
- 12	M1779	CLAMP,MAGNETO HARNES /LH & RH/	2	15
- 13	35-910007-15	CLIP,FUEL PRESSURE TUBE	1	15
	739-4	CLAMP,FUEL PRESSURE TUBE.	1	15
- 14	35-380088-1	GOVERNOR ASSY,PROPELLER /SUPERSEDES 35-350088/	1	15
- 15	LOT6A10	DUCT,ALTERNATOR	1	15
- 16	NAS397-24	CLAMP,ALTERNATOR DUCT	1	15
- 17	115167CxZ060585	DUCT,FUEL PUMP & FUEL CONTROL UNIT.	2	15
- 18	NAS397-28	CLAMP,FUEL PUMP & FUEL CONTROL UNIT DUCT.	2	15
- 19	35-910007-13	TUBE,UPPER CRANKCASE BREATHER	1	15
- 20	106200H12-14	HOSE,UPPER CRANKCASE BREATHER	1	15
- 21	A18	CLAMP,CRANKCASE BREATHER HOSE	2	15

BEECHCRAFT
 BONANZA V35B
 ILLUSTRATED PARTS CATALOG

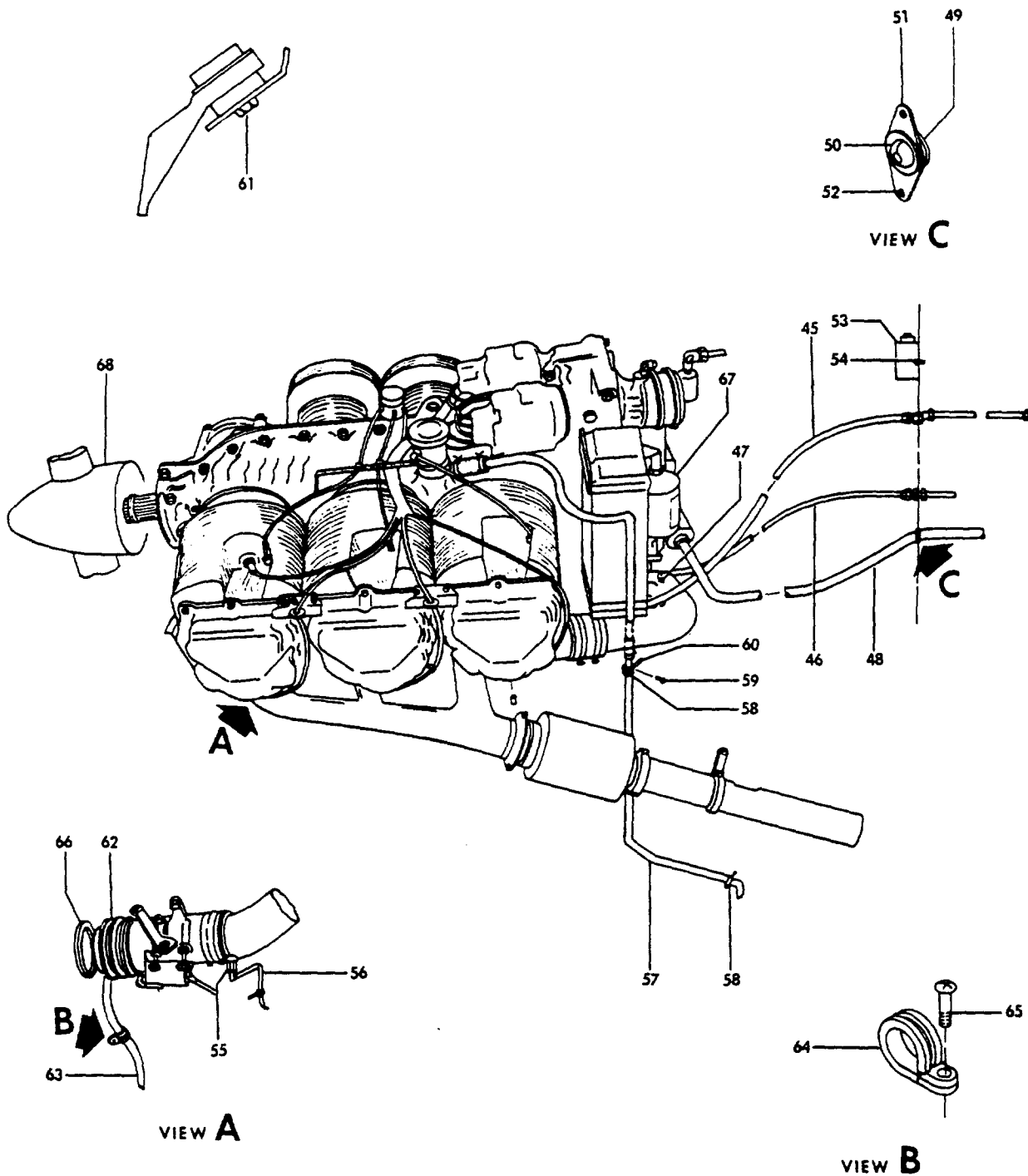


36-241-2

B E E C H C R A F T
B O N A N Z A V 3 5 B
I L L U S T R A T E D P A R T S C A T A L O G

FIG. & ITEM NO.	PART NO.	1	2	3	4	5	6	7	DESCRIPTION	UNITS PER ASSY	USABLE ON CODE
241 - 22	WAIT3-14-4	DUCT, LOWER CRANKCASE BREATHER	1	15
		/ATTACHING PARTS/		
	WWD30	CLAMP	2	
- 23	35-950005-1	STACK ASSY, LH EXHAUST /SEE FIG.245/	1	15
	35-950005-3	STACK ASSY, RH EXHAUST /SEE FIG.245/	1	15
		/WITHOUT EXHAUST GAS INDICATOR/		
- 24	35-950005-29	STACK ASSY, RH EXHAUST /SEE FIG.245/	1	1
		/WITH EXHAUST GAS INDICATOR/		
	35-324479-7	STACK ASSY, RH EXHAUST /SEE FIG.245/	NP	18
		/WITH EGT BOSS/ORDER 35-950005-35/		
- 25	106B	BOSS, EXHAUST GAS INDICATOR/	1	1
	MCI106-53	BOSS, EXHAUST GAS INDICATOR/	1	2
	35-910007-606	MUFFLER & TAIL PIPE ASSY, LH /SEE FIG.245/	1	15
	35-910007-607	HEATER & TAIL PIPE ASSY, RH /SEE FIG.245/	1	15
- 26	R 701-4	MUFFLER, LH	1	16
	R 701-20	MUFFLER, LH	1	17
- 27	R 701-5	HEATER, RH	1	16
	701-21	HEATER, RH	1	17
- 28	35-910003-41	CLAMP	2	15
- 29	35-910003-43	LINK, LH	2	15
	35-910007-5	LINK, RH	2	15
		/ATTACHING PARTS/		
- 30	AN3-3/M/	BOLT	1	
	AN960-10	WASHER	1	
	AN310-3	NUT	1	
	MS24665-132	PIN, COTTER	1	
- 31	35-950005-11	TUBE, LH EXHAUST	1	15
	35-950005-9	TUBE, RH EXHAUST	1	15
- 32	35-950004-17	CLAMP ASSY	2	15
		/ATTACHING PARTS/		
- 33	AN4-5/M/	BOLT	2	
- 34	AN4-6/M/	BOLT	2	
	AN960-416	WASHER	12	
	MS21045-4	NUT	4	
- 35	AN3-15/M/	BOLT, EXHAUST CLAMP	6	15
- 36	186-218	SPRING, EXHAUST CLAMP BOLT	6	15
	AN960-10	WASHER	18	15
	AN310-3	NUT	6	15
	AN380-2-3	PIN, COTTER	6	15
	95-910019-11	SHROUD INSTL, LH EXHAUST /SEE FIG.245/	NP	15
- 37	95-910019-25	SHROUD ASSY, LH EXHAUST /SEE FIG.245/	1	15
- 38	95-910019-15	CLAMP ASSY, EXHAUST	2	15
		/ATTACHING PARTS/		
- 39	AN3-10A/M/	BOLT	1	
	AN960-10L	WASHER	1	
	MS20364-1032	NUT	1	
- 40	35-910005-5	TUBE ASSY, MANIFOLD PRESSURE	1	1
- 41	33-910000-15	TUBE ASSY, OIL PRESSURE	1	1
- 42	AN816-2D	NIPPLE, OIL PRESSURE GAGE	1	1
- 43	AN832-3	UNION, MANIFOLD PRESSURE TUBE	1	1
	AN833-3	ELBOW, OIL PRESSURE TUBE	1	15
- 44	MS28778-3	O RING, OIL PRESSURE TUBE	1	1
	MS29512-03	O RING, MANIFOLD PRESSURE TUBE	1	1
	AN960-616	WASHER	2	1

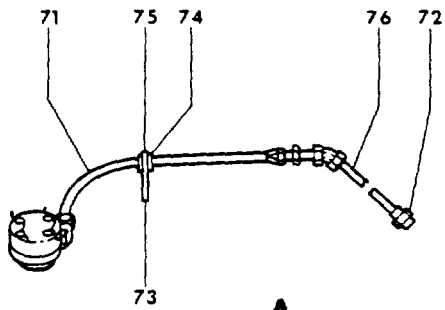
BEECHCRAFT
 BONANZA V35B
 ILLUSTRATED PARTS CATALOG



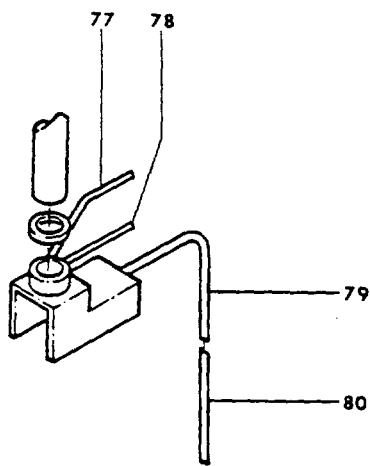
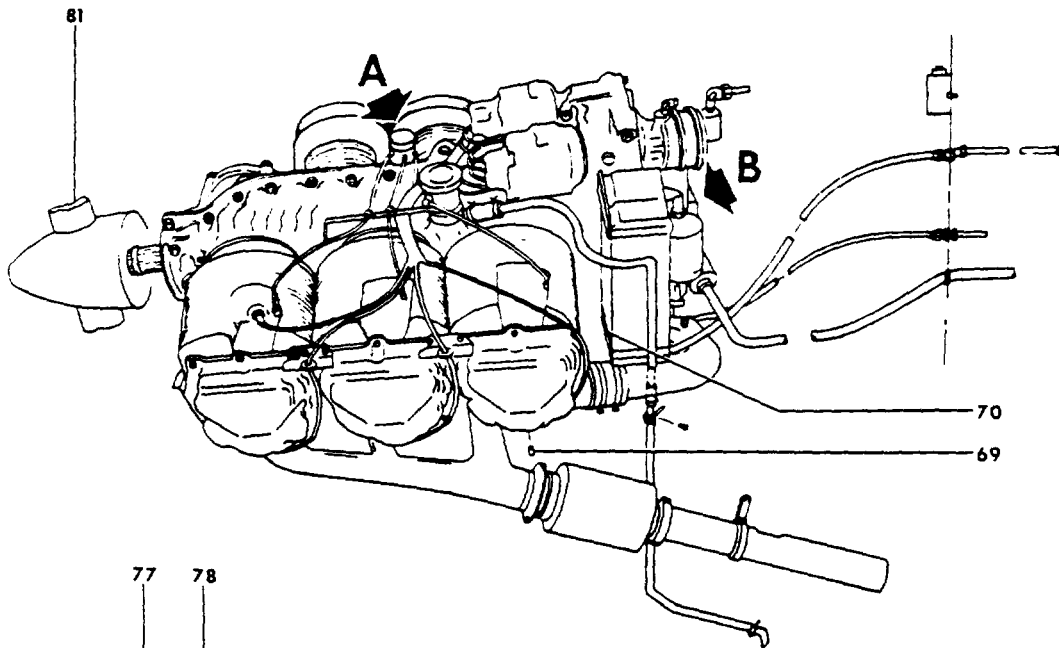
B E E C H C R A F T
B O N A N Z A V 3 5 B
I L L U S T R A T E D P A R T S C A T A L O G

FIG. & ITEM NO.	PART NO.	1	2	3	4	5	6	7	DESCRIPTION	UNITS PER ASSY	USABLE ON CODE
241	AN960-516	WASHER	2	1
	AN894D3-2	BUSHING	2	1
	AN924-30	NUT	2	1
- 45	130524-3-0160	HOSE ASSY,OIL PRESSURE	1	1
	130524-3-0190	HOSE ASSY,OIL PRESSURE	1	2
	MI672	SWITCH,OIL PRESSURE	1	2
- 46	130524-3-0124	HOSE ASSY,MANIFOLD PRESSURE	1	1
	130524-3-0180	HOSE ASSY,MANIFOLD PRESSURE	1	2
- 47	MS20822-38	ELBOW,MANIFOLD PRESSURE	1	1
- 48	35-380107-1	SHAFT ASSY,TACHOMETER	1	1
- 49	112412	GROMMET,TACHOMETER SHAFT	2	1
- 50	112413-4	BALL HALF,FIRE RESISTANT TACHOMETER SHAFT	2	1
- 51	112436-6	RETAINER,TACHOMETER SHAFT	1	1
- 52	49338	FASTENER,RETAINER	2	1
- 53	SAW4204	SOLENOID,STARTER	1	15
		/ATTACHING PARTS/		
- 54	AN4-4A/M/	BOLT	2	
	AN960-416	WASHER	2	
- 55	R 58-920051-5	VALVE ASSY,MANIFOLD DRAIN	1	15
- 56	114693-2-01300	TUBE,MANIFOLD DRAIN	1	15
		/ATTACHING PARTS/		
	A6	CLAMP	1	
- 57	MS35489-11	GROMMET,MANIFOLD DRAIN TUBE	1	15
	35-910007-11	TUBE,CRANKCASE BREATHER LOWER	1	15
		/ATTACHING PARTS/		
- 58	MS219190G12	CLAMP	3	
- 59	AN3-25A/M/	BOLT	2	
	AN515-8R6	SCREW	1	
- 60	100696D-IG204	SPACER	2	
	AN960-8	WASHER	2	
	MS20365-832	NUT	2	
- 61	33-910000-13	SHRGUD,REAR ENGINE MOUNT	2	15
- 62	AD877	DUCT,INDUCTION AIR	1	15
	BE106-2	DUCT,INDUCTION AIR /ALTERNATE FOR AD877/.	1	15
- 63	35-910007-9	TUBE,INDUCTION DRAIN	1	15
- 64	MS219190G4	CLAMP	1	15
		/ATTACHING PARTS/		
- 65	AN515-8R6	SCREW	1	
	100696F1206-024	SPACER	1	
	AN960-8	WASHER	1	
	MS20365-832	NUT	1	
- 66	MS35489-6	GROMMET,INDUCTION DRAIN TUBE	1	15
- 67	105798-18	CLAMP,INDUCTION AIR DUCT	2	15
	632399	ELEMENT,OIL FILTER	1	15
	P128	ELEMENT,OIL FILTER	1	15
		/ALTERNATE FOR 632399/		
- 68	35-910028-7	SPINNER ASSY /2 BLADED PROPELLER MCCAULEY/.	1	11
		/SEE FIG.248/		
	B3243	SUPPORT,SPINNER	1	11
	35-910028-21	SHELL,SPINNER	1	11
	D3393	BULKHEAD & FILLET ASSY	1	11
	A2295P	SPINNER ASSY /2 BLADED PROPELLER HARTZELL/.	1	12
	837-8	SPINNER ASSY /3 BLADED PROPELLER/.	1	1
	C226-1	DOME,SPINNER	1	1
	C1399	UNIT,BULKHEAD	1	1
	35-910028-9	SPINNER ASSY /3 BLADED PROPELLER MCCAULEY/.	1	10
	35-910028-23	SHELL,SPINNER	1	10
	D3586	BULKHEAD & FILLET ASSY	1	10
	B3243	SUPPORT,SPINNER	1	10
	B3410-16	SHIM,SPINNER SUPPORT	AR	10
	A2295-1P	SPINNER ASSY /3 BLADED PROPELLER HARTZELL/.	1	13

BEECHCRAFT
BONANZA V358
ILLUSTRATED PARTS CATALOG



VIEW A



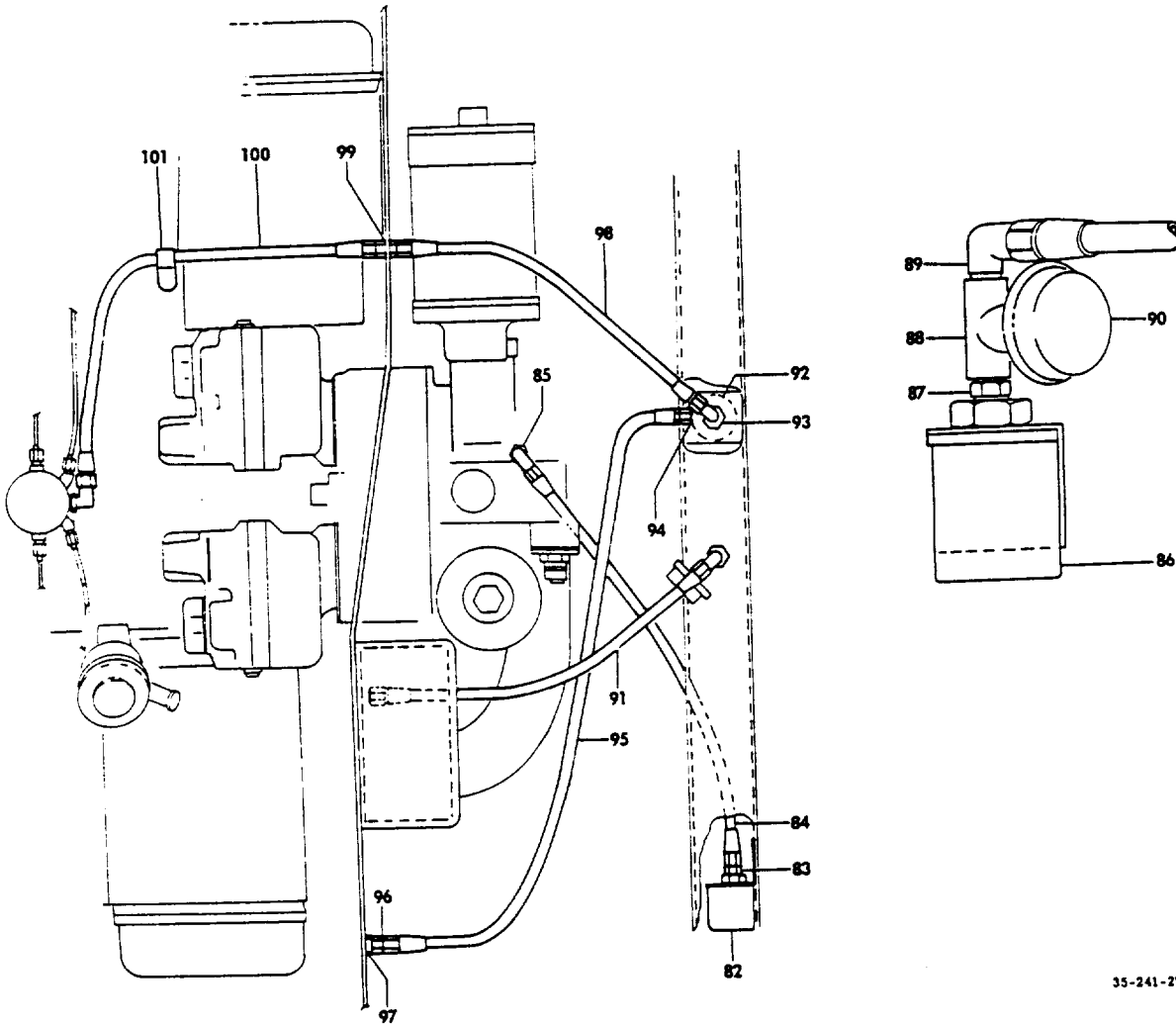
VIEW B

35-241-4

B E E C H C R A F T
B O N A N Z A V 3 5 B
I L L U S T R A T E D P A R T S C A T A L O G

FIG. & INDEX NO.	PART NO.	DESCRIPTION							UNITS PER ASSY	USABLE ON CODE
		1	2	3	4	5	6	7		
241 - 69	35-380104	BULB,CYLINDER HEAD TEMPERATURE.	1	15
- 70	MS28034-1	BULB,OIL TEMPERATURE.	1	15
- 71	130524-4-0160	HOSE ASSY,FUEL PRESSURE.	1	15
- 72	AN837-4D	ELBOW,FUEL PRESSURE HOSE.	1	15
	AN960-716	WASHER.	1	15
	AN924-4D	NUT.	1	15
- 73	NAS43003-44	SPACER.	1	15
- 74	MS219190G11	CLAMP.	1	15
		/ATTACHING PARTS/								
- 75	AN520-10R20	SCREW.	1	
	AN960-10	WASHER.	1	
	MS20365-1032	NUT.	1	
- 76	130524-4-0130	HOSE ASSY,FUEL PRESSURE.	1	15
- 77	130524-4-0170	HOSE ASSY,VAPOR RETURN.	1	15
- 78	130524-6-0185	HOSE ASSY,FUEL SUPPLY.	1	15
- 79	106200FR4-80	TUBING,FUEL PUMP DRAIN.	1	15
	A10	CLAMP.	2	15
- 80	35-921155-119	TUBE,FUEL PUMP DRAIN.	1	15
- 81	3A32C76S/82NB2	PROPELLER ASSY /3 BLADE/ SEE FIG. 249A/	1	10
	PHCC3YF1R84686R	PROPELLER ASSY/3 BLADE/SEE HARTZELL SERVICE	1	13
		MANUAL NO. 114 FOR BREAKDOWN/								
	2A36C23CP/8480	PROPELLER ASSY /2 BLADE/ /SEE FIG. 248/	1	11
	BHCCAYFIB/8468	PROPELLER ASSY /2 BLADE/ /SEE HARTZELL SERVICE.	1	12
		MANUAL NO. 114 FOR BREAKDOWN/								
	PHCA3VF4V84334R	PROPELLER ASSY/3 BLADE/SEE FIGURE 249/.	1	1
		/SEE HARTZELL SERVICE MANUAL NO. 114 FOR BREAKDOWN/								

BEECHCRAFT
BONANZA V35B
ILLUSTRATED PARTS CATALOG



35-241-27

B E E C H C R A F T
B O N A N Z A V 3 5 B
I L L U S T R A T E D P A R T S C A T A L O G

FIG. & INDEX NO.	PART NO.	DESCRIPTION	UNITS PER ASSY	USABLE ON CODE
241	35-910325	TRANSDUCER INSTL,ENGINE /VERTICAL INSTRUMENTS/.	NP	5
- 82	96-384020-3	. TRANSDUCER,MANIFOLD PRESSURE.	1	5
- 83	AN816-4D	. NIPPLE.	1	5
- 84	MS28741-4-0180	. HOSE ASSY,MANIFOLD PRESSURE	1	5
- 85	35-910326	. RESTRICTOR ASSY,MANIFOLD PRESSURE LINE.	1	5
- 86	96-384021-3	. TRANSDUCER ASSY,OIL PRESSURE.	1	5
- 87	AN911-1	. NIPPLE.	1	5
- 88	AN917-1	. TEE	1	5
- 89	MS20822-3	. ELBOW	1	5
- 90	M4006	. PRESSURE SWITCH,ENGINE HOURMETER.	1	5
- 91	130524-3-0190	. HOSE ASSY,OIL PRESSURE.	1	5
- 92	96-384022-1	. TRANSDUCER,FUEL PRESSURE.	1	5
- 93	MS20823-4	. ELBOW	1	5
- 94	MS20822-4	. ELBOW	1	5
- 95	MS28741-4-0254	. HOSE ASSY,AIR SENSING	1	5
- 96	AN816-4	. NIPPLE.	1	5
- 97	AN865-1	. FITTING	1	5
- 98	130524-4-0154	. HOSE ASSY,FUEL PRESSURE	1	5
- 99	AN832-4	. UNION	1	5
		/ATTACHING PARTS/		
	AN960-716	. WASHER.	2	
	AN924-4	. NUT	1	
-100	130524-4-0160	. HOSE ASSY,FUEL PRESSURE	1	5
-101	MS21919DG14	. CLAMP,FUEL PRESSURE HOSE.	1	5
		/ATTACHING PARTS/		
	AN520-10R22	. SCREW	1	
	1006960-ZC027	. SPACER.	1	
	AN960-10L	. WASHER.	2	
	MS20364-10	. NUT	1	

NOTE SEE FIGURE 111 FOR TRANSDUCER MOUNTING BRACKETS

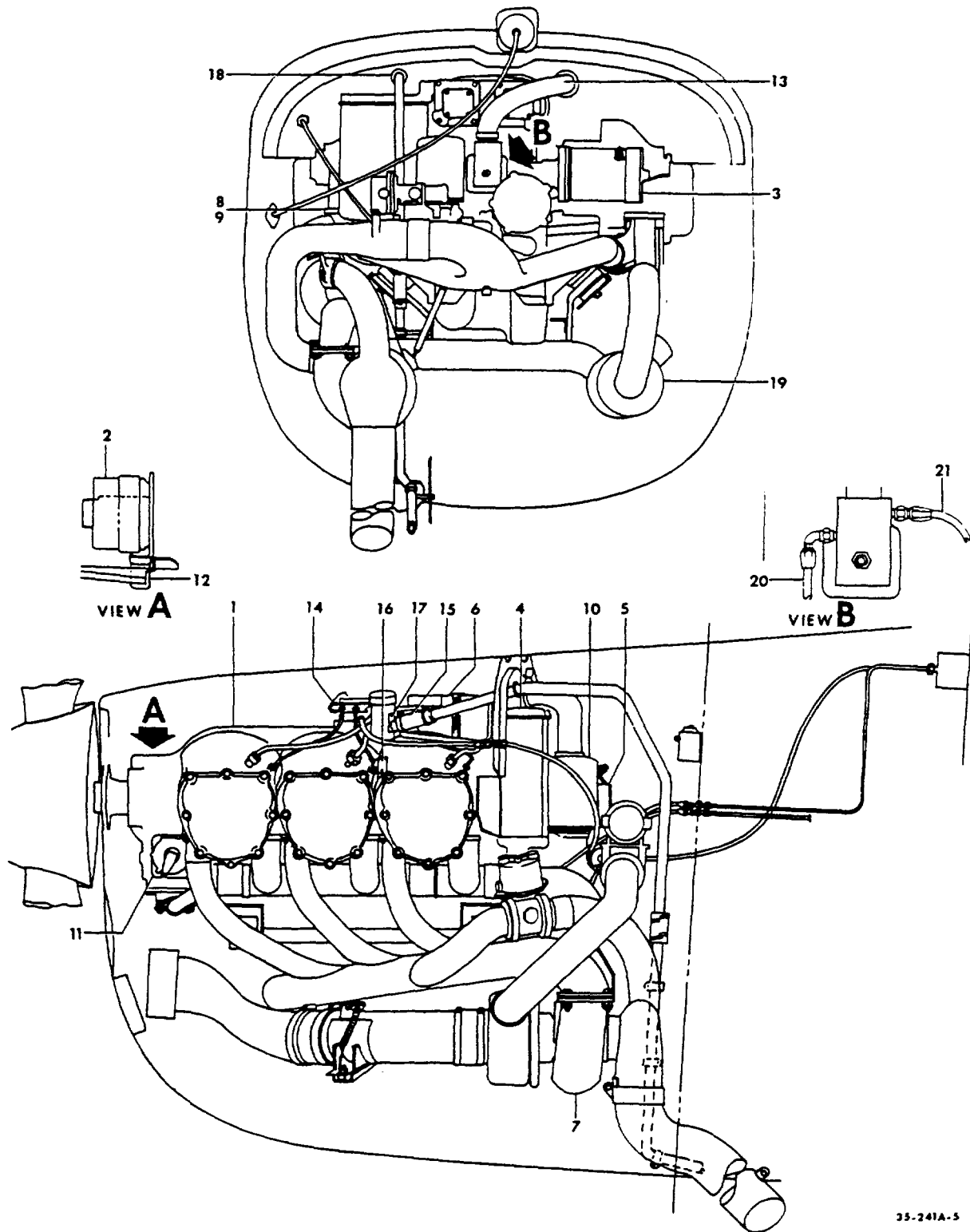
CODES OF EFFECTIVITY

1 D-9069 THRU D-9221	2 D-9222 THRU D-9775
D-9429 THRU D-9775	
3 D-9363 THRU D-9775	4 D-9391 THRU D-9428
5 D-9222 THRU D-9390	6 D-9222 THRU D-9775
	EXCEPT D-9308 THRU
	D-9428
7 D-9222 THRU D-9775	8 D-9308 THRU D-9390
EXCEPT D-9297 THRU	
D-9415	
9 D-9297 THRU D-9390	10 D-9069 THRU D-9296
11 D-9069 THRU D-9307	12 D-9308 THRU D-9775
13 D-9297 THRU D-9775	14 D-9069 THRU D-9362
15 D-9069 THRU D-9775	16 D-9069 THRU D-9551
17 D-9552 THRU D-9775	18 D-9222 THRU D-9428
	D-9416 THRU D-9775
19 D-9391 AND AFTER	20 D-9222 THRU D-9248
	D-9776 THRU D-10398
21 D-10399 AND AFTER	

B E E C H C R A F T
B O N A N Z A V 3 5 B
I L L U S T R A T E D P A R T S C A T A L O G

FIGURE 241A
TURBOCHARGED POWER PLANT
D-9069 THRU D-9180

BEECHCRAFT
 BONANZA V35B
 ILLUSTRATED PARTS CATALOG

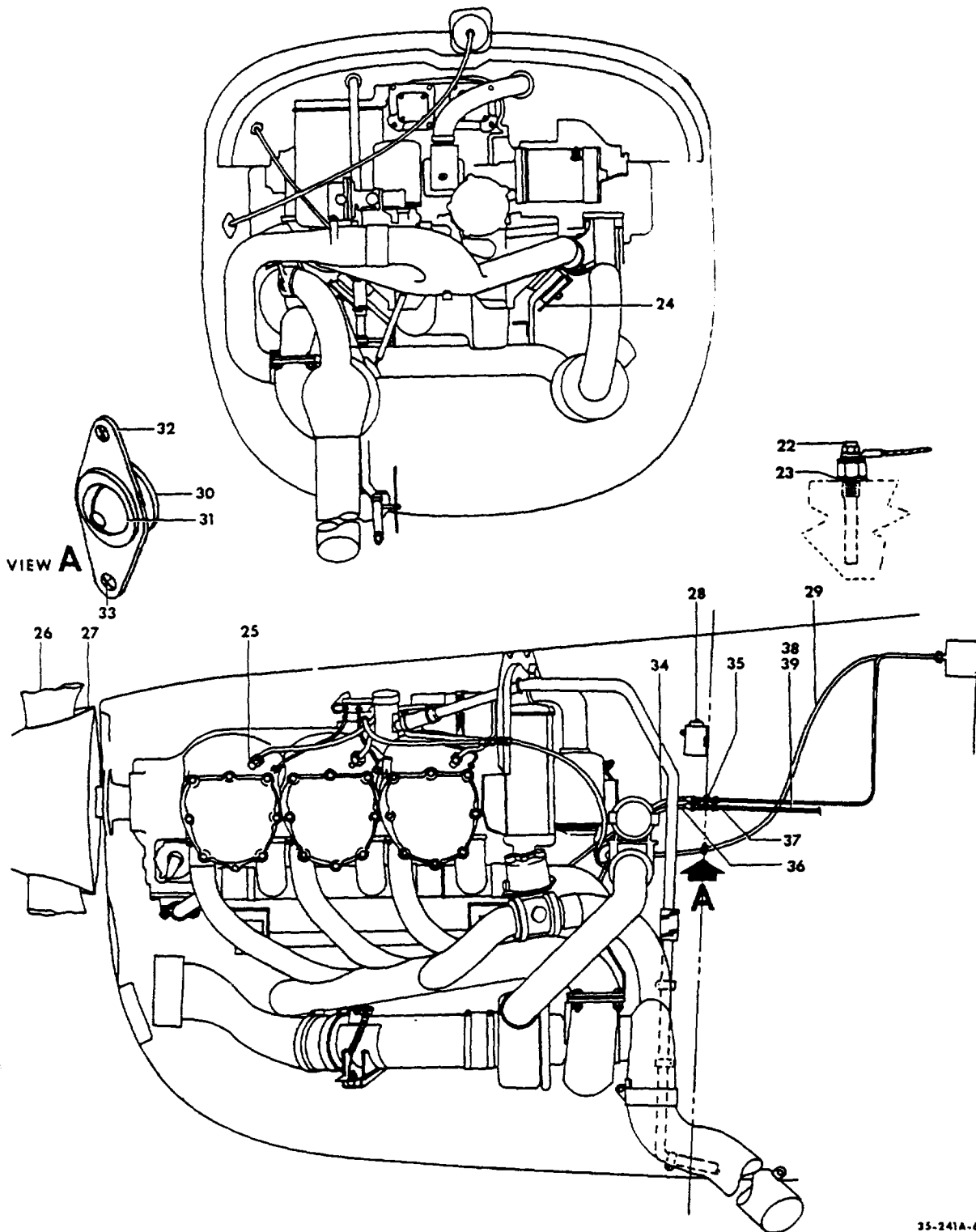


35-241A-5

B E E C H C R A F T
B O N A N Z A V 3 5 B
I L L U S T R A T E D P A R T S C A T A L O G

FIG. 6 INDEX NO.	PART NO.	DESCRIPTION	1 2 3 4 5 6 7							UNITS PER ASSY	USABLE DN CODE
			1	2	3	4	5	6	7		
241A	35-910028-1	ENGINE INSTL, TURBOCHARGED/2 BLADE/								MP	1
	35-910028-13	ENGINE INSTL, TURBOCHARGED/3 BLADE/								MP	1
	35-910028-601	POWER PLANT ASSY, TURBOCHARGED /CANTED/								1	1
	- 1	TS10520D	ENGINE ASSY/SPEC 3A/							1	1
	- 2	634785	ALTERNATOR, 14 VOLT 50 AMP/SEE FIG.359/							1	1
	- 3	634592	STARTER ASSY, 14 VOLT/SEE FIG.357/							1	1
	- 4	635996	RADIATOR, OIL							1	1
	- 5	633627-1	PUMP, FUEL							1	1
	- 6	636141	MAGNETO /SUPERSEDES 680/							2	1
		96-389002-1	MAGNETO, PICKUP TACHOMETER RH.							1	1
		15-48A	KIT, CONTACT POINTS.							1	1
		633311	HARNES ASSY, MAGNETO.							1	1
	- 7	632729-2	TURBOCHARGER ASSY/ALT FOR 632729-10/							1	1
	- 8	628260	GASKET, EXHAUST FLANGE							6	1
	- 9	536038	NUT, EXHAUST STACK ATTACHING							24	1
	- 10	632399	ELEMENT, OIL FILTER							1	1
		P128	ELEMENT, OIL FILTER /HASTINGS/ /ALTERNATE FOR 632399/							1	1
	- 11	35-380088-1	GOVERNOR ASSY, PROPELLER /SUPERSEDES 35-380088/							1	1
	- 12	LOT6A10	DUCT, ALTERNATOR FRESH AIR /ATTACHING PARTS/							1	1
		NAS397-24	CLAMP, DUCT.							1	
	- 13	115167CXZ060585	DUCT, FUEL PUMP FRESH AIR. /ATTACHING PARTS/							1	1
		NAS397-28	CLAMP, DUCT.							1	
- 14	130524-4-200	HOSE ASSY, FUEL PRESSURE							1	1	
	100696D-ZF020	SPACER, FUEL PRESSURE HOSE							1	1	
	AN520-10R18	NUT, FUEL PRESSURE HOSE.							1	1	
- 15	106200H12-14	HOSE, OIL BREATHER /ATTACHING PARTS/							1	1	
	A18	CLAMP, HOSE.							2		
- 16	35-910007-15	CLIP, MAGNETO WIRE SUPPORT							1	1	
	739-4	CLAMP, MAGNETO WIRE SUPPORT CLIP /ATTACHING PARTS/							1	1	
	AN515-6R8	SCREW							2		
	MS20365-832	NUT							2		
- 17	35-910007-101	CLIP, MAGNETO HARNESS SUPPORT. /ATTACHING PARTS/							1	1	
	AN4-4A/M/	BOLT.							1		
	AN960-416	WASHER.							1		
	MS20365-428	NUT							1		
- 18	MS35489-20	GROMMET, OIL BREATHER TUBE							1	1	
- 19	8057-39	HEATER.							1	1	
- 20	130524-6-0186	CLAMP							1	1	
- 21	MS28741-4-0270	HOSE ASSY, FUEL RETURN							1	1	

BEECHCRAFT
BONANZA V35B
ILLUSTRATED PARTS CATALOG

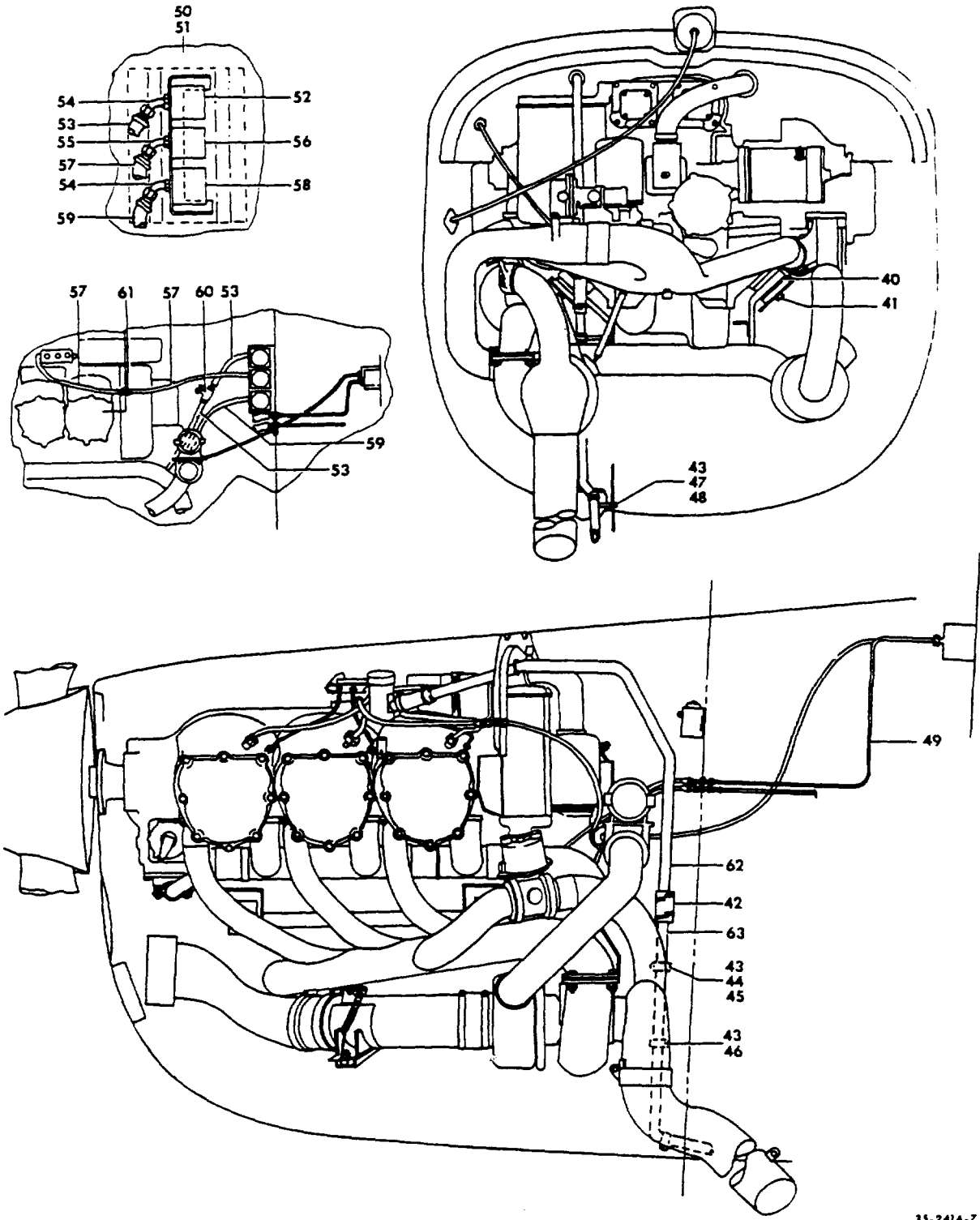


35-241A-6

B E E C H C R A F T
B O N A N Z A V 3 5 8
I L L U S T R A T E D P A R T S C A T A L O G

FIG. & INDEX NO.	PART NO.	DESCRIPTION	UNITS PER ASSY	USABLE ON CODE
		1 2 3 4 5 6 7		
241A - 22	MS28034-1	. . BULB,OIL TEMPERATURE. /ATTACHING PARTS/	1	1
	AN960C10	. . WASHER.	1	
	AN936A10	. . WASHER,LOCK	1	
	AN315-3R	. . NUT	1	
- 23	AN900-10	. . GASKET,OIL TEMPERATURE BULB	1	1
	33-360013-607	. . HARNESS ASSY,OIL TEMPERATURE.	1	1
- 24	35-910003-85	. . SHROUD ASSY,ENGINE MOUNT.	3	1
- 25	RHB32N	. . PLUG,SPARK /CHAMPION/	12	1
	AC273	. . PLUG,SPARK /AC/	12	1
- 26	2A36C82T/8482	. . PROPELLER ASSY/2 BLADE/ /USED WITH BASIC 35-910028-1/	1	1
- 27	35-910028-7	. . SPINNER ASSY,PROPELLER. /2 BLADE,MIRROR FINISH/	1	1
	B3243	. . SUPPORT,SPINNER	1	1
	35-910028-21	. . SHELL,SPINNER	1	1
	D3393	. . BULKHEAD & FILLET ASSY.	1	1
	3A32C76T/82NB2	. . PROPELLER ASSY/3 BLADE/ /USED WITH 35-910028-3/	1	1
	35-910028-9	. . SPINNER ASSY,PROPELLER. /3 BLADE,MIRROR FINISH/ /USED WITH 3A32C76T/82NB2 PROPELLER	1	1
	35-910028-23	. . SHELL,SPINNER	1	1
	D3586	. . BULKHEAD & FILLET ASSY.	1	1
	B3243	. . SUPPORT,SPINNER	1	1
	B3410-16	. . SHIM,SPINNER SUPPORT.	AR	1
	PHC-A3VF4/	. . PROPELLER ASSY /3 BLADE/.	1	1
	35-910028-11	. . SPINNER ASSY,PROPELLER. /3 BLADE,MIRROR FINISH/ /USED WITH PHCA3VF4/V8433-4R PROP/	1	1
- 28	1114213	. . SOLENOID,STARTER. /ATTACHING PARTS/	1	1
	AN4-4A/M/	. . BOLT.	2	
	AN960-416	. . WASHER.	2	
- 29	36-910013-1	. . FLEX SHAFT.	1	1
- 30	112412	. . GROMMET,TACHOMETER SHAFT.	2	1
- 31	112413-2	. . BALL HALF,FIRE RESISTANT TACHOMETER SHAFT	2	1
- 32	112436-6	. . RETAINER,TACHOMETER SHAFT	1	1
- 33	49338	. . FASTENER,TACHOMETER SHAFT RETAINER.	2	1
	AN960-8	. . WASHER,TACHOMETER SHAFT	2	1
- 34	130524-3-0124	. . HOSE ASSY,MANIFOLD PRESSURE	1	1
	MS20822-38	. . ELBOW	1	1
- 35	AN832-3	. . UNION,MANIFOLD PRESSURE TUBE.	1	1
	AN960-616	. . WASHER,MANIFOLD PRESSURE TUBE	1	1
	AN924-3	. . NUT,MANIFOLD PRESSURE TUBE.	1	1
- 36	130524-3-0160	. . HOSE ASSY,OIL PRESSURE.	1	1
	MS29512-03	. . O RING.	1	1
	AN89403-2	. . BUSHING	2	1
- 37	AN833-3	. . UNION,OIL PRESSURE TUBE	1	1
	AN960-616	. . WASHER,OIL PRESSURE TUBE.	1	1
	AN924-3	. . NUT,OIL PRESSURE TUBE	1	1
	MS28778-3	. . O RING.	1	1
- 38	33-910000-15	. . TUBE ASSY,OIL PRESSURE.	1	1
- 39	106-100002	. . FITTING,OIL PRESSURE TUBE	1	1
	AN816-2D	. . NIPPLE.	1	1

BEECHCRAFT
 BONANZA V35B
 ILLUSTRATED PARTS CATALOG

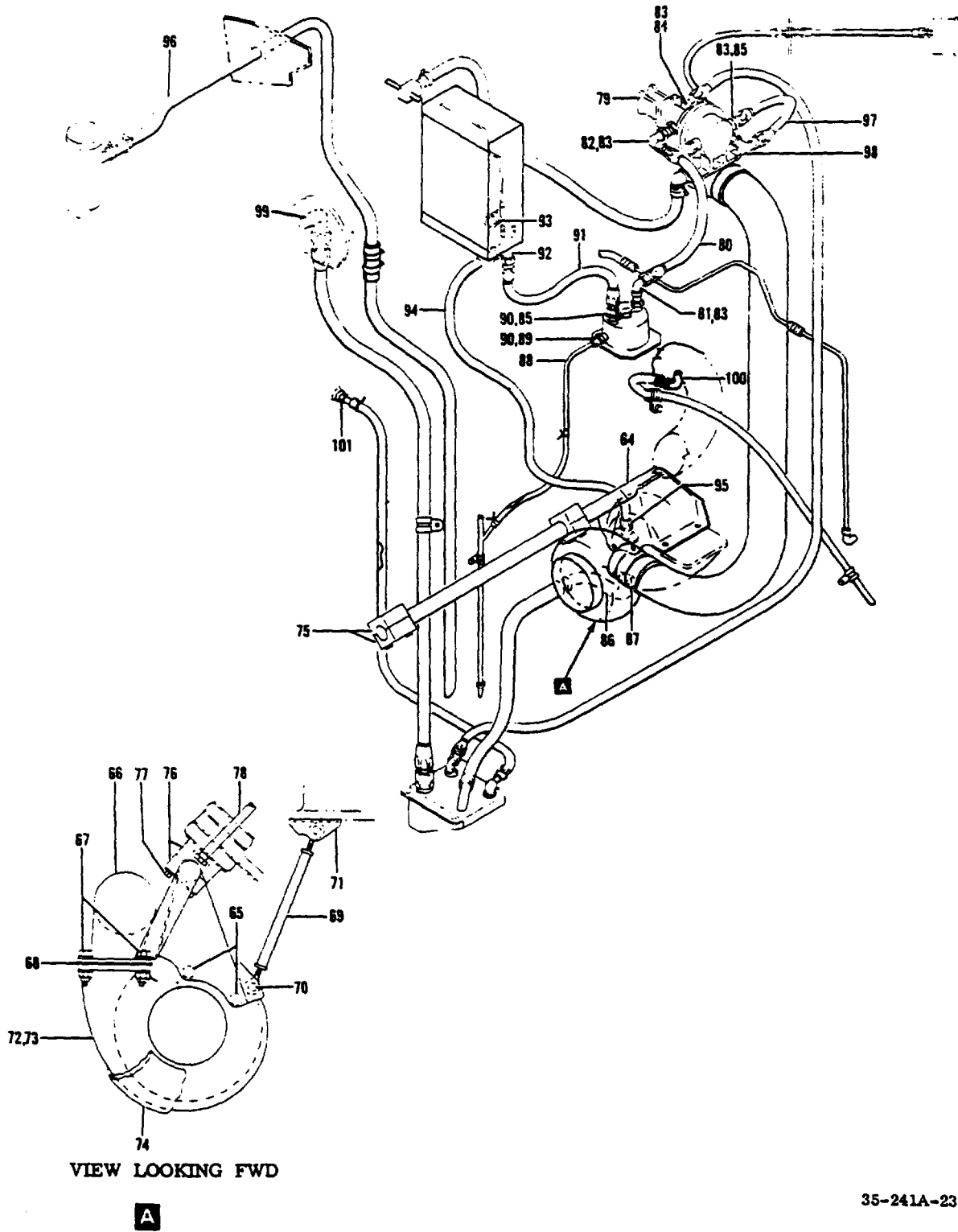


33-241A-7

B E E C H C R A F T
B O N A N Z A V 3 5 B
I L L U S T R A T E D P A R T S C A T A L O G

FIG. & INDEX NO.	PART NO.	DESCRIPTION							UNITS PER ASSY	USABLE ON CODE
		1	2	3	4	5	6	7		
241A - 40	J10520-1	4	1
		/ATTACHING PARTS/								
- 41	130909B8	1	
	79-028-125-1250	1	
	AN960-716	1	
	130909M3	1	
- 42	WAIT3-14-4	1	1
		/ATTACHING PARTS/								
	AN737TW30	2	
- 43	MS21919DG12	3	1
		/ATTACHING PARTS/								
- 44	AN3-25A/M/	1	
- 45	100696D-ZG204	1	
- 46	AN515-8R6	1	
	AN960-8	1	
	MS20365-832	1	
- 47	AN515-8-24	1	
- 48	100696D-ZF100	1	
	AN960-8	1	
	MS20365-832	1	
- 49	35-910005-5	1	1
	35-415418-3	1	1
- 50	35-415330-158	1	1
- 51	35-415418-1	1	1
	NAS697A10	5	1
- 52	96-384021-3	1	1
- 53	130524-3-124	1	1
- 54	MS20823-3D	2	1
- 55	MS20823-4D	1	1
- 56	96-384022-1	1	1
- 57	130524-3-250	1	1
- 58	96-384020-3	1	1
- 59	130524-3-230	1	1
- 60	M1672	1	1
- 61	AN832-4	1	1
	AN960-616	2	1
	AN924-4	1	1
	286S35-077	PLUMBING INSTL, TURBOCHARGED CONTROL							MP	1
- 62	286S35-078-49	1	1
- 63	286S35-078-123	1	1

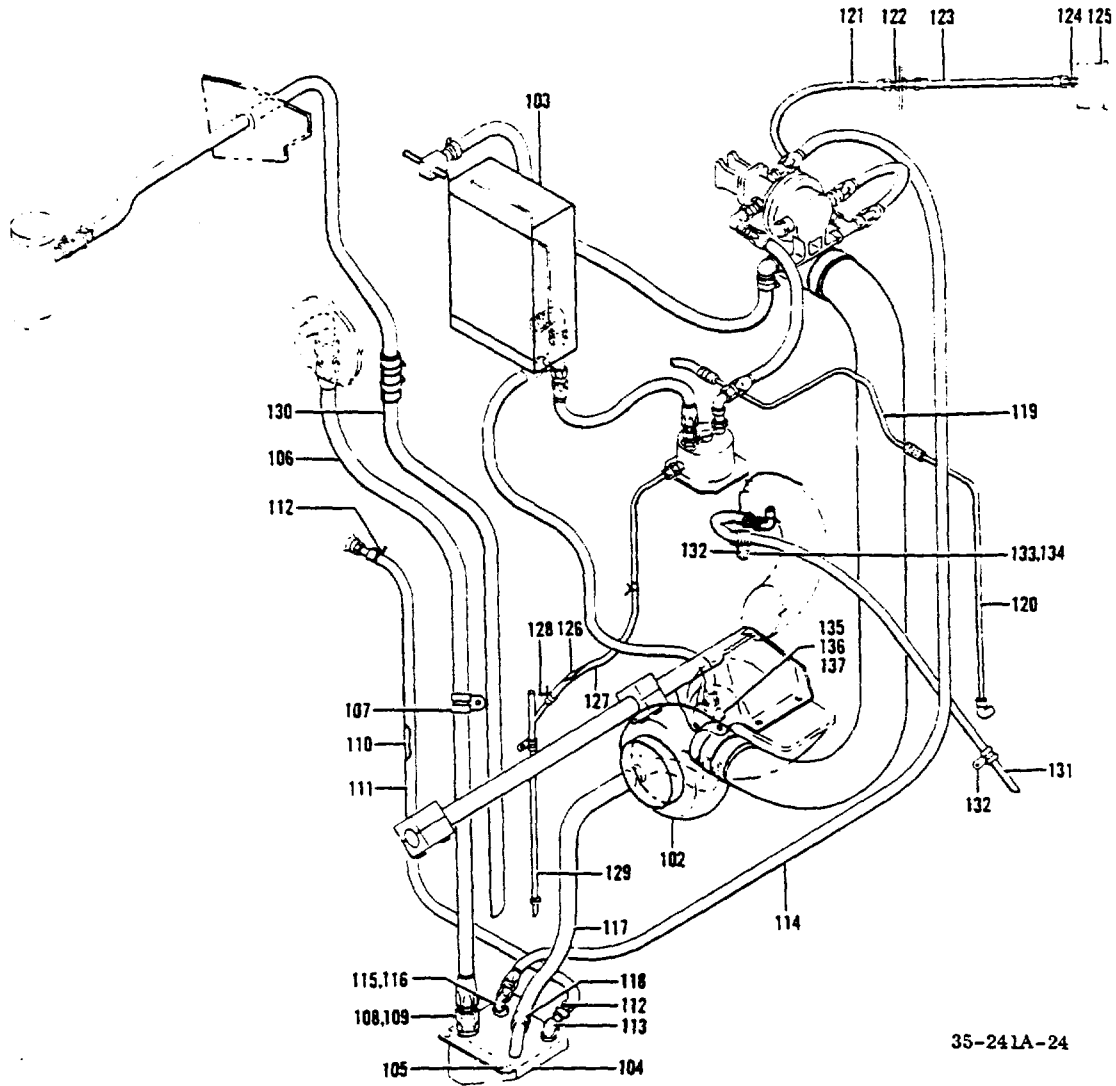
BEECHCRAFT
 BONANZA V35B
 ILLUSTRATED PARTS CATALOG



B E E C H C R A F T
B O N A N Z A V 3 5 B
I L L U S T R A T E D P A R T S C A T A L O G

FIG. & INDEX NO.	PART NO.	DESCRIPTION						UNITS PER ASSY	USABLE ON CODE
		1	2	3	4	5	6		
241A	286S35-071	MOUNT INSTL,TURBOCHARGER.						NP	1
	35-910028-601	. POWER PLANT ASSY,CANTED TURBOCHARGER.						1	1
- 64	286S35-072-7	. . MOUNT ASSY,TURBOCHARGER						1	1
		/ATTACHING PARTS/							
- 65	MS20074-06-05/M	. . SCREW,CAP						2	
	AN960-616	. . WASHER.						2	
- 66	286S35-074-15	. . PLENUM ASSY,TURBOCHARGER INLET.						1	1
		/ATTACHING PARTS/							
- 67	AN6C12A/M/	. . BOLT.						4	
	AN960C616	. . WASHER.						8	
	AN363C624	. . NUT						4	
- 68	286STD070	. . GASKET,TURBOCHARGER INLET PLENUM.						1	1
- 69	286S35-072-27	. . SWAYBAR ASSY,TURBOCHARGER						1	1
		/ATTACHING PARTS/							
- 70	AN4-10A/M/	. . BOLT.						2	
	AN960-416	. . WASHER.						4	
	MS21045-4	. . NUT						2	
- 71	286S35-072-31	. . BRACKET,TURBOCHARGER SWAYBAR.						1	1
- 72	096SCD006-7	. . BLANKET ASSY,TURBOCHARGER HOUSING FWD INBO.						1	1
- 73	096SCD006-5	. . BLANKET ASSY,TURBOCHARGER HOUSING FWD OUTBD						1	1
- 74	096SCD006-3	. . BLANKET ASSY,TURBOCHARGER HOUSING						1	1
- 75	286S35-072-3	. . BLOCK ASSY,TURBOCHARGER MOUNT FWD						1	1
- 76	286S35-072-5	. . BLOCK ASSY,TURBOCHARGER MOUNT AFT						1	1
		/ATTACHING PARTS/							
- 77	MS20074-04-16/M	. . SCREW,CAP						2	
- 78	AN7-37A/M/	. . BOLT.						1	
	286S35-077	CONTROL PLUMBING INSTL,TURBOCHARGER						NP	1
	35-910028-601	. POWER PLANT ASSY,CANTED TURBOCHARGER						1	1
- 79	470828-10	. . CONTROLLER,TURBOCHARGER						1	1
		/SUPERSEDES 470828-1/							
- 80	601000-600082	. . HOSE ASSY,BYPASS VALVE TO CONTROLLER.						1	1
- 81	AN837-6D	. . ELBOW,BYPASS VALVE.						1	1
- 82	AN833-6D	. . ELBOW,CONTROLLER.						1	1
	AN924-6D	. . NUT,BYPASS VALVE TO CONTROLLER HOSE						2	1
- 83	MS28778-6	. . O RING,BYPASS VALVE AND CONTROLLER.						4	1
- 84	AN919-12S	. . REDUCER,CONTROLLER.						1	1
- 85	AN919-6D	. . REDUCER,BYPASS VALVE AND CONTROLLER						2	1
- 86	286S35-078-7	. . OUTLET TUBE ASSY,TURBOCHARGE OIL.						1	1
		/ATTACHING PARTS/							
	AN76A6/M/	. . BOLT.						2	
	AN935-616	. . WASHER,LOCK						2	
- 87	406472	. . GASKET,TURBOCHARGER OIL OUTLET TUBE						1	1
- 88	286S35-078-9	. . DRAIN TUBE ASSY,BYPASS VALVE OVERBOARD.						1	1
- 89	AN833-4D	. . ELBOW,BYPASS VALVE.						1	1
	AN924-4D	. . NUT						1	1
- 90	MS28778-4	. . O RING,BYPASS VALVE						2	1
- 91	601054-600217	. . HOSE ASSY,OIL COOLER TO BYPASS VALVE.						1	1
- 92	AN826-6D	. . TEE,OIL COOLER.						1	1
- 93	2C6750CK	. . VALVE,OIL COOLER CHECK.						1	1
		/SUPERSEDES /096SCD023/							
- 94	K666002-6-0123	. . HOSE ASSY,OIL COOLER TO TURBOCHARGER.						1	1
		/SUPERSEDES 601000-600123/							
- 95	AN816-6D	. . NIPPLE,TURBOCHARGER						1	1
- 96	286S35-078-49	. . TUBE,OIL BREATHER UPPER						1	1
- 97	286S35-078-131	. . TUBE ASSY,CONTROLLER TO COMPRESSOR AIR DUCT						1	1
- 98	AN826-4D	. . TEE,COMPRESSOR OUTLET AIR DUCT.						1	1
- 99	AN822-10D	. . ELBOW,ENGINE SCAVENGE OIL PUMP.						1	1
-100	MS20822-2D	. . ELBOW,MANIFOLD DRAIN TUBE						1	1
-101	AN840-4D	. . ADAPTER,TURBOCHARGER OIL SUMP VENT HOSE						1	1

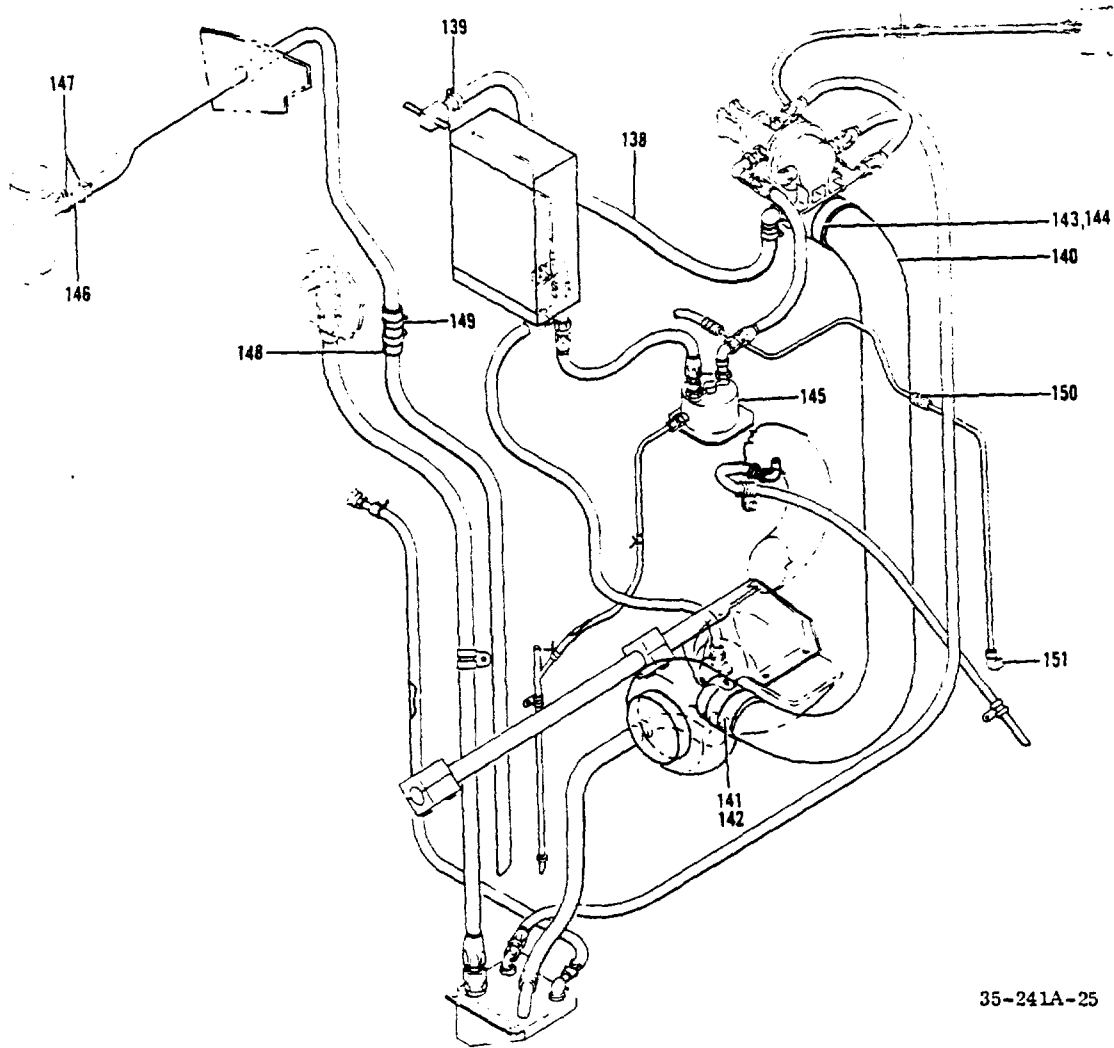
BEECHCRAFT
BONANZA V35B
ILLUSTRATED PARTS CATALOG



B E E C H C R A F T
B O M A N Z A V 3 5 B
I L L U S T R A T E D P A R T S C A T A L O G

FIG. & INDEX NO.	PART NO.	DESCRIPTION							UNITS PER ASSY	USABLE ON CODE	
		1	2	3	4	5	6	7			
241A	-102	406610-1	.	.	TURBOCHARGER ASSY /TE06-59/	.	.	.	1	1	
	-103	633277	.	.	RADIATOR,OIL	.	.	.	1	1	
	-104	286S35-078-3	.	.	TANK ASSY,TURBOCHARGER OIL SUMP	.	.	.	1	1	
			.	.	/ATTACHING PARTS/						
	-105	AM530-10R8	.	.	SCREW	.	.	.	3		
		A1795-10Z1	.	.	NUT	.	.	.	3		
	-106	601000-1000324	.	.	HOSE ASSY,OIL SUMP TANK TO ENGINE SCAVENGE.	.	.	.	1	1	
			.	.	OIL PUMP						
			.	.	/ATTACHING PARTS/						
	-107	MS21919DG12	.	.	CLAMP	.	.	.	1		
	-108	2C6524CK	.	.	VALVE,TURBOCHARGER OIL SUMP TANK CHECK.	.	.	.	1	1	
			.	.	/SUPERSEDES 096SCD024/						
	-109	MS28778-10	.	.	O RING,OIL SUMP TANK CHECK VALVE.	.	.	.	1	1	
	-110	286S35-078-47	.	.	HOSE,TURBOCHARGER OIL SUMP TANK VENT.	.	.	.	1	1	
	-111	86S35-078-137	.	.	SLEEVE,HOSE FIRE.	.	.	.	1	1	
			.	.	/ATTACHING PARTS/						
	-112	6606	.	.	CLAMP	.	.	.	2		
	-113	AN844-4D	.	.	ELBOW,OIL SUMP TANK VENT TUBE	.	.	.	1	1	
	-114	601001-8D0320	.	.	HOSE ASSY,CONTROLLER TO OIL SUMP TANK	.	.	.	1	1	
	-115	AN837-8D	.	.	ELBOW,OIL SUMP TANK	.	.	.	1	1	
	-116	MS28778-8	.	.	O RING,OIL SUMP TANK.	.	.	.	1	1	
	-117	286S35-078-41	.	.	HOSE,TURBOCHARGER DRAIN	.	.	.	1	1	
			.	.	/ATTACHING PARTS/						
	-118	AN737RM38	.	.	CLAMP /SUPERSEDES QS100M12/	.	.	.	2		
	-119	33-920000-11	.	.	TUBE ASSY,FUEL VAPOR RETURN UPPER	.	.	.	1	1	
			.	.	/SUPERSEDES 286S35-078-119/						
	-120	286S35-078-121	.	.	TUBE,FUEL VAPOR RETURN LOWER.	.	.	.	1	1	
	-121	AN6270-4-15 1/2	.	.	HOSE ASSY,FUEL FLOW AND MANIFOLD PRESSURE	.	.	.	1	1	
			.	.	INDICATOR						
	-122	AN832-4D	.	.	UNION,FUEL FLOW & MANIFOLD PRESSURE HOSE.	.	.	.	1	1	
		AN960-716L	.	.	WASHER.	.	.	.	1	1	
		AN924-D	.	.	NUT	.	.	.	1	1	
	-123	AN6270-4-23 3/4	.	.	HOSE ASSY,FUEL FLOW AND MANIFOLD PRESSURE	.	.	.	1	1	
			.	.	INDICATOR						
	-124	AN816-4D	.	.	NUPPLE,FUEL FLOW AND MANIFOLD PRESSURE.	.	.	.	1	1	
			.	.	INDICATOR						
	-125	35-380054-5	.	.	INDICATOR,FUEL FLOW & MANIFOLD PRESSURE	.	.	.	1	1	
	-126	286S35-078-43	.	.	HOSE,BYPASS VALVE DRAIN	.	.	.	1	1	
	-127	286S35-078-135	.	.	SLEEVE,HOSE FIRE.	.	.	.	1	1	
			.	.	/ATTACHING PARTS/						
	-128	6606	.	.	CLAMP	.	.	.	2		
	-129	286S35-078-17	.	.	TUBE ASSY,8YPASS VALVE DRAIN.	.	.	.	1	1	
	-130	286S35-078-123	.	.	TUBE,OIL BREATHER LOWER	.	.	.	1	1	
	-131	35-910028-19	.	.	HOSE ASSY,MANIFOLD DRAIN.	.	.	.	1	1	
			.	.	/SUPERSEDES 286S35-078-129/						
	-132	MS21919DG7	.	.	CLAMP,MANIFOLD DRAIN HOSE	.	.	.	2	1	
			.	.	/ATTACHING PARTS/						
	-133	AN3-5/M/	.	.	BOLT.	.	.	.	1		
	-134	286S35-078-59	.	.	BUSHING	.	.	.	1		
		AN960-10L	.	.	WASHER.	.	.	.	1		
		MS20365-1032	.	.	NUT	.	.	.	1		
	-135	628675	.	.	ADAPTER,TURBOCHARGER.	.	.	.	1	1	
			.	.	/ATTACHING PARTS/						
	-136	629275	.	.	BOLT.	.	.	.	2		
		AN935-616	.	.	WASHER,LOCK	.	.	.	2		
	-137	628572	.	.	GASKET,TURBOCHARGER ADAPTER	.	.	.	1	1	

BEECHCRAFT
BONANZA V358
ILLUSTRATED PARTS CATALOG



35-241A-25

B E E C H C R A F T
B O N A N Z A V 3 5 B
I L L U S T R A T E D P A R T S C A T A L O G

FIG. & INDEX NO.	PART NO.	DESCRIPTION							UNITS PER ASSY	USABLE ON CODE
		1	2	3	4	5	6	7		
241A -138	628555-1	1	1
-139	536388-75	2	
-140	633282	1	1
-141	632767	1	
-142	632766	1	
-143	631365-5	1	
-144	629163	1	
-145	470818-2	1	1
	35-910028	NP	1
-146	106200H12-14	1	1
-147	A18	2	
-148	WA13-14-4	1	1
-149	AN737-38	2	
	35-921155-109	NP	1
-150	366-00	1	1
-151	AN833-40	1	1

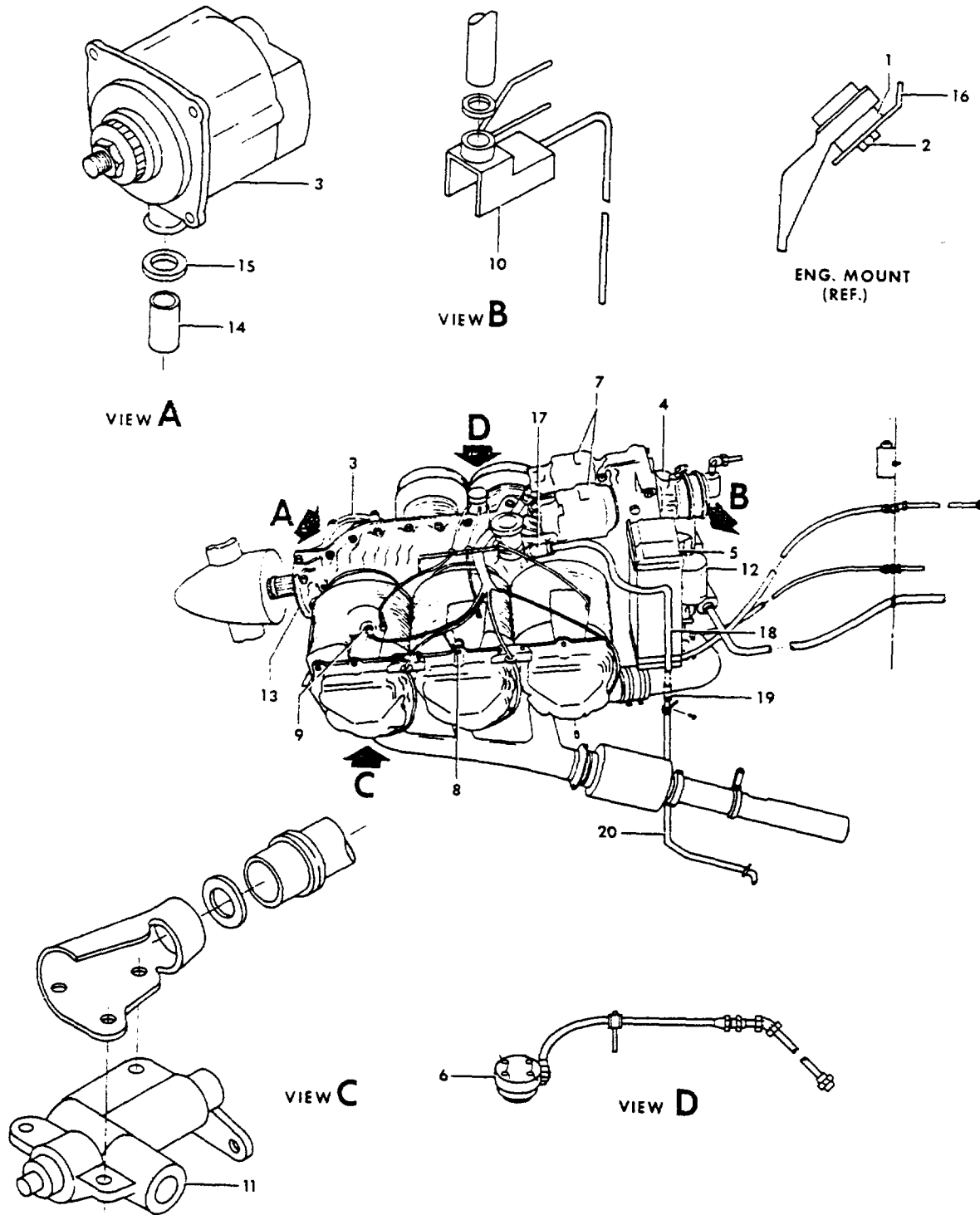
C O D E S O F E F F E C T I V I T Y

1 D-9070 THRU D-9180

BEECHCRAFT
BONANZA V35B
ILLUSTRATED PARTS CATALOG

FIGURE 241B
POWER PLANT
D-9776 AND AFTER

BEECHCRAFT
 BONANZA V35B
 ILLUSTRATED PARTS CATALOG

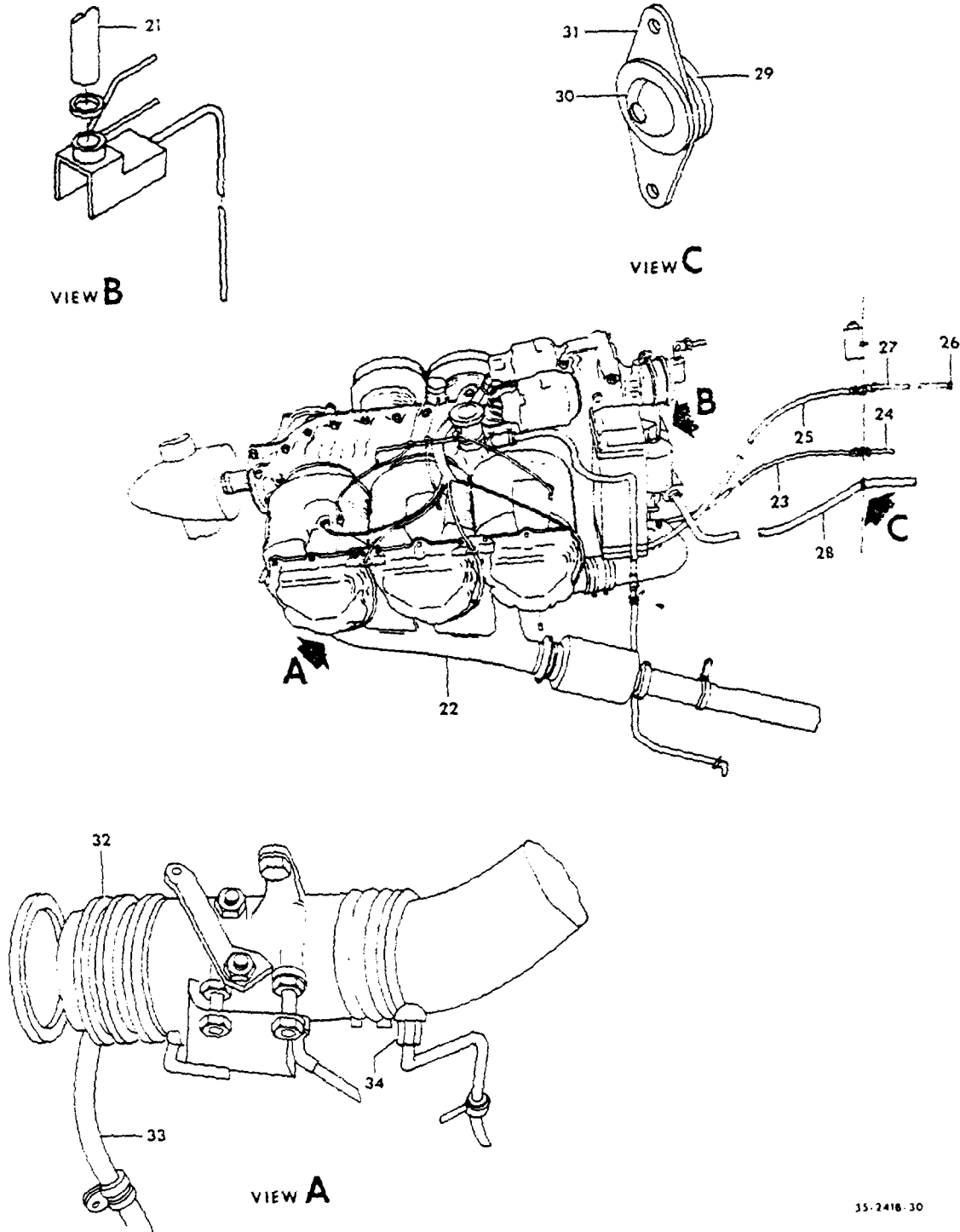


35-2418-29

B E E C H C R A F T
B O N A N Z A V 3 5 B
I L L U S T R A T E D P A R T S C A T A L O G

FIG. & INDEX NO.	PART NO.	DESCRIPTION	UNITS PER ASSY	USABLE ON CODE
		1 2 3 4 5 6 7		
241B	R 35-910328-1	POWER PLANT INSTL/2 BLADED PROPELLER/	NP	2
	R 35-910328-3	POWER PLANT INSTL/3 BLADED PROPELLER/	NP	2
	R 35-910328-31	POWER PLANT INSTL/3 BLADED PROPELLER/	NP	3
	R 35-910328-35	POWER PLANT INSTL/3 BLADED PROPELLER/	NP	4
	R I0520BB	. ENGINE ASSY,SPEC 12/14 VOLT/.	1	5
	R I0520BB	. ENGINE ASSY,SPEC 15/28 VOLT/.	1	6
	R I0520BB	. ENGINE ASSY,SPEC 16/28 VOLT/.	1	7
- 1	J10520-1	. MOUNTING KIT/SPARES FOR 751231-3/	4	1
NOTE IF 7351231 OR 735231-3 MOUNTS ARE CURRENTLY IN USE DO NOT MIX WITH J10520-1 MOUNTS.REPLACE ALL MOUNTS WITH J10520-1 MOUNT				
/ATTACHING PARTS/				
241B - 2	13090988	. BOLT.	4	
	AN960-716	. WASHER.	4	
	130909N3	. NUT	4	
	79028-125-1250	. PIN,ROLL.	4	
- 3	R 641670	. . ALTERNATOR,14 VOLT 50 AMP/SEE FIG.359/.	1	5
	R 641668	. . ALTERNATOR,28 VOLT 50 AMP/SEE FIG.359B/	1	6
	R 642055	. . ALTERNATOR,28 VOLT 60 AMP	1	7
- 4	R 634592	. . STARTER ASSY,14 VOLT/SEE FIG.357/	1	5
	R 637847	. . STARTER ASSY,28 VOLT/SEE FIG.357A/.	1	8
- 5	635996	. COOLER,OIL.	1	1
- 6	631427A1	. VALVE ASSY,FUEL MANIFOLD.	1	1
- 7	R 640030	. . MAGNETO,LH & RH	2	1
	636603	. . HARNESS ASSY,MAGNETO.	1	1
- 8	M1779	. . CLAMP,MAGNETO HARNESS	2	1
- 9	AC273	. . SPARK PLUG.	12	1
	RHB32N	. . SPARK PLUG/ALTERNATE AC273/	12	1
- 10	R 638154-2A3	. . FUEL PUMP,ENGINE DRIVEN	1	9
	R 638154-16A2	. . FUEL PUMP,ENGINE DRIVEN /USE WITH I05?08A SPEC 12 & 14 ENGINES/ /USE WITH I0520BB SPEC 14,15 & 16 ENGIN	1	8
- 11	629904-2A2	. . CONTROL ASSY,FUEL INJECTION	1	1
	537379	. . GASKET,EXHAUST FLANGE	2	1
- 12	632399	. . ELEMENT,OIL FILTER/ALTERNATE P-128, 641584/	1	1
- 13	35-380088-1	. GOVERNOR ASSY/ALTERNATE 35-380088-3/.	1	1
	35-380088-3	. GOVERNOR ASSY/ALTERNATE 35-380088-1	1	1
- 14	LOT6A10	. DUCT.	1	1
- 15	NAS397-24	. CLAMP	1	1
- 16	35-910003-85	. SHROUD ASSY,ENGINE MOUNT/LH ONLY/	2	1
- 17	106200H12-14	. HOSE,VENT	1	1
		/ATTACHING PARTS/		
	A18	. CLAMP	2	
- 18	35-910007-13	. TUBE,VENT	1	1
- 19	BE712-3-14-4	. HOSE,VENT	1	1
		/ATTACHING PARTS/		
	AN737TW30	. CLAMP	2	
- 20	35-910007-11	. TUBE,VENT	1	1
	MS21919DG12	. CLAMP	3	
		/ATTACHING PARTS/		
	100696010-07-204	. SPACER/1 EACH TOP & BOTTOM CLAMP/	2	
	AN3-25A	. BOLT/TOP & BOTTOM CLAMP/.	2	
	AN515-8R6	. SCREW/CENTER CLAMP/	1	
	R AN960-8	. WASHER/CENTER CLAMP/.	1	
	R AN960-10	. WASHER/BOTTOM CLAMP/.	1	
	R MS20365-832	. NUT/CENTER CLAMP/	1	
	R MS20365-1032	. NUT/BOTTOM CLAMP/	1	

BEECHCRAFT
BONANZA V35B
ILLUSTRATED PARTS CATALOG

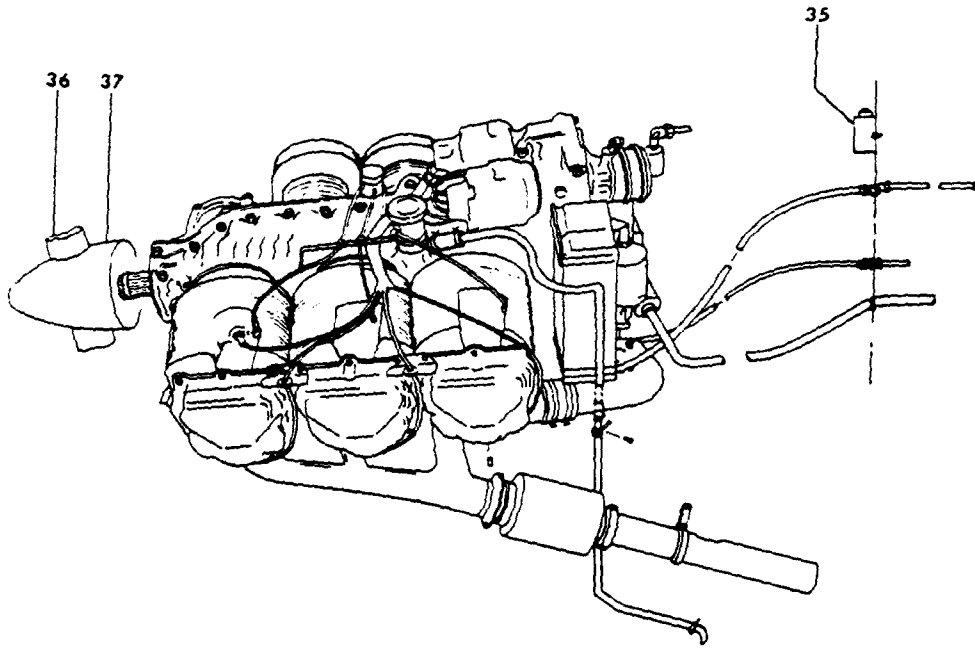


35-2418-30

B E E C H C R A F T
B O N A N Z A V 3 5 B
I L L U S T R A T E D P A R T S C A T A L O G

FIG. & ITEM NO.	PART NO.	DESCRIPTION	UNITS PER ASSY							USABLE ON CODE
			1	2	3	4	5	6	7	
241B - 21	R BE709-6-72-6	. DUCT, FUEL PUMP & FUEL CONTROL UNIT.							1	1
	NAS397-28	. /ATTACHING PARTS/ . CLAMP							2	
- 22	R 35-950005-33	. EXHAUST ASSY, LH/SEE FIG.245/.							1	1
	R 35-950005-35	. EXHAUST ASSY, RH/SEE FIG.245/.							1	1
		. /ATTACHING PARTS/ . CLAMP, LH EXHAUST.							2	
	35-910003-43	. LINK, LH EXHAUST							2	
	35-910007-5	. LINK, RH EXHAUST							2	
	R 102933S4Z E0170	. BUSHING, SPACER.							4	
	100951S063ZK	. WASHER.							8	
	AN3-5	. BOLT.							4	
	AN3-6	. BOLT.							4	
	AN960-10	. WASHER.							10	
	R AN310-3	. NUT							6	
	330939-1	. GROMMET							4	
	R 35-910328-33	. SHIELD ASSY, MUFFLER							1	1
	R 95-910019-27	. SHROUD ASSY							1	1
	R 36-910042-13	. BRACKET ASSY.							4	1
	R 68KS3	. CLAMP							2	1
	R MS35207-263	. SCREW							4	1
	R AN970-3	. WASHER.							4	1
	MS20822-38	. ELBOW, MANIFOLD PRESSURE							1	1
- 23	130524-3-0250	. HOSE ASSY, MANIFOLD PRESSURE							1	1
	35-910328-11	. ELBOW INSTL, FIREWALL MANIFOLD & OIL PRESSURE. NP								1
		. /SEE FIG.111A/								
- 24	35-910328-5	. TUBE ASSY, MANIFOLD PRESSURE							1	1
	AN816-2B	. NIPPLE, MANIFOLD PRESSURE GAGE							1	1
- 25	130524-3-0160	. HOSE ASSY, OIL PRESSURE.							1	1
- 26	AN816-2D	. NIPPLE.							1	1
- 27	33-910000-15	. TUBE ASSY, OIL PRESSURE.							1	1
- 28	36-910013-1	. FLEX SHAFT ASSY, TACH DRIVE.							1	1
- 29	112412	. GROMMET, TACHOMETER SHAFT/FIREWALL/.							2	1
- 30	112413-2	. BALL, HALF							2	1
- 31	112436-6	. RETAINER, BALL HALF.							1	1
		. /ATTACHING PARTS/ . FASTNER, RETAINER.							2	
	115167CXZ060585	. DUCT, ENGINE ALTERNATE AIR							1	1
	R NAS397-28	. CLAMP, DUCT ALTERNATE AIR.							1	1
- 32	AD877	. DUCT, INDUCTION AIR.							1	1
	105798-13	. CLAMP							1	1
- 33	35-910007-9	. TUBE, INDUCTION DRAIN.							1	1
	MS219190G4	. CLAMP							1	1
		. /ATTACHING PARTS/ . SCREW							1	
	AN515-8R6	. SPACER.							1	
	100696F12-06-024	. WASHER.							1	
	AN960-8	. NUT							1	
	MS20365-832	. NUT							1	
- 34	R 58-920051-5	. VALVE ASSY, MANIFOLD DRAIN							1	1
	CS6A	. CLAMP							1	1
	114693-2-01300	. TUBE, MANIFOLD DRAIN							1	1

BEECHCRAFT
BONANZA V35B
ILLUSTRATED PARTS CATALOG



25-2418-41

B E E C H C R A F T
B O N A N Z A V 3 5 B
I L L U S T R A T E D P A R T S C A T A L O G

FIG. & INDEX NO.	PART NO.	DESCRIPTION							UNITS PER ASSY	USABLE ON CODE
		1	2	3	4	5	6	7		
241B - 35	R 1114213	• SOLENOID.							1	1
		/ATTACHING PARTS/								
	R AN4-4A	• BOLT.							2	
	R AN960-416	• WASHER.							2	
- 36	R 2A36C23CP/8480	• PROPELLER,2 BLADED/SEE FIG.248/							1	2
	R 3A32C76S/82NB2	• PROPELLER,3 BLADED/SEE FIG.249A/.							1	2
	R 36-960001-3	• PROPELLER & SPINNER ASSY,3 BLADED							1	13
	R 36-960004-1	• PROPELLER INSTL,2 BLADED.							NP	4
	R 36-960003-3	• PROPELLER INSTL,3 BLADED.							NP	4
- 37	R 35-910028-7	• SPINNER ASSY,2 BLADED PROP.							1	2
	R 35-910028-9	• SPINNER ASSY,3 BLADED PROP.							1	2
	R P10-5304	• FILTER,AIR.							1	10
	R 35-380035-7	• FILTER,AIR.							1	11
		/ATTACHING PARTS/								
	R MS35207-261	• SCREW							2	
	R AN3-3A	• BOLT.							2	
	R BJ107	• VALVE,OIL DRAIN							1	12
	R AN900-10	• WASHER.							1	12

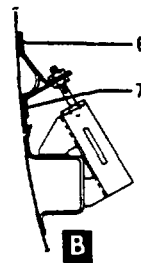
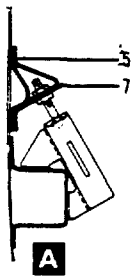
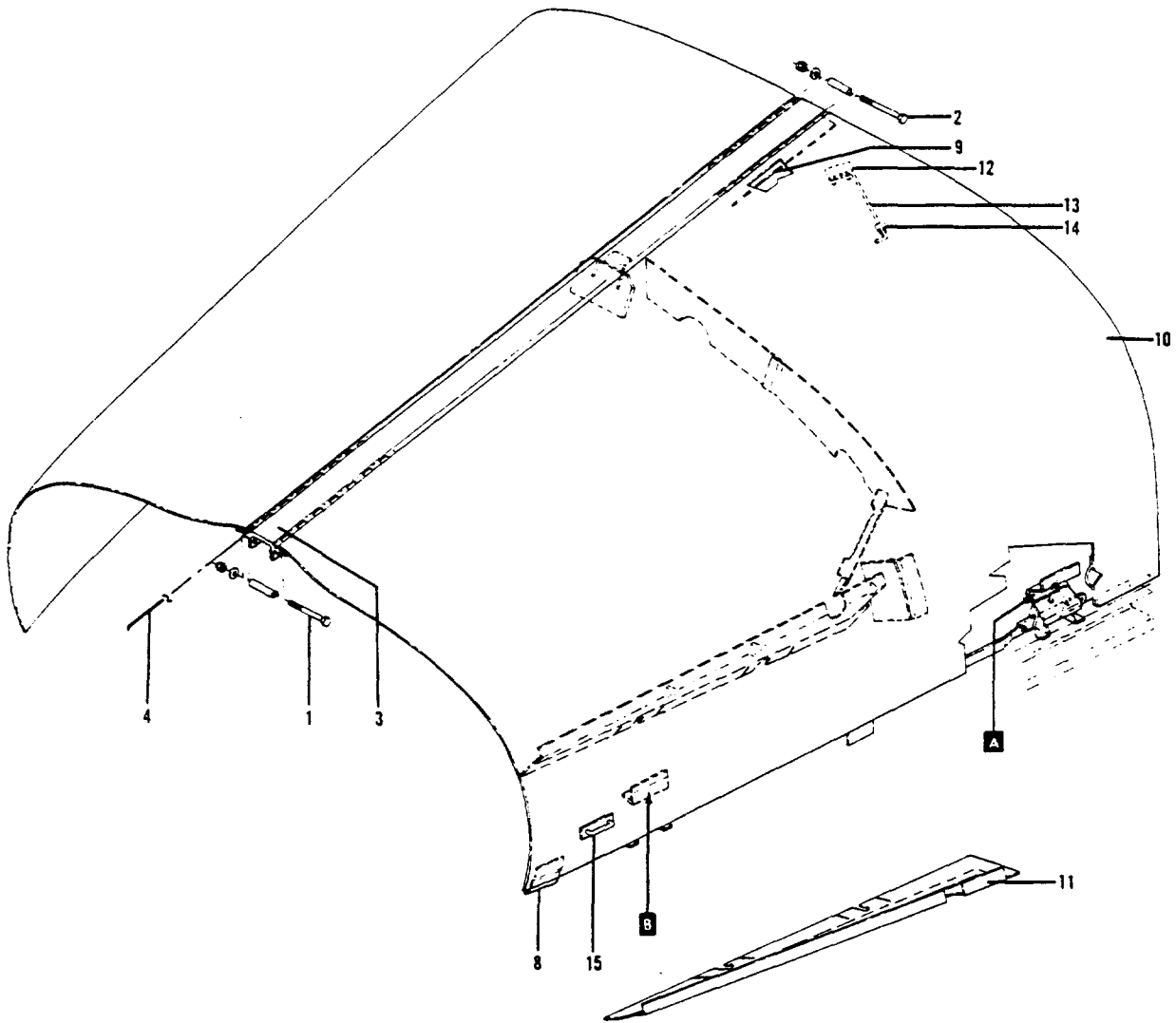
C O D E S O F E F F E C T I V I T Y

- | | |
|------------------------|------------------------|
| 1 D-9776 AND AFTER | 2 D-9776 THRU D-10349 |
| 3 D-10350 THRU D-10382 | 4 D-10383 AND AFTER |
| 5 D-9776 THRU D-10096, | 6 D-10097, |
| D-10098 THRU D-10119 | D-10120 THRU D-10353 |
| 7 D-10354 AND AFTER | 8 D-10097, |
| | D-10120 AND AFTER |
| 9 D-9776 THRU D-10353 | 10 D-9776 THRU D-10151 |
| 11 D-10152 AND AFTER | 12 D-10364 AND AFTER |
| 13 D-10350 AND AFTER | |

BEECHCRAFT
BONANZA V35B
ILLUSTRATED PARTS CATALOG

FIGURE 242
ENGINE COWLING

BEECHCRAFT
BONANZA V35B
ILLUSTRATED PARTS CATALOG



35-242-2

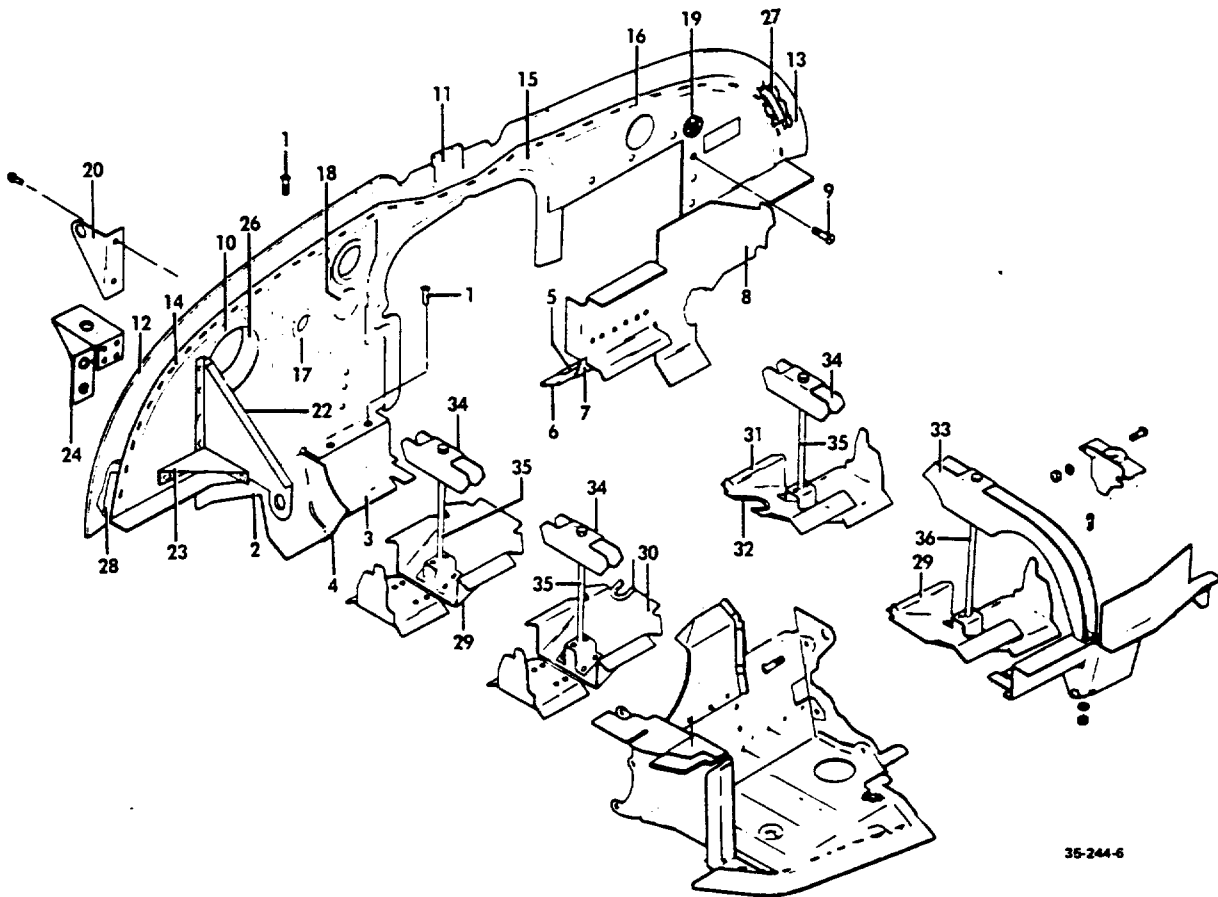
B E E C H C R A F T
B O N A N Z A V 3 5 8
I L L U S T R A T E D P A R T S C A T A L O G

FIG. & INDEX NO.	PART NO.	DESCRIPTION							UNITS PER ASSY	USABLE ON CODE
		1	2	3	4	5	6	7		
242	35-910101-9	COWLING INSTL,ENGINE	MP	
	35-910321-603	. COWLING ASSY,ENGINE /ATTACHING PARTS/	1	
- 1	AN3-22A/M/	. BOLT,FWD.	2	
- 2	AN3-17A/M/	. BOLT,AFT.	2	
	102933052J1375	. SPACER,FWD.	2	
	102933052J1265	. SPACER,AFT.	1	
	AN960-10	. WASHER.	4	
	MS20365-1032	. NUT	4	
- 3	35-910102-1	. . HINGE,CENTER.	1	
	35-910321-607	. . DOOR ASSY,LH COWL	1	
	35-910321-608	. . DOOR ASSY,RH COWL /ATTACHING PARTS/	1	
- 4	105774C-ZB03703	. . PIN,HINGE	1	
- 5	35-910314-1	. . . BRACKET,UPPER AFT COWL LATCH.	1	
- 6	35-910316-1	. . . BRACKET,UPPER FWD COWL LATCH.	1	
- 7	35-910315-1	. . . BRACKET,LOWER COWL LATCH.	2	
- 8	35-910319	. . . CLIP,COWL LATCH	1	
- 9	35-910103	. . . HINGE,LH HALF	1	
	35-910103-1	. . . HINGE,RH HALF	1	
- 10	35-910321-37	. . . WELD ASSY,LH COWL DOOR.	1	
	35-910321-38	. . . WELD ASSY,RH COWL DOOR.	1	
- 11	35-910321-35	. . . SEAL ASSY,LH DOOR	1	
	35-910321-36	. . . SEAL ASSY,RH DOOR	1	
- 12	35-910109-1	. . . BRACKET,HOLD OPEN ROD UPPER	1	
- 13	35-910108	. . . ROD,DOOR HOLD OPEN /ATTACHING PARTS/	1	
	NAS557-4A	. . . GROMMET	2	
	MS24665-132	. . . PIN,COTTER.	1	
- 14	185678	. . . CLIP,HOLD OPEN ROD LOWER.	1	
- 15	35-910322-1	. . . HANDLE /ATTACHING PARTS/	1	
	AN515-BR6	. . . SCREW	2	
	AN936A8	. . . WASHER.	2	

BEECHCRAFT
BONANZA V35B
ILLUSTRATED PARTS CATALOG

FIGURE 244
BAFFLES

BEECHCRAFT
BONANZA V35B
ILLUSTRATED PARTS CATALOG

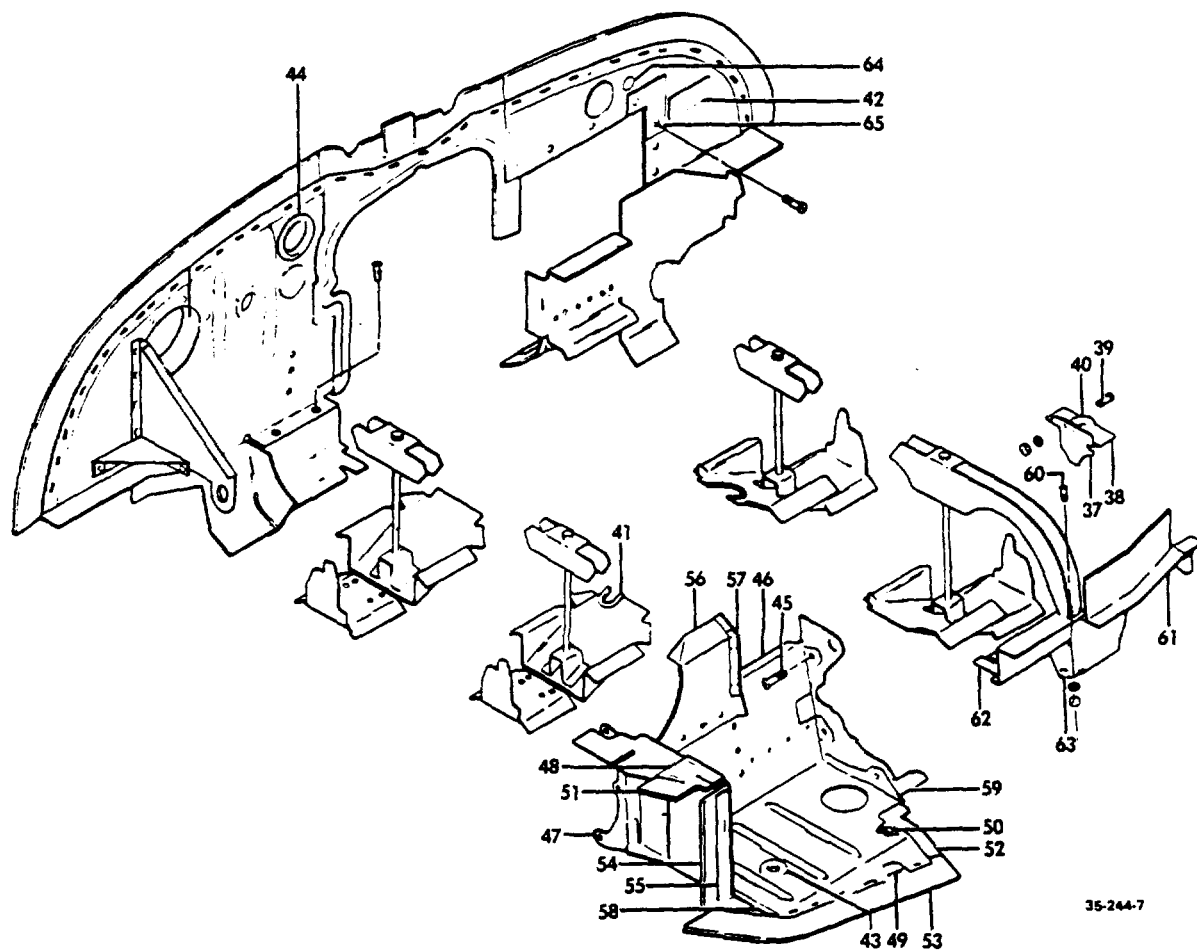


35-244-6

B E E C H C R A F T
B O N A N Z A V 3 5 8
I L L U S T R A T E D P A R T S C A T A L O G

FIG. & INDEX NO.	PART NO.	DESCRIPTION	UNITS PER ASSY	USABLE ON CODE
		1 2 3 4 5 6 7		
244	35-910067	BAFFLE INSTL,ENGINE	NP	1
	35-910067-123	BAFFLE INSTL,TURBOCHARGED ENGINE.	NP	3
	35-910067-167	BAFFLE INSTL,ENGINE	NP	2
	35-910067-43	. BAFFLE ASSY,REAR RH/LOWER/.	1	1
	35-910067-185	. BAFFLE ASSY,REAR RH/LOWER/. /ATTACHING PARTS/	1	2
- 1	AN515-6R5	. SCREW	4	
	AN960-6	. WASHER.	4	
	MS20365-632	. NUT	4	
- 2	35-910066-43	. . BAFFLE.	1	
- 3	35-910066-49	. . BAFFLE.	1	
- 4	35-910066-165	. . CLIP.	1	
	35-910067-51	. BAFFLE ASSY,REAR LH	1	
- 5	35-910067-53	. . STRIP	1	
- 6	35-910067-55	. . SEAL.	1	
- 7	35-910067-57	. . BAFFLE.	1	
- 8	35-910067-79	. . BAFFLE.	1	
	35-910067-602	. BAFFLE ASSY,REAR /WITH TURBOCHARGER/.	1	3
	35-910067-603	. BAFFLE ASSY,REAR /LESS TURBOCHARGER/.	1	1
	35-910067-169	. BAFFLE ASSY,LH REAR	1	6
	35-910067-241	. BAFFLE ASSY,LH REAR	1	7
	35-910067-171	. BAFFLE ASSY,RH REAR	1	6
	35-910067-243	. BAFFLE ASSY,RH REAR /ATTACHING PARTS/	1	7
- 9	AN3-3A/M/	. BOLT.	9	
	AN960-10	. WASHER.	9	
	MS20365-1032	. NUT	9	
- 10	35-910067-141	. . BAFFLE,REAR /WITH TURBOCHARGER/.	1	3
	35-910067-129	. . BAFFLE,REAR /LESS TURBOCHARGER/.	1	1
	35-910067-173	. . BAFFLE,CENTER	1	2
	35-910329-1	. . BAFFLE,RH	1	6
	35-910329-7	. . BAFFLE,RH	1	7
- 11	35-910067-25	. . SEAL.	1	1
	35-910067-225	. . SEAL.	1	2
- 12	35-910067-27	. . SEAL.	2	
- 13	35-910067-29	. . SEAL.	1	
- 14	35-910067-31	. . STRIP	1	
- 15	35-910067-33	. . RETAINER.	1	1
	35-910067-177	. . RETAINER.	1	2
- 16	35-910067-35	. . STRIP	1	
- 17	MS35489-23	. . GROMMET	1	1
- 18	SS51058	. . PLUG /LESS TURBOCHARGER/.	1	1
- 19	AN865-1	. . FLANGE.	1	6
- 20	96-910020-257	. . CLIP.	1	
- 21		. . DELETED		
- 22	35-910067-239	. . SUPPORT	1	1
	35-910067-187	. . SUPPORT	1	2
- 23	35-910067-113	. . ANGLE	1	1
	35-910067-155	. . ANGLE	1	2
- 24	33-329010-19	. . BRACKET,AIR PRESSURE TUBE	1	
	35-910067-77	. . CLIP.	1	
- 25		. . DELETED		
- 26	35-410446-253	. . WELD ASSY	1	
- 27	35-910067-109	. . STRIP,LH AFT.	1	
- 28	35-910067-111	. . STRIP,RH AFT.	1	
- 29	96-910020-151	. BAFFLE ASSY,INTERCYLINDER	2	
- 30	35-910067-47	. BAFFLE ASSY,INTERCYLINDER /LESS TURBOCHARGER/.	1	
- 31	96-910020-85	. BAFFLE ASSY,INTERCYLINDER	1	
- 32	96-910020-253	. . GROMMET	1	
- 33	35-910215	. . SUPPORT,BAFFLE.	1	
- 34	35-910216	. . SUPPORT,BAFFLE. /ATTACHING PARTS/	3	
- 35	AN3-63A/M/	. BOLT.	1	
- 36	AN3-73A/M/	. BOLT.	1	
	AN960-10	. WASHER.	1	

BEECHCRAFT
BONANZA V35B
ILLUSTRATED PARTS CATALOG



B E E C H C R A F T
B O N A N Z A V 3 5 B
I L L U S T R A T E D P A R T S C A T A L O G

FIG. & INDEX NO.	PART NO.	DESCRIPTION							UNITS PER ASSY	USABLE ON CODE
		1	2	3	4	5	6	7		
244 - 37	45-910314	4	
- 38	45-910315-1	4	
		/ATTACHING PARTS/								
- 39	AN515-8R8	2	
	AN960-8	2	
	MS20365-832	2	
- 40	AN931-5S13	4	
- 41	35-910067-117	1	
- 42	95-910020	1	
- 43	MS35489-14S	1	
	MS35489-17	1	5
- 44	MS35489-27	1	
	35-910067-143	1	3
	35-910067-193	1	4
		/ATTACHING PARTS/								
- 45	AN520-10R6	3	
	AN960-10	3	
- 46	35-910067-131	1	3
	35-910067-201	1	4
- 47	35-910067-7	1	
- 48	35-910067-13	1	
- 49	35-910067-15	1	
- 50	35-910067-17	1	
- 51	35-910067-19	1	
- 52	35-910067-21	1	
- 53	35-910067-23	1	
- 54	35-910067-59	1	
	35-910067-203	1	4
- 55	35-910067-61	1	
	35-910067-87	1	3
	35-910067-195	1	4
		/ATTACHING PARTS/								
	AN515-6R5	3	
	AN960-6	3	
	130006A632BC	3	
- 56	35-910067-81	1	3
	35-910067-197	1	4
- 57	35-910067-83	1	3
	35-910067-199	1	4
- 58	35-910067-115	1	
- 59	35-910068	1	
	35-910073-1	1	
		/ATTACHING PARTS/								
- 60	AN515-6R14	1	
	AN960-6	1	
	MS20365-632	1	
- 61	35-910073-3	1	
- 62	35-910073-5	1	
- 63	35-910066-165	1	
- 64	SS48155	1	
- 65	35-910067-125	1	3

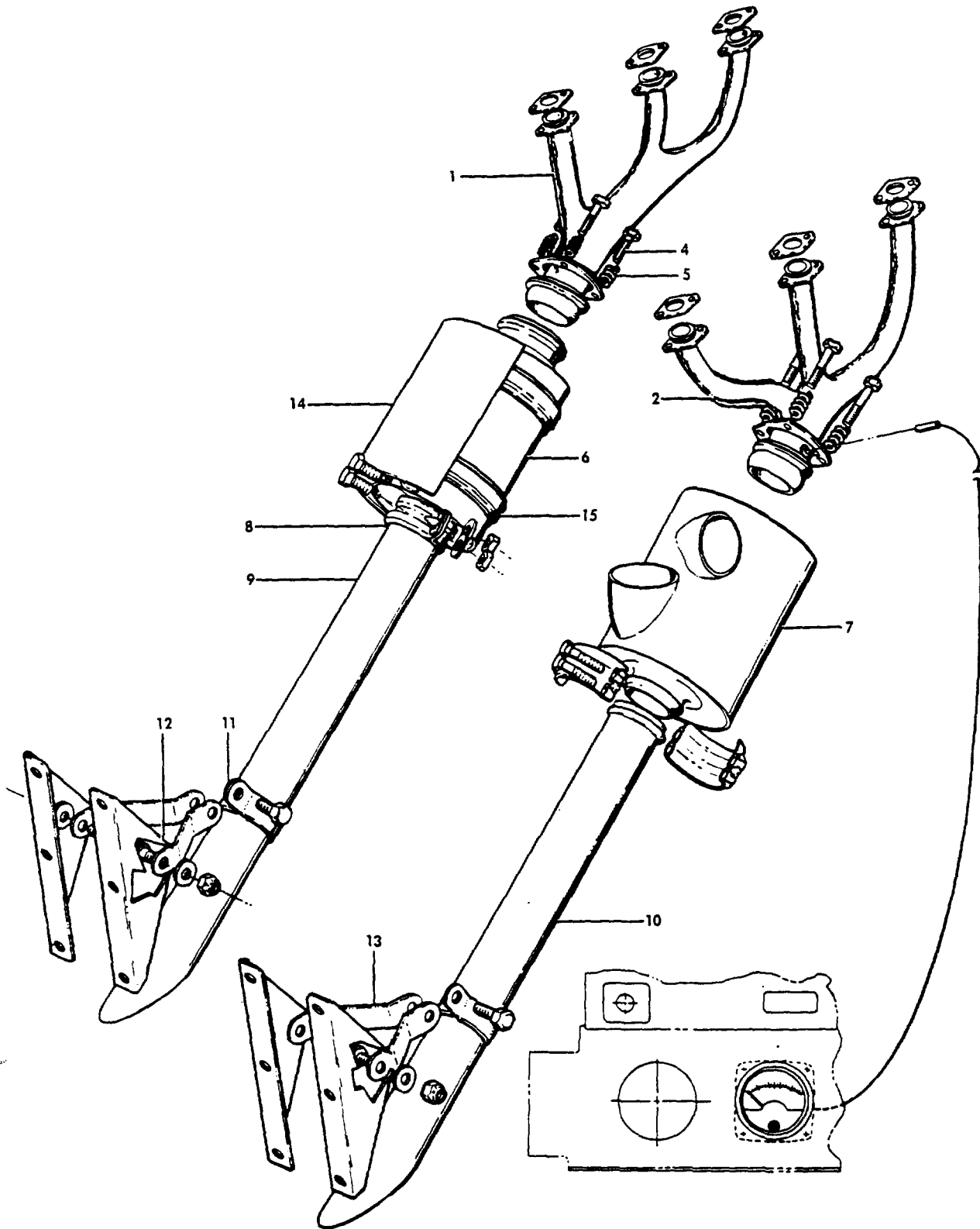
C O D E S O F E F F E C T I V I T Y

1	D-9069 THRU D-9775	2	D-9776 AND AFTER
3	D-9069 THRU D-10119 EXCEPT D-10097	4	D-10097, D-10120 AND AFTER
5	D-10312 AND AFTER	6	D-9776 THRU D-10353
7	D-10354 AND AFTER		

BEECHCRAFT
BONANZA V35B
ILLUSTRATED PARTS CATALOG

FIGURE 245
EXHAUST SYSTEM

BEECHCRAFT
BONANZA V35B
ILLUSTRATED PARTS CATALOG



35-245-6

B E E C H C R A F T
B O N A N Z A V 3 5 B
I L L U S T R A T E D P A R T S C A T A L O G

FIG. C ITEM NO.	PART NO.	DESCRIPTION	UNITS							USABLE ON CODE	
			1	2	3	4	5	6	7		PER ASSY
245	R 35-950005-33	EXHAUST ASSY,LH								1	13
	R 35-950005-35	EXHAUST ASSY,RH								1	13
- 1	35-950005-1	. STACK ASSY,LH EXHAUST								1	12
	35-950005-37	. STACK ASSY,LH EXHAUST								1	11
- 2	35-950005-3	. STACK ASSY,RH EXHAUST /LESS ALCOR BOSS/								1	12
	35-950005-39	. STACK ASSY,RH EXHAUST								1	11
	R 35-950005-65	. COLLAR								1	11
	MC1106-200	. PLUG								1	11
	MC1106-150	. GASKET								1	11
- 3		. DELETED									
	R 537379	. GASKET,EXHAUST FLANGE								6	11
	35-910007-613	. MUFFLER & TAILPIPE ASSY,LH								NP	12
	35-910007-615	. MUFFLER & TAIL PIPE ASSY,LH								1	11
		/SPARES FOR 35-910007-613/									
	35-910007-614	. HEATER & TAILPIPE ASSY,RH								NP	12
	35-910007-616	. HEATER & TAIL PIPE ASSY,RH								1	11
		/SPARES FOR 35-910007-614/									
		/ATTACHING PARTS/									
- 4	AN3-15/M/	. BOLT								3	
	AN960-10	. WASHER								9	
- 5	186-218	. SPRING								3	
	AN310-3	. NUT								3	
	AN380-2-3	. PIN,COTTER								3	
- 6	701-4	. MUFFLER,LH								1	6
	701-20	. MUFFLER,LH								1	5
- 7	701-5	. HEATER,RH								1	6
	701-21	. HEATER,RH								1	5
- 8	35-950004-17	. CLAMP,MUFFLER & HEATER								2	
		/ATTACHING PARTS/									
	AN4-5/M/	. BOLT								2	
	AN4-6/M/	. BOLT								2	
	AN960-416	. WASHER								12	
	MS21045-4	. NUT								4	
	35-950005-43	. TUBE ASSY								1	11
	35-950005-45	. TUBE								1	11
- 9	35-950005-11	. TUBE,LH EXHAUST								1	12
	35-950005-61	. TUBE,LH EXHAUST								1	11
- 10	35-950005-9	. TUBE,RH EXHAUST								1	12
	35-950005-57	. TUBE,RH EXHAUST								1	11
- 11	35-910003-41	. CLAMP,EXHAUST TUBE								1	
- 12	35-910003-43	. LINK,LH EXHAUST CLAMP								1	
- 13	35-910007-5	. LINK,RH EXHAUST CLAMP								1	
		/ATTACHING PARTS/									
	AN3-3/M/	. BOLT								1	
	AN3-5/M/	. BOLT								2	3
	AB3-6/M/	. BOLT								2	4
	AN960-10	. WASHER								AR	
	AN310-3	. NUT								3	
	MS24665-132	. PIN,COTTER								3	
	MS35489-4	. GROMMET								2	3
	330939-1	. GROMMET								4	4
	102933S42E0170	. BUSHING								2	4
	100951S0632K	. WASHER								8	4
- 14	95-910019-11	. SHROUD INSTL,EXHAUST LH								NP	
	95-910019-25	. SHROUD ASSY,MUFFLER								1	
- 15	95-910019-15	. CLAMP ASSY,SHROUD								2	
		/ATTACHING PARTS/									
	AN3	. BOLT								1	
	AN960-10L	. WASHER								1	
	MS20364-1032	. NUT								1	

BEECHCRAFT
BONANZA V35B
ILLUSTRATED PARTS CATALOG

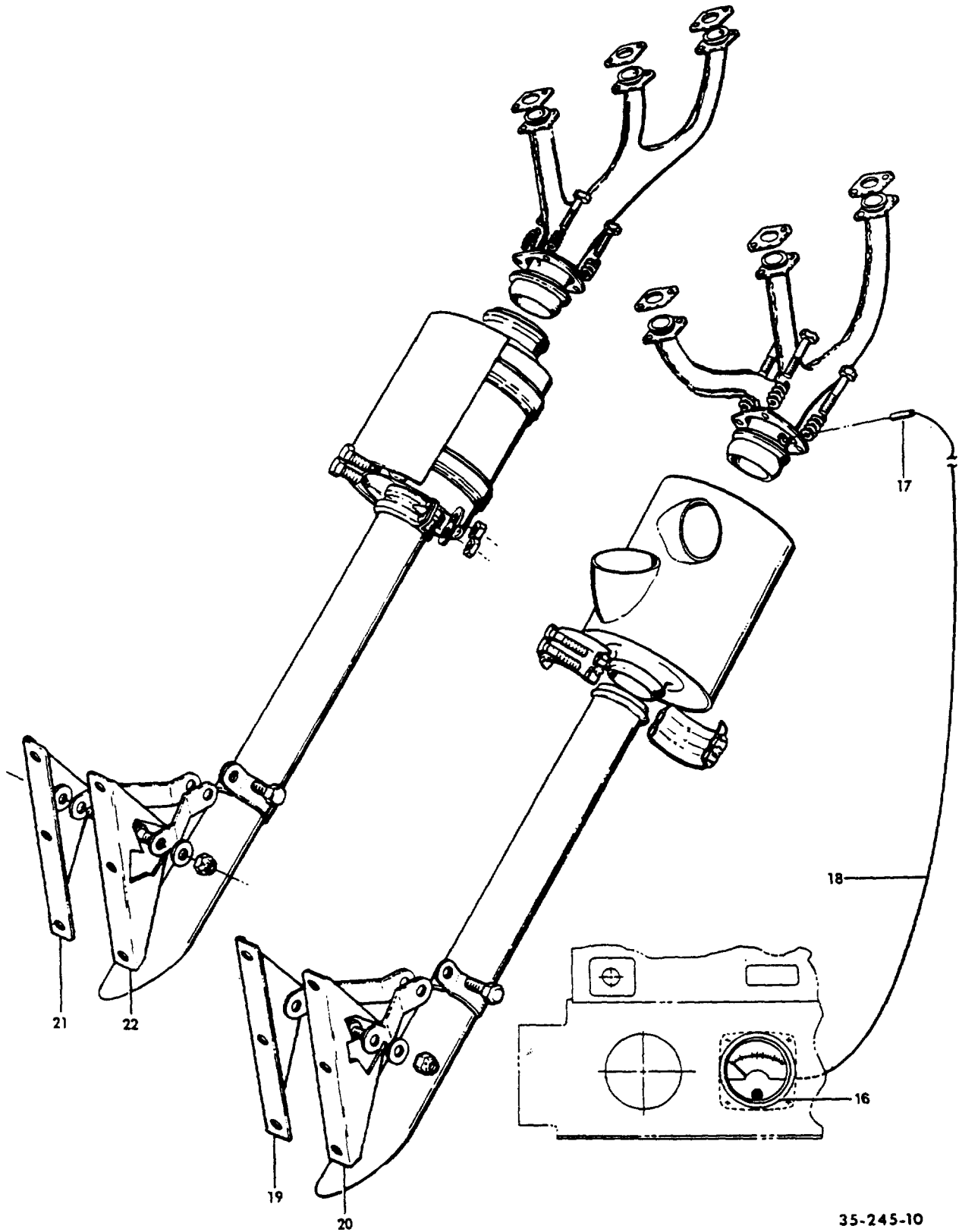


FIGURE 245. EXHAUST SYSTEM
/SHEET 2 OF 2 SHEETS/

B E E C H C R A F T
B O N A N Z A V 3 5 8
I L L U S T R A T E D P A R T S C A T A L O G

FIG. & ITEM NO.	PART NO.	DESCRIPTION							UNITS PER ASSY	USABLE ON CODE
		1	2	3	4	5	6	7		
245	35-329006	INDICATOR INSTL,EXHAUST GAS TEMPERATURE							NP	1
	35-329006-3	INDICATOR INSTL,EXHAUST GAS TEMPERATURE /INTERNALLY LIGHTED INDICATOR/							NP	1
	35-324479-1	INDICATOR INSTL,EXHAUST GAS TEMPERATURE							NP	2
	36-324024-1	INDICATOR INSTL,EXHAUST GAS TEMPERATURE							NP	7
	36-324024-3	INDICATOR INSTL,EXHAUST GAS TEMPERATURE /INTERNALLY LIGHTED INDICATOR/							NP	7
- 16	210-8A	. INDICATOR,EXHAUST GAS TEMPERATURE							1	7
	210-8AL	. INDICATOR,EXHAUST GAS TEMPERATURE /INTERNALLY LIGHTED/							1	8
	210-8AL/24	. INDICATOR,EXHAUST GAS TEMPERATURE/28 VOLT/. . . /INTERNALLY LIGHTED/							1	9
	214-2A	. INDICATOR,EXHAUST GAS TEMPERATURE /VERTICAL/. . .							1	2
- 17	MODEL A106B	. PROBE							1	
- 18	A106-7.5	. WIRE,LEAD							1	
	35-950005-29	. STACK ASSY,RH EXHAUST/WITH EGT BOSS/.							1	1
	35-324479-7	. STACK ASSY,RH EXHAUST/WITH EGT BOSS/.							NP	10
- 19	35-415412-89	ANGLE,EXHAUST TUBE RH INBD.							1	3
	36-410011-1	ANGLE,EXHAUST TUBE RH INBD.							1	4
- 20	35-415412-90	ANGLE,EXHAUST TUBE RH OUTBD							1	3
	36-410012-1	ANGLE,EXHAUST TUBE RH OUTBD							1	4
- 21	35-415330-72	ANGLE,EXHAUST TUBE LH OUTBD							1	3
	36-410010-1	ANGLE,EXHAUST TUBE LH OUTBD							1	4
- 22	35-415330-73	ANGLE,EXHAUST TUBE LH INBD.							1	3
	36-410010-2	ANGLE,EXHAUST TUBE LH INBD.							1	4

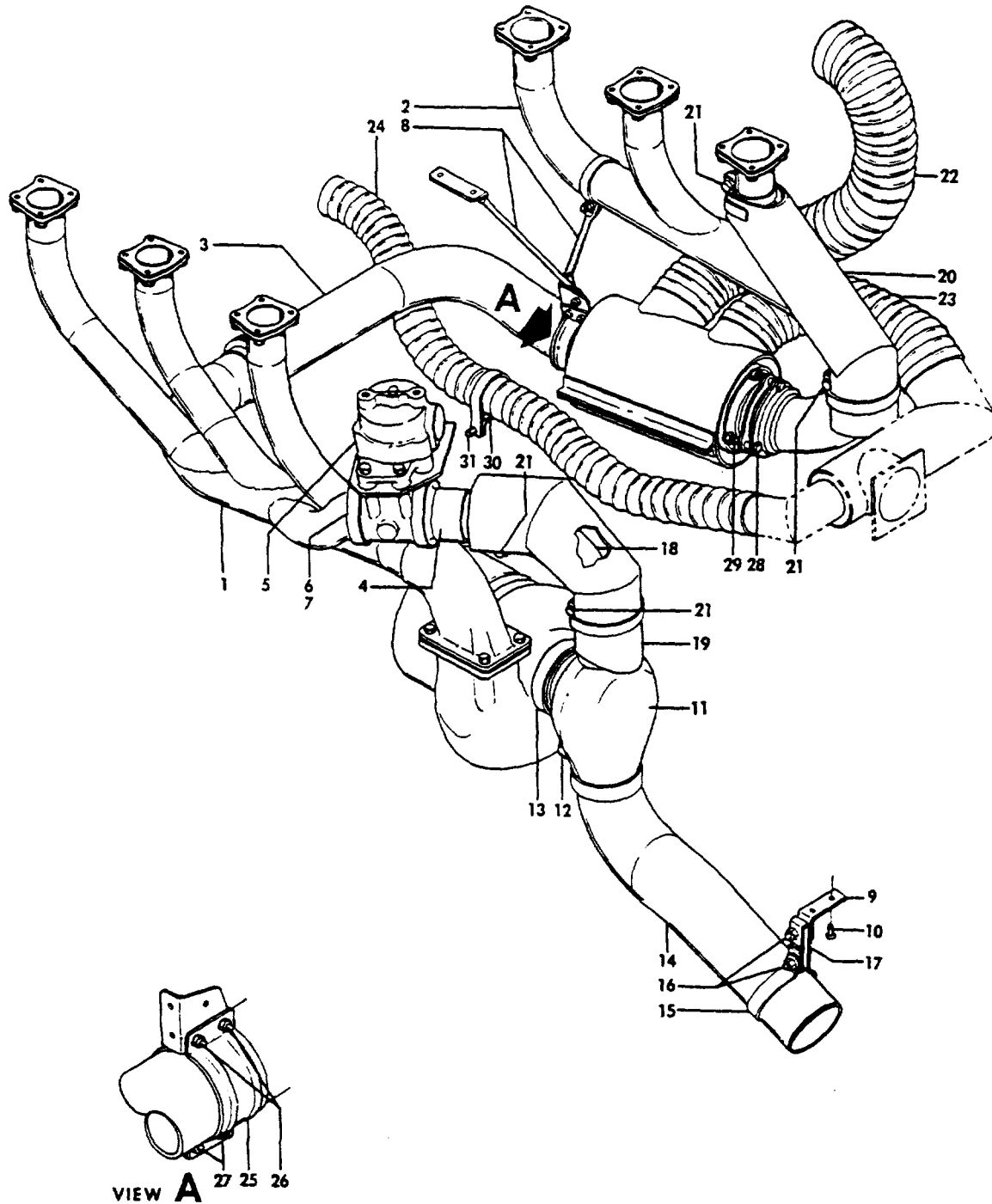
C O D E S O F E F F E C T I V I T Y

1 D-9069 THRU D-9221	2 D-9222 THRU D-9390
3 D-9069 THRU D-9409	4 D-9410 AND AFTER
5 D-9552 AND AFTER	6 D-9069 THRU D-9551
7 D-9391 AND AFTER	8 D-9391 THRU D-10119, EXCEPT D-10097
9 D-10097,D-10120 AND AFTER	10 D-9222 THRU D-10398
11 D-10397 AND AFTER	12 D-9069 THRU D-10396
13 D-9069 AND AFTER	

B E E C H C R A F T
B O N A N Z A V 3 5 B
I L L U S T R A T E D P A R T S C A T A L O G

FIGURE 245A
EXHAUST SYSTEM FOR TURBOCHARGED ENGINE
D-9069 THRU D-10119 EXCEPT D-10097

BEECHCRAFT
BONANZA V35B
ILLUSTRATED PARTS CATALOG

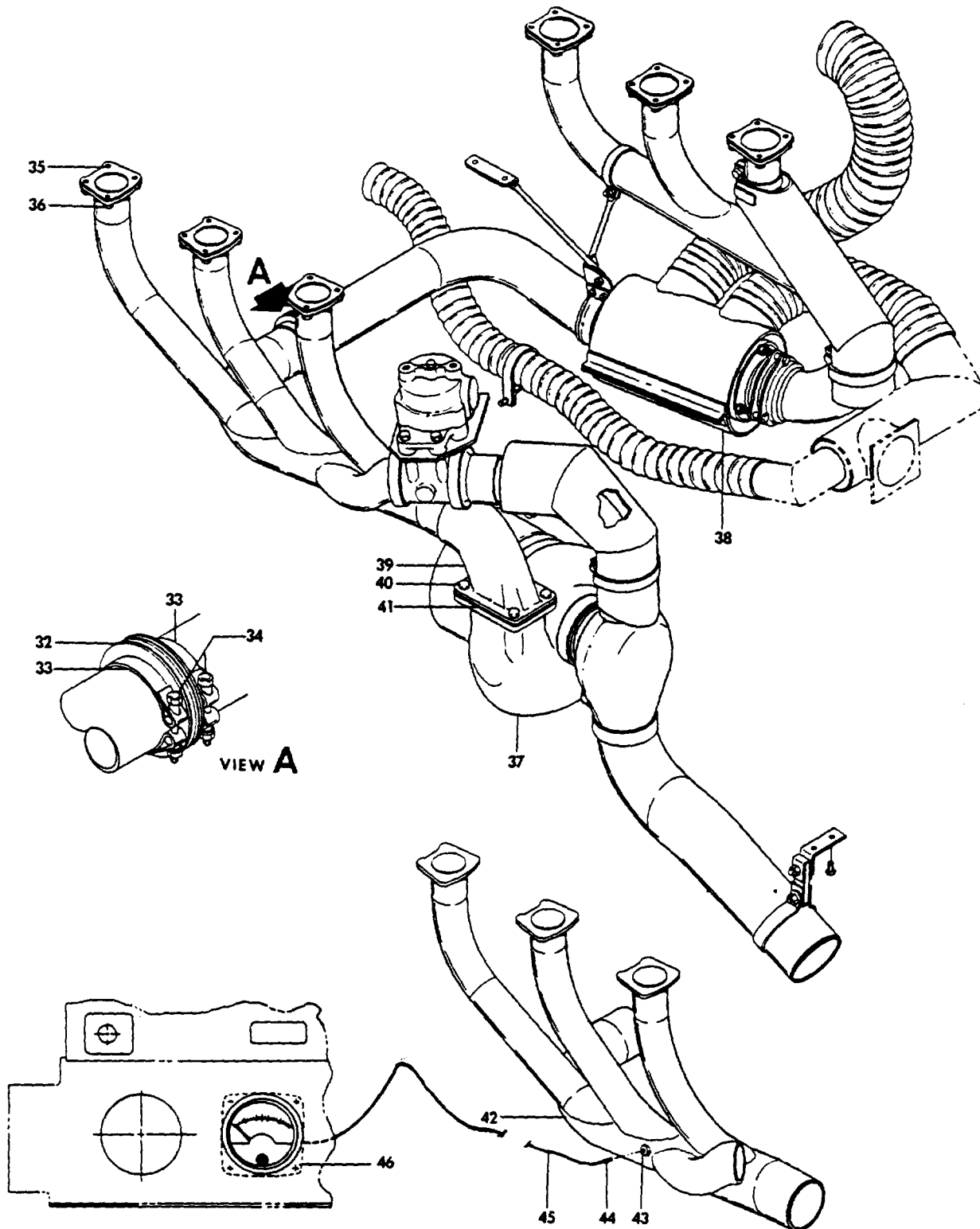


35-245A-7

B E E C H C R A F T
B O N A N Z A V 3 5 8
I L L U S T R A T E D P A R T S C A T A L O G

FIG. & INDEX NO.	PART NO.	DESCRIPTION							UNITS PER ASSY	USABLE ON CODE
		1	2	3	4	5	6	7		
245A	286S35-073	EXHAUST SYSTEM INSTL,TURBOCHARGER							NP	1
	35-910028-601	. POWER PLANT ASSY,TURBOCHARGED /CANTED/.							1	1
- 1	286S35-074-13	. . HEADER ASSY,EXHAUST LH /WITHOUT ALCOR BOSS/							1	1
- 2	286S35-074-3	. . HEADER ASSY,EXHAUST RH.							1	1
- 3	286S35-074-7	. . PIPE ASSY,EXHAUST CROSS							1	1
- 4	286S35-074-21	. . FLANGE ASSY,WASTEGATE							1	1
- 5	470818-2	. . VALVE ASSY,EXHAUST BYPASS							1	1
- 6	18276-225	. . COUPLING,EXHAUST.							2	1
- 7	24096-225M	. . GASKET,EXHAUST COUPLING							2	1
- 8	286S35-074-9	. . BRACKET ASSY,HEATER SUPPORT							1	1
- 9	286S35-074-93	. . BRACKET,EXHAUST SUPPORT							1	1
		/ATTACHING PARTS/								
- 10	NAS220-8	. . SCREW							2	
	AN960-8	. . WASHER.							2	
	MS21045-08	. . NUT							2	
- 11	286S35-074-17	. . PLENUM ASSY,TURBOCHARGER OUTLET							1	1
		/ATTACHING PARTS/								
- 12	AN3-5A/M/	. . BOLT.							1	
	AN960-10	. . WASHER.							1	
	MS21045-3	. . NUT							1	
- 13	U4211-375M	. . CLAMP,TURBOCHARGER OUTLET PLENUM.							1	1
- 14	286S35-074-19	. . TAILPIPE ASSY,EXHAUST							1	1
- 15	286S35-074-135	. . CLAMP,TAILPIPE.							1	1
		/ATTACHING PARTS/								
- 16	AN3-5A/M/	. . BOLT.							2	
	AN960-10L	. . WASHER.							2	
	MS21045-3	. . NUT							2	
- 17	286S35-074-131	. . LINK ASSY,TAILPIPE.							1	1
- 18	286S35-074-137	. . ELBOW ASSY,EXHAUST WASTEGATE.							1	1
		/INCLUDES BELLOWS/								
- 19	286S35-091-21	. . SHIELD ASSY,EXHAUST HEAT LH							1	1
- 20	286S35-091-3	. . SHIELD ASSY,EXHAUST HEAT RH							1	1
		/ATTACHING PARTS/								
- 21	AN3-4A/M/	. . BOLT.							2	
	AN960-10	. . WASHER.							2	
	MS21045-3	. . NUT							2	
- 22	115167DXX121443	. . DUCT,COLD AIR TO HEATER							1	1
- 23	35-550115-153	. . DUCT,HEATER TO MIXER VALVE.							1	1
- 24	115167DXX081483	. . DUCT,COLD AIR TO MIXER VALVE.							1	1
- 25	35-950004-17	. . CLAMP ASSY,HEATER FWD							2	1
		/ATTACHING PARTS/								
- 26	AN4-7A/M/	. . BOLT.							2	
- 27	AN4-6A/M/	. . BOLT.							2	
	AN960-416	. . WASHER.							8	
	MS21045-4	. . NUT							4	
- 28	AN3-14/M/	. . BOLT,HEATER							3	1
- 29	186-218	. . SPRING,HEATER							3	1
	AN960-10	. . WASHER,HEATER							9	1
	AN310-3	. . NUT,HEATER.							3	1
	MS24665-134	. . PIN,HEATER COTTER							3	1
- 30	MS21919DG32	. . CLAMP,CABIN FRESH AIR DUCT.							1	1
		/ATTACHING PARTS/								
- 31	AN3-4A/M/	. . BOLT.							1	
	AN960-10	. . WASHER.							1	
	MS21045-3	. . NUT							1	

BEECHCRAFT
BONANZA V35B
ILLUSTRATED PARTS CATALOG



35-245A-8

B E E C H C R A F T
B O N A N Z A V 3 5 8
I L L U S T R A T E D P A R T S C A T A L O G

FIG. & INDEX NO.	PART NO.	DESCRIPTION	UNITS PER ASSY	USABLE ON CODE
		1 2 3 4 5 6 7		
245A - 32	CEL230784	. SEAL, EXHAUST CROSS PIPE BELLOWS	1	1
- 33	286S35-074-109	. CLAMP, BELLOWS SEAL. /ATTACHING PARTS/	2	1
- 34	AN3C15A/M/ AN960C10 MS21046C3	. BOLT. WASHER. NUT	1 1 1	
- 35	628260	. GASKET, EXHAUST FLANGE	6	1
- 36	536038	. NUT, EXHAUST STACK ATTACHING	24	1
- 37	632729-1	. TURBOCHARGER ASSY /TE06-59/	1	1
- 38	8057-29 286S35-071	. HEATER. MOUNT INSTL, TURBOCHARGER.	1 NP	1 1
- 39	286S35-074-15	. PLENUM ASSY, TURBOCHARGER INLET. /ATTACHING PARTS/	1	1
- 40	AN6C12A/M/ AN960C616 AN363C624	. BOLT. WASHER. NUT	4 8 4	
- 41	286STD070 35-329007 35-329007-3	. GASKET, TURBOCHARGER INLET PLENUM. INDICATOR INSTL, EXHAUST GAS TEMPERATURE INDICATOR INSTL, EXHAUST GAS TEMPERATURE /INTERNALLY LIGHTED/	1 NP NP	1 1 1
- 42	35-329007-1	. STACK ASSY, LH EXHAUST	1	1
- 43	106B BOSS	. BOSS, PROBE.	1	1
- 44	MODEL A106B	. PROBE, EXHAUST GAS TEMPERATURE INDICATOR	1	1
- 45	A106-7.5	. WIRE, LEAD	1	1
- 46	210-7A 210-7AL	. INDICATOR, EXHAUST GAS TEMPERATURE INDICATOR, EXHAUST GAS TEMPERATURE /INTERNALLY LIGHTED/	1 1	1 1

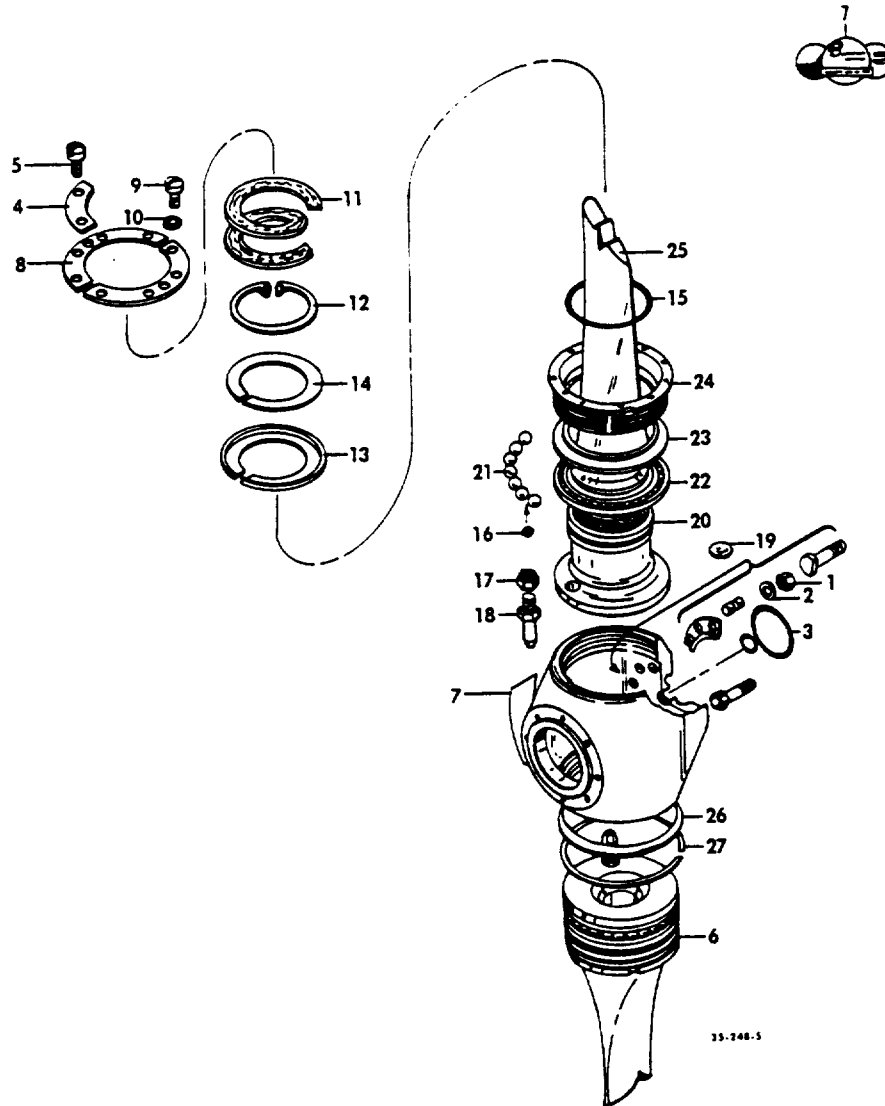
C O D E S O F E F F E C T I V I T Y

1 D-9069 THRU D-10119
EXCEPT D-10097

BEECHCRAFT
BONANZA V35B
ILLUSTRATED PARTS CATALOG

FIGURE 248
TWO BLADED PROPELLER

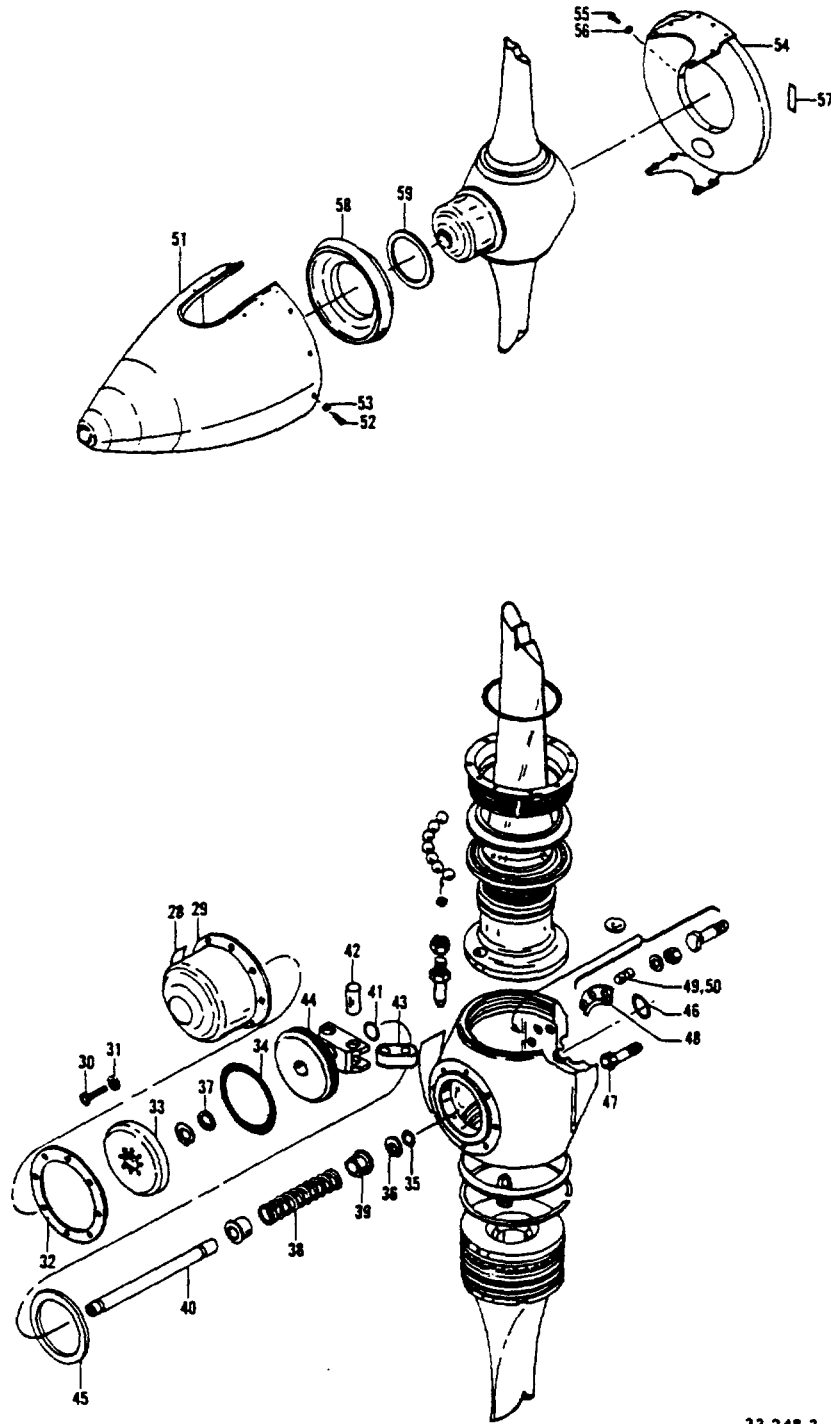
BEECHCRAFT
BONANZA V35B
ILLUSTRATED PARTS CATALOG



B E E C H C R A F T
B O N A N Z A V 3 5 B
I L L U S T R A T E D P A R T S C A T A L O G

FIG. 6 INDEX NO.	PART NO.	DESCRIPTION	UNITS PER ASSY	USABLE ON CODE
		1 2 3 4 5 6 7		
248	35-91007	POWER PLANT INSTL /2 BLADED PROPELLER/	NP	1
		/USED WITH IO520B ENGINE/		
	35-910028	POWER PLANT INSTL /2 BLADED PROPELLER/	NP	2
		/USED WITH TSIO520D ENGINE/		
	35-910328-1	POWER PLANT INSTL/2 BLADED PROPELLER/	NP	3
	35-910328-35	POWER PLANT INSTL/2 BLADED PROPELLER/	NP	4
	2A36C23CP/8480	. PROPELLER ASSY /2 BLADED/	1	
		/USED ON IO520B ENGINE/		
	2A36C82T/8482	. PROPELLER ASSY /2 BLADED/	1	2
		/USED ON TSIO520D ENGINE/		
		/ATTACHING PARTS/		
- 1	A1638-2	. NUT	6	
- 2	A1639-2	. WASHER.	6	
- 3	A1633-3	. O RING.	1	
- 4	AN2423	. . WEIGHT,BALANCE.	AR	
	A2104	. . WEIGHT,BALANCE /OPTIONAL/	AR	
		/ATTACHING PARTS/		
- 5	A1635-16	. . SCREW /ATTACH 1 WEIGHT/	2	
	A1635-17	. . SCREW /ATTACH 2 WEIGHTS/.	2	
	A1635-18	. . SCREW /ATTACH 3 WEIGHTS/.	2	
	A1635-19	. . SCREW /ATTACH 4 WEIGHTS/.	2	
	A1635-21	. . SCREW /ATTACH 5 WEIGHTS/.	2	
	A1635-22	. . SCREW /ATTACH 6 WEIGHTS/.	2	
- 6	D2859/8480	. . BLADE ASSY /USED ON IO520B ENGINE/.	2	
	D3591/8482	. . BLADE ASSY /USED ON TSIO520D ENGINE/.	2	2
- 7	A3289	. . DECAL /BEECHCRAFT/.	1	
- 8	B2417	. . PLATE,SPLIT COVER	2	
		/ATTACHING PARTS/		
- 9	A1635-27	. . SCREW	AR	
- 10	A1638-5	. . WASHER.	AR	
- 11	B2422-1	. . . PACKING,FELT.	1	
- 12	A1636-6	. . . RING,EXTERNAL RETAINING	1	
- 13	B2420-4	. . . SHIM /0.004 IN./	AR	
	B2420-6	. . . SHIM /0.006 IN./	AR	
- 14	B2421-8	. . . SHIM /0.008 IN./	AR	
	B2421-10	. . . SHIM /0.010 IN./	AR	
	B2421-12	. . . SHIM /0.012 IN/	AR	
	B2421-14	. . . SHIM /0.014 IN./	AR	
	B2421-16	. . . SHIM /0.016 IN./	AR	
	B2421-18	. . . SHIM /0.018 IN./	AR	
	B2421-20	. . . SHIM /0.020 IN./	AR	
- 15	A1633-13	. . . PACKING,O RING.	1	
- 16	A1742	. . . SEPARATOR,BALL.	22	
- 17	A1883	. . . WASHER,ACTUATING PIN.	1	
- 18	A1882	. . . PIN,BLADE ACTUATING	1	
- 19	A1580	. . . PLUG,FERRULE STAKING.	1	
- 20	C2464	. . . FERRULE,BLADE RETENTION	1	
	C1587	. . . BEARING,BLADE RETENTION	1	
- 21	A1634-4	. . . BEARING,BALL.	22	
- 22	C1587-1	. . . RACE,INNER.	1	
- 23	C1587-2	. . . RACE,OUTER.	1	
- 24	C2463	. . . NUT,BLADE RETENTION	2	
- 25	8480	. . . BLADE /USED ON IO520B ENGINE/	2	
	8482	. . . BLADE /USED ON TSIO520D ENGINE/	2	2
- 26	B3216	. . . RING,RETENTION NUT LOCK	2	
- 27	A3217	. . . SHIM,BALANCING.	2	

BEECHCRAFT
BONANZA V35B
ILLUSTRATED PARTS CATALOG



33-248-3

B E E C H C R A F T
B O N A N Z A V 3 5 8
I L L U S T R A T E D P A R T S C A T A L O G

FIG. & INDEX NO.	PART NO.	DESCRIPTION	1	2	3	4	5	6	7	UNITS PER ASSY	USABLE ON CODE
248 - 28	A2356	DECAL, SPRING KIT INSTL.	1	
- 29	C1904	CYLINDER.	1	
		/ATTACHING PARTS/									
- 30	A1635-65	SCREW	8	
- 31	A1638-9	WASHER.	8	
- 32	A1938	GASKET.	1	
- 33	B1965	SUPPORT, SPACER /USED ON IO520B ENGINE/.	1	
	B3526	SUPPORT, SPACER /USED ON TSIO520D ENGINE/.	1	2
- 34	A1633-12	PACKING, O RING.	1	
- 35	A2351	WASHER, FIBER.	1	
- 36	A1636-7	RING, EXTERNAL RETAINING	2	
- 37	A2108	SPACER, LOW PITCH STOP	AR	
- 38	A3125	SPRING, LOW PITCH RETURN BOOST	1	
- 39	A3124	GUIDE, SPRING.	2	
- 40	B2345	TUBE, PISTON ROD	1	
- 41	A1633-9	PACKING, O RING.	1	
	A1934	PISTON ASSY /USED ON IO520B ENGINE/	1	
	A3547	PISTON ASSY /USED ON TSIO520D ENGINE/	1	2
- 42	A1936	PIN, PISTON.	2	
- 43	A1935	LINK, BLADE ACTUATING.	2	
		/USED ON IO520B ENGINE/									
	A3549	LINK, BLADE ACTUATING.	2	2
		/USED ON TSIO520D ENGINE/									
- 44	C1939	PISTON, BLADE ACTUATING.	1	
		/USED ON IO520B ENGINE/									
	C3548	PISTON, BLADE ACTUATING.	1	2
		/USED ON TSIO520D ENGINE/									
- 45	A1937	SPACER, HIGH PITCH STOP.	AR	
- 46	A1633-9	PACKING, O RING.	1	
	C2835	HUB ASSY.	1	
- 47	A2126-2	BOLT, HUB MOUNTING	6	
	A1561-4	BOLT, HUB MOUNTING /0.0002 IN. OVERSIZE/	AR	
	A2126-4	BOLT, HUB MOUNTING /0.002 IN. OVERSIZE/	AR	
	A1561-6	BOLT, HUB MOUNTING /0.004 IN. OVERSIZE/	AR	
	A2126-6	BOLT, HUB MOUNTING /0.004 IN. OVERSIZE/	AR	
- 48	A2185	WASHER, FLANGE	3	
- 49	A3047	DOWEL, HUB ALIGNMENT	2	
	A3047-30	DOWEL, HUB ALIGNMENT /0.015 IN. OVERSIZE/	AR	
	A3047-45	DOWEL, HUB ALIGNMENT /0.030 IN. OVERSIZE/	AR	
- 50	A1636-17	RING, EXTERNAL RETAINING	1	
	D2116	HUB, PROPELLER	1	
	35-910028-7	SPINNER ASSY, PROPELLER.	1	
- 51	35-910028-21	SHELL, SPINNER	1	
		/ATTACHING PARTS/									
- 52	A1635-26	SCREW	22	
- 53	A1638-5	WASHER.	22	
- 54	D3393	BULKHEAD & FILLET ASSY.	1	
		/ATTACHING PARTS/									
- 55	A1635-6	BOLT.	6	
- 56	A1638-4	WASHER.	6	
- 57	A3324	DECAL, SPINNER INSTL.	1	
- 58	B3243	SUPPORT, SPINNER	1	
- 59	B3410-16	SHIM, SPINNER SUPPORT /0.016 IN. THICK/	1	
	B3410-32	SHIM, SPINNER SUPPORT /0.032 IN. THICK/	4	

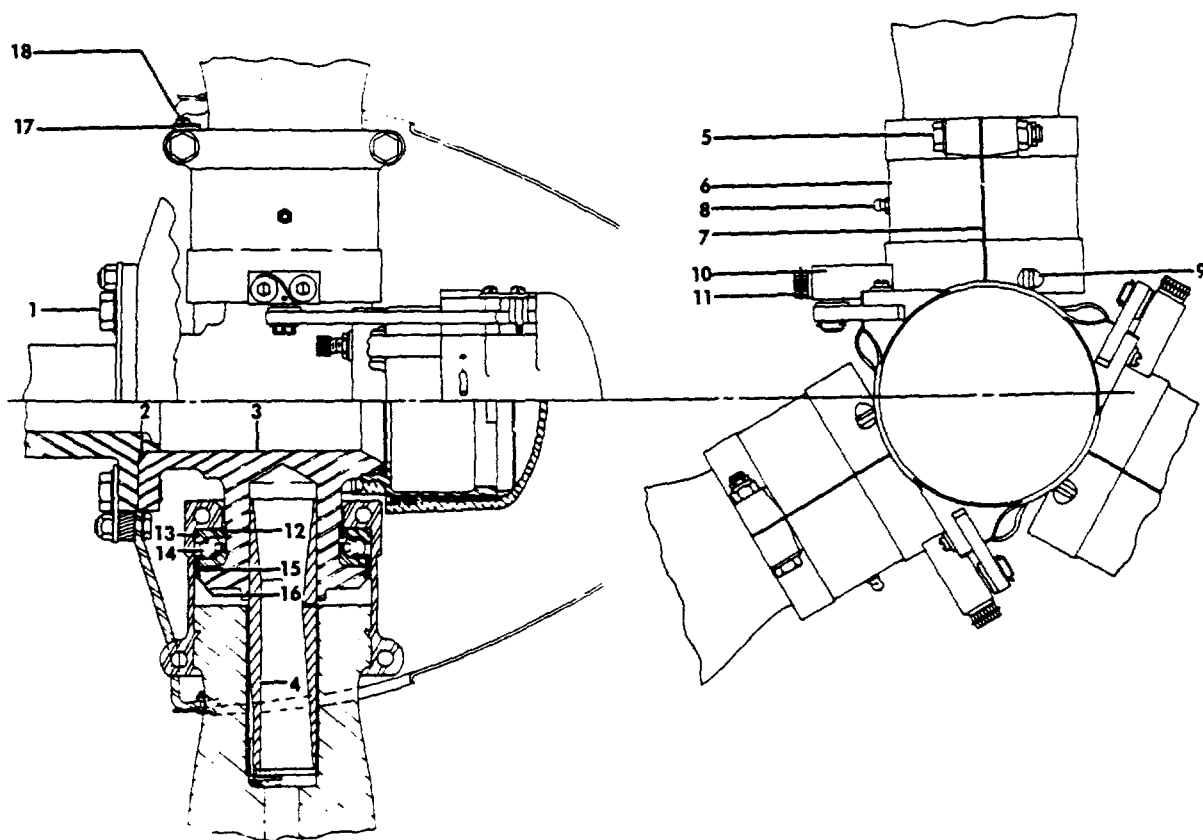
C O D E S O F E F F E C T I V I T Y

1 D-9069 THRU D-9221 2 D-9069 THRU D-10119
D-9429 THRU D-9775 EXCEPT D-10097
3 D-9776 THRU D-10350 4 D-10383 AND AFTER

BEECHCRAFT
BONANZA V35B
ILLUSTRATED PARTS CATALOG

FIGURE 249
THREE BLADED PROPELLER
D-9069 THRU D-9415

BEECHCRAFT
BONANZA V35B
ILLUSTRATED PARTS CATALOG

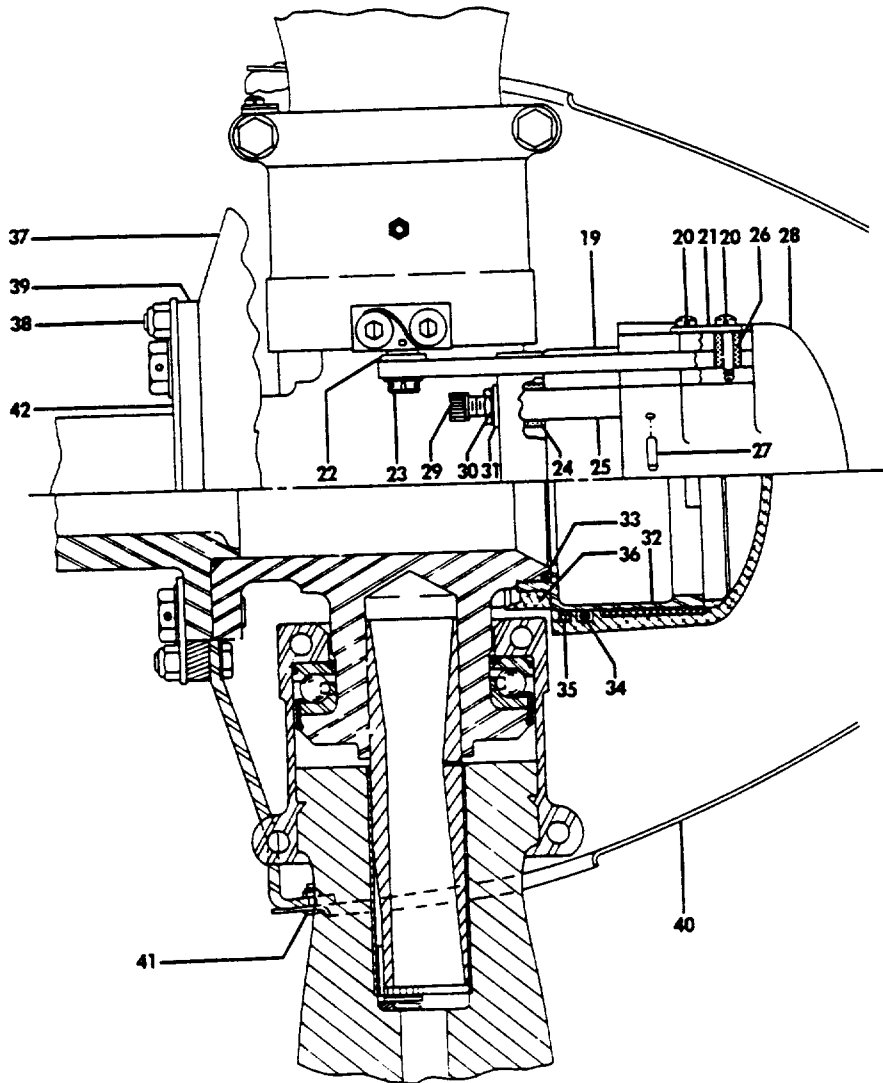


33-249-1

B E E C H C R A F T
B O N A N Z A V 3 5 8
I L L U S T R A T E D P A R T S C A T A L O G

FIG. & INDEX NO.	PART NO.	DESCRIPTION	1	2	3	4	5	6	7	UNITS PER ASSY	USABLE ON CODE
249	35-910007-25	POWER PLANT INSTL/3 BLADED HARTZELL/	NP	2
	35-910007-29	POWER PLANT INSTL/3 BLADED HARTZELL/	NP	3
	35-910007-7	POWER PLANT INSTL /3 BLADED PROPELLER/	NP	1
	35-910028-13	POWER PLANT INSTL/3 BLADED PROPELLER/TURBO/	NP	4
	PHCC3YF1R84686R	PROPELLER ASSY/3 BLADED HARTZELL/SEE HARTZELL SERVICE MANUAL NO. 114 FOR BREAKDOWN/	1	3
	PHCA3VF4V84334R	PROPELLER ASSY/THREE BLADED HARTZELL/ /ATTACHING PARTS/	1	1
- 1	AN8H10A/M/ AN960-816	BOLT WASHER	6 6	
- 2	PRP909-6	O RING	1	
- 3	840-83 C1477-1	SPIDER UNIT, PROPELLER HUB HUB, SPIDER	1 1	1 1
- 4	A1496 838-58	TUBE, PILOT CLAMP ASSY, PROPELLER BLADE /ATTACHING PARTS/	3 3	1 1
- 5	A2017 AN960-616 AN365-624	BOLT, CLAMP WASHER NUT	2 2 2	
- 6	C3-1E	CLAMP, PROPELLER BLADE	2	1
- 7	A47-1	GASKET, BLADE CLAMP	2	1
- 8	MS15001-1	FITTING, ZERK GREASE	1	1
- 9	A282 AN380-3-2	SCREW, CLAMP SOCKET PIN, COTTER	1 1	1 1
- 10	B1480	COUNTERWEIGHT	1	1
- 11	A2036-22	SCREW, SOCKET HEAD CAP	1	1
- 12	PRP909-6	O RING	1	1
- 13	A2027	RING, WIRE	1	1
- 14	A971	BEARING	1	1
- 15	A972	RING, GUIDE	1	1
- 16	A974 A311	RING, WIRE RETENTION SPACER, BALL /OPTIONAL/	1 1	1 1
- 17	A48	WEIGHT, BALANCE /ATTACHING PARTS/	AR	1
- 18	AN501A10-6	SCREW	1	

BEECHCRAFT
BONANZA V35B
ILLUSTRATED PARTS CATALOG



33-249-2

B E E C H C R A F T
B O N A N Z A V 3 5 B
I L L U S T R A T E D P A R T S C A T A L O G

FIG. & INDEX NO.	PART NO.	1 2 3 4 5 6 7	DESCRIPTION	UNITS PER ASSY	USABLE ON CODE
249 - 19	A861-3L	. . .	ARMS, LINK	1	1
			/ATTACHING PARTS/		
- 20	AN501A10-6	. . .	SCREW	1	
- 21	A1464	. . .	PIN, LINK	1	
- 22	A944	. . .	BUSHING, LINK ARM.	1	
	AN380-3-3	. . .	PIN, CUTTER.	1	
- 23	C1881-1	. . .	PISTON.	1	1
- 24	A862-2	. . .	BUSHING, PLASTIC	3	1
- 25	A817-4	. . .	ROD, GUIDE	3	1
- 26	A946	. . .	BUSHING, BRONZE.	3	1
- 27	A114G	. . .	PIN, ROD STAKING	3	1
- 28	C1881-10ET1	. . .	PISTON.	1	1
- 29	A2037	. . .	SCREW, SOCKET HEAD CAP	3	1
- 30	AN316-5R	. . .	NUT, LOCK.	3	1
- 31	A1444	. . .	WASHER.	3	1
- 32	B1882	. . .	CYLINDER.	1	1
- 33	PRP909-13	. . .	O RING, CYLINDER	1	1
- 34	PRP902-50	. . .	O RING, PISTON	1	1
- 35	B1843	. . .	SEAL, DUST	1	1
- 36	834-7B	. . .	GUIDE, COLLAR UNIT	1	1
	837-8	. . .	SPINNER ASSY, PROPELLER.	1	1
- 37	C1399	. . .	BULKHEAD, SPINNER.	1	1
			/ATTACHING PARTS/		
- 38	AN5-10A/M/ AN960-516L	. . .	BOLT.	6	
		. . .	WASHER.	6	
- 39	B1345-1	. . .	RING.	1	
	H10-5	. . .	NUT	6	
- 40	C226-1	. . .	DOME, SPINNER SHELL.	1	1
			/ATTACHING PARTS/		
- 41	AN526C1032RB	. . .	SCREW	12	
- 42	B1344	. . .	PLATE	1	1

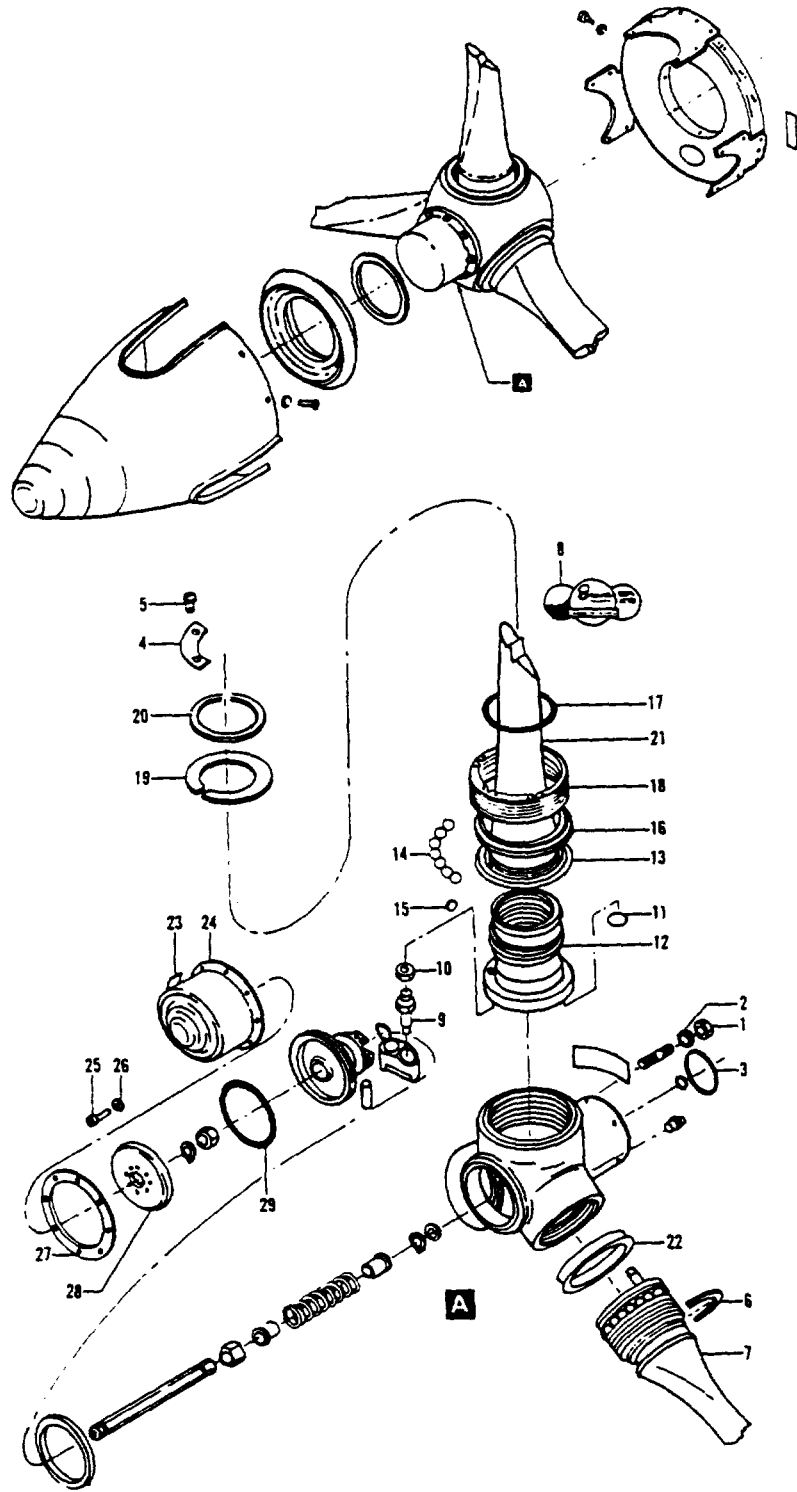
C O D E S O F E F F E C T I V I T Y

- | | |
|----------------------|----------------------|
| 1 D-9069 THRU D-9221 | 2 D-9297 THRU D-9390 |
| D-9429 THRU D-9775 | |
| 3 D-9391 AND AFTER | 4 D-9070 THRU D-9180 |

B E E C H C R A F T
B O N A N Z A V 3 5 B
I L L U S T R A T E D P A R T S C A T A L O G

FIGURE 249A
THREE BLADED PROPELLER
D-9069 THRU D-10382

BEECHCRAFT
 BONANZA V35B
 ILLUSTRATED PARTS CATALOG

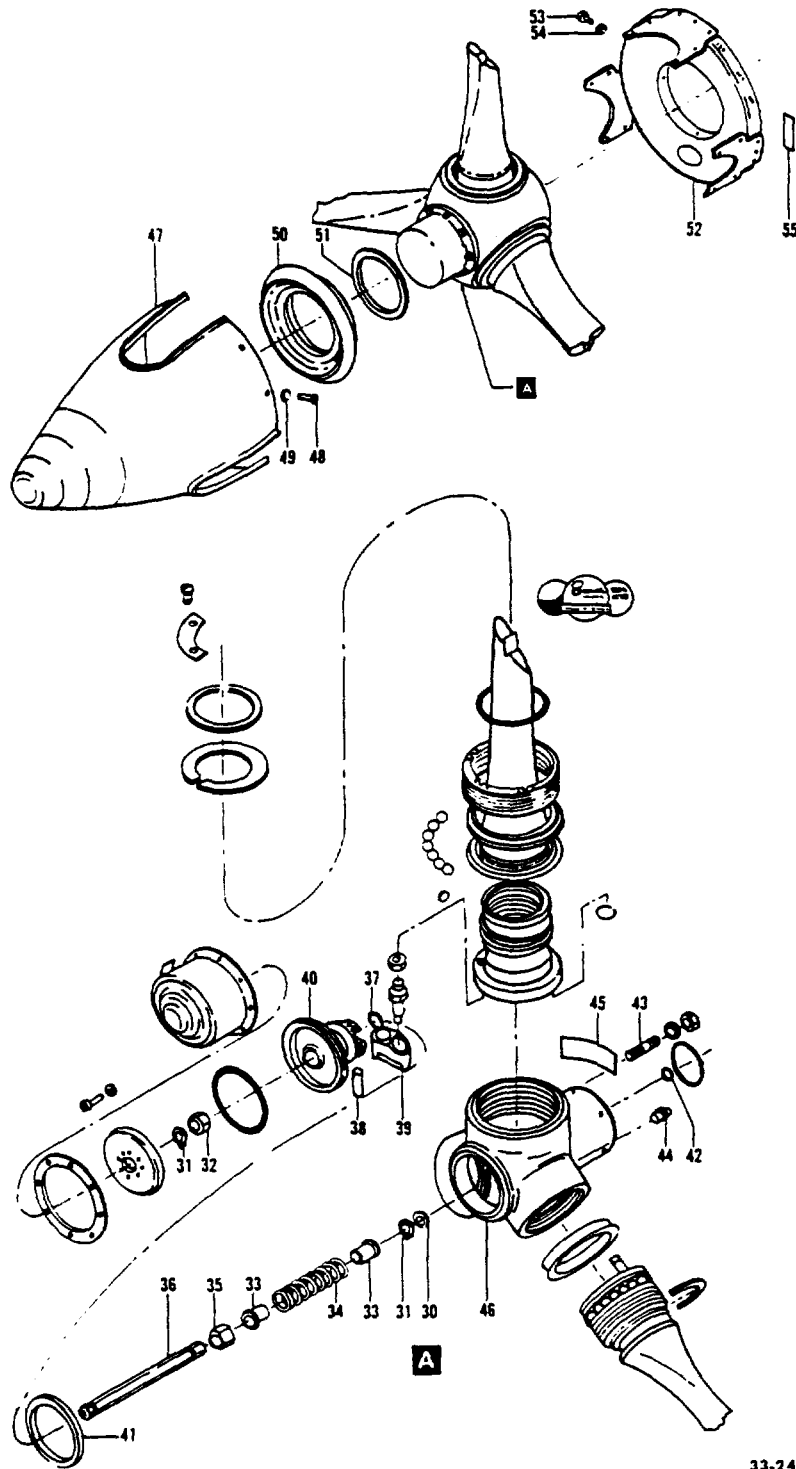


33-249A-3

B E E C H C R A F T
B O N A N Z A V 3 5 B
I L L U S T R A T E D P A R T S C A T A L O G

FIG. & INDEX NO.	PART NO.	DESCRIPTION	UNITS PER ASSY	USABLE ON CODE
		1 2 3 4 5 6 7		
249A	35-910007-17	POWER PLANT INSTL/3 BLADED PROPELLER/	NP	2
	35-910007-21	POWER PLANT INSTL /3 BLADED PROPELLER/.	NP	3
	3A32C76S/82N82	. PROPELLER ASSY /3 BLADED/ /MCCAULEY/.	1	1
		/ATTACHING PARTS/		
- 1	A1639-2	. NUT	6	
- 2	A1638-2	. WASHER.	6	
- 3	A1633-3	. PACKING,O RING.	1	
- 4	A3530	. . WEIGHT,BALANCE.	AR	1
		/ATTACHING PARTS/		
- 5	A1635-36	. . SCREW /ATTACH 1 WEIGHT/	2	
	A1635-40	. . SCREW /ATTACH 2 OR 3 WEIGHTS/	2	
	A1635-56	. . SCREW /ATTACH 3 OR 4 WEIGHTS/	2	
	A1635-57	. . SCREW /ATTACH 6 WEIGHTS/.	2	
- 6	B3503	. . RING,SPACER /HALF/.	6	1
- 7	D3582/82N82	. . BLADE ASSY.	3	1
- 8	A3289	. . DECAL	1	1
- 9	B3491	. . PIN,BLADE ACTUATING	1	1
- 10	A3543	. . WASHER,SPACER	1	1
- 11	A1580	. . PLUG,FERRULE STAKING.	1	1
- 12	C3111	. . FERRULE,BLADE RETENTION	1	1
	C2987	. . BEARING,BLADE RETENTION	1	1
- 13	C2987-1	. . RACE,INNER.	1	1
- 14	A1634-5	. . BEARING,BALL.	30	1
- 15	A3110	. . SEPARATOR,BALL.	30	1
- 16	C2987-2	. . RACE,OUTER.	1	1
- 17	A1633-30	. . PACKING,O RING.	1	1
- 18	C3493	. . NUT,BLADE RETENTION	1	1
- 19	B3476-8	. . SHIM /0.008 IN./	AR	1
	B3476-10	. . SHIM /0.010 IN./	AR	1
	B3476-12	. . SHIM /0.012 IN./	AR	1
	B3476-14	. . SHIM /0.014 IN./	AR	1
	B3476-16	. . SHIM /0.016 IN./	AR	1
	B3476-18	. . SHIM /0.018 IN./	AR	1
	B3476-20	. . SHIM /0.020 IN./	AR	1
	B3476-22	. . SHIM /0.022 IN./	AR	1
	B3476-25	. . SHIM /0.025 IN./	AR	1
- 20	B3478	. . RING,RETAINING.	1	1
- 21	82N82	. . BLADE	1	1
- 22	B3551	. . RETAINER,GREASE	3	1
- 23	A2356	. . DECAL,SPRING KIT INSTL.	1	1
- 24	C1904	. . CYLINDER.	1	1
		/ATTACHING PARTS/		
- 25	A1635-65	. . SCREW	8	
- 26	A1638-9	. . WASHER,BRASS.	8	
- 27	A1938	. . GASKET,CYLINDER	1	
- 28	B3526	. . SUPPORT,SPACER.	1	1
- 29	A1633-12	. . PACKING,O RING.	1	1

BEECHCRAFT
 BONANZA V35B
 ILLUSTRATED PARTS CATALOG

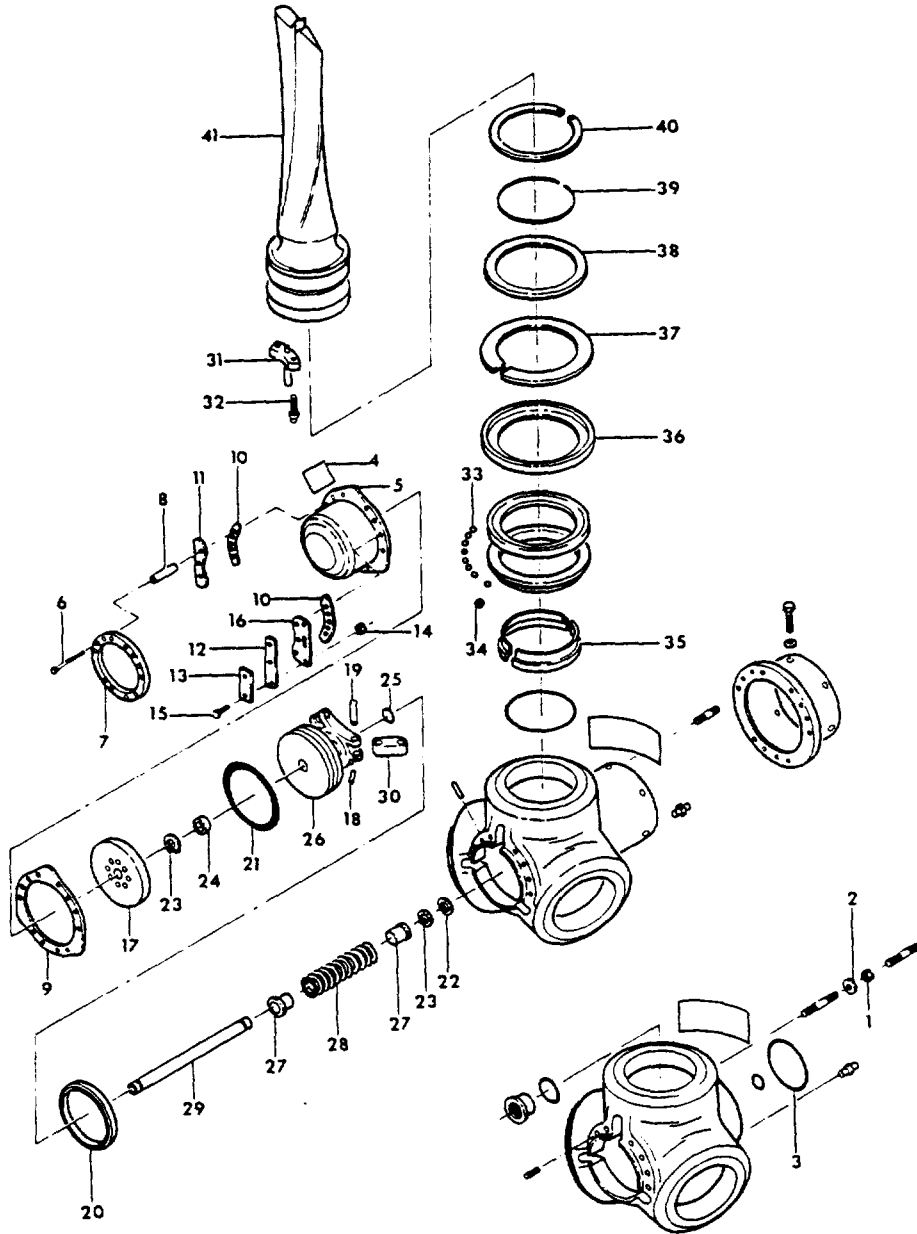


33-249A-4

B E E C H C R A F T
B O M A N Z A V 3 5 B
I L L U S T R A T E D P A R T S C A T A L O G

FIGURE 2498
THREE BLADED PROPELLER
D-10383 AND AFTER

BEECHCRAFT
 BONANZA V35B
 ILLUSTRATED PARTS CATALOG

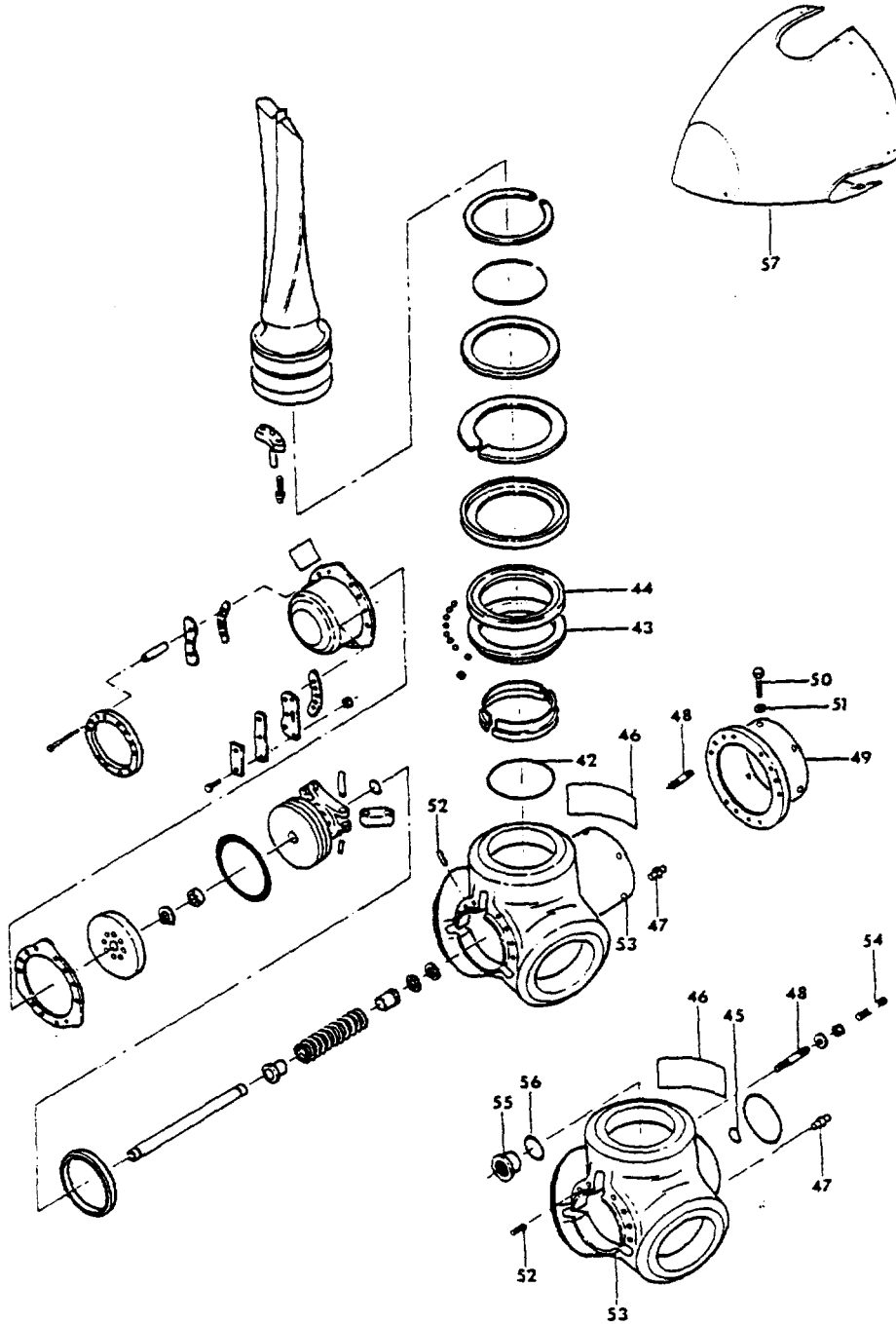


15 2498 7

BEECHCRAFT
BONANZA V35B
ILLUSTRATED PARTS CATALOG

FIG. & INDEX NO.	PART NO.	DESCRIPTION	UNITS							USABLE ON CODE	
			1	2	3	4	5	6	7		PER ASSY
2498	36-960003-3	PROPELLER INSTL/3 BLADE/								NP	1
	3A32C406X/G82N * DB2	PROP ASSY/MCCAULEY/ /ATTACHING PARTS/								1	1
- 1	A1639-2	NUT								6	
- 2	A1638-2	WASHER								6	
- 3	A1633-3	O-RING								1	
- 4	NO NUMBER	NAMEPLATE/VENDOR P/N/								1	1
- 5	C5264	CYLINDER								1	1
- 6	A1635-70	SCREW,CYLINDER MOUNTING								12	1
- 7	B4342	RING,CYLINDER MOUNTING								1	1
- 8	B4354	TUBE,CYLINDER MOUNTING/LONG/								AR	1
	B4354-1	TUBE,CYLINDER MOUNTING/SHORT/								AR	1
- 9	B4733	GASKET,CYLINDER								1	1
- 10	A4824	GASKET,BRACKET								AR	1
- 11	B4026	WEIGHT,BALANCE								AR	1
- 12	A4827	WEIGHT,BALANCE								AR	1
- 13	A4823	WEIGHT,BALANCE								AR	1
		/ATTACHING PARTS/									
- 14	A1639-23	NUT,SELF-LOCKING								AR	
- 15	A1635-36	SCREW,BALANCE WEIGHT								AR	
- 16	B4828	BRACKET,BALANCE WEIGHT								AR	1
- 17	C5271	SUPPORT,SPACER								1	1
- 18	A3150-5	PIN,ROLL								3	1
- 19	A4738	PIN,PISTON								3	1
- 20	A1937	SPACER,HIGH PITCH STOP								1	1
- 21	A1633-12	O-RING,PISTON								1	1
- 22	A2351	WASHER,FIBER								1	1
- 23	A1636-7	RING,RETAINING EXTERNAL								2	1
- 24	A2108	SPACER,LOW PITCH STOP								1	1
- 25	A1633-9	O-RING,PISTON								2	1
- 26	C4784	PISTON,BLADE ACTUATING								1	1
- 27	A3124	GUIDE,SPRING								1	1
- 28	A3125	SPRING,PITCH RETURN								1	1
- 29	B2345	TUBE,PISTON ROD								1	1
- 30	A4577	LINK,BLADE ACTUATING								3	1
- 31	B4820-2	ACTUATING PIN ASSY								3	1
- 32	A1635-108	CAP SCREW,12 POINT								6	1
- 33	A1634-6	BEARING,BALL								120	1
- 34	B4014	SEPARATOR,BALL								120	1
- 35	C3903	RETAINER,SPLIT/IDENTICAL HALVES,MATCHED PAIRS/								3	1
- 36	B4649	CARRIER,SHIM								3	1
- 37	B4277-3	SHIM,ANTI-BLADE SHAKE/.003 IN./								AR	1
- 38	B4407	SHIM/.033 IN./								3	1
	B4407-1	SHIM/.063 IN./								3	1
	B4407-2	SHIM/.051 IN./								3	1
- 39	A4427	RING,WIRE								3	1
- 40	B4426	RING,RETAINING								3	1
- 41	G82N082	BLADE								3	1

BEECHCRAFT
BOZANZA V35B
ILLUSTRATED PARTS CATALOG



15 7496 B

B E E C H C R A F T
B O N A N Z A V 3 5 B
I L L U S T R A T E D P A R T S C A T A L O G

FIG. & INDEX NO.	PART NO.	DESCRIPTION	1	2	3	4	5	6	7	UNITS PER ASSY	USABLE ON CODE
2498 - 42	A1633-77	O-RING	3	1
	C3411	BEARING, BLADE RETENTION	3	1
- 43	C3411-1	RACE, INNER	1	1
- 44	C3411-2	RACE, OUTER	1	1
- 45	A1633-9	O-RING, HUB	1	1
	D5249/C406	HUB ASSY	1	1
- 46	A2230	DECAL, INSTRUCTION	1	1
- 47	A4001	DOWEL, HUB ALIGNMENT	2	1
	A1636-17	RING, EXTERNAL RETAINING	1	1
- 48	B4071	STUD, HUB MOUNTING	6	1
- 49	C3498	ADAPTER, HUB SLEEVE	1	1
		/ATTACHING PARTS/									
- 50	A1635-6	BOLT	6	1
- 51	A1638-15	WASHER	6	1
- 52	A3150-4	ROLLPIN	1	1
- 53	NO NUMBER	HUB, PROPELLER	NP	1
- 54	B4391	STUD, HUB MTG/FOR REPAIR ONLY/	AR	1
- 55	A4424	ADAPTER/FOR REPAIR ONLY/	AR	1
- 56	A1633-22	PACKING/FOR REPAIR ONLY/	AR	1
	1185-3CN0380	INSERT, HELI-COIL/FOR REPAIR ONLY/	AR	1
- 57	D5259	SPINNER ASSY	1	1
	D5257	SMELL, SPINNER/POLISHED/	1	1
	D5258	BULKHEAD ASSY	1	1
	B5254	FILLET ASSY/POLISHED/	3	1
	A1635-138	SCREW	6	1
	A1638-4	WASHER	6	1
	B3410-16	SHIM, SUPPORT	AR	1
	B3410-32	SHIM, SUPPORT	AR	1
	B3243	SUPPORT	1	1
	A1638-5	WASHER, FIBER	36	1
	A1635-133	SCREW	36	1

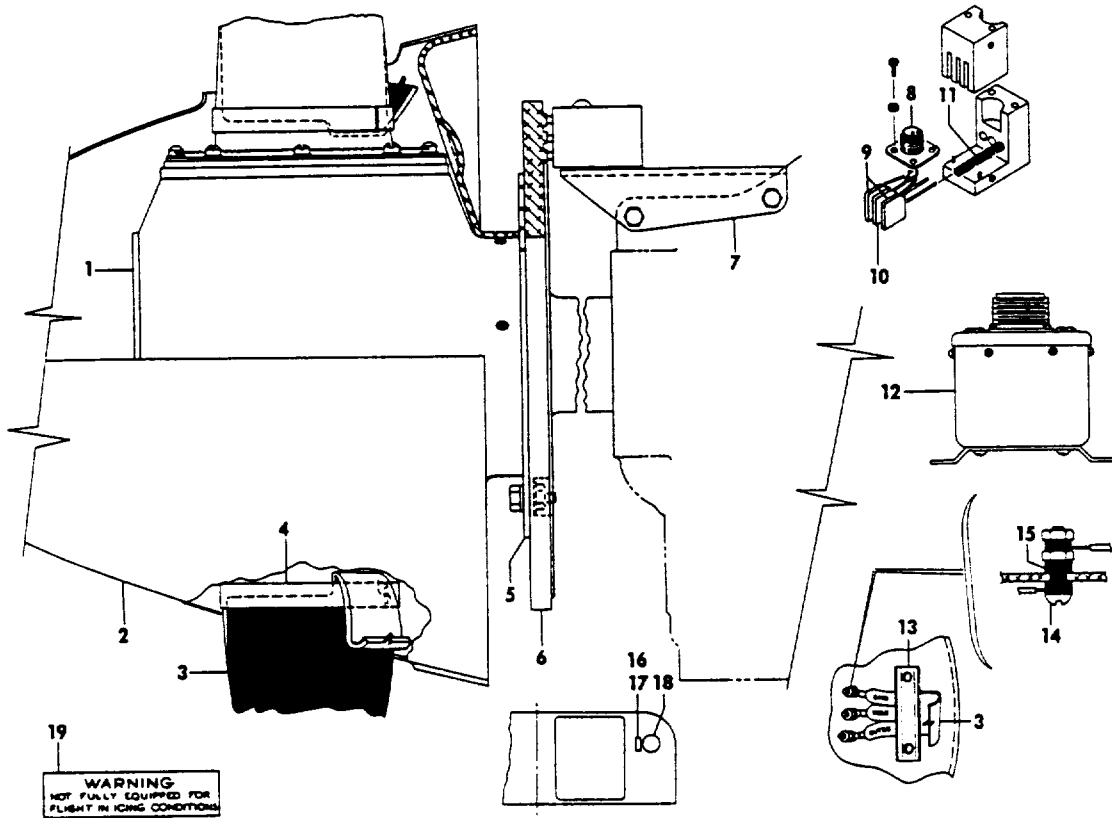
C O D E S O F E F F E C T I V I T Y

1 D-10383 AND AFTER

B E E C H C R A F T
B O N A N Z A V 3 5 B
I L L U S T R A T E D P A R T S C A T A L O G

FIGURE 250
TWO BLADE ELECTRIC PROPELLER DEICE/14 VOLT/
D-9069 THRU D-10119, EXCEPT D-10097

BEECHCRAFT
 BONANZA V35B
 ILLUSTRATED PARTS CATALOG



35-250-1

B E E C H C R A F T
B O N A N Z A V 3 5 B
I L L U S T R A T E D P A R T S C A T A L O G

FIG. & INDEX NO.	PART NO.	DESCRIPTION	UNITS PER ASSY	USABLE ON CODE
250	35-960076	DEICER INSTL, PROPELLER/2 BLADE/14 VOLT/	NP	1
	35-960076-603	. . . PROPELLER & SPINNER ASSY /WITH DEICER/.	1	1
- 1	2A36C23/8480	. . . PROPELLER ASSY /SEE FIG.248/.	1	1
- 2	35-910028-7	. . . SPINNER ASSY /SEE FIG.248/.	1	1
- 3	4E1214-3	. . . BOOT, DEICER	2	1
- 4	3E1470	. . . STRAP, BOOT RESTRAINER	2	1
- 5	4E1645	. . . PLATE, SLIP RING MOUNTING.	1	1
- 6	4E1635	. . . RING ASSY, SLIP.	1	1
		/ATTACHING PARTS/		
	AN4-7A/M/ AN960C416L NAS679A4	. . . BOLT.	6	
		. . . WASHER.	12	
		. . . NUT	6	
- 7	3E1461	. . . BRACKET, BRUSH BLOCK MOUNTING.	1	1
		/ATTACHING PARTS/		
	AN5-25A/M/ 1E1297	. . . BOLT.	2	
		. . . SPACER.	4	
	90-3085-1	. . . KIT, BRUSH BLOCK	1	1
		/ATTACHING PARTS/		
	AN526C832R28 AN960C8 MS20365-832C 1E1137	. . . SCREW	2	
		. . . WASHER.	4	
		. . . NUT	2	
		. . . SHIM.	1	
- 8	MS3102A10SL3P	. . . CONNECTOR, BRUSH BLOCK	1	1
- 9	3E1443-1	. . . BRUSH	2	1
- 10	3E1443-2	. . . BRUSH	1	1
- 11	1E1136	. . . SPRING.	3	1
- 12	3E1150-3	. . . TIMER, PROP DEICE.	1	1
		/ATTACHING PARTS/		
	AN507B632R10 A8944-632-24A	. . . SCREW	4	
		. . . NUT	4	
- 13	3E1271-2	. . . CLIP, LEAD	2	1
		/ATTACHING PARTS/		
	AN526C632R8 AN960C6 MS20365-632C	. . . SCREW	4	
		. . . WASHER.	4	
		. . . NUT	4	
- 14	6-32 X 7/8 AN936A6	. . . SCREW, DEICER BOOT LEAD TERMINAL	6	1
		. . . WASHER.	18	1
- 15	2E1260 AN340B6	. . . BUSHING	12	1
		. . . NUT	12	1
- 16	1E1140	. . . SWITCH, PROP DEICE	1	1
- 17	35-324436	. . . DECAL, PROP DEICER SWITCH INSTRUCTION.	1	1
- 18	3E1219-6	. . . AMMETER	1	1
- 19	65-001022-11 35-960076-601 MS3106AB10SL3S MS3057-6A 35-960076-602 MS3106A20-15S MS3057-6A MS3057-12A	. . . PLACARD, DEICER WARNING.	1	1
		. . . HARNESS ASSY, PROP DEICER WIRE	1	1
		. . . SOCKET, WIRE HARNESS	1	1
		. . . CLAMP	2	1
		. . . HARNESS ASSY, PROP DEICER WIRE	1	1
		. . . SOCKET, WIRE HARNESS	1	1
		. . . CLAMP	1	1
		. . . CLAMP	1	1

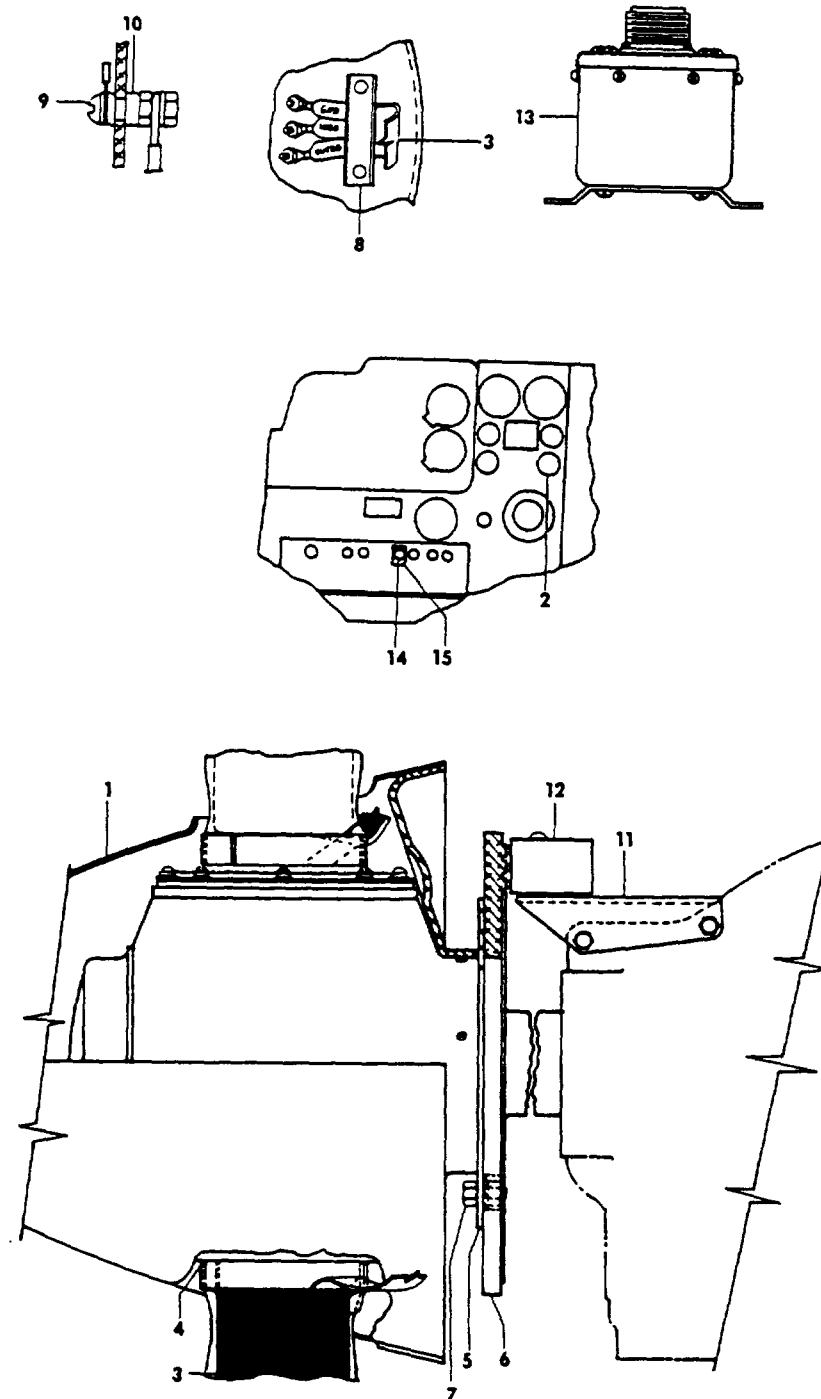
C O D E S O F E F F E C T I V I T Y

1 D-9069 THRU D-10119,
EXCEPT D-10097

BEECHCRAFT
BONANZA V35B
ILLUSTRATED PARTS CATALOG

FIGURE 250A
TWO BLADE ELECTRIC PROPELLER DEICE/28 VOLT/
D-10097, D-10120 AND AFTER

BEECHCRAFT
BONANZA V35B
ILLUSTRATED PARTS CATALOG



33-250-2

B E E C H C R A F T
B O M A N Z A V 3 5 B
I L L U S T R A T E D P A R T S C A T A L O G

FIG. & INDEX NO.	PART NO.	DESCRIPTION	UNITS PER ASSY	USABLE ON CODE
		1 2 3 4 5 6 7		
250A	35-960080-1	DEICER INSTL,PROPELLER/2 BLADED/28 VOLT/	NP	1
	35-960080-5	DEICER INSTL,PROPELLER/2 BLADED/28 VOLT/	NP	1
		/LIGHTED AMMETER/		
- 1	35-960080-13	. SPINNER ASSY,PROPELLER.	1	1
- 2	90-380007-5	. AMMETER,PROPELLER DEICER.	1	1
	90-380007-7	. AMMETER,PROPELLER DEICER/LIGHTED/	1	1
	90-380008-1	. SHUNT,METER	1	1
	67-270	. DEICE KIT	1	1
- 3	4E2200-2	. . BOOT,PROPELLER DEICER	1	1
- 4	3E1470	. . STRAP,RESTRAINER.	1	1
- 5	4E1645	. . MOUNTING PLATE,SLIP RING.	1	1
- 6	4E2324	. . RING,SLIP	1	1
		/ATTACHING PARTS/		
- 7	AN4-7A	. . BOLT.	6	
	AN960C416L	. . WASHER.	18	
	MS35333-33	. . WASHER.	6	
	H10-4	. . NUT/KAYLOCK/.	6	
- 8	3E1271-2	. . CLIP,LEAD	1	1
	MS51957-30	. . SCREW	2	
		/ATTACHING PARTS/		
	AN960C6	. . WASHER.	2	
	MS21045-06	. . NUT	2	
- 9	6-32X3/4LG	. . SCREW,BRASS/SLIP RING LEAD WIRES/	2	1
- 10	2E1260	. . BUSHING	4	1
	MS35333-37	. . WASHER.	2	1
	MS35649-265	. . NUT	2	1
- 11	3E1461	. . BRACKET,BRUSH BLOCK	1	1
		/ATTACHING PARTS/		
	AN5-25A	. . BOLT.	2	
	1E1297	. . SPACER.	4	
- 12	3E2062-2	. . MODULE ASSY,BRUSH	1	1
		/NO BREAKDOWN AVAILABLE/		
		/ATTACHING PARTS/		
	MS51957-52	. . SCREW	2	
	1E1157	. . SHIM.	1	
	AN960C8	. . WASHER.	4	
	MS21045-08	. . NUT	2	
- 13	3E1964-3	. . TIMER	1	1
		/ATTACHING PARTS/		
	MS35207-264	. . SCREW	4	
	AN960-10	. . WASHER.	4	
		/ATTACHING PARTS/		
	MS3106A	. . CONNECTOR/ALTERNATE FOR B20-15S/.	1	1
	B20-15S	. . CONNECTOR/ALTERNATE FOR MS3106A/.	1	1
	35-960081-1	. . BRACKET,TIMER MOUNTING.	1	1
		/ATTACHING PARTS/		
	MS35207-264	. . SCREW	4	
- 14	35-380132-9	. . CIRCUIT BREAKER,TOGGLE SWITCH	1	1
- 15	35-324436	. . PLACARD,DEICE SWITCH.	1	1
	35-324487	. . PLACARD,DEICE INSTRUCTION/OVER LOAD/.	1	1

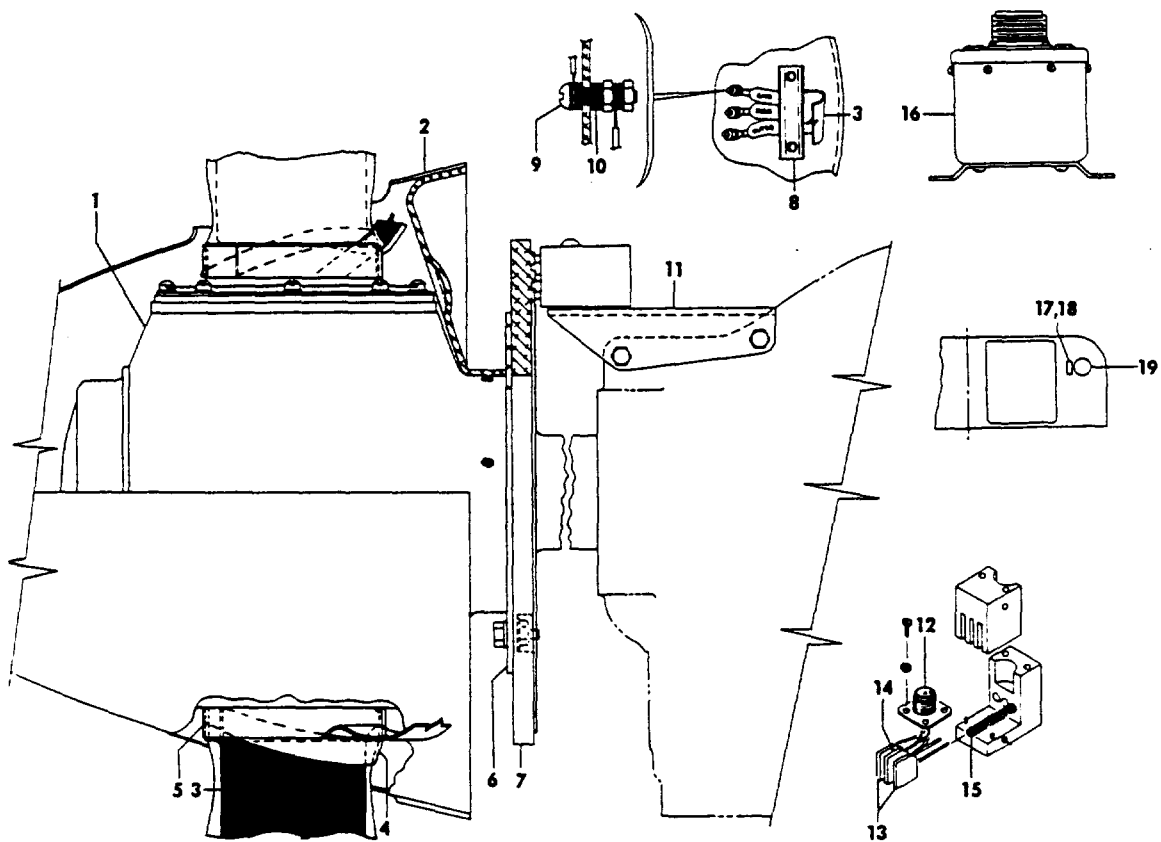
C O D E S O F E F F E C T I V I T Y

1 D-10097,
D-10120 AND AFTER

BEECHCRAFT
BONANZA V35B
ILLUSTRATED PARTS CATALOG

FIGURE 251
THREE BLADE ELECTRIC PROPELLER DEICE/14 VOLT/
D-9069 THRU D-10119, EXCEPT D-10097

BEECHCRAFT
BOONZA V35B
ILLUSTRATED PARTS CATALOG



33-251-1

B E E C H C R A F T
B O M A N Z A V 3 5 B
I L L U S T R A T E D P A R T S C A T A L O G

FIG. & INDEX NO.	PART NO.	DESCRIPTION	UNITS PER ASSY	USABLE ON CODE
		1 2 3 4 5 6 7		
251	35-960077	DEICER INSTL, PROPELLER/3 BLADE/14 VOLT/	MP	1
	35-960077-603	. . . PROPELLER & SPINNER ASSY /WITH DEICER/.	1	1
- 1	3A32C76/82N82	. . . PROPELLER ASSY /SEE FIG.249A/	1	1
- 2	35-910028-9	. . . SPINNER ASSY, PROPELLER /SEE FIG.249A/	1	1
- 3	4E1214-3	. . . BOOT, PROPELLER DEICER	3	1
- 4	2E1290	. . . STRAP, RESTRAINER.	3	1
- 5	2E1291	. . . STRAP, RESTRAINER.	3	1
- 6	4E1645	. . . PLATE, SLIP RING MOUNTING.	1	1
- 7	4E1681	. . . RING, SLIP	1	1
		/ATTACHING PARTS/		
	AN4-7A/M/	. . . BOLT	6	
	AN960C416L	. . . WASHER.	12	
	NAS679A4	. . . NUT	6	
- 8	3E1271-2	. . . CLIP, LEAD	3	1
		/ATTACHING PARTS/		
	AN526C632R8	. . . SCREW	2	
	AN960C6	. . . WASHER.	2	
	MS20365-632C	. . . NUT	2	
- 9	6-32 X 3/4	. . . SCREW, DEICER BOOT LEAD TERMINAL	9	1
	AN936A6	. . . WASHER.	27	1
- 10	2E1260	. . . BUSHING	18	1
	AN34086	. . . NUT	18	1
- 11	3E1461	. . . BRACKET, BRUSH BLOCK	1	1
		/ATTACHING PARTS/		
	AN5-25A/M/	. . . BOLT.	2	
	1E1297	. . . SPACER.	4	
	90-3085-1	. . . KIT, BRUSH BLOCK/SEE SERVICE	1	1
		INSTRUCTIONS NO.1075/		
		/ATTACHING PARTS/		
	AN526C832R28	. . . SCREW	2	
	AN960C8	. . . WASHER.	4	
	MS20365-832C	. . . NUT	2	
	1E1157	. . . SHIM.	1	
- 12	MS3102A10SL3P	. . . CONNECTOR, BRUSH BLOCK	1	1
- 13	3E1443-1	. . . BRUSH	2	1
- 14	3E1443-2	. . . BRUSH	1	1
- 15	1E1136	. . . SPRING.	3	1
- 16	3E1150-3	. . . TIMER, PROPELLER DEICER.	1	1
		/ATTACHING PARTS/		
	AN507B632R10	. . . SCREW	4	
	A8944-632-24A	. . . NUT	4	
- 17	1E1324	. . . SWITCH, PROPELLER DEICER	1	1
- 18	35-324436	. . . DECAL, PROP DEICER SWITCH INSTRUCTIONS	1	1
- 19	3E1219-7	. . . AMMETER, PROPELLER DEICER.	1	1
	35-960077-601	. . . HARNESS ASSY, PROPELLER DEICER WIRE.	1	1
	MS3106AB10SL3S	. . . SOCKET, WIRE HARNESS	1	1
	MS3057-6A	. . . CLAMP	2	1
	35-960077-602	. . . HARNESS, PROPELLER DEICER WIRE	1	1
	MS3106A20-15S	. . . SOCKET, WIRE HARNESS	1	1
	MS3057-12A	. . . CLAMP	1	1

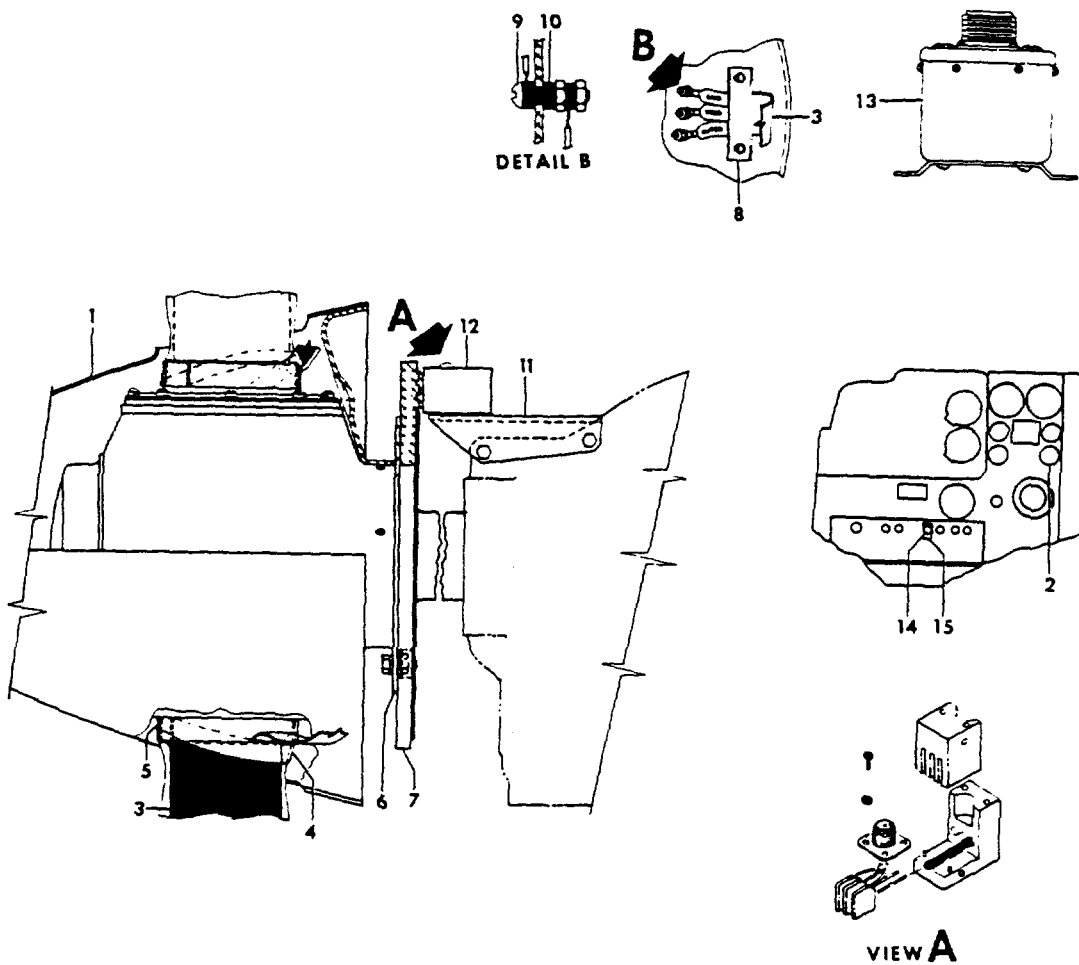
C O D E S O F E F F E C T I V I T Y

1 D-9069 THRU D-10119,
EXCEPT D-10097

B E E C H C R A F T
B O N A N Z A V 3 5 B
I L L U S T R A T E D P A R T S C A T A L O G

FIGURE 251A
THREE BLADE ELECTRIC PROPELLER DEICE/28 VOLT/
D-10097,D-10120 AND AFTER

BEECHCRAFT
 BONANZA V35B
 ILLUSTRATED PARTS CATALOG



33-251-2

B E E C H C R A F T
B O N A N Z A V 3 5 B
I L L U S T R A T E D P A R T S C A T A L O G

FIG. & ITEM NO.	PART NO.	DESCRIPTION	UNITS PER ASSY	USABLE ON CODE	
		1 2 3 4 5 6 7			
251A	35-960080-3	DEICER INSTL,PROPELLER/3 BLADED/28 VOLT/	NP	2	
	35-960080-25	DEICER INSTL,PROPELLER/3 BLADED/28 VOLT/	NP	4	
	R 35-960080-17	DEICER INSTL,PROPELLER/3 BLADED/28 VOLT/	NP	5	
	35-960080-7	DEICER INSTL,PROPELLER/3 BLADED/28 VOLT/	NP	2	
		/LIGHTED AMMETER/			
	35-960080-27	DEICER INSTL,PROPELLER/3 BLADED/28 VOLT/	NP	4	
	R 35-960080-19	DEICER INSTL,PROPELLER/3 BLADED/28 VOLT/	NP	5	
		/LIGHTED AMMETER/			
	- 1	35-960080-15	. SPINNER ASSY,PROPELLER.	1	2
		35-960080-21	. SPINNER ASSY,PROPELLER.	1	3
		4E2058	. SPLIT MTG PLATE	2	3
	- 2	90-380007-9	. AMMETER,PROPELLER DEICER.	1	1
	90-380007-11	. AMMETER,PROPELLER DEICER/LIGHTED/	1	1	
	67-275	. DEICE KIT	1	1	
- 3	4E2200-2	. . BOOT,PROPELLER DEICER	1	1	
- 4	2E1290	. . STRAP,RESTRAINER.	1	1	
- 5	2E1291	. . STRAP,RESTRAINER.	1	1	
- 6	4E1645	. . MOUNTING PLATE,SLIP RING.	1	1	
- 7	4E2267	. . RING,SLIP	1	1	
		/ATTACHING PARTS/			
	AN4-7A	. . BOLT.	6		
	AN960C416L	. . WASHER.	18		
	H10-4	. . NUT/KAYLOCK/.	6		
- 8	3E1271-2	. . CLIP,LEAD	1	1	
		/ATTACHING PARTS/			
	MS51957-30	. . SCREW	2		
	AN960C6	. . WASHER.	2		
- 9	6-32X3/4LG	. . SCREW,BRASS/SLIP RING LEAD WIRES/	2	1	
- 10	2E1260	. . BUSHING	4	1	
	MS35333-37	. . WASHER.	2	1	
	MS35649-265	. . NUT	2	1	
- 11	3E1461	. . BRACKET,BRUSH BLOCK	1	1	
		/ATTACHING PARTS/			
	AN5-25A	. . BOLT.	2		
	1E1297	. . SPACER.	4		
- 12	3E2062-2	. . MODULE ASSY,BRUSH	1	1	
		/NO BREAK DOWN AVAILABLE/			
		/ATTACHING PARTS/			
	R MS51957-51	. . SCREW	2		
	1E1157	. . SHIM.	1		
	AN960C8	. . WASHER.	4		
	MS21045-08	. . NUT	2		
- 13	3E1964-3	. . TIMER	1	1	
		/ATTACHING PARTS/			
	MS35207-264	. . SCREW	4		
	AN960-10	. . WASHER.	4		
	MS3106A	. . CONNECTOR/ALTERNATE FOR B20-15S/.	1	1	
	B20-15S	. . CONNECTOR/ALTERNATE FOR MS3106A/.	1	1	
	35-960081-1	. BRACKET,TIMER MOUNTING.	1	1	
		/ATTACHING PARTS/			
	MS35207-264	. SCREW	4		
	AN960-10	. WASHER.	4		
- 14	35-380132-9	. CIRCUIT BREAKER,TOGGLE SWITCH	1	1	
- 15	35-324436	. PLACARD,DEICE SWITCH.	1	1	
	35-324487	. PLACARD,DEICE INSTRUCTION/OVERLOAD/	1	1	

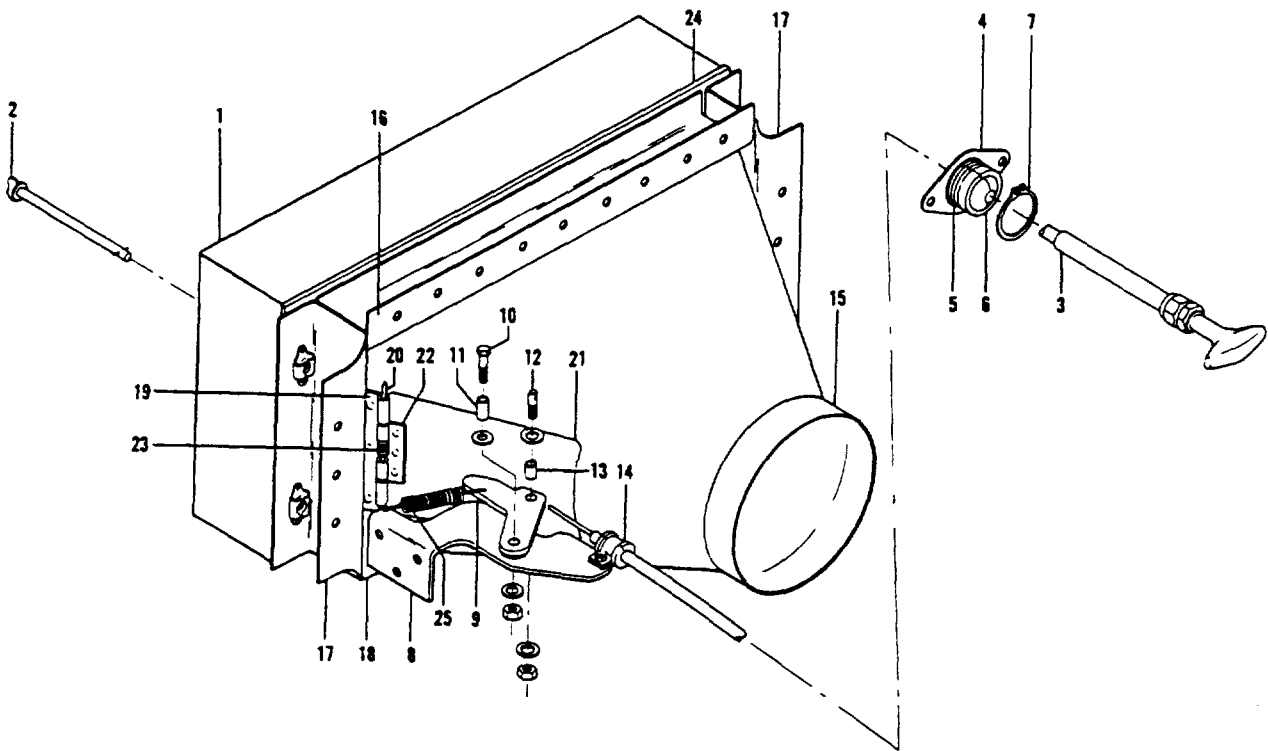
C O D E S O F E F F E C T I V I T Y

- | | |
|------------------------|----------------------|
| 1 D-10097, | 2 D-10097, |
| D-10120 AND AFTER | D-10120 THRU D-10349 |
| 3 D-10350 AND AFTER | 4 D-10383 AND AFTER |
| 5 D-10350 THRU D-10382 | |

BEECHCRAFT
BONANZA V35B
ILLUSTRATED PARTS CATALOG

FIGURE 258
INDUCTION AIR

BEECHCRAFT
BONANZA V35B
ILLUSTRATED PARTS CATALOG



35-258-3

B E E C H C R A F T
B O N A N Z A V 3 5 8
I L L U S T R A T E D P A R T S C A T A L O G

FIG. & ITEM NO.	PART NO.	DESCRIPTION	UNITS PER ASSY	USABLE ON CODE
		1 2 3 4 5 6 7		
258 - 1	35-380035-1	FILTER ASSY,AIR /WET TYPE/ /2 STUDS/	NP	
	35-380035-5	FILTER ASSY,AIR /DRY TYPE/ /2 STUDS/	NP	
	P10-5304	FILTER ASSY,AIR/REPLACES 35-380035-1 &	1	1
		35-380035-5/ /ATTACHING PARTS/		
- 2	W98293-15-2120	STUD	2	
	98293-3-340	STUD/ALTERNATE FOR W98293-15-2120/	2	
	99785-2	PIN	2	
	002-910011-19	GASKET/NOT REQD WITH P10-5304 FILTER/	1	1
	35-380035-7	FILTER ASSY,AIR	1	2
		/ATTACHING PARTS/		
	AN3-3A	BOLT/DONALDSON FILTER/	2	
	MS35207-261	SCREW/ALTERNATE FOR AN3-3A/	2	
	AN3-23A	BOLT/AIRMAZE FILTER/	2	
	MS35207-273	SCREW/ALTERNATE FOR AN3-23A/	2	
	R 35-919025	BOX ASSY,AIR	1	1
	R 002-910011-1	BOX ASSY,AIR	1	2
- 3	35-380063-1	CONTROL /ALTERNATE AIR DOOR/	1	
- 4	112436-6	RETAINER	1	
- 5	112412	GROMMET, HALF	2	
- 6	112413-2	BALL, HALF	2	
- 7	49338	FASTENER	2	
- 8	35-919025-21	BRACKET	1	
- 9	35-919025-23	LEVER	1	
		/ATTACHING PARTS/		
- 10	AN3	BOLT	1	
- 11	105739X-ZK0156	BUSHING	1	
	AN960-10	WASHER	3	
	MS20365-1032	NUT	1	
- 12	35-550520	STUD, CONTROL ATTACHING	1	
- 13	105739X-ZK0156	BUSHING	1	
	AN960-10L	WASHER	2	
	MS20365-1032	NUT	1	
- 14	TA1718DT3	CLAMP	2	
		/ATTACHING PARTS/		
	AN520-10R	SCREW	1	
	AN960-10	WASHER	1	
	MS20365-1032	NUT	1	
- 15	35-919025-1	BOX ASSY,AIR	1	
- 16	35-919025-3	FUNNEL ASSY	1	
- 17	35-919025-7	CHANNEL, UPPER	1	
- 18	35-919025-9	CHANNEL, SIDE	2	
- 19	35-919025-11	CHANNEL, LOWER	1	
- 19	35-919025-17	HINGE, HALF	1	
	35-919025-27	DOOR ASSY,AIR BOX	1	
		/ATTACHING PARTS/		
- 20	102361-00300	PIN, HINGE	1	
		SHIM /UNDER HINGE HALF/	1	
- 21	35-919025-13	DOOR	1	
- 22	35-919025-25	HINGE, DOOR HALF	1	
- 23	35-910288-1	SPRING	1	
- 24	35-919025-19	GASKET,AIR FILTER	1	
- 25	100942L023-17	SPRING	1	

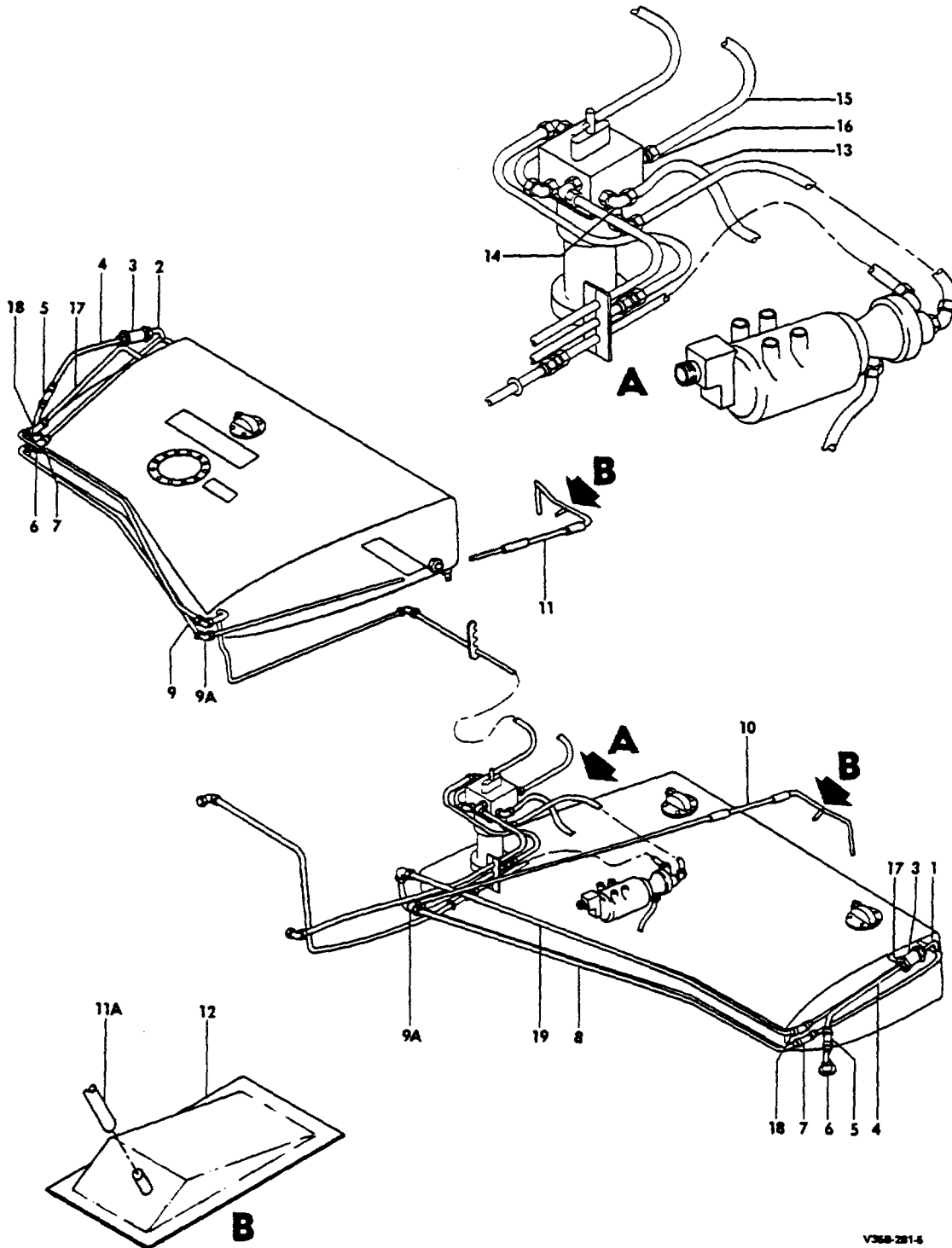
C O D E S O F E F F E C T I V I T Y

1 D-9069 THRU D-10151 2 D-10152 AND AFTER

BEECHCRAFT
BONANZA V35B
ILLUSTRATED PARTS CATALOG

FIGURE 281
FUEL SYSTEM

BEECHCRAFT
 BONANZA V35B
 ILLUSTRATED PARTS CATALOG

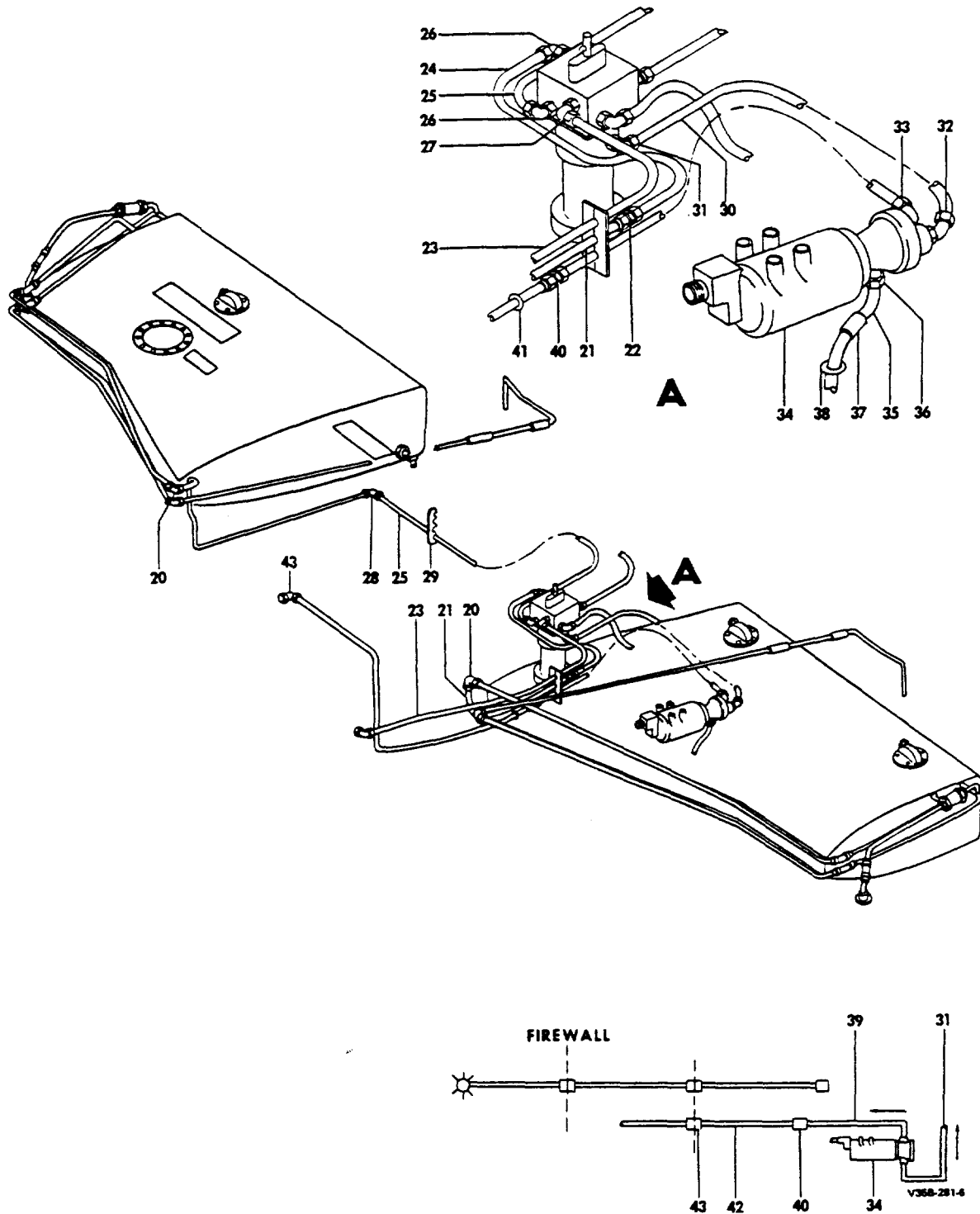


V35B-281-6

B E E C H C R A F T
B O N A N Z A V 3 5 B
I L L U S T R A T E D P A R T S C A T A L O G

FIG. & ITEM NO.	PART NO.	DESCRIPTION							UNITS PER ASSY	USABLE ON CODE	
		1	2	3	4	5	6	7			
281	35-921155-117	SYSTEM INSTL,FUEL/50 GAL.CAPACITY/	NP	1	
	35-921155-153	SYSTEM INSTL,FUEL/50 GAL.CAPACITY/	NP	2	
	35-921155-109	SYSTEM INSTL,FUEL/80 GAL.CAPACITY/	NP	14	
	35-921155-195	SYSTEM INSTL,FUEL/80 GAL.CAPACITY/	NP	15	
	35-921155-151	SYSTEM INSTL,FUEL/80 GAL.CAPACITY/	NP	1	
	- 1	35-921155-99	. WELD ASSY,VENT LH	1	3
	- 2	35-921155-100	. WELD ASSY,VENT RH	1	3
		33-921016-1	. TUBE ASSY,VENT.	2	4
	- 3	50-380170-11	. VALVE,CHECK /LH & RH/	2	
		MS21919DG17	. CLAMP,CHECK VALVE	1	
			/ATTACHING PARTS/								
		AN515-10R12	. SCREW	1	
		AN960-10	. WASHER	1	
	- 4	35-921155-101	. TUBE ASSY,VENT /LH & RH/	2	3
		35-921155-147	. TUBE ASSY,VENT LH	1	4
		35-921155-148	. TUBE ASSY,VENT RH	1	4
	- 5	106200H4-15	. HOSE /LH & RH/	2	
	- 6	50-920077	. FLANGE ASSY,VENT /LH & RH/	2	5
		000-920012-7	. FLANGE ASSY,VENT /LH & RH/	2	6
	36-110017-63	. FLANGE ASSY,VENT/USED WITH RADAR/	1	13	
- 7	106200H4-15	. HOSE	2		
- 8	35-921153-23	. TUBE ASSY,VENT LH	1		
- 9	35-921154-75	. TUBE ASSY,VENT RH	1		
	35-921155-51	. TUBE ASSY,VENT LH /USE WITH 80 GAL. SYSTEM/	1		
	35-921154-69	. TUBE ASSY,VENT LH /USE WITH 50 GAL. SYSTEM/	1		
- 9A	AN821-4D	. ELBOW /LH & RH/	2		
- 10	35-921155-127	. TUBE ASSY,VENT LH	1		
- 11	35-921155-128	. TUBE ASSY,VENT RH	1		
- 11A	106200H6-27	. HOSE /LH & RH/	2		
- 12	414-920022-5	. SCOOP,LH.	1		
	414-920022-3	. SCOOP,RH.	1		
- 13	35-921155-105	. TUBE ASSY,FUEL LH /SUPPLY LINE/	1		
- 14	AN833-6D	. ELBOW	1		
	MS29512-6	. GASKET	1		
	AN924-6D	. NUT	1		
- 15	35-921155-71	. TUBE ASSY,FUEL RH /SUPPLY LINE/	1		
	MS35489-17	. GROMMET	1		
	AN931-4-12	. GROMMET	6		
- 16	AN815-6D	. UNION	1		
	MS29512-6	. GASKET	1		
	AN924-6D	. NUT	1		
	115005-4	. GROMMET	2	6	
- 17	35-921154-95	. TUBE,RETURN /LH & RH/	2		
- 18	106200H4-15	. HOSE /LH & RH/	2		
- 19	35-921155-49	. TUBE ASSY,RETURN LH /USE WITH 80 GAL. SYSTEM/	1		
	35-921155-53	. TUBE ASSY,RETURN RH /USE WITH 80 GAL. SYSTEM/	1		
	35-921154-71	. TUBE ASSY,RETURN LH /USE WITH 50 GAL. SYSTEM/	1		
	35-921154-73	. TUBE ASSY,RETURN RH /USE WITH 50 GAL. SYSTEM/	1		
	MS21919DG4	. CLAMP	1	5	
		/ATTACHING PARTS/									
	AN515-8R10	. SCREW	1		
	AN960-8L	. WASHER	1		
	MS20365-832	. NUT	1		

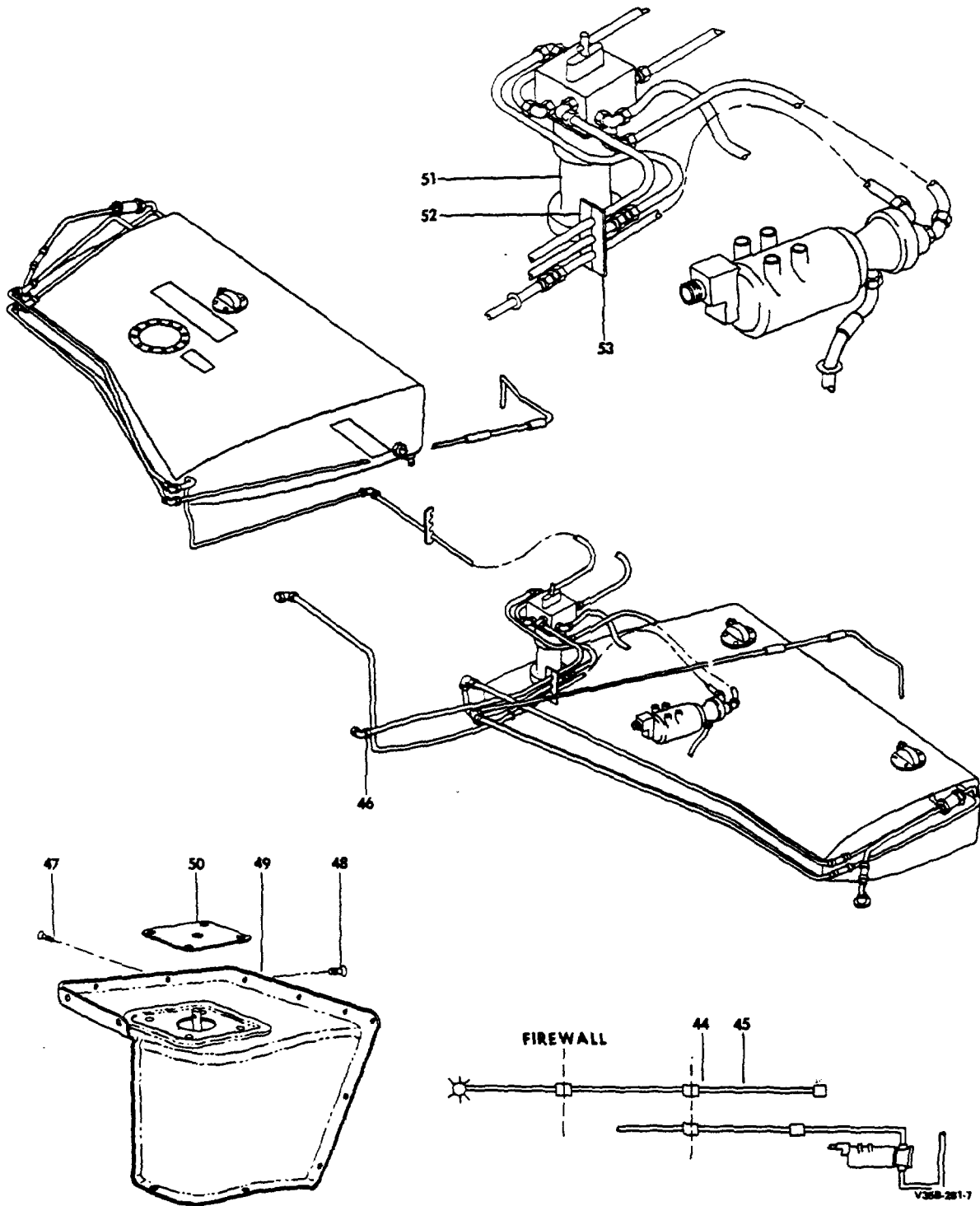
BEECHCRAFT
 BONANZA V35B
 ILLUSTRATED PARTS CATALOG



B E E C H C R A F T
B O N A N Z A V 3 5 8
I L L U S T R A T E D P A R T S C A T A L O G

FIG. & INDEX NO.	PART NO.	1 2 3 4 5 6 7	DESCRIPTION	UNITS PER ASSY	USABLE ON CODE
281	755-2-6	.	CLAMP	4	6
		.	/ATTACHING PARTS/		
	MS35206-247	.	SCREW	4	
	100696DZF008	.	SPACER	4	
	AN960-8L	.	WASHER	4	
	MS21042L08	.	NUT	4	
	35-921154-101	.	SUPPORT,TUBE /LH & RH/	7	
- 20	AN821-4D	.	ELBOW /LH & RH/	2	
- 21	35-921154-23	.	TUBE ASSY,RETURN LH	1	
	35-921154-41	.	TUBE ASSY,RETURN RH	1	
- 22	AN815-4D	.	UNION	1	
	AN820-4D	.	CAP	2	
- 23	35-921155-63	.	TUBE ASSY,RETURN LH	1	
- 24	35-921155-75	.	TUBE ASSY,RETURN LH	1	
- 25	35-921155-69	.	TUBE ASSY,RETURN RH	1	
- 26	AN833-4D	.	ELBOW,LH FUEL RETURN	2	
- 27	AN837-4D	.	ELBOW,RH FUEL RETURN	1	
	MS29512-4	.	GASKET	2	
	AN924-4D	.	NUT	2	
- 28	AN821-4D	.	ELBOW,RH FUEL RETURN	1	
	AN833-4D	.	ELBOW	1	
	MS29512-4	.	GASKET	1	
	AN924-4D	.	NUT	1	
- 29	35-921154-11	.	BRACKET,TUBE SUPPORT /LH & RH/	2	
		.	/ATTACHING PARTS/		
	AN515-8R10	.	SCREW	2	
	AN960-8	.	WASHER	2	
- 30	35-921155-91	.	TUBE ASSY,FUEL	1	
- 31	AN833-6D	.	ELBOW	1	
	MS29512-6	.	GASKET	1	
	AN924-6D	.	NUT	1	
- 32	6C5XD	.	ELBOW	1	
	RA2000C5	.	ELBOW /ALTERNATE FOR 6C5XD/	1	
	MS29512-6	.	GASKET	1	
- 33	AN833-6D	.	ELBOW	1	
	MS29512-6	.	GASKET	1	
	AN924-6D	.	NUT	1	
- 34	4140-00-39	.	PUMP ,FUEL BOOST/14 VOLT/SEE FIG.285/	1	11
	1296-00-1	.	PUMP ,FUEL BOOST/28 VOLT/	1	12
		.	/NO BREAK DOWN AVAILABLE/		
		.	/ATTACHING PARTS/		
	AN4-4A/H/	.	BOLT	4	
	AN9368416	.	WASHER	4	
	AN515-1032	.	BOLT	1	
	AN960-10	.	WASHER	1	
	MS20365-1032	.	NUT	1	
- 35	35-921155-95	.	TUBE ASSY,BOOST PUMP DRAIN	1	
- 36	2140-53	.	ELBOW	1	
- 37	106200H4-12	.	HOSE	1	
	GS4	.	CLAMP,HOSE	2	
- 38	AN931-4-7	.	GROMMET	1	
- 39	35-921155-93	.	TUBE ASSY,FUEL	1	
- 40	AN815-6D	.	UNION	1	
- 41	AN931-6-16	.	GROMMET	1	
- 42	35-921155-129	.	TUBE ASSY	1	
- 43	AN833-6	.	ELBOW	1	
	AN924-6	.	NUT	1	
	AN960-916	.	WASHER	1	

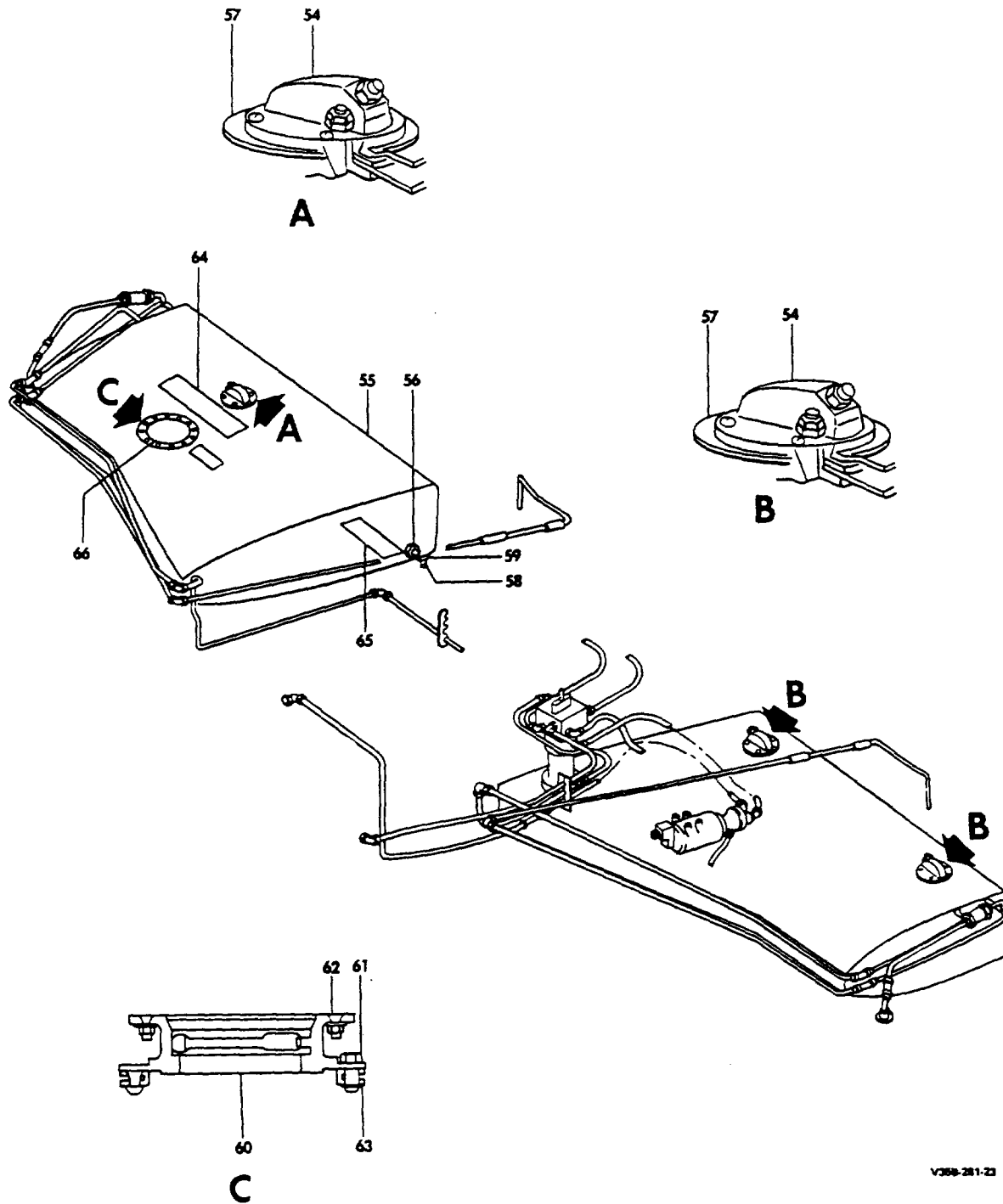
BEECHCRAFT
 BONANZA V35B
 ILLUSTRATED PARTS CATALOG



BEECHCRAFT
 BONANZA V35B
 ILLUSTRATED PARTS CATALOG

FIG. & INDEX NO.	PART NO.	DESCRIPTION	UNITS PER ASSY	USABLE ON CODE
		1 2 3 4 5 6 7		
281 - 44	AN832-4	. ELBOW, FIREWALL.	1	
	AN960-716	. WASHER.	1	
	AN924-4	. NUT	1	
	35-921155-111	. TUBE ASSY, FUEL PRESSURE	1	14
- 45	AN6270-4-22 1/2	. HOSE ASSY, FUEL PRESSURE /ATTACHING PARTS/	1	2
	AN515-6R7	. SCREW	1	
	AN960-6	. WASHER.	1	
	MS20365-632	. NUT	1	
	49160	. BAND /SECURE TO DEFROSTER DUCT/	1	2
- 46	AN833-4	. ELBOW	1	1
	AN960-716	. WASHER.	1	1
	AN924-4D	. NUT	1	1
	35-534421-25	. PARTITION ASSY/40 GAL. CAPACITY TANKS/ /SEE FIG.286/	1	10
	35-534421-23	. PARTITION ASSY/25 GAL. CAPACITY TANKS/ /SEE FIG.286/ /ATTACHING PARTS/	1	10
- 47	NAS384-6-12P	. SCREW	2	
- 48	NAS384-6-8P	. SCREW	8	
	NAS391-6	. WASHER.	10	
	35-534421-7	. . COVER, FUEL SELECTOR VALVE /WITHOUT OXYGEN/.	1	10
	35-534421-21	. . COVER, SPAR.	1	1
	35-534421-29	. . PLACARD ASSY, FUEL SELECTOR COVER. /USE WITH 80 GAL. SYSTEM/	1	10
- 50	35-534421-27	. . PLACARD ASSY, FUEL SELECTOR VALVE COVER. /USE WITH 50 GAL. SYSTEM/	1	10
	33-924013	. . . PLATE, FUEL SELECTOR VALVE COVER	1	
	36-920020-3	. . . PLACARD, FUEL SELECTOR /USE WITH 80 GAL. SYSTEM /WHITE ON CLEAR BACKGROUND	1	
	36-920020-5	. . . PLACARD, FUEL SELECTOR /USE WITH 80 GAL. SYSTEM /WHITE ON BLACK BACKGROUND	1	
	36-920019-3	. . . PLACARD, FUEL SELECTOR /USE WITH 50 GAL. SYSTEM /WHITE ON CLEAR BACKGROUND	1	
	36-920019-5	. . . PLACARD, FUEL SELECTOR /USE WITH 50 GAL. SYSTEM /WHITE ON BLACK BACKGROUND	1	
	36-920021-1	. . . PLATE	1	10
- 51	35-921155-603	. VALVE ASSY, FUEL SELECTOR /SEE FIG.289/. /ATTACHING PARTS/	1	
	AN74-3/M/ AN936B416	. BOLT. WASHER.	3 3	
- 52	35-921154-45	. BLOCK, TUBE SUPPORT.	1	
- 53	35-921154-47	. BLOCK, TUBE SUPPORT. /ATTACHING PARTS/	1	
	AN515-8R8	. SCREW	4	
	AN960-8	. WASHER.	12	
	MS20364-832	. NUT	4	
	35-9009-1 S	. KIT, 40 GAL LH FUEL CELL /SUPERSEDES 35-380135-1,-3,-5,-6/	1	8
	35-380135-1	. . CELL, FUEL	NP	8
	35-380135-5	. . CELL, FUEL /ALTERNATE FOR 35-380135-1/	NP	8
	35-380135-9	. CELL, FUEL LH.	1	9
	35-9009-2 S	. KIT, 40 GAL RH FUEL CELL /SUPERSEDES 35-380135-2,-4,-6,-8/	1	8
	35-380135-2	. . CELL, FUEL	NP	8
	35-380135-4	. . CELL, FUEL /ALTERNATE FOR 35-380135-2/	NP	8
	35-380135-10	. CELL, FUEL RH.	1	9

BEECHCRAFT
BONANZA V35B
ILLUSTRATED PARTS CATALOG



V35B-281-21

B E E C H C R A F T
B O N A N Z A V 3 5 B
I L L U S T R A T E D P A R T S C A T A L O G

FIG. & ITEM NO.	PART NO.	DESCRIPTION	UNITS PER ASSY	USABLE ON CODE
		1 2 3 4 5 6 7		
281 - 54	96-380041-1	. TRANSMITTER, FUEL QUANTITY INBD/80 GAL SYSTEM/	2	
	35-380136-7	. TRANSMITTER, FUEL QUANTITY INBD/50 GAL SYSTEM/	2	
	96-380042-1	. TRANSMITTER, FUEL QUANTITY OUTBD LH.	1	
	96-380042-3	. TRANSMITTER, FUEL QUANTITY OUTBD RH.	1	
	15-423	. GASKET.	2	
	35-921500-3	CELL INSTL, WING FUEL LH /50 GAL. SYSTEM/	NP	
	35-921500-4	CELL INSTL, WING FUEL RH /50 GAL. SYSTEM/	NP	
- 55	35-9009-3 S	. KIT, 25 GAL LH FUEL CELL /SUPERSEDES	1	3
		95-380027-1, 96-380046-1, -3, -5/		
	96-380046-9	. . CELL, FUEL	NP	
	96-380046-11	. . CELL, FUEL /ALTERNATE FOR 96-380046-9/	NP	
	35-9009-4 S	. KIT, 25 GAL RH FUEL CELL /SUPERSEDES	1	3
		95-380027-2, 96-380046-2, -4, -6/		
	96-380046-10	. . CELL, FUEL	NP	
	96-380046-12	. . CELL, FUEL /ALTERNATE FOR 96-380046-10/	NP	
- 56	50-920064	. STRAINER ASSY, WING FUEL	2	
		/ATTACHING PARTS/		
	AN737RM30	. CLAMP	2	
	35-380136-7	. SENSOR, FUEL QUANTITY /LH & RH/	1	
		/ATTACHING PARTS/		
	AN802-10-6	. SCREW	4	
	AN802-10-8	. SCREW	1	
- 57	35-921503	. GASKET, TRANSMITTER.	1	
- 58	CCA-3400	. VALVE, DRAIN	1	
		/ATTACHING PARTS/		
	35-921532	. WASHER, FUEL CELL DRAIN.	1	
- 59	35-921533	. CLAMP, FUEL CELL DRAIN	1	
	CCA-1319	. . SEAL, DRAIN VALVE.	1	
	36-920022-1	. SPACER /LH & RH/.	1	7
- 60	96-380036-3	. ADAPTER ASSY, FUEL FILLER CAP.	1	
		/ATTACHING PARTS/		
- 61	AN74-3/M/	. BOLT.	12	
	AN960-416L	. WASHER.	12	
- 62	AN509-10R9	. SCREW	12	
- 63	35-921502	. GASKET.	1	
- 64	36-920023-5	PLACARD, FUEL INSTRUCTION /WHITE/.	2	
	36-920023-7	PLACARD, FUEL INSTRUCTION /BLACK/.	2	
- 65	35-924148	PLACARD, FUEL SUMP DRAIN /WHITE/.	2	
	35-924148	PLACARD, FUEL SUMP DRAIN /BLACK/.	2	
- 66	37810-1	CAP ASSY, FUEL FILLER /SEE FIG. 287/.	1	
	58-920034-25	PLACARD, IDENTIFICATION FUEL TANK WING /WHITE/.	2	
	58-920034-27	PLACARD, IDENTIFICATION FUEL TANK WING /BLACK/.	2	
	35-921014-1	PLACARD, FUEL STRAINER /WHITE/.	2	
	35-921014-3	PLACARD, FUEL STRAINER /BLACK/.	2	

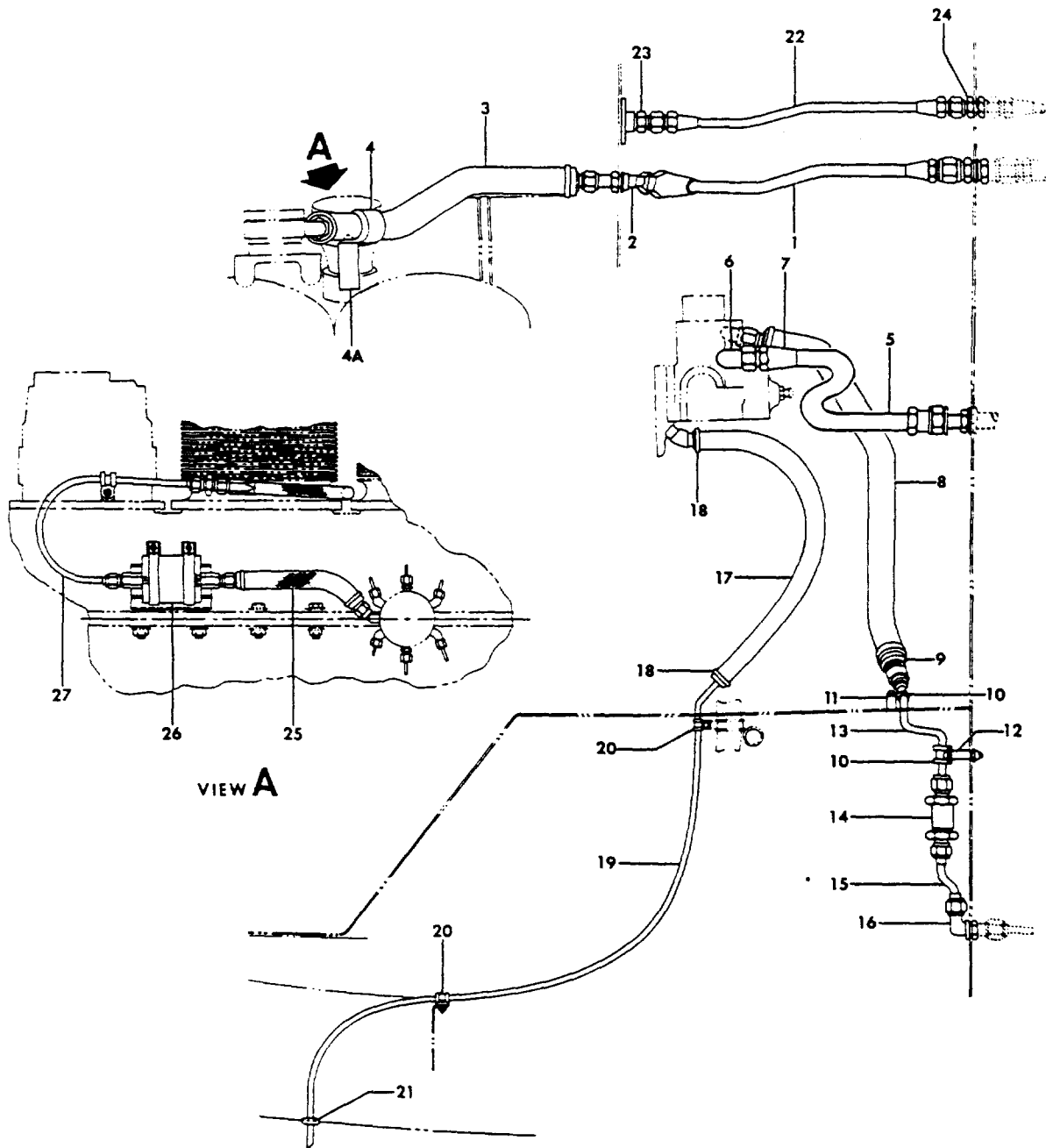
C O D E S O F E F F E C T I V I T Y

- | | |
|-------------------------|-------------------------|
| 1 D-9069 THRU D-9221 | 2 D-10303 AND AFTER |
| D-9391 THRU D-10302 | |
| 3 D-9069 THRU D-9201 | 4 D-9202 AND AFTER |
| 5 D-9069 THRU D-9562, | 6 D-9536, D-9563 |
| EXCEPT D-9536 | AND AFTER |
| 7 D-9445 AND AFTER | 8 D-9069 THRU D-9313 |
| 9 D-9314 AND AFTER | 10 D-9069 THRU D-9537 |
| 11 D-9069 THRU D-10119, | 12 D-10097, |
| EXCEPT D-10097 | D-10120 AND AFTER |
| 13 D-10264 AND AFTER | 14 D-10303 THRU D-10353 |
| 15 D-10354 AND AFTER | |

BEECHCRAFT
BONANZA V35B
ILLUSTRATED PARTS CATALOG

FIGURE 282
ENGINE SECTION FUEL

BEECHCRAFT
BONANZA V35B
ILLUSTRATED PARTS CATALOG



35-282-1

B E E C H C R A F T
B O N A N Z A V 3 5 B
I L L U S T R A T E D P A R T S C A T A L O G

FIG. & INDEX NO.	PART NO.	DESCRIPTION	UNITS PER ASSY							USABLE ON CODE
			1	2	3	4	5	6	7	
282	35-921155-117	FUEL SYSTEM INSTL,ENGINE COMPARTMENT /50 GAL./.							NP	1
	35-921155-153	FUEL SYSTEM INSTL,ENGINE COMPARTMENT /50 GAL./.							NP	2
	35-921155-151	FUEL SYSTEM INSTL,ENGINE COMPARTMENT /80 GAL./.							NP	2
	35-921155-109	FUEL SYSTEM INSTL,ENGINE COMPARTMENT /80 GAL./.							NP	3
	35-921155-195	FUEL SYSTEM INSTL/80 GAL/							NP	4
- 1	130524-4-0130	• HOSE ASSY							1	3
- 2	AN837-4	• ELBOW,BULKHEAD.							1	3
	AN960-716	• WASHER.							1	3
	AN924-4	• NUT							1	3
- 3	130524-4-0160	• HOSE ASSY							1	3
- 4	MS21919DG11	• CLAMP							1	3
		/ATTACHING PARTS/								
	AN520-10R22	• SCREW							1	
	AN960-10	• WASHER.							1	
	MS20365-1032	• NUT							1	
- 4A	1006960-ZC027	• SPACER.							1	
- 5	130524-6-0185	• HOSE ASSY							1	
	MS397-16	• CLAMP							2	
- 6	MS20823-6	• ELBOW							1	
- 7	AN816-6	• NIPPLE.							1	
- 8	130524-4-0170	• HOSE ASSY							1	
- 9	AN815-4	• UNION							1	
- 10	MS21919DG4	• CLAMP							2	
		/ATTACHING PARTS/								
	AN515-8R16	• SCREW							1	
- 11	1006960-ZF016	• SPACER.							1	
- 12	1006960-ZF020	• SPACER.							1	
	AN960-8	• WASHER.							1	
- 13	36-920000-17	• TUBE ASSY							1	
- 14	50-380170-11	• VALVE,CHECK							1	
- 15	36-920000-3	• TUBE ASSY							1	
- 16	AN833-4D	• ELBOW,BULKHEAD.							2	
- 17	106200FR4-80	• HOSE ASSY,DRAIN							1	
- 18	A10	• CLAMP							2	
- 19	35-921155-119	• TUBE ASSY,DRAIN							1	
		/ATTACHING PARTS/								
- 20	MS21919DG4	• CLAMP							2	
	AN515-8R8	• SCREW							2	
	AN960-8	• WASHER.							2	
	MS20365-832	• NUT							2	
- 21	MS35489-7	• GROMMET							1	
- 22	MS28741-3-0170	• HOSE ASSY							1	
- 23	AN816-3D	• NIPPLE.							1	1
- 24	AN832-3	• UNION							1	1
	AN924-3	• NUT							1	1
	AN960-616	• WASHER.							1	1
	35-921263-1	• TRANSDUCER INSTL,FUEL FLOW.							NP	4
- 25	330995F4-0060	• HOSE ASSY							1	4
- 26	102-389034-1	• TRANSDUCER,FUEL FLOW.							1	4
	102-910060-1	• BRACKET ASSY,TRANSDUCER							1	4
	105798-8	• CLAMP							2	4
- 27	35-921263-3	• TUBE ASSY							1	4

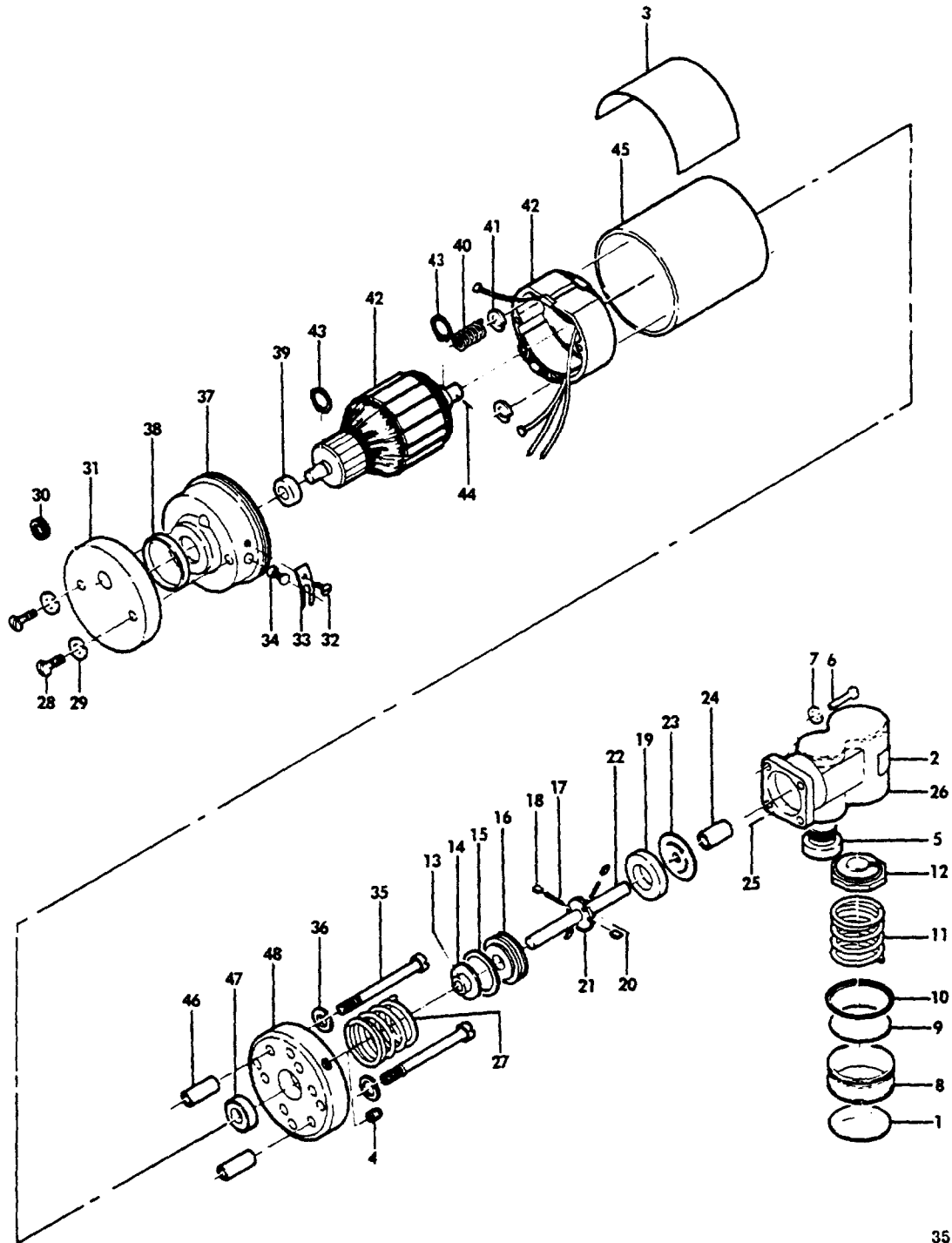
C O D E S O F E F F E C T I V I T Y

- 1 D-9069 THRU D-9221, 2 D-9222 THRU D-9390
D-9391 AND AFTER
3 D-9069 THRU D-9221, 4 D-10354 AND AFTER
D-9391 THRU D-10353

BEECHCRAFT
BONANZA V35B
ILLUSTRATED PARTS CATALOG

FIGURE 285
FUEL BOOST PUMP

BEECHCRAFT
 BONANZA V35B
 ILLUSTRATED PARTS CATALOG



35-285-1

B E E C H C R A F T
B O M A N Z A V 3 5 B
I L L U S T R A T E D P A R T S C A T A L O G

FIG. & INDEX NO.	PART NO.	DESCRIPTION	UNITS							USABLE ON CODE	
			1	2	3	4	5	6	7		
285	96-380040-11	PUMP ASSY, FUEL BOOST/14 VOLT/								1	1
	4140-00-39	PUMP								1	1
- 1	2140-73	PLATE, INSTRUCTION								1	1
- 2	2140-97	PLATE, IDENTIFICATION								1	1
- 3	2140-25-39	PLATE, IDENTIFICATION								1	1
- 4	AN932D1	PLUG, DRAIN								1	1
- 5	SP6	PLUG, PROTECTIVE								2	1
- 6	AN501-10-9	SCREW, MACHINE								4	1
- 7	AN935-10L	WASHER, LOCK								4	1
- 8	2140-56	PLUG, THREADED								1	1
- 9	2140-87	SPRING, SPACER								AR	1
- 10	2140-57	O RING								1	1
- 11	2140-38-3	SPRING, HELICAL								1	1
- 12	2140-36	CHECK ASSY, SWING								1	1
- 13	2172-55	PIN, STRAIGHT								1	1
- 14	2140-18	RING, SLINGER								1	1
- 15	2140-66	O RING								1	1
- 16	2140-12	BEARING ASSY								1	1
- 17	2140-16-1	PIN, STRAIGHT								2	1
- 18	2140-21	VANE ASSY								4	1
- 19	2140-07	SPACER								1	1
- 20	2140-39-1	PIN, STRAIGHT								1	1
- 21	2140-09	ROTOR								1	1
- 22	2140-08-1	SHAFT								1	1
- 23	2140-06-1	PLATE, BEARING								1	1
- 24	2140-17	BEARING, SLEEVE								1	1
- 25	2172-41	PIN, STRAIGHT								1	1
- 26	4140-14	BODY, PUMP								1	1
- 27	2140-15	SPRING, HELICAL								1	1
- 28	AN500D8-12	SCREW, MACHINE								2	1
- 29	AN936A8	WASHER, LOCK								2	1
- 30	AN931-3-5	GROMMET								1	1
- 31	2140-28	COVER								1	1
- 32	AN515C4-4	SCREW								2	1
- 33	2140-68	RETAINER, BRUSH								2	1
- 34	2140-51	BRUSH ASSY								2	1
- 35	2140-65	SCREW, MACHINE								2	1
- 36	AN936A8	WASHER, LOCK								2	1
- 37	3140-30	BELL, MOTOR END								1	1
- 38	2140-90	SLEEVE								1	1
- 39	2140-62	BEARING, BALL								1	1
- 40	2140-71	SPRING, HELICAL								2	1
- 41	AN935-10L	WASHER, LOCK								2	1
- 42	3140-37-12	ARMATURE & FIELD ASSY								1	1
- 43	2140-61	RING, RETAINING								2	1
- 44	2140-50-1	PIN, STRAIGHT								1	1
- 45	2140-29	SHELL, MOTOR								1	1
- 46	2161-23	SPACER, STANDOFF								2	1
- 47	2140-62	BEARING, BALL								1	1
- 48	3140-22-1	BELL, MOTOR END								1	1
	1296-00-1	PUMP ASSY, FUEL BOOST/28 VOLT/ /NO BREAKDOWN AVAILABLE/								1	2

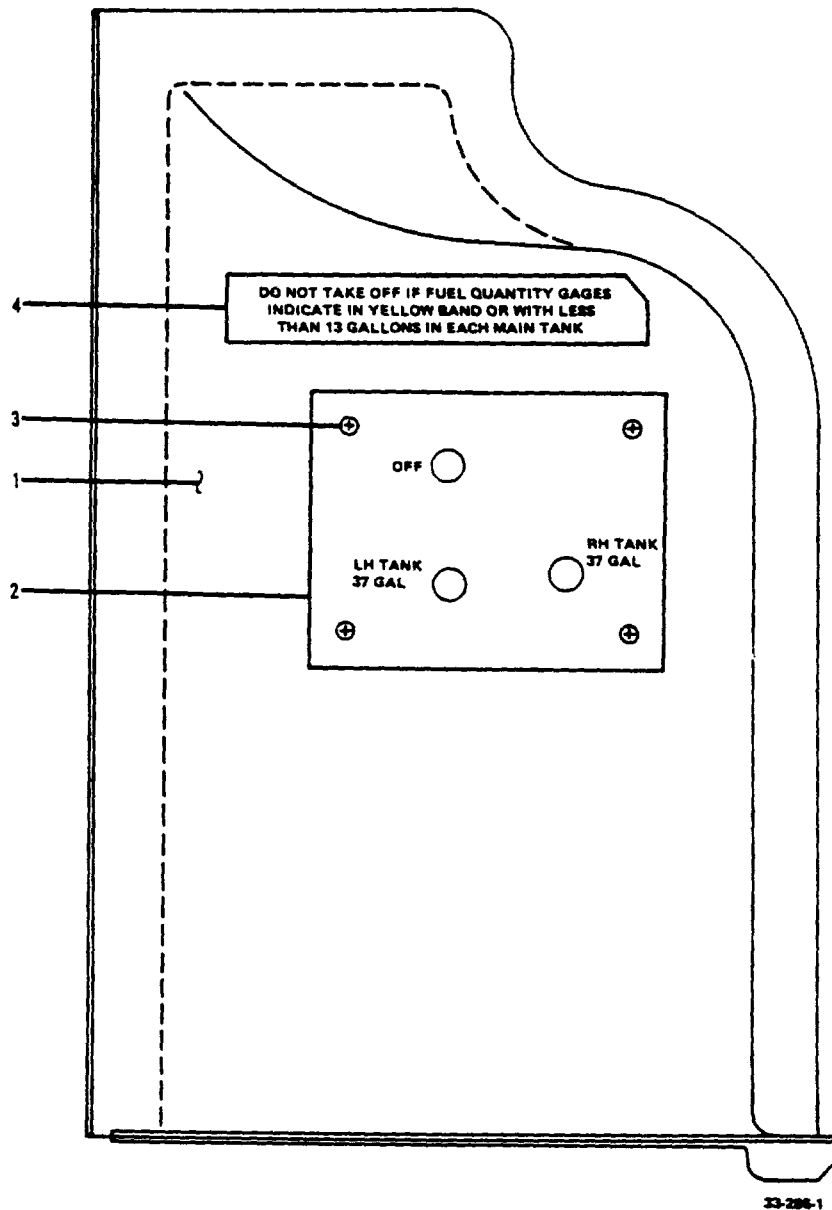
C O D E S O F E F F E C T I V I T Y

1 D-9069 THRU D-10119 2 D-10097, D-10120
EXCEPT D-10097 AND AFTER

B E E C H C R A F T
B O N A N Z A V 3 5 B
I L L U S T R A T E D P A R T S C A T A L O G

FIGURE 286
FUEL SELECTOR PANEL

BEECHCRAFT
BONANZA V35B
ILLUSTRATED PARTS CATALOG



B E E C H C R A F T
B O N A N Z A V 3 5 8
I L L U S T R A T E D P A R T S C A T A L O G

FIG. & INDEX NO.	PART NO.	DESCRIPTION	UNITS PER ASSY							USABLE ON CODE	
			1	2	3	4	5	6	7		
286	33-530007-17	UPHOLSTERY & SOUNDPROOFING INSTL.								NP	1
	35-534009-1	UPHOLSTERY INSTL.								NP	2
	33-530007-19	UPHOLSTERY & SOUNDPROOFING INSTL /OPTIONAL/								NP	1
	35-534009-3	UPHOLSTERY INSTL.								NP	2
	36-530099-1	COVER INSTL, FUEL SELECTOR								NP	4
	35-534421-23	. . . PARTITION ASSY.								1	3
	35-534421-25	. . . PARTITION ASSY.								1	3
	36-530099-3	. . . COVER ASSY, FUEL SELECTOR.								1	4
	- 1	35-534421-7	. . . COVER, FUEL SELECTOR VALVE /WITHOUT OXYGEN/.							1	3
		36-530099-5	. . . COVER, FUEL SELECTOR							1	4
	- 2	35-534421-27	. . . PLACARD ASSY/50 GAL. CAPACITY SYSTEM/.							1	3
		36-530099-7	. . . PLACARD ASSY/50 GAL. CAPACITY SYSTEM/.							1	4
		35-534421-29	. . . PLACARD ASSY/80 GAL. CAPACITY SYSTEM/.							1	3
		36-530099-9	. . . PLACARD ASSY/80 GAL. CAPACITY SYSTEM/. /ATTACHING PARTS/							1	4
	- 3	AN530-6R6	. . . SCREW							4	
		33-924013	. . . PLATE							1	
		36-920019-3	. . . PLACARD/50 GAL. CAPACITY SYSTEM/ /WHITE ON CLEAR BACKGROUND/							1	
		36-920019-5	. . . PLACARD/50 GAL. CAPACITY SYSTEM/ /WHITE ON BLACK BACKGROUND/							1	
		36-920020-3	. . . PLACARD/80 GAL. CAPACITY SYSTEM/ /WHITE ON CLEAR BACKGROUND/							1	
		36-920020-5	. . . PLACARD/80 GAL. CAPACITY SYSTEM/ /WHITE ON BLACK BACKGROUND/							1	
- 4	36-920021-1	. . . PLATE							1	3	
	36-530102-5	. . . PLACARD, INSTRUCTION FUEL LIMITATION							1	4	

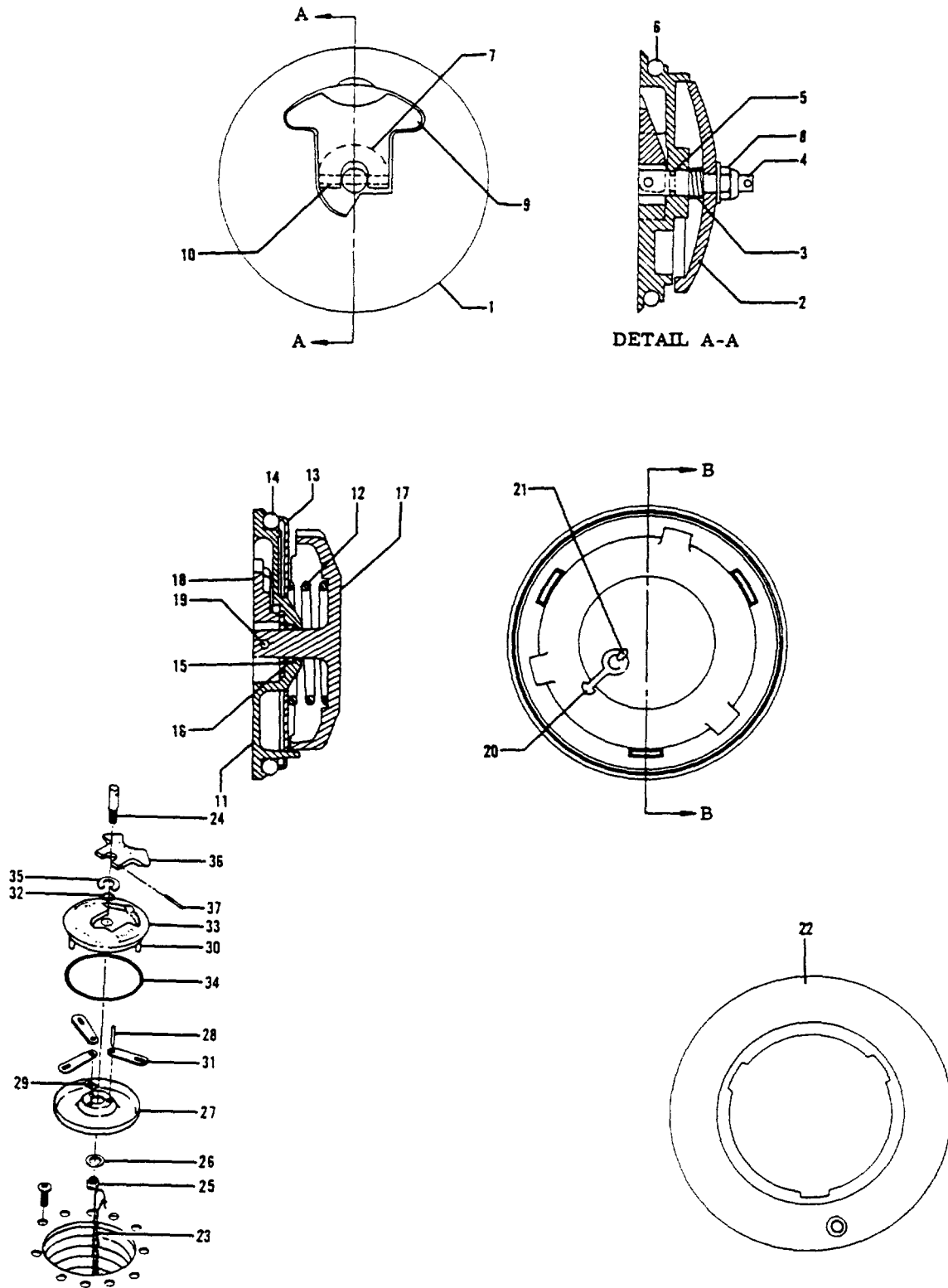
C O D E S O F E F F E C T I V I T Y

1 D-9069 THRU D-9286 2 D-9287 THRU D-9537
3 D-9069 THRU D-9537 4 D-9538 AND AFTER

BEECHCRAFT
BONANZA V35B
ILLUSTRATED PARTS CATALOG

FIGURE 287
FUEL CAP AND ADAPTOR

BEECHCRAFT
 BONANZA V35B
 ILLUSTRATED PARTS CATALOG



35-287-2

B E E C H C R A F T
B O N A N Z A V 3 5 B
I L L U S T R A T E D P A R T S C A T A L O G

FIG. & INDEX NO.	PART NO.	DESCRIPTION	UNITS PER ASSY							USABLE ON CODE		
			1	2	3	4	5	6	7			
287	35-921155-109	FUEL SYSTEM INSTL /80 GAL./								NP	1	
	35-921155-195	FUEL SYSTEM INSTL/80 GAL/								NP	2	
	96-380035-1	• CAP ASSY,FUEL TANK FILLER /ORDER 96-380035/								NP		
			/MAY BE USED IN LIEU OF 96-380035-3/									
		431-9	• • BODY ASSY,CAP								1	
	- 1	431-14	• • BASE								1	
	- 2	431-11	• • PAWL								1	
	- 3	431-13	• • SPRING								1	
	- 4	431-16	• • AXLE								1	
	- 5	MS29513-10	• • O RING								1	
	- 6	MS29513-338	• • O RING								1	
	- 7	431-18	• • PLATE,BEARING								1	
	- 8	AN310-4	• • NUT								1	
		416-326-1	• • WASHER								1	
		MS24665-132	• • PIN,COTTER								1	
	- 9	431-15	• • HANDLE								1	
			/ATTACHING PARTS/									
	- 10	416-9-1	• • PIN,HANDLE								1	

		96-380035-3	• CAP ASSY,FUEL TANK FILLER /ORDER 96-380035/								1	
			/MAY BE USED IN LIEU OF 96-380035-1/									
	- 11	37685-2	• • BASE								1	
	- 12	37693	• • SPRING								1	
	- 13	37691	• • RETAINER								1	
	- 14	37617-339	• • O RING								1	
	- 15	37117	• • PLATE,BEARING								1	
	- 16	MS9021-110	• • O RING								1	
	- 17	38038	• • LOCK								1	
	- 18	C37656-41	• • HANDLE								1	
			/ATTACHING PARTS/									
	- 19	38061	• • PIN,HANDLE								1	

	- 20	38104	• • COUPLING								1	
	- 21	AN381-3-8	• • PIN,COTTER								1	
	- 22	36-920013-3	• ADAPTER,LEADING EDGE FILLER CAP								2	
		FCB25722	• GASKET,ADAPTER								2	
		35-921500-3	CELL INSTL,LH FUEL/25 GAL.CAPACITY/SEE FIG.281/								NP	
	35-921500-4	CELL INSTL,RH FUEL/25 GAL.CAPACITY/SEE FIG.281/								NP		
	416-85	• CAP ASSY,FUEL FILLER /SUPERSEDES 416-85-25/								1		
- 23	416-61-6	• • CHAIN ASSY,FUEL CAP /6 IN./								1		
	416-50	• • CAP ASSY,FUEL FILLER /3 IN./								1		
- 24	416-54	• • AXLE,FUEL TANK CAP								1		
- 25	AN310-4	• • NUT								1		
- 26	AN940-416	• • WASHER								1		
	AN380-2-2	• • PIN,COTTER								1		
- 27	416-56	• • DISC,FUEL TANK CAP ANCHOR								1		
		/ATTACHING PARTS/										
- 28	416-60	• • PIN								3		

- 29	A1059-014-3	• • WASHER,SPRING								6		
- 30	416-59	• • PIN,FUEL TANK CAP DRIVE								3		
- 31	416-55	• • PAWL,FUEL TANK CAP								3		
- 32	MS29513-10	• • O RING,FUEL TANK CAP								1		
- 33	416-52	• • BASE,FUEL TANK CAP								1		
- 34	MS29513-232	• • O RING,FUEL TANK CAP								1		
- 35	427-8	• • PLATE,FUEL TANK CAP BEARING								1		
- 36	416-53	• • HANDLE,FUEL TANK CAP								1		
		/ATTACHING PARTS/										
- 37	AN122697	• • PIN								1		

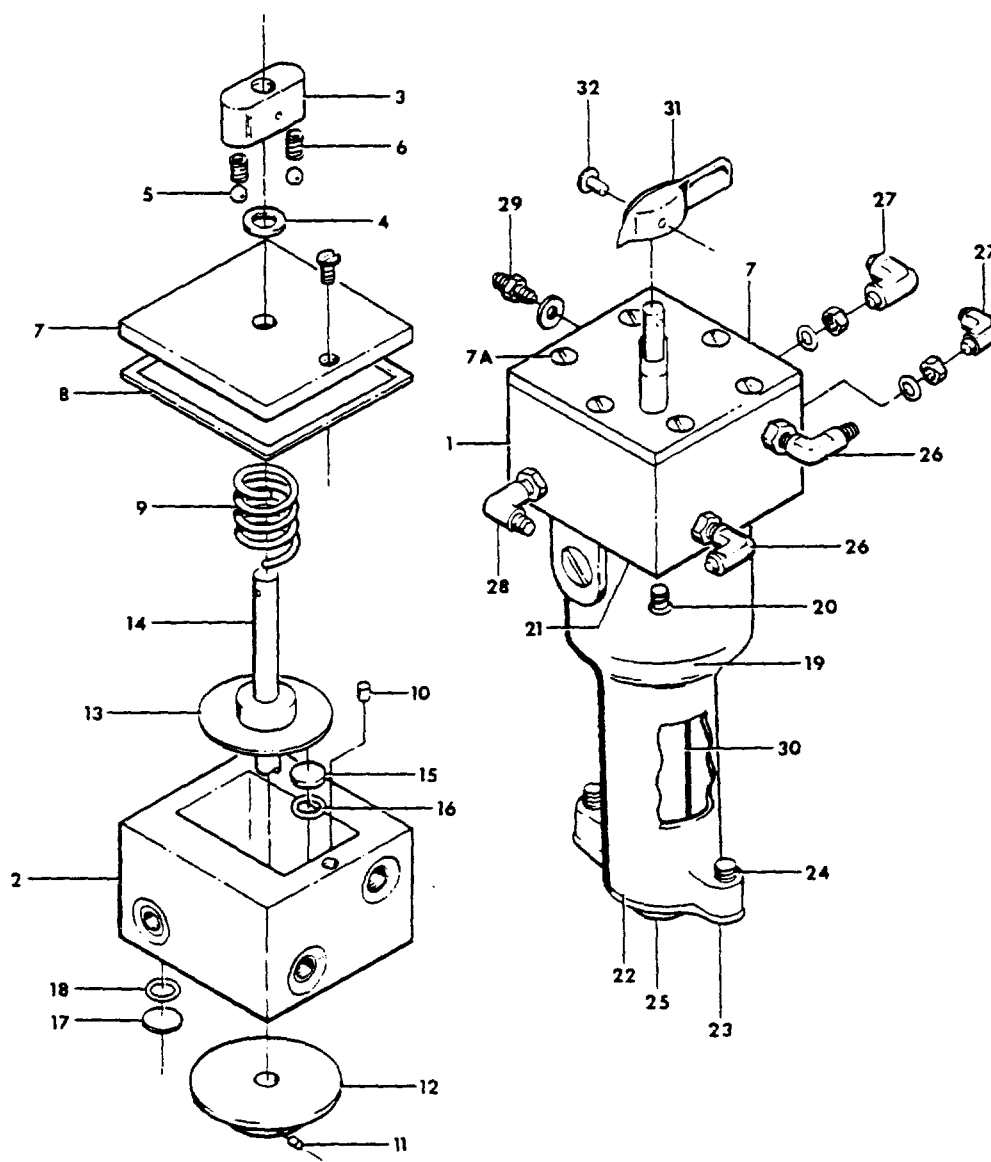
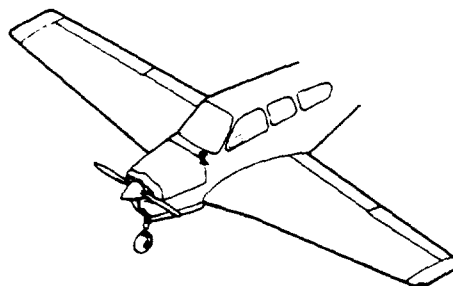
C O D E S O F E F F E C T I V I T Y

1 D-9069 THRU D-10353 2 D-10354 AND AFTER

BEECHCRAFT
BONANZA V35B
ILLUSTRATED PARTS CATALOG

FIGURE 289
FUEL SELECTOR VALVE

BEECHCRAFT
 BONANZA V35B
 ILLUSTRATED PARTS CATALOG



33-289-1

FIGURE 289.FUEL SELECTOR VALVE

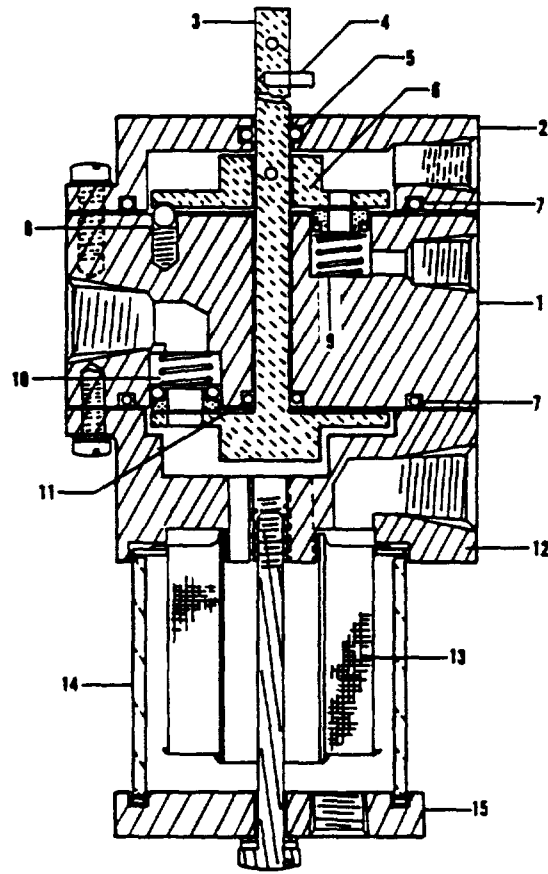
B E E C H C R A F T
B O N A N Z A V 3 5 8
I L L U S T R A T E D P A R T S C A T A L O G

FIG. & ITEM NO.	PART NO.	DESCRIPTION	UNITS PER ASSY							USABLE ON CODE	
			1	2	3	4	5	6	7		
289		VALVE ASSY, FUEL SELECTOR.								1	
- 1	HE833	. VALVE ASSY, FUEL SELECTOR.								1	
	5033	. VALVE ASSY, FULE SELECTOR/ALTERNATE FOR HE833/								1	
- 2	HE1349	. . BODY, FUEL SELECTOR VALVE.								1	
- 3	HE1114	. . YOKE, FUEL SELECTOR VALVE.								1	
- 4	R HE193	. . WASHER.								1	
- 5	1/4 DIA	. . BALL, STEEL.								1	
- 6	HE189	. . SPRING.								1	
- 7	HE1351	. . COVER.								1	
		/ATTACHING PARTS/									
- 7A	R AN507-8R6	. . SCREW.								6	
		-----*									
- 8	HE1350	. . GASKET.								1	
- 9	HE1301	. . SPRING.								1	
- 10	79-022-094-0375	. . PIN, ROLL.								2	
- 11	79-022-094-0625	. . PIN, ROLL.								1	
- 12	HE1348	. . ROTOR.								1	
- 13	HE1297	. . ROTOR.								1	
- 14	HE1347	. . SHAFT.								1	
- 15	HE1300	. . SEAL.								1	
- 16	MS29513-11	. . O RING.								1	
- 17	HE1352	. . SEAL.								1	
- 18	MS29513-12	. . O RING.								1	
- 19	45-920036-1	. HOUSING, FUEL STRAINER.								1	
		/ATTACHING PARTS/									
- 20	AN500A10-8	. SCREW.								4	
	AN935-10	. WASHER.								4	
		-----*									
- 21	50-920030-4	. GASKET.								1	
- 22	35-921181	. GASKET, HOUSING.								1	
- 23	50-920057	. PLATE, HOUSING.								1	
		/ATTACHING PARTS/									
- 24	AN500A10-12	. SCREW.								1	
	AN960-10L	. WASHER.								1	
		-----*									
- 25	CCA-4850	. VALVE.								1	
	CCA-1269	. . SEAL.								1	
- 26	AN833-60	. ELBOW.								2	
	AN924-60	. NUT.								2	
	MS29512-6	. GASKET.								2	
- 27	AN833-40	. ELBOW.								2	
- 28	AN837-40	. ELBOW.								1	
	AN924-40	. NUT.								3	
	MS29512-4	. GASKET.								3	
- 29	AN815-60	. UNION.								1	
- 30	50-920040-10	. STRAINER ASSY, FUEL.								1	
	111504ZT0324-3	. SPRING.								1	
- 31	35-924255-1	. HANDLE ASSY, FUEL SELECTOR VALVE.								1	
		/ATTACHING PARTS/									
- 32	A905	. PIN.								1	
	AN380-1-1	. PIN.								1	
	R NW25-6875	. WASHER.								1	
		-----*									

BEECHCRAFT
BONANZA V35B
ILLUSTRATED PARTS CATALOG

FIGURE 296
WING TIP FUEL TANKS

BEECHCRAFT
BONANZA V35B
ILLUSTRATED PARTS CATALOG

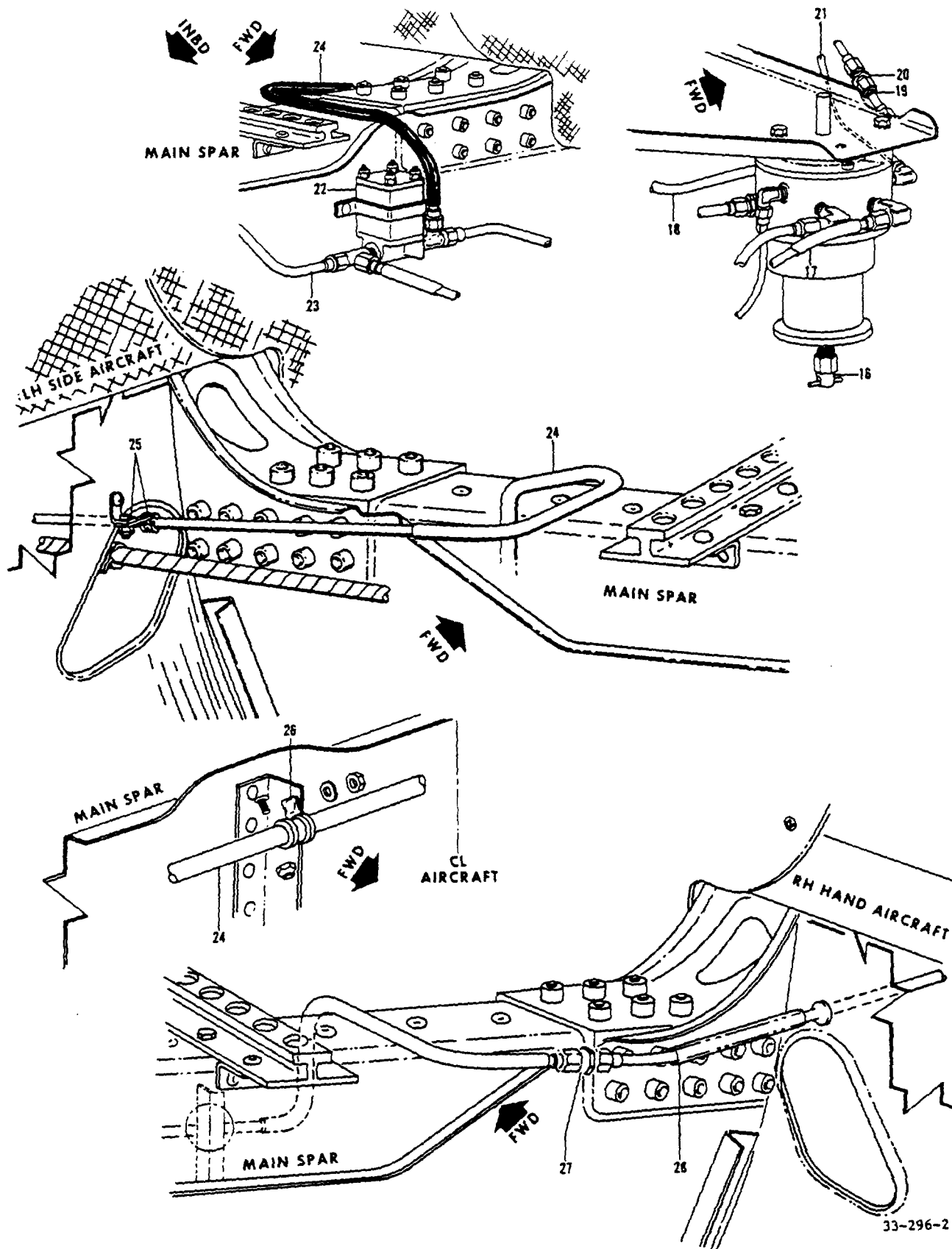


33-296-1

B E E C H C R A F T
B O N A N Z A V 3 5 B
I L L U S T R A T E D P A R T S C A T A L O G

FIG. & INDEX NO.	PART NO.	DESCRIPTION	UNITS PER ASSY							USABLE ON CODE	
			1	2	3	4	5	6	7		
296	35-921257-1	TANK INSTL, WING TIP FUEL.								NP	
	35-668-5	. TANK KIT, WING TIP								1	
	HE763	. . VALVE ASSY, FUEL SELECTOR & STRAINER								1	
		/ATTACHING PARTS/									
		AN74-3/M/	. . BOLT.							2	
		AN9368416	. . WASHER.							2	
	- 1	HE1569	. . . BODY.							1	
	- 2	HE1570	. . . COVER							1	
			/ATTACHING PARTS/								
		AN501-10-8	. . . SCREW							3	
		AN935-10L	. . . WASHER, LOCK							3	
	- 3	HE1571	. . . ROTOR, MAIN.							1	
	- 4	79-022-094-0375	. . . PIN, ROLL.							1	
	- 5	MS29513-10	. . . O RING.							1	
	- 6	HE1572	. . . ROTOR, TOP							1	
		/ATTACHING PARTS/									
	79-022-094-0750	. . . PIN, ROLL.							1		
- 7	MS29513-136	. . . O RING.							2		
- 8	HE189	. . . SPRING.							1		
	5/32	. . . BALL, STEEL.							1		
	HE1331	. . . SEAL.							1		
	MS29513-11	. . . O RING.							1		
	HE1332	. . . WASHER.							1		
- 9	HE191	. . . SPRING.							1		
	HE1573	. . . SEAL.							1		
	MS29513-12	. . . O RING.							1		
	HE193	. . . WASHER.							1		
- 10	HE191	. . . SPRING.							1		
- 11	MS29513-10	. . . O RING.							1		
- 12	HE1576	. . . BODY, STRAINER							1		
	HE1526-2	. . . GASKET, STRAINER CYLINDER UPPER.							1		
- 13	HE1568-1	. . . ELEMENT, STRAINER.							1		
- 14	HE1528-8	. . . CYLINDER, STRAINER							1		
	HE1526-1	. . . GASKET, STRAINER CYLINDER LOWER.							1		
- 15	HE1575	. . . PLATE, SUMP.							1		
		/ATTACHING PARTS/									
	AN3H23A	. . . BOLT.							1		
	AN960-10L	. . . WASHER.							1		
	600-001-10	. . . SEAL.							1		

BEECHCRAFT
 BONANZA V35B
 ILLUSTRATED PARTS CATALOG



33-296-2

B E E C H C R A F T
B O N A N Z A V 3 5 B
I L L U S T R A T E D P A R T S C A T A L O G

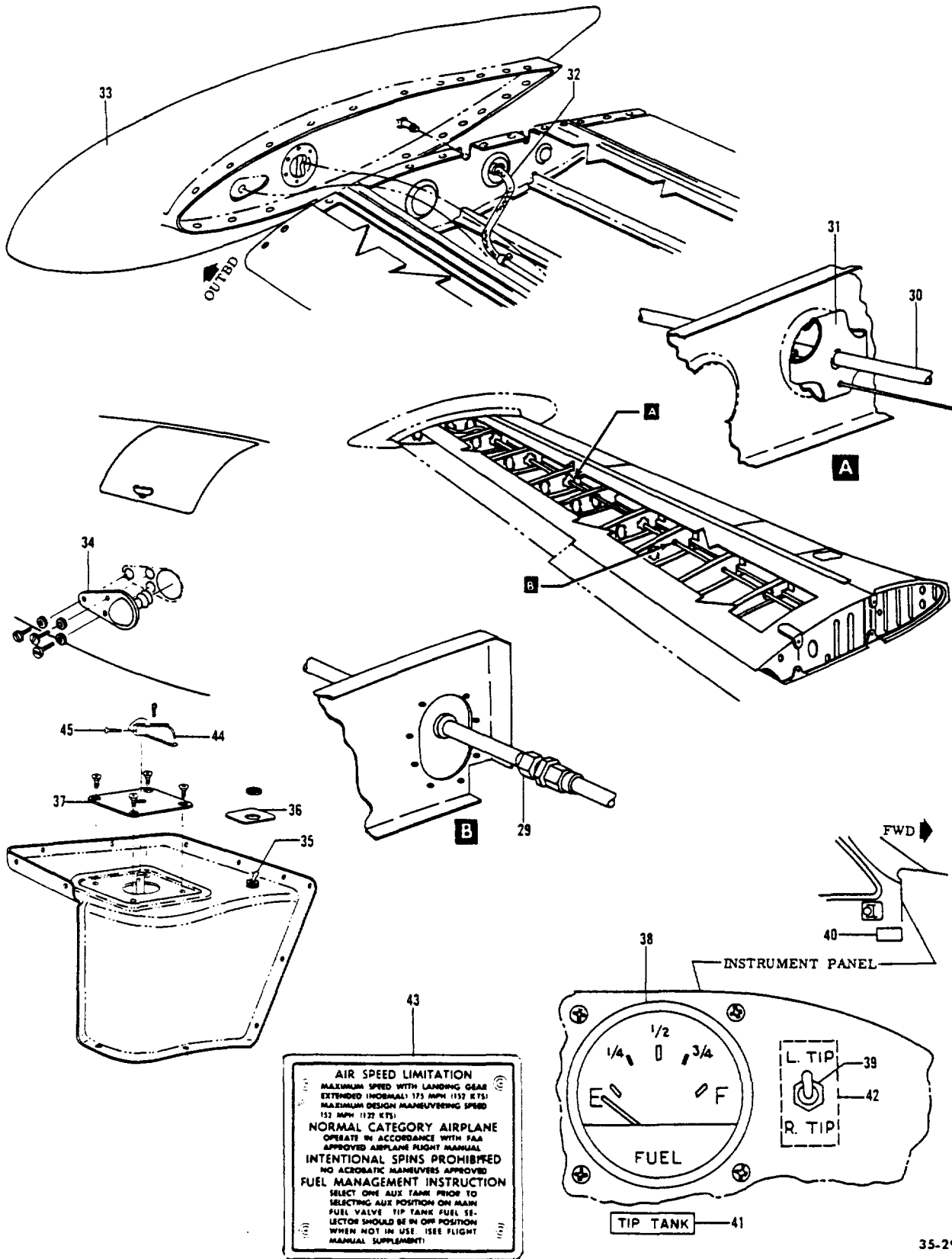
FIG. & INDEX NO.	PART NO.	DESCRIPTION							UNITS PER ASSY	USABLE ON CODE	
		1	2	3	4	5	6	7			
296	- 16	CCA-4850	1	
		CCA-1269	1	
	- 17	55035-3	1	
	- 18	55035-4	1	
	- 19	55035-5	1	
	- 20	AN815-40	1	
	- 21	55035-7	1	
	- 22	55028	1	
		AN515-8R8	2	
		AN936B8	2	

	- 23	55035-1	1	
	- 24	55035-2	1	
	- 25	AN742-6C	1	
		AN515-8R8	1	
		AN960D8	1	
		MS20365-832	1	

	- 26	7586	1	
		AN515-8R8	2	
		AN960D8	2	
		MS20365-832	2	

- 27	AN815-6D	1		
	AN818-6D	1		
	AN819-6D	1		
- 28	55035-6	1		
	S8500-6	1		

BEECHCRAFT
BONANZA V35B
ILLUSTRATED PARTS CATALOG



35-296-4

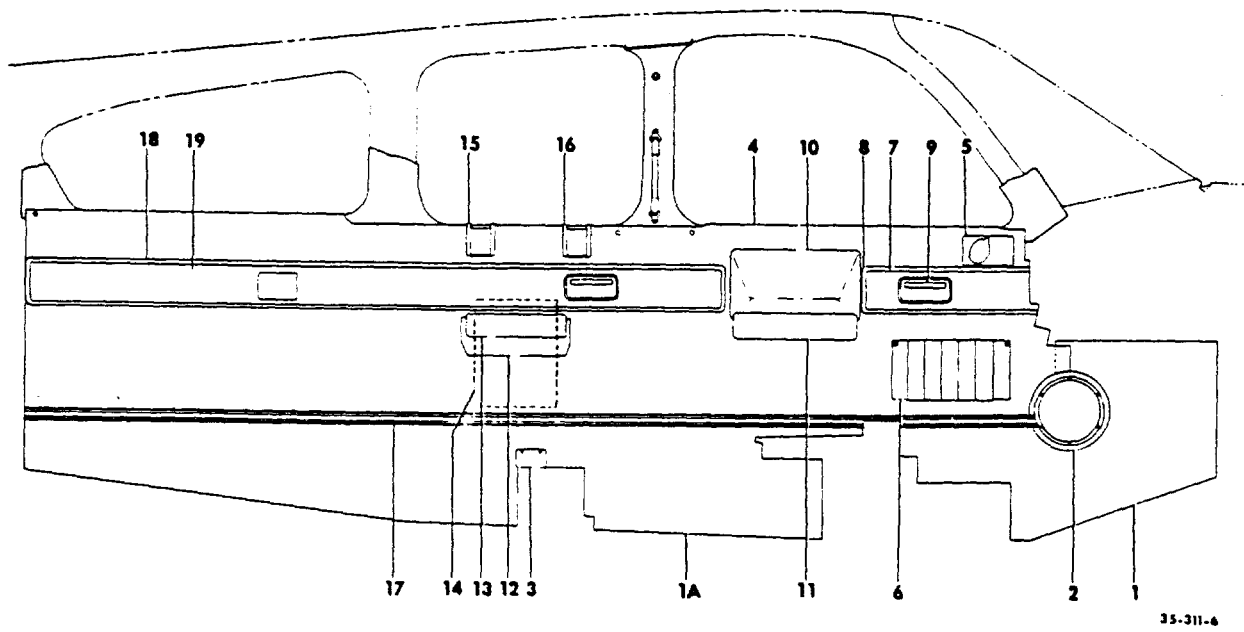
B E E C H C R A F T
B O N A N Z A V 3 5 8
I L L U S T R A T E D P A R T S C A T A L O G

FIG. & INDEX NO.	PART NO.	DESCRIPTION	UNITS PER ASSY	USABLE ON CODE
		1 2 3 4 5 6 7		
296 - 29	AN815-6D	. . UNION /LH & RH/	2	
	AN818-6D	. . NUT,UNION	AR	
	AN819-6D	. . SLEEVE,FUEL LINE.	AR	
- 30	4024-3	. . TUBE,FUEL /LH & RH/	2	
	7586	. . CLAMP,FUEL LINE	2	
		/ATTACHING PARTS/		
	AN515-8R8	. . SCREW	2	
	AN960D8	. . WASHER.	2	
	MS20365-832	. . NUT	2	
- 31	55011	. . SPIDER,FUEL LINE GUIDE /SMALL/.	4	
	55011-1	. . SPIDER,FUEL LINE GUIDE /LARGE/.	4	
	S8500-6	. . GROMMET /LH & RH/	2	
- 32	55037	. . HOSE,FUEL /LH & RH TIP TANK TO TUBE ASSY/	2	
- 33	55000 LH	. . TANK ASSY,LH TIP.	1	
	55000 RH	. . TANK ASSY,RH TIP.	1	
		/ATTACHING PARTS/		
	AN525-832R7	. . SCREW	26	
- 34	30-0009-5	. . LIGHT ASSY,LH POSITION /RED/.	1	
	30-0009-6	. . LIGHT ASSY,RH POSITION /GREEN/.	1	
- 35	MS35058-23	. . SWITCH,FUEL SELECTOR PANEL.	1	
- 36	55036-1	. . PLACARD,FUEL SELECTOR SWITCH.	1	
- 37	55036	. . PLACARD,FUEL SELECTOR VALVE INSTRUCTIONS.	1	
		/USE WITH WING TIP TANKS/		
- 38	55027	. . GAGE,TIP TANK FUEL QUANTITY	1	
- 39	MS35058-21	. . SWITCH,FUEL QUANTITY GAGE	1	
- 40	55023	. . PLACARD	1	
- 41	35-921258-7	. . PLACARD,GAGE.	1	
- 42	35-921258-5	. . PLACARD,SWITCH.	1	
	96033	. . MANUAL,FLIGHT	1	
- 43	35-534446	. . PLATE,OPERATIONS LIMITATIONS.	1	
- 44	35-924255-1	HANDLE ASSY,FUEL SELECTOR	1	
		/ATTACHING PARTS/		
- 45	A905	PIN,CLEVIS.	1	
	AN380-1-1	PIN,COTTER.	1	

BEECHCRAFT
BONANZA V35B
ILLUSTRATED PARTS CATALOG

FIGURE 311
UPHOLSTERY
D-9069 THRU D-9537

BEECHCRAFT
BONANZA V35B
ILLUSTRATED PARTS CATALOG

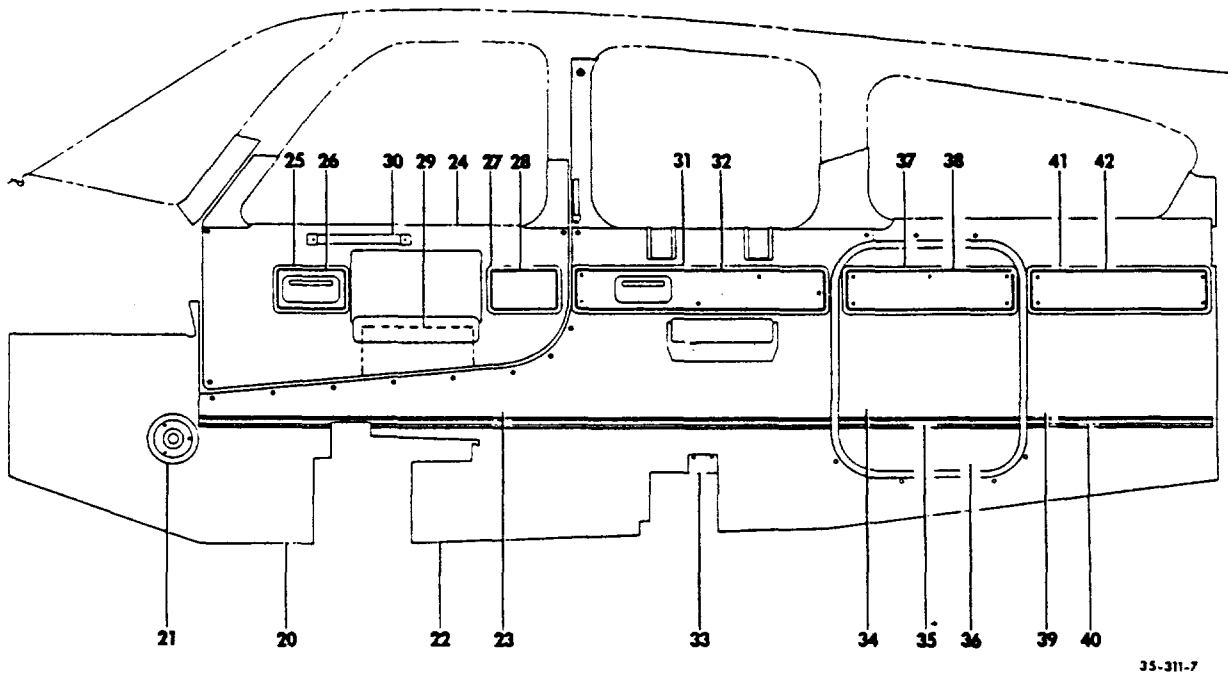


35-311-6

B E E C H C R A F T
B O N A N Z A V 3 5 8
I L L U S T R A T E D P A R T S C A T A L O G

FIG. & INDEX NO.	PART NO.	DESCRIPTION	UNITS PER ASSY	USABLE ON CODE		
					1	2
311	35-534009-1	UPHOLSTERY INSTL/WITH SMALL BAGGAGE DOOR/	NP	1		
	35-534009-3	UPHOLSTERY INSTL/WITH LARGE BAGGAGE DOOR/	NP	2		
- 1	96-530009-25	. PANEL ASSY,SCUFF/LH FORWARD/	1	1		
- 1A	96-530008-51	. PANEL ASSY,LOWER AFT LH SCUFF	1	1		
- 2	58-530147-1	. ESCUTCHEON,AIR VALVE.	1	1		
	36-530004-57	. CLIP.	4	1		
	58-530145-1	. COVER INSTL/LH/	NP	1		
- 3	58-530145-3	. COVER,WING BOLT ACCESS.	1	1		
	NAS384-8-8P	. /ATTACHING PARTS/ . SCREW	2			
- 4	35-534009-9	. PANEL,LH UPPER.	1	1		
- 5	36-530088-1	. ESCUTCHEON,OAT INDICATOR.	1	1		
	58-530146-1	. POCKET INSTL.	NP	1		
	58-530146-3	. POCKET ASSY	1	1		
	NAS387-832-12P	. /ATTACHING PARTS/ . SCREW	2			
	NAS390-8	. WASHER.	2			
	22K2-82	. NUT	2			
- 6	58-530146-5	. POCKET.	1	1		
	58-530146-7	. STRIP	1	1		
	58-530146-9	. FRAME	1	1		
- 7	35-534458-65	. PANEL ASSY,TRIM/LH FORWARD/	1	1		
- 8	35-534458-13	. PAN,TRIM.	1	1		
- 9	3A17680	. ASH TRAY.	4	1		
	NAS384-6-10P	. /ATTACHING PARTS/ . SCREW	2			
- 10	36-530092-1	. ESCUTCHEON INSTL,PILOT AND COPILOT ARMREST.	NP	1		
- 11	58-530115-1	. RECESS ASSY,PILOT AND COPILOT ARMREST	2	1		
- 12	36-530091-1	. PAD ASSY,PILOT AND COPILOT ARMREST.	2	1		
- 13	35-534461-1	. ARM REST ASSY,3RD AND 4TH SEAT.	2	1		
	35-534462-1	. PAD ASSY,3RD AND 4TH SEAT ARMREST	2	1		
	AN525-10R20	. /ATTACHING PARTS/ . SCREW	1			
	35-534459-1	. REINFORCEMENT INSTL,ARMREST	NP	1		
- 14	35-534459-3	. REINFORCEMENT ASSY.	2	1		
	35-534459-5	. REINFORCEMENT	2	1		
	NAS680A3	. /ATTACHING PARTS/ . NUTPLATE.	2			
- 15	58-530124-1	. ESCUTCHEON,WINDOW LATCH/OPENABLE WINDOW/.	4	3		
- 16	58-530124-3	. ESCUTCHEON,WINDOW LATCH/AFT LH & RH/.	2	2		
	58-530124-6	. ESCUTCHEON,WINDOW LATCH/FWD LH/	1	2		
	58-530124-5	. ESCUTCHEON,WINDOW LATCH/FWD RH/	1	2		
- 17	35-534009-21	. TRIM,LOWER LH	1	1		
- 18	35-534458-15	. PAN,TRIM.	1	1		
- 19	35-534458-73	. PANEL ASSY,TRIM	1	1		
	NAS384-6-8P	. /ATTACHING PARTS/ . SCREW	6			
	36-530004-55	. PLATE,LH.	4	1		

BEECHCRAFT
BONANZA V35B
ILLUSTRATED PARTS CATALOG

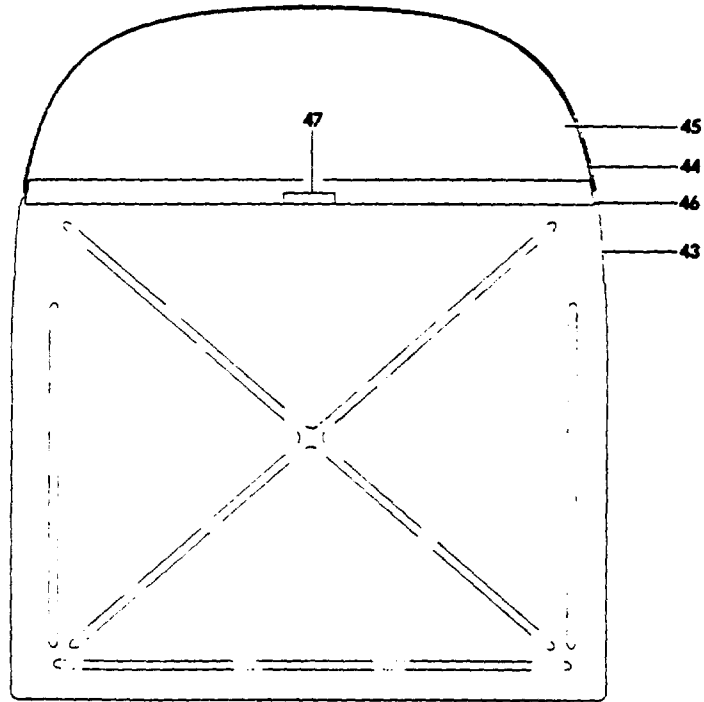


35-311-7

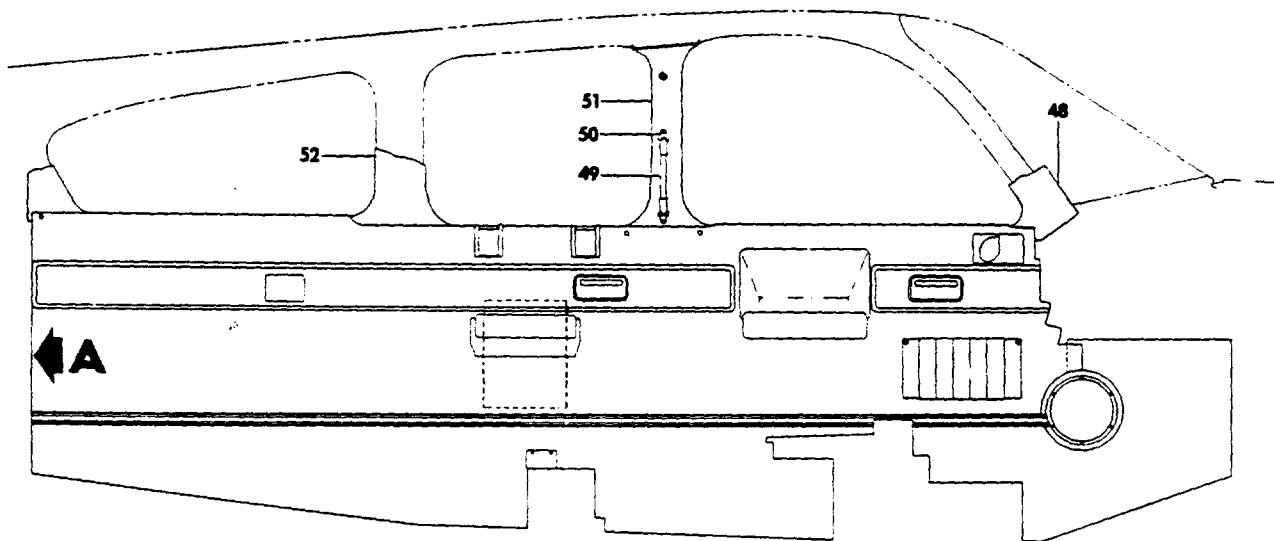
B E E C H C R A F T
B O N A N Z A V 3 5 B
I L L U S T R A T E D P A R T S C A T A L O G

FIG. & INDEX NO.	PART NO.	DESCRIPTION	1 2 3 4 5 6 7							UNITS PER ASSY	USABLE DN CODE
			1	2	3	4	5	6	7		
311 - 20	33-530009-3	. PANEL ASSY,RH FWD SCUFF								1	1
- 21	58-530147-3	. ESCUTCHEON,AIR VALVE.								1	1
- 22	96-530008-21	. PANEL ASSY,RH AFT SCUFF								1	1
	96-530008-37	. PANEL ASSY,RH AFT SCUFF								1	2
- 23	96-530008-5	. PANEL ASSY,RH FWD UPPER								1	1
	NAS384-6-8P	. SCREW,UPHOLSTERY ATTACH								23	1
	NAS39186P	. WASHER,UPHOLSTERY ATTACH.								23	1
- 24	58-530003-3	. PANEL ASSY,CABIN DOOR								1	1
- 25	58-530132-13	. PAN,TRIM.								1	1
- 26	58-530132-65	. PANEL ASSY,TRIM								1	1
- 27	58-530132-15	. PAN,TRIM.								1	1
- 28	58-530132-73	. PANEL ASSY,TRIM								1	1
	58-530133-1	. PROVISIONS INSTL.								NP	1
- 29	58-530133-5	. . PROVISIONS ASSY								1	1
	58-530133-3	. . ZEE,ARMREST SUPPORT								1	1
	58-530133-7	. . BRACKET,HANDLE SUPPORT.								1	1
- 30	58-530134-1	. HANDLE,ASSIST/CABIN DOOR/ /ATTACHING PARTS/								1	1
	NAS387-1032-16P	. SCREW								2	
	36-530001-85	. WINDLACE,CABIN DOOR								1	1
	50-534033-179	. STRIP,COVER								1	1
- 31	35-534458-1	. PAN,TRIM.								1	1
	NAS384-6-8P	. SCREW								5	
- 32	35-534458-17	. PANEL ASSY,TRIM								1	1
	58-530145-2	. COVER INSTL/RH/								NP	1
- 33	58-530145-3	. . COVER,WING BOLT ACCESS.								1	1
	NAS384-8-8P	. . SCREW								2	
- 34	36-530004-55	. PLATE								4	1
	96-530008-9	. PANEL ASSY,SMALL BAGGAGE DOOR								1	1
	96-530008-29	. PANEL ASSY,LARGE BAGGAGE DOOR								1	2
- 35	96-530008-57	. TRIM,SMALL BAGGAGE DOOR								1	1
	96-530008-61	. TRIM,LARGE BAGGAGE DOOR								1	2
- 36	96-530008-25	. PANEL ASSY,SMALL BAGGAGE DOOR								1	1
	96-530008-33	. PANEL ASSY,LARGE BAGGAGE DOOR								1	2
- 37	35-534458-3	. PAN,TRIM/SMALL BAGGAGE DOOR/.								1	1
	35-534458-7	. PAN,TRIM/LARGE BAGGAGE DOOR/.								1	2
	NAS384-6-8P	. SCREW								5	
- 38	35-534458-25	. PANEL ASSY,TRIM/SMALL BAGGAGE DOOR/								1	1
	35-534458-41	. PANEL ASSY,TRIM/LARGE BAGGAGE DOOR/								1	2
	58-530134-1	. HANDLE,ASSIST/LARGE BAGGAGE DOOR/								1	2
	NAS387-1032-16P	. SCREW								2	
	96-530007-99	. WINDLACE,SMALL BAGGAGE DOOR								1	1
	96-530007-191	. WINDLACE,LARGE BAGGAGE DOOR								1	2
- 39	96-530008-13	. PANEL ASSY,AFT/SMALL BAGGAGE DOOR/.								1	1
	96-530008-63	. PANEL ASSY,AFT/LARGE BAGGAGE DOOR/.								1	2
- 40	96-530008-59	. TRIM,AFT/SMALL BAGGAGE DOOR/.								1	1
- 41	35-534458-5	. PAN,AFT TRIM/SMALL BAGGAGE DOOR/.								1	1
	NAS384-6-8P	. SCREW								4	
- 42	35-534458-33	. PANEL ASSY,AFT TRIM/SMALL BAGGAGE DOOR/								1	1

BEECHCRAFT
BONANZA V35B
ILLUSTRATED PARTS CATALOG



VIEW A

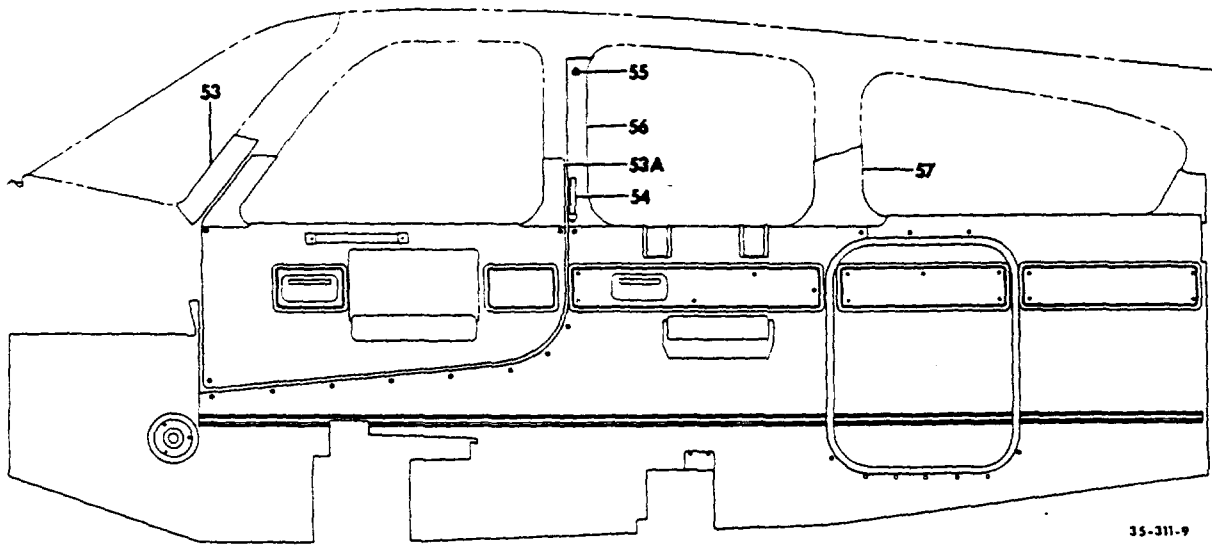


35-311-R

B E E C H C R A F T
B O N A N Z A V 3 5 0
I L L U S T R A T E D P A R T S C A T A L O G

FIG. & INDEX NO.	PART NO.	DESCRIPTION	UNITS PER ASSY	USABLE ON CODE
		1 2 3 4 5 6 7		
311	35-534463-3	. UPHOLSTERY INSTL,CLOSURE PANEL	NP	1
- 43	35-534463-5	. . . WEB ASSY,CLOSURE	1	1
	35-534463-9	. . . SEAL,LH & RH	2	1
	35-534463-11	. . . SEAL,LOWER	1	1
	35-534463-13	. . . SEAL,UPPER	1	1
	35-534463-15	. . . HOLDER ASSY,CERTIFICATE	1	1
- 44	118650-1	. . . HOLDER ASSY	1	1
	96-534011-15	. . . MAT SHELF INSTL	NP	1
- 45	96-534011-3	. . . MAT SHELF	1	1
		/ATTACHING PARTS/		
	NAS384-6-10P	. . . SCREW	6	
	NAS446-2-1	. . . NUT	6	
- 46	96-534011-7	. . . ANGLE,MAT SHELF SUPPORT	1	1
- 47	35-534402	. . . DECAL	1	1
	58-530086-1	. . . MOLDING INSTL,CANOPY POST/LH FWD/	NP	1
- 48	58-530086-3	. . . MOLDING,LH FWD	1	1
		/ATTACHING PARTS/		
	NAS387-632-12P	. . . SCREW	3	
	NAS1329A06-75	. . . RIVNUT	3	
	58-530087-1	. . . MOLDING INSTL,CANOPY POST/LH CENTER/.	NP	1
	58-530087-3	. . . MOLDING ASSY	1	1
- 49	34CB759	. . . HANDLE	1	1
- 50	4601476	. . . HOOK	1	1
		/ATTACHING PARTS/		
	NAS387-1032-16P	. . . SCREW	3	
	NAS1329A3-80	. . . RIVNUT	3	
- 51	58-530087-5	. . . MOLDING,LH CENTER CANOPY POST	1	1
	35-534456-1	. . . MOLDING INSTL,AFT LH WINDOW	NP	1
	35-534456-3	. . . MOLDING ASSY	1	1
		/ATTACHING PARTS/		
	NAS387-1032-16P	. . . SCREW	2	
	NAS1329A3-80	. . . RIVNUT	2	
	NAS384-6-10P	. . . SCREW	4	
- 52	35-534456-5	. . . MOLDING,AFT LH WINDOW	1	1

BEECHCRAFT
BONANZA V35B
ILLUSTRATED PARTS CATALOG



35-311-9

B E E C H C R A F T
B O M A N Z A V 3 5 8
I L L U S T R A T E D P A R T S C A T A L O G

FIG. & INDEX NO.	PART NO.	DESCRIPTION	1 2 3 4 5 6 7							UNITS PER ASSY	USABLE ON CODE		
			1	2	3	4	5	6	7				
311	- 53	58-530085-1	NP	1	
		58-530085-3	1	1
		NAS387-632-12P	3	
		NAS1329A06-75	3	
		58-530083-1	NP	1
		58-530083-3	1	1
		NAS384-6-10P	8	
		- 53A	58-530083-5	1	1
			56-530088-1	NP	1
			58-530088-3	1	1
		- 54	58-530134-11	1	1
		- 55	7756415	1	1
			NAS387-1032-16P	3	
			NAS1329A3-80	3	
		- 56	58-530088-5	1	1
			35-534456-2	NP	1
			35-534456-4	1	1
			NAS387-1032-16P	2	
		NAS1329A3-80	2		
		NAS384-6-10P	4		
	- 57	35-534456-6	1	1	
		33-534069-3	NP	1	
		35-534399	NP	1	
		36-530064-1	NP	1	

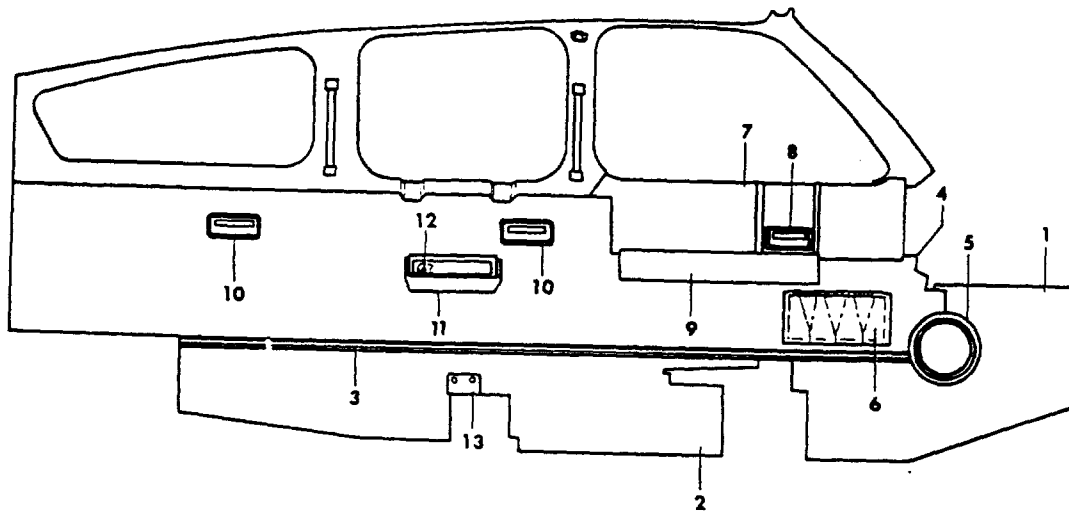
C O D E S O F E F F E C T I V I T Y

1 D-9069 THRU D-9537 2 D-9287 THRU D-9537
3 D-9069 THRU D-9286

BEECHCRAFT
BONANZA V35B
ILLUSTRATED PARTS CATALOG

FIGURE 311A
UPHOLSTERY
D-9538 THRU D-10352, EXCEPT D-10348

BEECHCRAFT
BONANZA V35B
ILLUSTRATED PARTS CATALOG

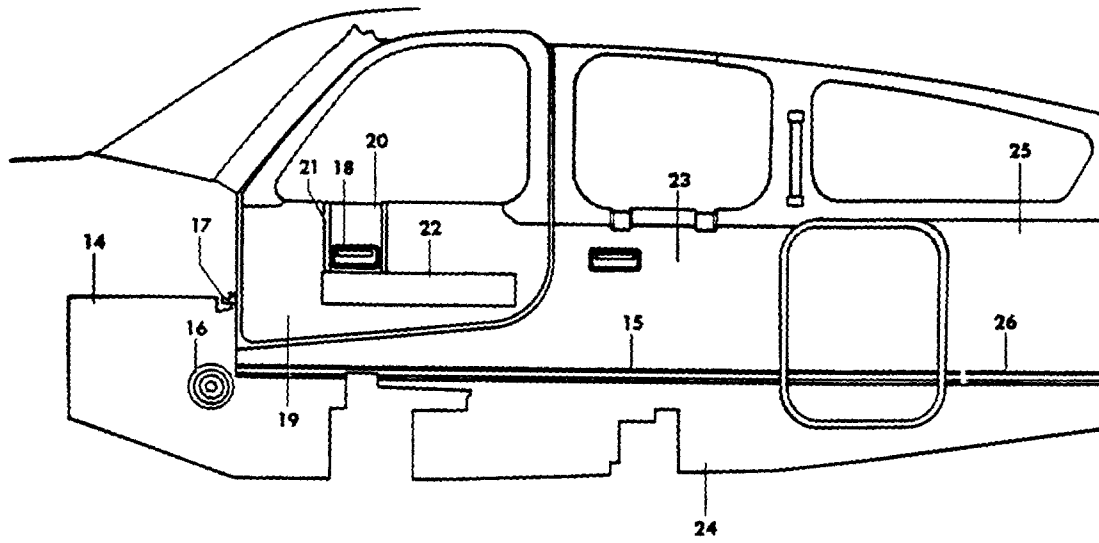


35-311A-16

B E E C H C R A F T
B O N A N Z A V 3 5 8
I L L U S T R A T E D P A R T S C A T A L O G

FIG. & INDEX NO.	PART NO.	DESCRIPTION							UNITS PER ASSY	USABLE ON CODE
		1	2	3	4	5	6	7		
311A	96-530017-81	UPHOLSTERY INSTL/WITH SMALL BAGGAGE DOOR/	NP	1
	96-530017-83	UPHOLSTERY INSTL/WITH LARGE BAGGAGE DOOR/	NP	1
	96-530017-163	. ANGLE	1	10
- 1	33-580009-25	. PANEL ASSY,LOWER FWD LH SCUFF	1	1
- 2	96-530008-51	. PANEL ASSY,LOWER AFT LH SCUFF	1	1
- 3	35-534009-21	. TRIM,LH	1	1
	36-530004-57	. CLIP	2	1
- 4	96-530017-85	. PANEL ASSY,UPPER FWD LH	1	1
- 5	58-530147-1	. ESCUTCHEON,AIR VALVE/LH/	1	1
	102-530113-1	. POCKET INSTL,LH	NP	1
- 6	102-530113-3	. POCKET ASSY	1	1
		/ATTACHING PARTS/								
	NAS384-6-12P	. SCREW	2	
	NAS390-8	. WASHER	2	
	NAS446-2	. NUT	2	
	58-530161-3	. PANEL INSTL,UPPER FWD LH.	NP	1
- 7	58-530161-11	. PANEL ASSY,FWD LH	1	1
- 8	3A17680	. ASH TRAY ASSY	1	1
		/ATTACHING PARTS/								
	NAS385-8-10P	. SCREW	2	
	58-530179-3	. ARMREST INSTL,FWD LH.	NP	1
	58-530179-5	. BRACKET	1	1
	58-530179-15	. BRACKET	1	1
	58-530179-13	. PLATE	1	1
- 9	58-530180-1	. ARMREST ASSY,FWD LH	1	1
	58-530214	. TRIM ASSY,FWD LH.	1	1
	58-530161-43	. CLIP	3	1
- 10	3A17680	. ASH TRAY,LH & RH/3RD & 4TH SEATS/	2	1
	AN530-8-12	. SCREW	2	
- 11	96-534133-1	. ARMREST ASSY,LH/3RD SEAT/	1	1
	96-534133-2	. ARMREST ASSY,RH/4TH SEAT/	1	1
		/ATTACHING PARTS/								
- 12	AN525-10R28	. SCREW	2	
	AN525-10R8	. SCREW,CENTER.	1	
	AN970-3	. WASHER	3	
	58-530214-5	. TRIM ASSY,LH & RH ARMREST	1	1
	58-530145-1	. COVER INSTL,LH WING BOLT ACCESS/AFT/	NP	1
	58-530145-2	. COVER INSTL,RH WING BOLT ACCESS/AFT/	NP	1
- 13	58-530145-3	. COVER,WING BOLT ACCESS/LH & RH/	2	1
		/ATTACHING PARTS/								
	NAS384-8-8P	. SCREW	2	

BEECHCRAFT
BONANZA V358
ILLUSTRATED PARTS CATALOG

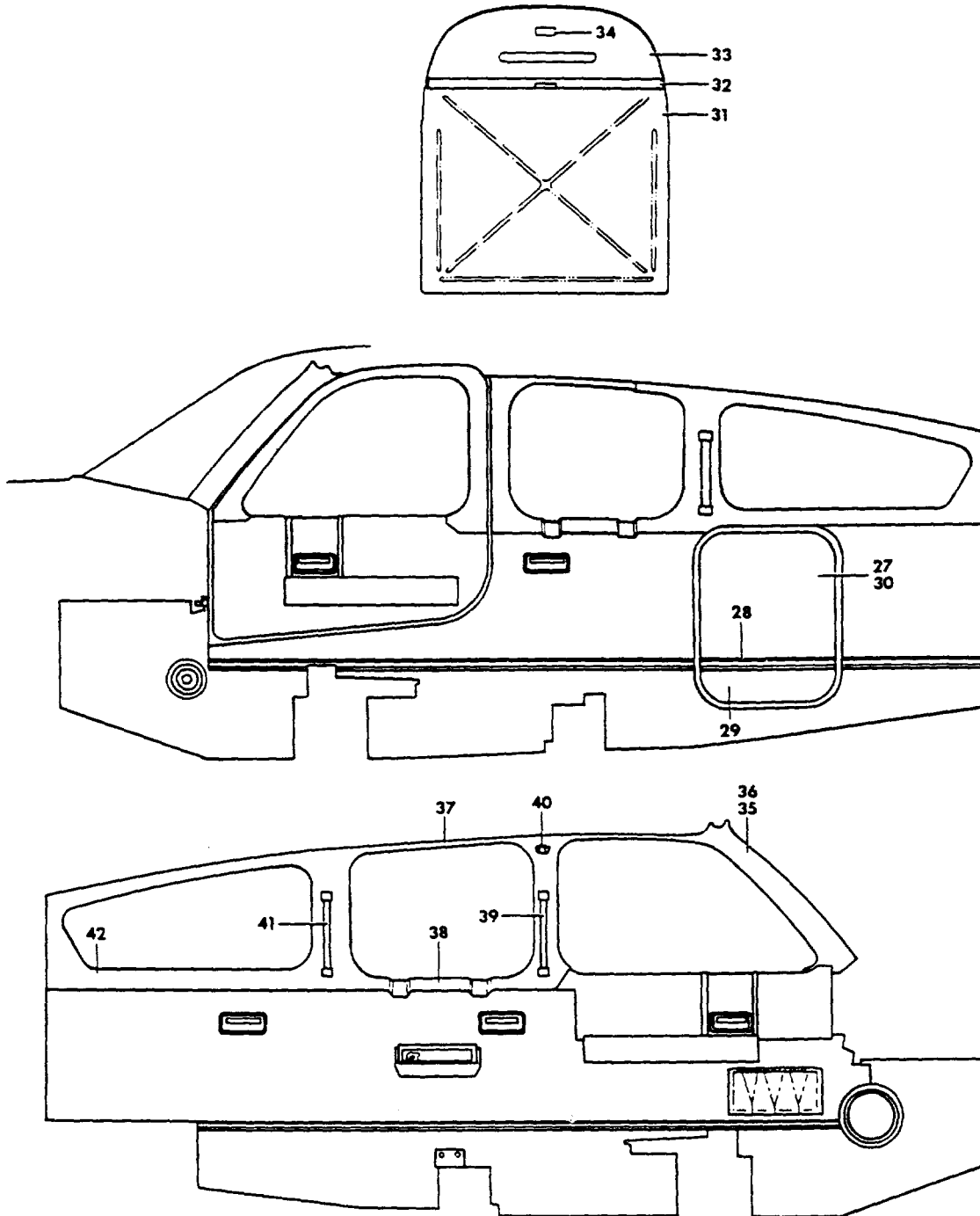


35-311A-17

B E E C H C R A F T
B O N A N Z A V 3 5 B
I L L U S T R A T E D P A R T S C A T A L O G

FIG. & INDEX NO.	PART NO.	DESCRIPTION	1 2 3 4 5 6 7							UNITS PER ASSY	USABLE ON CODE
			1	2	3	4	5	6	7		
311A - 14	35-530009-3	• PANEL ASSY, LOWER FWD RH SCUFF								1	1
- 15	96-530008-55	• TRIM, RH								1	1
- 16	58-530147-3	• ESCUTCHEON, AIR VALVE/RH/								1	1
	36-530001-85	• WINDLACE/CABIN DOOR/								1	1
	35-534466-1	• PAD INSTL, INSTRUMENT PANEL/RH LOWER/								NP	1
- 17	35-534466-3	• . . PAD ASSY								1	1
		• . . ATTACHING PARTS/									
	MS24693-251	• . . SCREW								3	
	58-530163-1	• PANEL INSTL, ELBOW RECESS/CABIN DOOR/								NP	4
	58-530223-1	• PANEL INSTL, ELBOW RECESS/CABIN DOOR/								NP	5
- 18	3A17680	• . . ASH TRAY								1	1
		• . . ATTACHING PARTS/									
	NAS384-6-10P	• . . SCREW								2	
	58-530163-3	• . . PANEL ASSY								1	4
	58-530223-5	• . . PANEL ASSY								1	5
	NAS385-8-8P	• . . SCREW								2	
	NAS390-8	• . . WASHER								2	
		• . . ATTACHING PARTS/									
	58-530161-43	• . . CLIP								3	
- 19	58-530164-1	• . . PANEL, CABIN DOOR								1	4
	58-530221-1	• . . PANEL, CABIN DOOR ELBOW RECESS								1	5
- 20	58-530161-29	• . . TRIM PANEL								1	1
- 21	58-530055-1	• . . TRIM								2	1
	58-530161-39	• . . REINFORCEMENT								2	1
	58-530179-1	• . . ARMREST INSTL, CABIN DOOR								NP	1
	58-530179-7	• . . BRACKET ASSY								1	1
	58-530179-9	• . . BRACKET								1	1
	58-530179-11	• . . BRACKET								1	1
	58-530179-13	• . . PLATE								1	1
- 22	58-530180-3	• . . ARMREST ASSY								1	1
		• . . ATTACHING PARTS/									
	NAS384-8-16P	• . . SCREW								2	
	NAS384-8-20P	• . . SCREW								2	
	NAS391-8P	• . . WASHER								2	
- 23	96-530017-119	• . . PANEL ASSY, FWD RH								1	3
	96-530017-49	• . . PANEL ASSY, FWD RH								1	2
- 24	96-530008-21	• . . PANEL ASSY, LOWER RH AFT SCUFF/SMALL/								1	1
	96-530008-37	• . . PANEL ASSY, LOWER RH AFT SCUFF/LARGE/								1	1
- 25	96-530017-29	• . . PANEL ASSY, UPPER RH AFT/SMALL/								1	1
	96-530017-73	• . . PANEL ASSY, UPPER RH AFT/LARGE/								1	1
- 26	96-530008-54	• . . TRIM, RH AFT/SMALL/								1	1

BEECHCRAFT
BONANZA V35B
ILLUSTRATED PARTS CATALOG



35-311A-18

B E E C H C R A F T
B O N A N Z A V 3 5 B
I L L U S T R A T E D P A R T S C A T A L O G

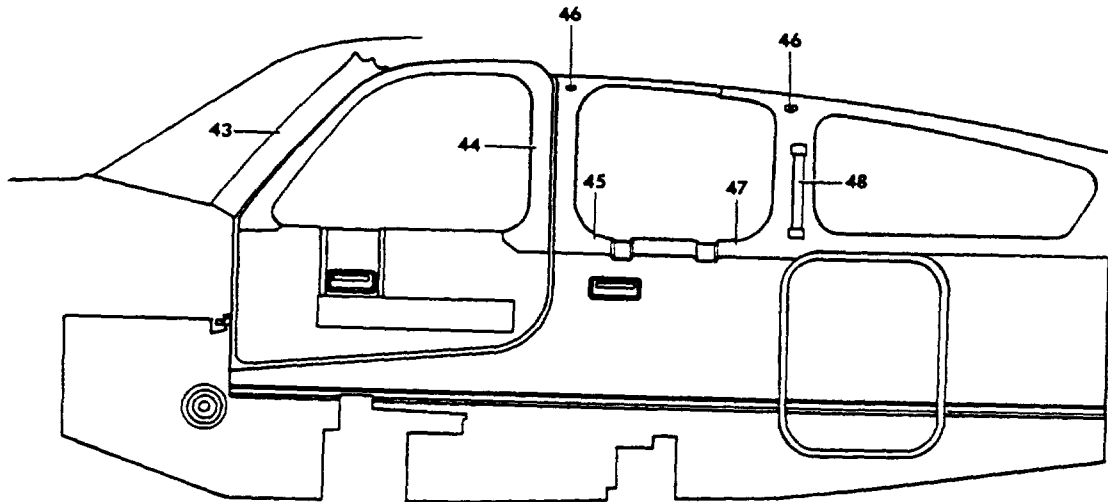
FIG. & INDEX NO.	PART NO.	DESCRIPTION	UNITS PER ASSY							USABLE ON CODE
			1	2	3	4	5	6	7	
311A - 27	96-530017-39	. PANEL ASSY,UPPER RH CARGO DOOR/SMALL/							1	1
	96-530017-59	. PANEL ASSY,UPPER RH CARGO DOOR/LARGE/							1	1
	96-534146-3	. REINFORCEMENT							4	
- 28	96-530008-57	. TRIM/SMALL/							1	1
	96-530008-61	. TRIM/LARGE/							1	1
- 29	96-530008-25	. PANEL ASSY,LOWER RH CARGO DOOR SCUFF/SMALL/							1	1
	50-534033-179	. STRIP							1	1
	96-530008-33	. PANEL ASSY,LOWER RH CARGO DOOR SCUFF/LARGE/							1	1
- 30	96-530008-67	. PANEL ASSY,UPPER RH CARGO DOOR/SMALL/							1	1
	96-530008-69	. PANEL ASSY,UPPER RH CARGO DOOR/LARGE/							1	1
	96-530007-99	. WINDLACE/SMALL/							1	1
	96-530007-191	. WINDLACE/LARGE/							1	1
	35-534463-3	. UPHOLSTERY INSTL,CLOSURE PANEL							NP	1
	35-534463-17	. . . CLOSURE WEB ASSY.							1	1
- 31	35-534463-19	. . . WEB							1	1
	35-534463-9	. . . SEAL,LH & RH							2	1
	35-534463-11	. . . SEAL,BOTTOM							1	1
	35-534463-13	. . . SEAL,TOP							1	1
- 32	35-534463-15	. . . HOLDER ASSY							1	1
		/ATTACHING PARTS/								
	AN227-8B	. . . STUD.							6	
	NAS384-6-10P	. . . SCREW							6	
	NAS446-2-1	. . . NUT							6	

	36-530108-1	. . . HAT SHELF INSTL							NP	1
- 33	35-554035-5	. . . HAT SHELF ASSY.							1	1
		/ATTACHING PARTS/								
	NAS384-6-8P	. . . SCREW							9	

- 34	35-534402	. . . DECAL							1	1
	58-530166-1	. . . MOLDING INSTL,LH FWD WINDOW							NP	1
	58-530166-3	. . . MOLDING ASSY,LH FWD							1	7
- 35	58-530166-5	. . . MOLDING,LH FWD.							1	7
	58-530166-27	. . . MOLDING ASSY,LH FWD							1	6
- 36	58-530166-29	. . . MOLDING,LH FWD.							1	6
- 37	58-530166-13	. . . MOLDING,LH OPENABLE WINDOW/UPPER/							1	1
	58-530166-23	. . . MOLDING ASSY,LH OPENABLE WINDOW/LOWER/.							1	1
- 38	58-530166-15	. . . MOLDING,LH LOWER.							1	1
- 39	58-530134-11	. . . HANDLE ASSY,ASSIST.							1	7
- 40	58-530195-1	. . . HOOK ASSY,COAT.							1	1
	96-534131-1	. . . MOLDING INSTL,LH AFT.							NP	1
	96-534131-3	. . . MOLDING ASSY,LH AFT							1	1
		/ATTACHING PARTS/								
	OH82S8SM16DS25GY	. . . SCREW							3	
	OHS8SM24DS25GY	. . . SCREW							5	

- 41	96-534131-5	. . . MOLDING,LH AFT.							1	1
- 42	58-530134-11	. . . HANDLE,ASSIST							1	1
		/ATTACHING PARTS/								
	NAS387-1032-16P	. . . SCREW							2	
	NAS39088P	. . . WASHER.							2	

BEECHCRAFT
SQUAWK V358
ILLUSTRATED PARTS CATALOG



35-311A-19

B E E C H C R A F T
B O N A N Z A V 3 5 8
I L L U S T R A T E D P A R T S C A T A L O G

FIG. & ITEM NO.	PART NO.	DESCRIPTION	UNITS PER ASSY	USABLE ON CODE
		1 2 3 4 5 6 7		
311A	58-530171-1	. MOLDING INSTL,RH FWD WINDOW	NP	1
	58-530171-3	. . . MOULDING ASSY,RH FWD WINDOW	1	1
	OH828C16DS25GY	. . . SCREW	3	
- 43	58-530171-5	. . . MOLDING,RH FWD WINDOW	1	1
	58-530086-5	. . . PLATE	1	1
	58-530170-3	. MOLDING INSTL,CABIN DOOR.	NP	4
	58-530222-3	. MOLDING INSTL,CABIN DOOR.	NP	1
	58-530170-5	. . . MOLDING,CABIN DOOR.	1	4
- 44	58-530222-5	. . . MOLDING,CABIN DOOR.	1	5
	58-530202-3	. . . COVER INSTL,COURTESY LIGHT/CABIN DOOR/.	NP	4
	58-530202-7	. . . COVER,COURTESY LIGHT/CABIN DOOR/.	1	4
	58-530169-9	. MOLDING INSTL,RH OPENABLE WINDOW.	NP	1
	58-530169-15	. . MOLDING ASSY,RH OPENABLE WINDOW	1	7
	58-530169-25	. . MOLDING ASSY,RH OPENABLE WINDOW	1	6
		/ATTACHING PARTS/		
	OHS8SM16DS25GY	. . . SCREW	2	
	OHS8C16DS25GY	. . . SCREW	2	
		-----*		
	58-530169-11	. . . MOLDING,RH OPENABLE WINDOW.	1	7
- 45	58-530169-27	. . . MOLDING,RH OPENABLE WINDOW.	1	6
	58-530134-11	. . . HANDLE,ASSIST	1	7
		/ATTACHING PARTS/		
	NAS387-1032-16P	. . . SCREW	2	
	NAS39088P	. . . WASHER.	2	
		-----*		
- 46	DOAZ6229024K	. . . HOOK,COAT	2	1
	NAS384-8-20	. . . SCREW	2	
	96-534131-2	. MOLDING INSTL,RH AFT.	NP	1
	96-534131-4	. . MOLDING ASSY,RH AFT	1	1
		/ATTACHING PARTS/		
	OH82S8SM16DS25GY	. . . SCREW	3	
	OHS8SM24DS25GY	. . . SCREW	5	
		-----*		
- 47	96-534131-6	. . . MOLDING,RH AFT.	1	1
- 48	58-530134-11	. . . HANDLE,ASSIST	1	1
		/ATTACHING PARTS/		
	NAS387-1032-16P	. . . SCREW	2	
	NAS39088P	. . . WASHER.	2	
		-----*		
	36-530064-1	. GLARESHIELD INSTL/SEE FIGURE 324/	NP	1
	35-534399	. HANGER INSTL/SEE FIGURE 324/.	NP	1
	58-530207-3	. LIGHTER INSTL/SEE FIGURE 324/	NP	8
	35-534464-5	. FURNISHINGS INSTL/SEE FIGURE 312A/.	NP	1
	58-530207-9	. ESCUTCHEON INSTL/28 VOLT/SEE FIG 324.	NP	9
	35-364160-5	LIGHTER ASSY/28 VOLT/SEE FIG 354A	1	9

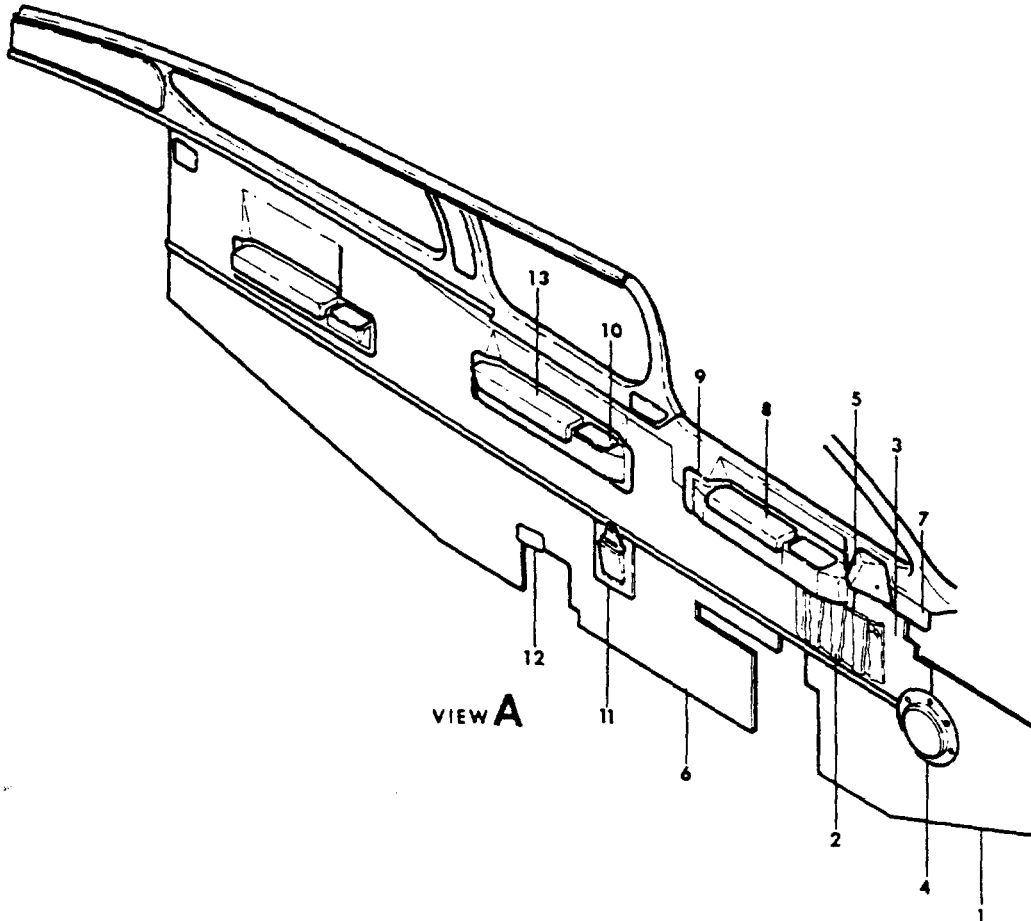
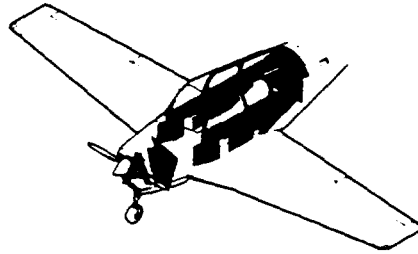
C O D E S O F E F F E C T I V I T Y

1	D-9538 THRU D-10352 EXCEPT D-10348	2	D-9538 THRU D-9640
3	D-9641 THRU D-10352 EXCEPT D-10348	4	D-9538 THRU D-9855 EXCEPT D-9819
5	D-9819, D-9856 THRU D-10352 EXCEPT D-10348	6	D-9862 THRU D-10352 EXCEPT D-10348
7	D-9538 THRU D-9861	8	D-9538 THRU D-10119 EXCEPT D-10097
9	D-10097, D-10120 THRU D-10352 EXCEPT D-10348	10	D-10058 AND AFTER

BEECHCRAFT
BONANZA V35B
ILLUSTRATED PARTS CATALOG

FIGURE 311B
CABIN UPHOLSTERY
D-10348, D-10353 AND AFTER

BEECHCRAFT
BONANZA V35B
ILLUSTRATED PARTS CATALOG



33-311A-39

B E E C H C R A F T
B O N A N Z A V 3 5 B
I L L U S T R A T E D P A R T S C A T A L O G

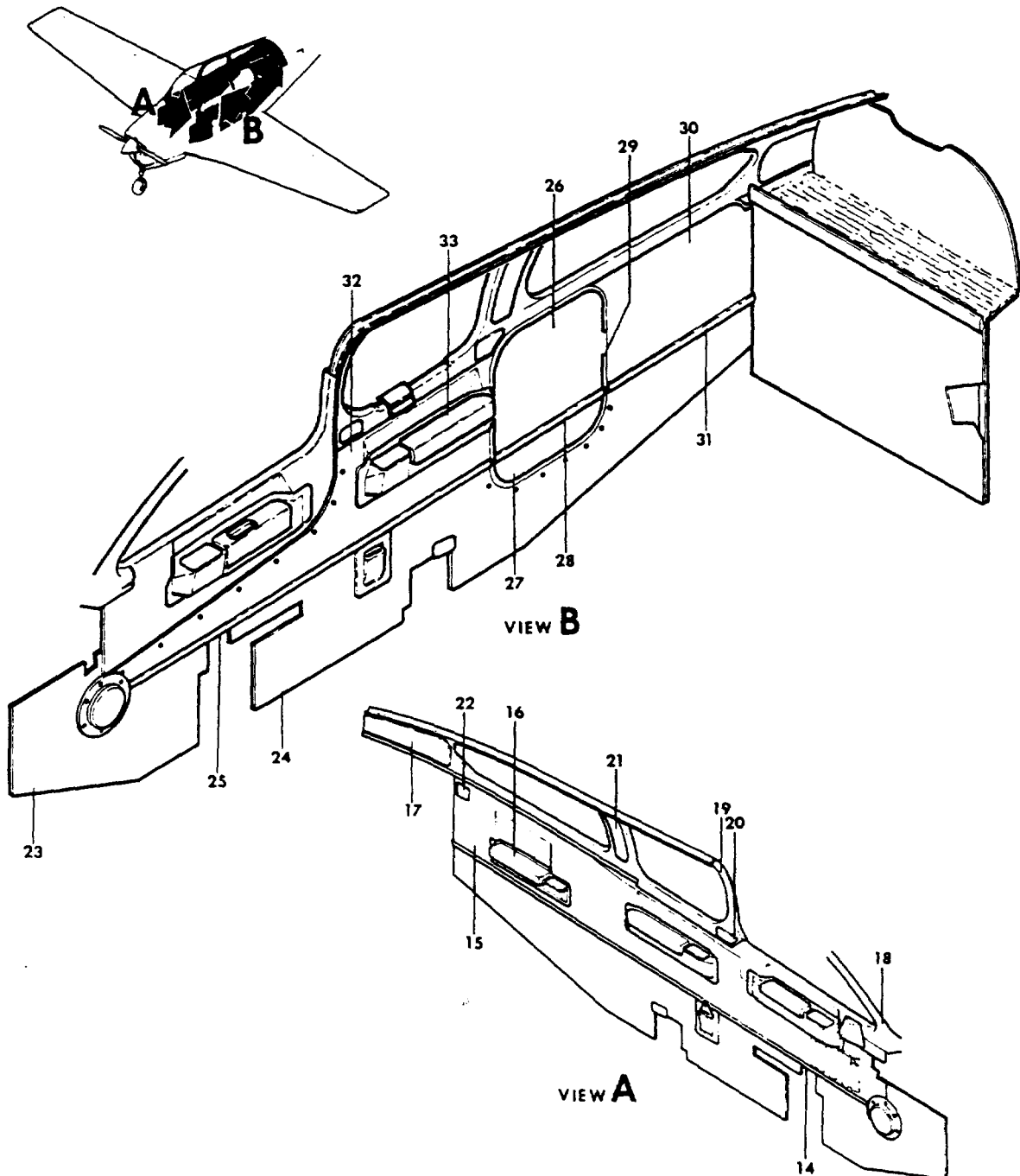
FIG. & INDEX NO.	PART NO.	1 2 3 4 5 6 7	DESCRIPTION	UNITS PER ASSY	USABLE ON CODE
311B	96-530019-37		UPHOLSTERY INSTL/SMALL BAGGAGE DOOR,4 SEATS/.	NP	1
	96-530019-39		UPHOLSTERY INSTL/SMALL BAGGAGE DOOR,5 SEATS/.	NP	1
	96-530019-41		UPHOLSTERY INSTL/LARGE BAGGAGE DOOR,4 SEATS/.	NP	1
	96-530019-43		UPHOLSTERY INSTL/LARGE BAGGAGE DOOR,5 SEATS/.	NP	1
- 1	33-530009-25		. PANEL ASSY,LH SCUFF	1	1
- 2	102-530113-3		. POCKET ASSY,LH.	1	1
			/ATTACHING PARTS/		
	NAS384-6-12P		. SCREW	2	
	NAS390-8		. SCREW	2	
	NAS446-2		. NUT	2	
	MS20426AD4		. RIVET	6	
	A1037-012-3		. NUT	6	
- 3	96-530019-149		. PANEL ASSY.	1	1
- 4	58-530147-1		. ESCUTCHEON.	1	1
	106-530090-3		. ESCUTCHEON ASSY	1	1
- 5	106-530090-1		. . ESCUTCHEON.	1	1
	106-530090-5		. . COVER	1	1
	106-530090-7		. . GIMP.	1	1
- 6	96-530017-145		. PANEL ASSY.	1	1
	106-530088-1		. PANEL INSTL	NP	1
- 7	106-530088-13		. . PANEL ASSY.	1	1
	106-530088-27		. . . PANEL ASSY.	1	1
	106-530078-1		. ARMREST INSTL	NP	1
- 8	106-530078-3		. . PAD ASSY,ARMREST.	1	1
	106-530078-19		. . BRACKET ASSY.	1	1
- 9	R 106-530079-5		. . ESCUTCHEON,ARMREST.	1	1
			/ATTACHING PARTS/		
	MS35206-263		. . SCREW	2	
	100951P063ZL		. . WASHER.	2	

	106-530080-4		. . SUPPORT	1	1
- 10	3130		. . ASH TRAY.	1	1
- 11	106-530030-3		. ESCUTCHEON,INERTIA REEL	2	1
			/ATTACHING PARTS/		
	NAS384-8-10P		. SCREW	2	
- 12	58-530145-3		. COVER,WING BOLT ACCESS.	2	1
			/ATTACHING PARTS/		
	NAS384-8-8P		. SCREW	2	

- 13	106-530082-1		. ARMREST INSTL	NP	1
	106-530082-13		. . PAD ASSY,ARMREST.	1	1
R	106-530083-17		. . ESCUTCHEON ASSY,ARMREST	1	1
			/ATTACHING PARTS/		
	MS35207-264		. . SCREW	2	
	100951P063ZL		. . WASHER.	2	

	3130		. . ASH TRAY.	1	1

BEECHCRAFT
BONANZA V35B
ILLUSTRATED PARTS CATALOG

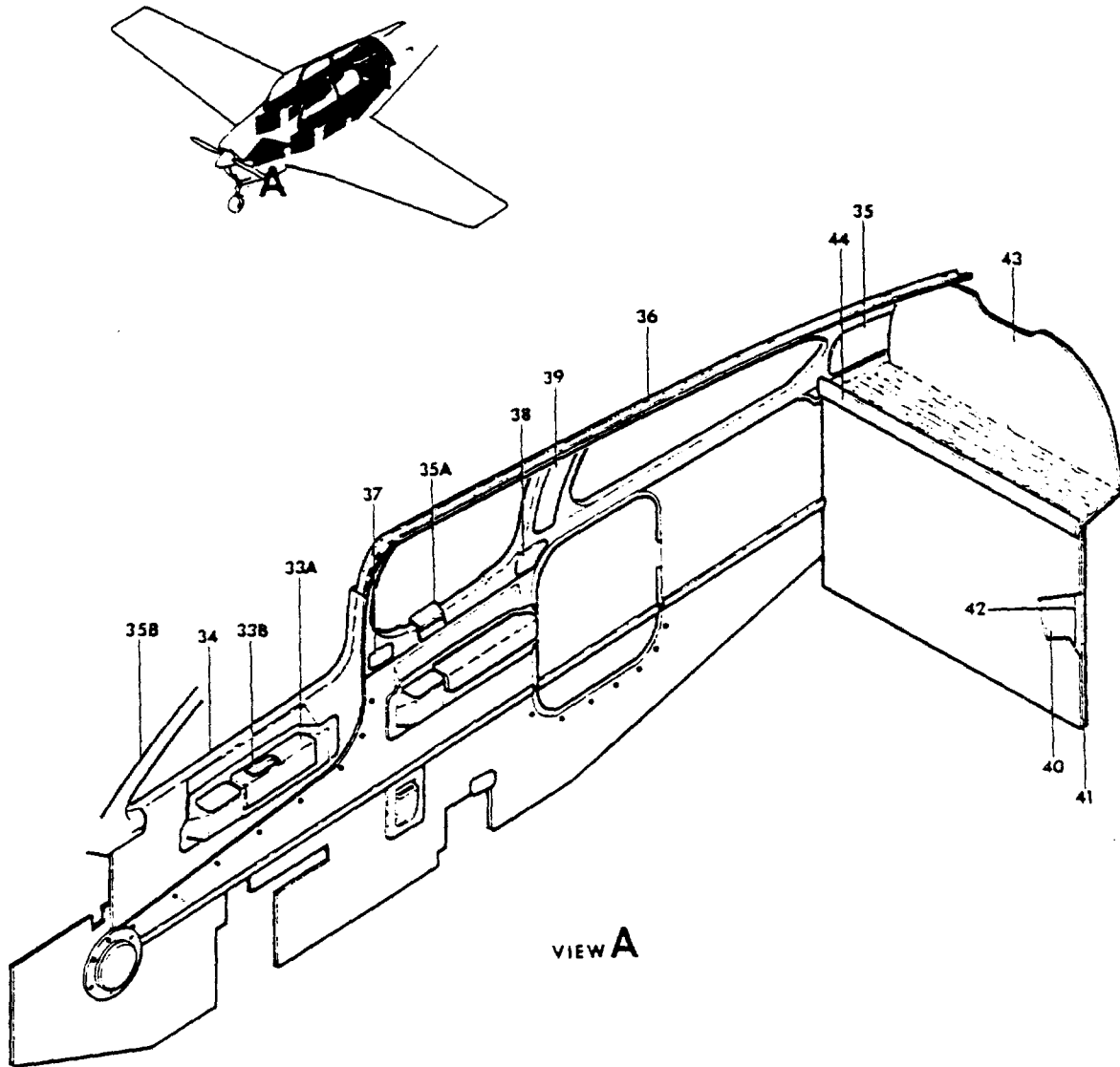


33-311A-40

B E E C H C R A F T
B O N A N Z A V 3 5 8
I L L U S T R A T E D P A R T S C A T A L O G

FIG. & INDEX NO.	PART NO.	DESCRIPTION	UNITS PER ASSY	USABLE ON CODE
3118 - 14	33-534009-21	. TRIM	1	1
- 15	96-530019-119	. PANEL ASSY.	1	1
	106-530084-1	. ARMREST INSTL	NP	1
- 16	106-530084-15	. . PAD ASSY, ARMREST.	1	1
	R 106-530085-7	. . ESCUTCHEON ASSY, ARMREST / ATTACHING PARTS/	1	1
	MS35207-264	. . SCREW	2	
	100951P0632L	. . WASHER.	2	
	R 65A2206	. . ASH TRAY.	1	1
- 17	106-530065-67	. INSERT ASSY/W/O REEL ESCUTCHEON/.	1	1
	106-530065-171	. INSERT ASSY/WITH REEL ESCUTCHEON/	1	1
- 18	106-530065-19	. MOLDING ASSY, WINDOW	1	1
		/ ATTACHING PARTS/		
	OHS8C160-S058G	. SCREW	2	
	OHS8SM160-S58G	. SCREW	3	
- 19	106-530065-31	. MOLDING ASSY.	1	1
- 20	106-530065-57	. . INSERT ASSY	1	1
- 21	106-530065-61	. . INSERT ASSY	1	1
- 22	106-530065-65	. . INSERT ASSY	1	1
- 23	33-530009-3	. PANEL ASSY, RH SCUFF	1	1
	58-530147-3	. ESCUTCHEON, AIR VAVLE.	1	1
- 24	96-530017-137	. PANEL ASSY/SMALL BAGGAGE DOOR/.	1	1
	96-530017-141	. PANEL ASSY/LARGE BAGGAGE DOOR/.	1	1
- 25	96-530008-55	. TRIM	1	1
- 26	96-530019-59	. PANEL ASSY, SMALL BAGGAGE DOOR/UPPER/.	1	1
	96-530019-83	. PANEL ASSY, LARGE BAGGAGE DOOR/UPPER/.	1	1
- 27	96-530008-25	. PANEL ASSY, SMALL BAGGAGE DOOR/LOWER/.	1	1
	96-530008-33	. PANEL ASSY, LARGE BAGGAGE DOOR/LOWER/.	1	1
- 28	96-530008-57	. TRIM, SMALL BAGGAGE DOOR	1	1
	96-530008-61	. TRIM, LARGE BAGGAGE DOOR	1	1
- 29	96-530007-99	. WINDLACE, SMALL BAGGAGE DOOR	1	1
	96-530007-191	. WINDLACE, LARGE BAGGAGE DOOR	1	1
- 30	96-530019-65	. PANEL ASSY/SMALL BAGGAGE DOOR/.	1	1
- 31	96-530008-59	. TRIM	1	1
- 32	96-530019-53	. PANEL ASSY.	1	1
	NAS3846-8P	. SCREW	9	1
	NAS39186P	. WASHER.	9	1
- 33	106-530082-2	. ARMREST INSTL	NP	1
	106-530082-14	. . PAD ASSY, ARMREST.	1	1
	R 106-530083-18	. . ESCUTCHEON, ARMREST. / ATTACHING PARTS/	1	1
	MS35207-264	. . SCREW	2	
	10095P0632L	. . WASHER.	2	
	3130	. . ASH TRAY.	1	1

BEECHCRAFT
BONANZA V35B
ILLUSTRATED PARTS CATALOG



33-311A-41

B E E C H C R A F T
B O N A N Z A V 3 5 B
I L L U S T R A T E D P A R T S C A T A L O G

FIG. & ITEM NO.	PART NO.	1 2 3 4 5 6 7	DESCRIPTION	UNITS PER ASSY	USABLE ON CODE
311B	106-530080-1	.	ARMREST INSTL	NP	1
- 33A	106-530078-4	.	PAD ASSY,ARMREST	1	1
	R 106-530079-21	.	ESCUTCHEON ASSY,ARMREST	1	1
			/ATTACHING PARTS/		
	MS35207-263	.	SCREW	2	
	100951P0632L	.	WASHER	2	
- 33B	106-530093-1	.	CUP	1	1
			/ATTACHING PARTS/		
	OHSML6DS25GY	.	SCREW	2	
	3130	.	ASH TRAY	1	1
			/ATTACHING PARTS/		
	R MS24693S71	.	SCREW	2	
	106-530086-1	.	PANEL INSTL,CABIN DOOR	NP	2
	106-530086-21	.	PANEL INSTL,CABIN DOOR/50TH ANNIV/	NP	3
- 34	106-530086-13	.	PANEL ASSY,CABIN DOOR	1	2
	106-530086-23	.	PANEL ASSY,CABIN DOOR/50TH ANNIV/	1	3
	106-530086-9	.	PANEL ASSY	1	1
	106-530087-1	.	ESCUTCHEON	1	1
	50-534033-179	.	STRIP,CABIN DOOR	1	1
- 35	106-530065-81	.	INSERT ASSY	1	1
- 35A	106-530050-1	.	COVER ASSY	1	1
- 35B R	58-530222-17	.	WINDOW MOLDING INSTL,CABIN DOOR	NP	1
			/WITH COURTESY LIGHT/		
	R 58-530222-17	.	WINDOW MOLDING INSTL,CABIN DOOR	NP	1
	R 58-530222-23	.	MOLDING ASSY,WINDOW/LESS LIGHT/	1	1
	58-530222-21	.	MOLDING ASSY,WINDOW/WITH LIGHT/	1	1
			/ATTACHING PARTS/		
	OHS8C160-S25GY	.	SCREW	AR	
	106-530065-32	.	MOLDING ASSY,WINDOW	1	1
- 36	106-530065-34	.	MOLDING,WINDOW	1	1
- 37	106-530065-71	.	INSERT ASSY	1	1
- 38	106-530065-73	.	INSERT ASSY	1	1
- 39	106-530065-75	.	INSERT ASSY	1	1
	58-530165-7	.	MOLDING,WINDSHIELD	1	1
	96-530019-155	.	WEB ASSY,CLOSURE	1	1
- 40	96-530019-157	.	WEB	1	1
- 41	35-534463-11	.	SEAL	2	1
- 42	35-534463-9	.	SEAL	2	1
- 43	106-530092-3	.	PANEL ASSY	1	1
- 44	33-534078-7	.	PAD ASSY,HAT SHELF	1	1
	96-440025-5	.	HAT SHELF	1	1

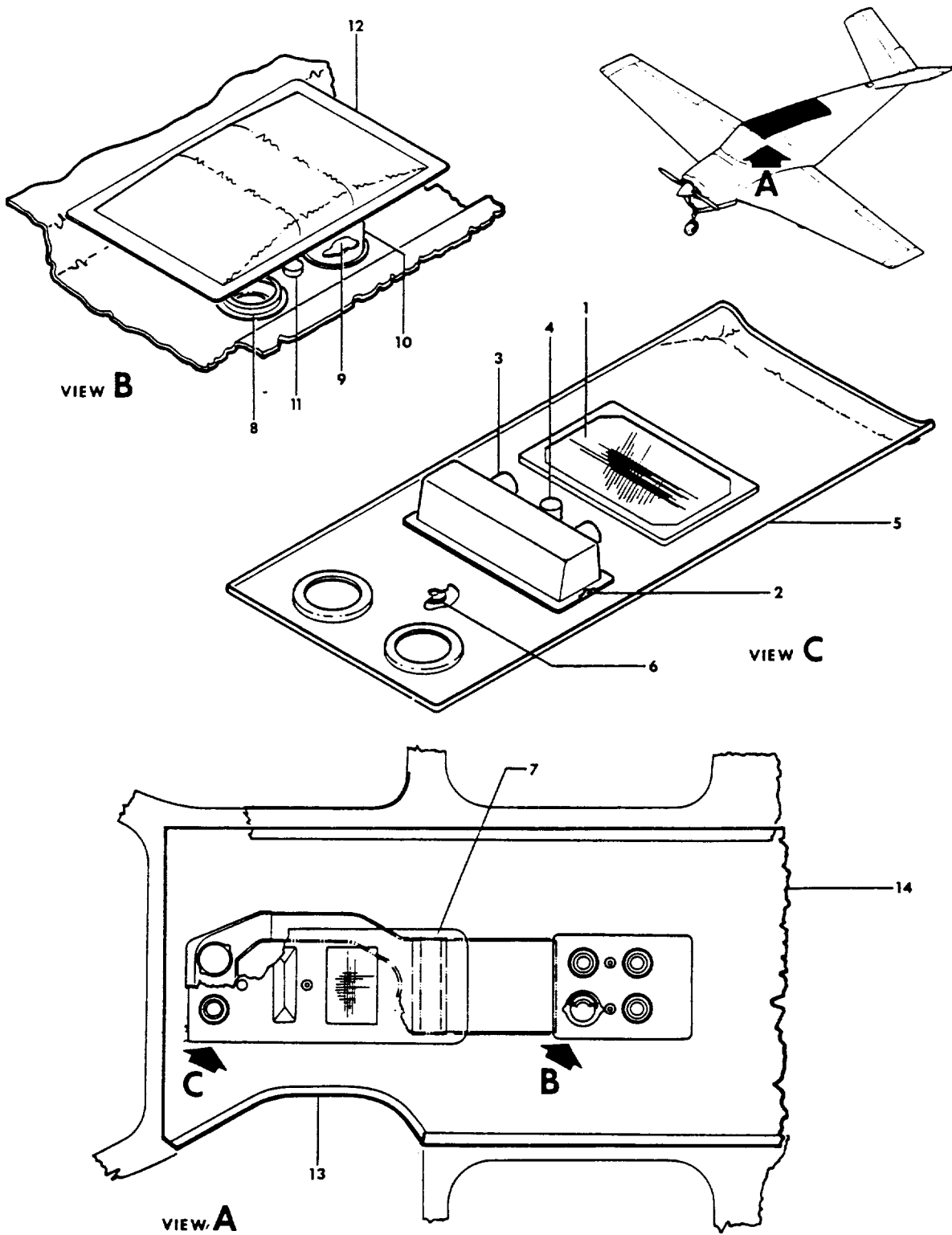
C O D E S O F E F F E C T I V I T Y

- | | |
|---------------------------------|------------------------------------|
| 1 D-10348,
D-10353 AND AFTER | 2 D-10348,
D-10353 THRU D-10382 |
| 3 D-10383 AND AFTER | |

BEECHCRAFT
BONANZA V35B
ILLUSTRATED PARTS CATALOG

FIGURE 311C
CABIN HEADLINER
D-10348, D-10353 AND AFTER

BEECHCRAFT
 BONANZA V35B
 ILLUSTRATED PARTS CATALOG



35-311-42

B E E C H C R A F T
B O N A N Z A V 3 5 8
I L L U S T R A T E D P A R T S C A T A L O G

FIG. & INDEX NO.	PART NO.	DESCRIPTION							UNITS PER ASSY	USABLE ON CODE	
		1	2	3	4	5	6	7			
311C	106-530055-7	HEADLINER INSTL/4 AIR OUTLETS/	NP	1	
	106-530055-9	HEADLINER INSTL/5 AIR OUTLETS/	NP	1	
	106-530041-1	• CONSOLE ASSY,OVERHEAD	NP	2	
			/USE 106-530041-3 FOR SPARES/								
		106-530041-3	• CONSOLE ASSY,OVERHEAD	1	3
			/ATTACHING PARTS/								
		OHS8SM16D-S05BG	• SCREW	4	
	- 1	106-530043-1	• GRILL,SPEAKER	1	1
			/ATTACHING PARTS/								
		A1037-012-67	• NUT	4	
		58-530106-7	• LIGHT ASSY.	1	2
	- 2	58-530106-5	• LENS.	1	2
		58-530106-9	• BOX,LIGHT	1	2
		58-530106-11	• LENS.	1	3
- 3	2506	• SOCKET,LAMP	2	1	
- 4	L18366-3	• SWITCH,LAMP	1	1	
		/ALTERNATE FOR J20125-03/									
	J20125-03	• SWITCH,LAMP	1	1	
		/ALTERNATE FOR L18366-3/									
- 5	106-530042-1	• ESCUTCHEON.	1	2	
- 6	106-530042-3	• ESCUTCHEON.	1	3	
- 6	58-530110-3	• KNOB,FRESH AIR CONTROL.	1	1	
	106-530032-1	• SUN VISOR ASSY/SEE FIG.324 FOR BREAKDOWN/	2	1	
		/ATTACHING PARTS/									
	AN509-8R18	• SCREW	3		
- 7	106-530110-1	• DUCT,SPLICE	1	1	
	106-530055-27	• PANEL ASSY,HEADLINER/4 AIR OUTLETS/	1	1	
	106-530055-29	• PANEL ASSY,HEADLINER/5 AIR OUTLETS/	1	1	
- 8	2515	• VALVE,AIR	AR	1	
- 9	2565-1	• LIGHT ASSY.	AR	1	
- 10	106-530072-1	• RETAINER ASSY,LIGHT	AR	1	
- 11	J20154	• SWITCH.	AR	1	
- 12	106-530066-1	• COVER	AR	1	
- 13	106-530075-3	• MOLDING ASSY.	1	1	
		/ATTACHING PARTS/									
	OHS8SM16D-S05BG	• SCREW	3		
- 14	106-530069-7	• PANEL ASSY,BONDED/4 AIR OUTLETS/	1	1	
	106-530069-9	• PANEL ASSY,BONDED/5 AIR OUTLETS/	1	1	
	106-530055-43	• COVERING,PANEL ASSY	1	1	
	A46FC	SPEAKER/ALTERNATE FOR T5712/	1	1	
	T5712	SPEAKER/ALTERNATE FOR A46FC/	1	1	

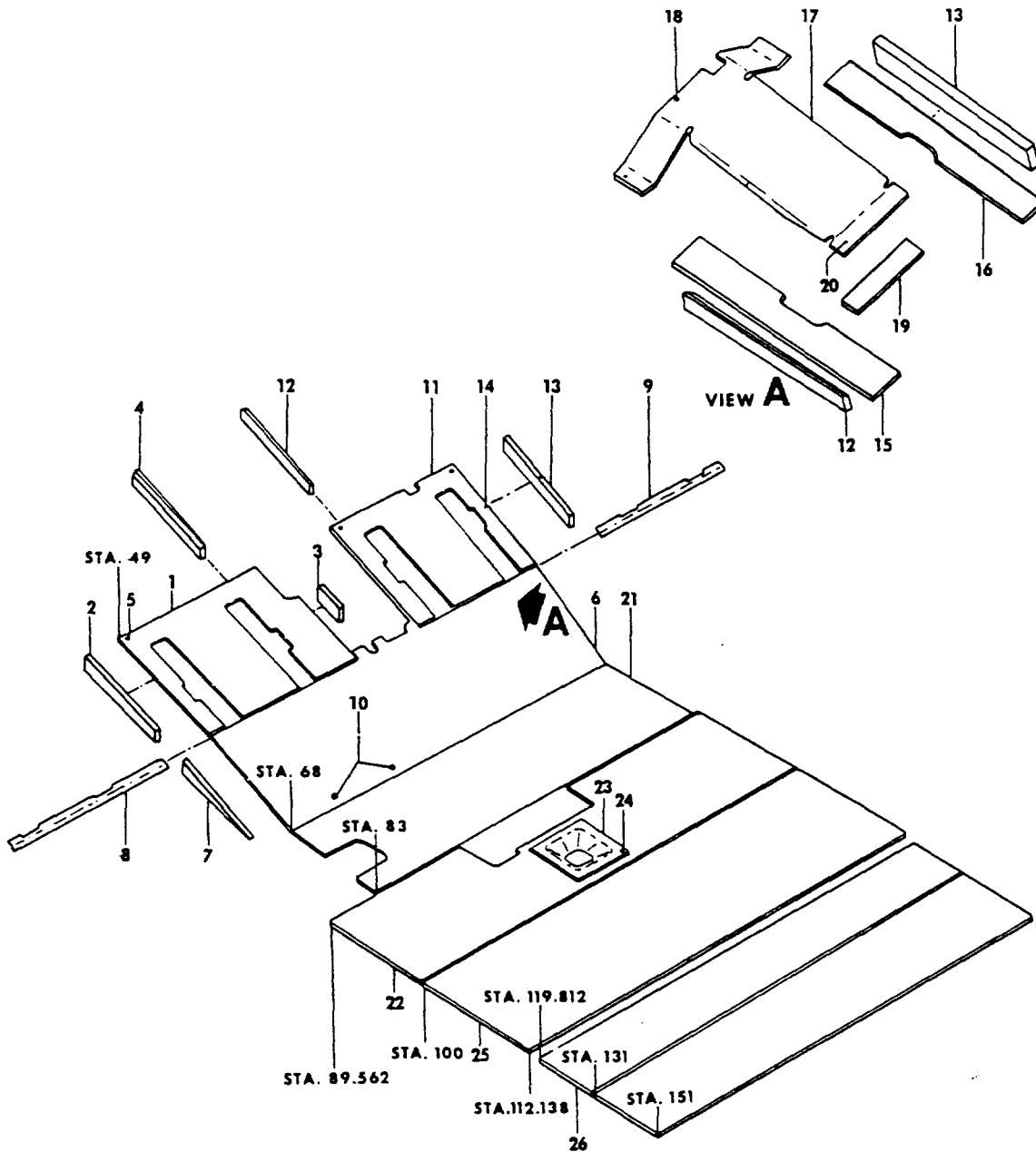
C O D E S O F E F F E C T I V I T Y

- | | |
|---------------------------------|------------------------------------|
| 1 D-10348,
D-10353 AND AFTER | 2 D-10348,
D-10353 THRU D-10356 |
| 3 D-10357 AND AFTER | |

BEECHCRAFT
BONANZA V35B
ILLUSTRATED PARTS CATALOG

FIGURE 312
CARPETS AND FLOORBOARDS
D-9069 THRU D-9537

BEECHCRAFT
 BONANZA V35B
 ILLUSTRATED PARTS CATALOG

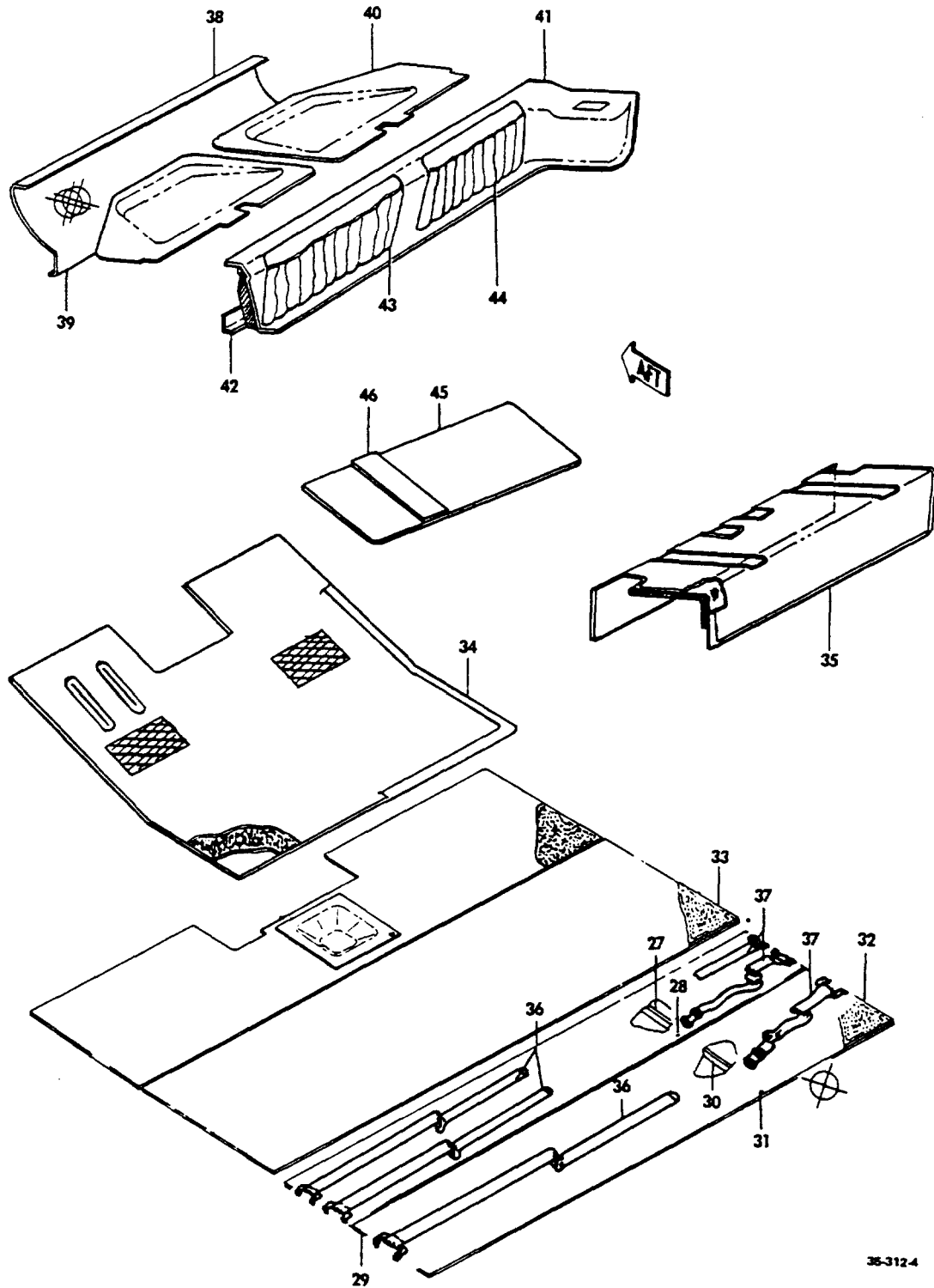


36-312-10

B E E C H C R A F T
B O N A N Z A V 3 5 8
I L L U S T R A T E D P A R T S C A T A L O G

FIG. & INDEX NO.	PART NO.	DESCRIPTION							UNITS PER ASSY	USABLE ON CODE
		1	2	3	4	5	6	7		
312	35-415417-1	FLOORBOARD INSTL,RAISED CABIN /STANDARD/	NP	5
	35-415417-37	FLOORBOARD INSTL,RAISED CABIN /OPTIONAL/	NP	5
	35-415417-5	FLOORBOARD ASSY,LH RUDDER PEDAL	1	5
- 1	35-415417-7	FLOORBOARD,LH RUDDER PEDAL	1	5
- 2	35-415417-17	BLOCK,LH FWD	1	5
- 3	35-415417-21	BLOCK,RH FWD	1	5
- 4	35-415417-31	BLOCK,CENTER	1	5
- 5	AN550-5R4	SCREW,STUD ATTACHING	4	5
	AN227-8B	STUD,CARPET ATTACHING	4	5
	NAS444-4	NUTPLATE	AR	5
	35-415417-13	FLOORBOARD ASSY	1	5
- 6	35-415417-15	FLOORBOARD	1	5
- 7	35-415417-19	BLOCK	4	5
- 8	35-415417-23	STRIP,LH FWD	1	5
- 9	35-415417-25	STRIP,RH FWD	1	5
- 10	AN550-5R4	SCREW,STUD ATTACHING	8	5
	AN227-8B	STUD,CARPET ATTACHING	8	5
	NAS444-4	NUTPLATE	AR	5
	35-415417-9	FLOORBOARD ASSY,RH RUDDER PEDAL /STANDARD/	1	5
- 11	35-415417-11	FLOORBOARD	1	5
- 12	35-415417-33	BLOCK,LH	1	5
- 13	35-415417-17	BLOCK,RH	1	5
- 14	AN550-5R4	SCREW,STUD ATTACHING	4	5
	AN227-8B	STUD,CARPET ATTACHING	4	5
	NAS444-4	NUTPLATE	3	5
	35-415417-39	FLOORBOARD ASSY,RH RUDDER PEDAL /OPTIONAL/	1	5
- 15	35-415417-41	FLOORBOARD,LH STRIP	1	5
- 16	35-415417-49	FLOORBOARD,RH STRIP	1	5
	AN550-5R4	SCREW,STUD ATTACHING	4	5
	AN227-8B	STUD,CARPET ATTACHING	4	5
	NAS444-4	NUTPLATE	6	5
- 17	35-415417-51	COVER,RISER /ATTACHING PARTS/	1	5
- 18	NAS384-6-16P	SCREW	8	
	NAS444-4	NUTPLATE	8	
- 19	35-415417-53	RISER,CENTER /ATTACHING PARTS/	1	5
- 20	NAS384-8	SCREW	6	
	NAS444-4	NUTPLATE	4	
	NAS391-8	WASHER	6	
- 21	35-415380-70	FLOORBOARD ASSY,MIDDLE /STA 68 TO 79.50/	1	5
	AN550-5R4	SCREW,STUD ATTACHING	4	5
	AN227-8B	STUD,CARPET ATTACHING	4	5
	35-415380-72	FLOORBOARD	1	5
- 22	35-415380-58	FLOORBOARD ASSY /STA 89.562 TO 100/	1	5
	AN550-5R4	SCREW,STUD ATTACHING	4	5
	AN227-8B	STUD,CARPET ATTACHING	4	5
	35-415380-10	FLOORBOARD	1	5
- 23	35-415380-22	PAN /ATTACHING PARTS/	1	3
- 24	NAS384-6-12P	SCREW	4	
- 25	35-415380-60	FLOORBOARD ASSY /STA 100 TO STA 112-10/	1	5
	AN550-5R4	SCREW,STUD ATTACHING	4	5
	AN227-8B	STUD,CARPET ATTACHING	4	5
	35-415380-12	FLOORBOARD	1	5
- 26	35-415380-64	FLOORBOARD ASSY /STA 119.812 TO 131/	1	5
	AN550-5R4	SCREW,STUD ATTACHING	4	5
	AN227-8B	STUD,CARPET ATTACHING	4	5
	35-415380-24	FLOORBOARD	1	5

BEECHCRAFT
BONANZA V35B
ILLUSTRATED PARTS CATALOG



35-3124

B E E C H C R A F T
B O N A N Z A V 3 5 B
I L L U S T R A T E D P A R T S C A T A L O G

FIG. & INDEX NO.	PART NO.	DESCRIPTION							UNITS PER ASSY	USABLE ON CODE
		1	2	3	4	5	6	7		
312 - 27	35-415380-28	4	5
- 28	AN515-6R20	24	
	AN960-6	24	
	105090-040-1G	24	
	MS20365-632	24	
- 29	35-415380-62	1	5
	AN550-5R4	4	5
	AN227-8B	4	5
	35-415380-14	1	5
- 30	35-415380-18	4	5
- 31	AN515-6R20	24	
	105090-040-1G	24	
	AN960-6	24	
	MS20365-632	24	
	33-530007-17	UPHOLSTERY & SOUNDPROOFING INSTL /STANDARD/ . .							NP	3
	33-530007-19	UPHOLSTERY & SOUNDPROOFING INSTL /OPTIONAL/ . .							NP	3
- 32	33-534069-3	UPHOLSTERY INSTL, FLOOR & FIREWALL							NP	4
	95-530002-53	1	3
	96-530007-219	1	4
	96-534125-7	1	4
- 33	33-534305-39	1	3
	96-530007-217	1	4
	96-534125-5	1	4
- 34	35-415380-22	1	4
	33-534420-95	1	5
	33-534069-7	1	4
	33-530003-59	1	3
- 35	95-530002-73	1	3
	95-534020	1	4
	96-534125-9	1	4
	96-530007-259	1	4
- 36	95-530002-93	3	5
- 37	95-530002-95	3	5
	1954	6	3
- 38	96-530002-83	1	5
- 39	NAS384-6-8P	36	
	NAS391-6P	36	
	35-534052	1	4
- 40	33-534015-9	NP	5
	33-534015-7	1	5
	33-534015-8	1	5
- 41	35-534421-1	1	3
	35-534421-23	1	4
- 42	35-534420-93	1	3
- 43	35-530003-153	1	5
- 44	35-530003-151	1	5
- 45	96-530002-85	1	3
- 46	33-324032	1	3
	NAS384-6R	2	
	35-534420-109	1	3
	36-530004-83	1	4
	96-530006-79	2	4
	35-534407-11	1	1
	35-534407-21	1	2

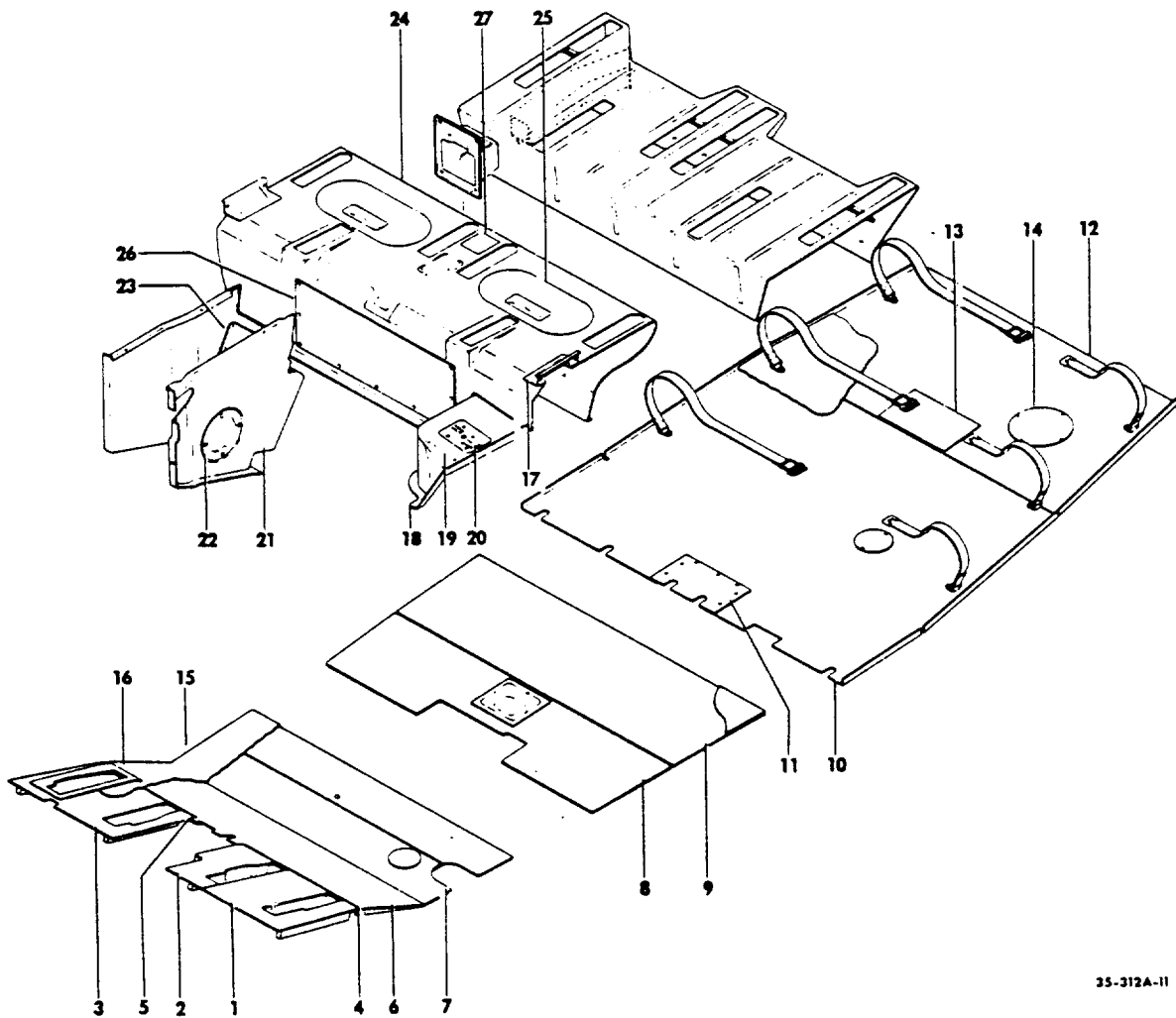
C O D E S O F E F F E C T I V I T Y

1 D-9069 THRU D-9256 2 D-9257 THRU D-9537
3 D-9069 THRU D-9286 4 D-9287 THRU D-9537
5 D-9069 THRU D-9537

BEECHCRAFT
BONANZA V35B
ILLUSTRATED PARTS CATALOG

FIGURE 312A
CARPETS AND FLOORBOARDS
D-9538 THRU D-10114, EXCEPT D-10084

BEECHCRAFT
BONANZA V35B
ILLUSTRATED PARTS CATALOG

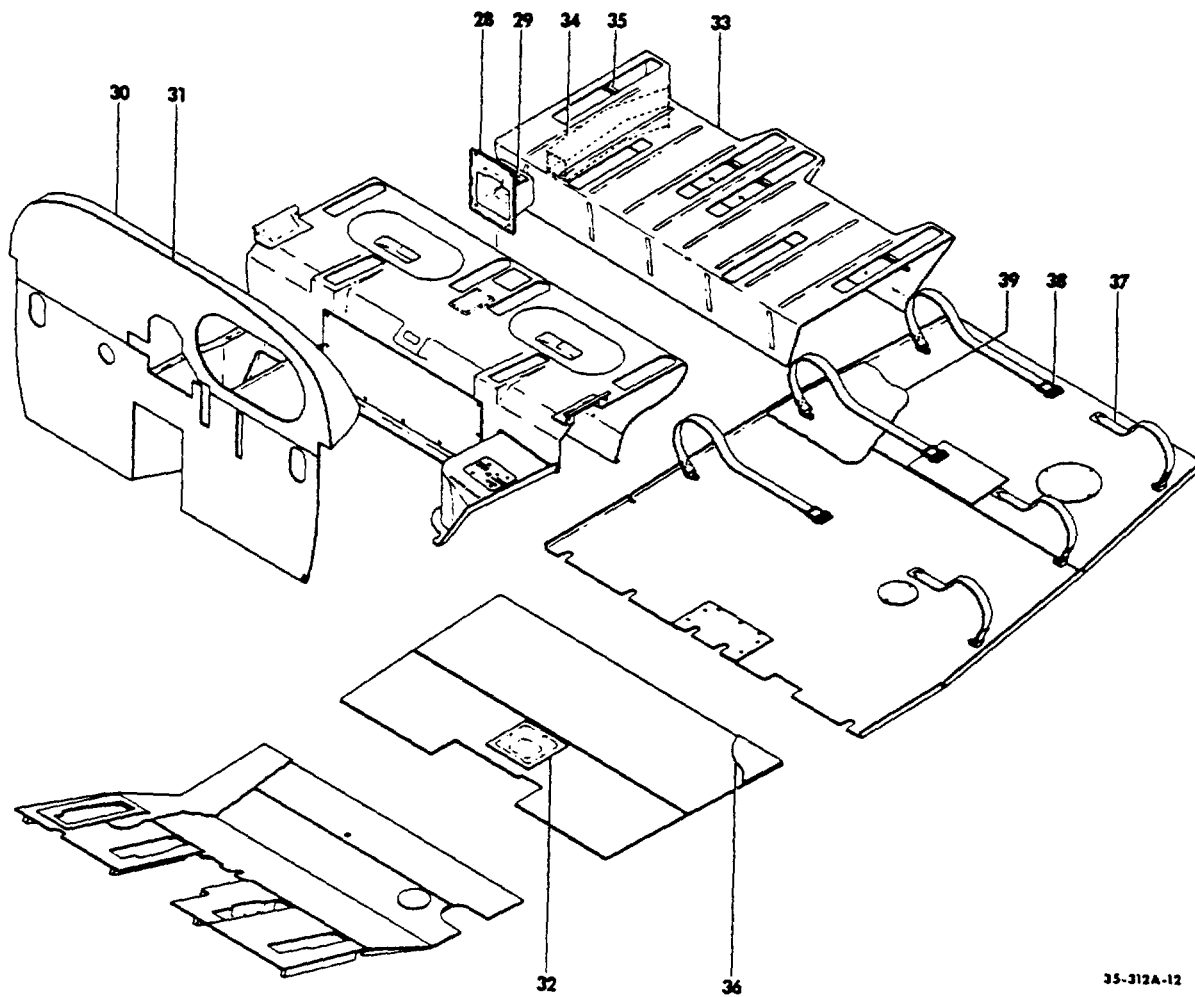


35-312A-11

B E E C M C R A F T
B O N A N Z A V 3 5 8
I L L U S T R A T E D P A R T S C A T A L O G

FIG. & INDEX NO.	PART NO.	DESCRIPTION	1 2 3 4 5 6 7							UNITS PER ASSY	USABLE ON CODE
			1	2	3	4	5	6	7		
312A	35-415417-67	FLOORBOARD INSTL/WITHOUT DUAL BRAKES/								NP	1
	35-415417-69	FLOORBOARD INSTL/WITH DUAL BRAKES/.								NP	1
- 1	35-415417-101	. FLOORBOARD ASSY,LH OUTBD.								1	1
- 2	35-415417-105	. FLOORBOARD ASSY,LH INBD								1	1
- 3	35-415417-9	. FLOORBOARD ASSY,RH/WITHOUT DUAL BRAKES/								1	1
	35-415417-39	. FLOORBOARD ASSY,RH/WITH DUAL BRAKES/.								1	1
- 4	002-430036-23	. STRIP,LH FWD.								1	1
- 5	002-430036-25	. STRIP,RH FWD.								1	1
- 6	35-415417-83	. FLOORBOARD ASSY/STA 76.50 TO STA 68.00/								1	1
- 7	35-415417-111	. FLOORBOARD ASSY/STA 68.00 TO STA 79.50/ /SEE FIGURE 411 FOR FLOORBOARDS WITH AIR CONDITONING/								1	3
	35-415417-71	. FLOORBOARD ASSY/STA 68.00 TO STA 79.50/								1	2
- 8	35-415417-75	. FLOORBOARD ASSY/STA 89.56 TO STA 100.00/.								1	1
- 9	35-415380-60	. FLOORBOARD/STA 100.00 TO STA 112.106/								1	1
- 10	002-430036-139	. FLOORBOARD/STA 119.85 TO STA 151.00/.								1	1
- 11	002-430036-67	. DOOR,ACCESS								1	1
- 12	002-430036-73	. FLOORBOARD/STA 151.00 TO STA 170.00/.								1	1
- 13	95-440006-33	. DOOR,ACCESS								1	1
- 14	002-430036-75	. COVER,ACCESS.								1	1
	35-534464-5	FURNISHINGS INSTL,FLOOR								NP	1
	35-534464-35	. CARPET ASSY,FWD								1	8
- 15	35-534464-25	. CARPET ASSY,FWD								1	9
	35-534464-27	. . PAD,CARPET.								1	9
- 16	35-534305-55	. . BOOT ASSY,HALF.								8	1
	96-534139-1	. COVER INSTL,FWD LH WING BOLT ACCESS								NP	
	96-534139-2	. COVER INSTL,RH FWD WING BOLT ACCESS								NP	1
- 17	96-534139-3	. . COVER,WING BOLT ACCESS. /ATTACHING PARTS/								1	1
	NAS384-6-8P	. . SCREW								2	
	36-530099-1	. COVER INSTL,FUEL SELECTOR VALVE								NP	1
	36-530099-3	. . COVER ASSY.								1	1
- 18	36-530099-5	. . . COVER,FUEL SELECTOR VALVE								1	1
- 19	36-530102-5	. . . PLACARD,FUEL LIMITATION								1	1
- 20	36-530099-7	. . . PLACARD ASSY/50 GAL/.								1	1
	36-530099-9	. . . PLACARD ASSY/80 GAL/.								1	1
	36-530098-1	. COVER INSTL,CENTER CONSOLE.								NP	1
- 21	36-530098-3	. . COVER ASSY.								1	1
- 22	36-530098-7	. . DOOR,ACCESS								1	1
- 23	36-530098-13	. . POCKET ASSY								1	1
	35-534465-7	. COVER INSTL,FRONT SPAR CARRY THRU								NP	1
- 24	35-534465-9	. . COVER ASSY,FRONT SPAR								1	4
	35-534465-29	. . COVER ASSY,FRONT SPAR								1	5
- 25	58-530158-1	. . . COVER ASSY,FRONT SPAR ACCESS.								2	1
- 26	58-530159-3	. . . POCKET ASSY								1	1
- 27	58-530191-1	. . . PLACARD								1	1

BEECHCRAFT
BONANZA V35B
ILLUSTRATED PARTS CATALOG



35-312A-12

B E E C H C R A F T
B O M A N Z A V 3 5 8
I L L U S T R A T E D P A R T S C A T A L O G

FIG. & INDEX NO.	PART NO.	DESCRIPTION	1 2 3 4 5 6 7							UNITS PER ASSY	USABLE ON CODE
			1	2	3	4	5	6	7		
312A	58-530160-1	• COVER ASSY, EMERGENCY EXTENSION CRANK.								1	1
- 28	58-530160-3	• • COVER								1	1
- 29	58-530160-5	• • PLACARD ASSY.								1	1
- 30	96-530006-79	• WRAPPER, COWL.								1	1
- 31	36-530004-83	• COVER ASSY, FIREWALL								1	1
	35-534464-29	• PAN ASSY.								1	1
- 32	002-430036-55	• • PAN								1	1
	96-534141-1	• COVER INSTL, REAR SPAR								NP	7
	96-534128-7	• COVER INSTL, REAR SPAR								NP	6
- 33	96-534141-5	• • COVER ASSY, REAR SPAR.								1	7
	96-534128-9	• • COVER ASSY, REAR SPAR.								1	6
- 34	96-534142-1	• • PLENUM.								1	7
	96-534129-1	• • PLENUM.								1	6
- 35	58-530152-7	• • SUPPORT ASSY.								2	1
	35-534464-37	• CARPET ASSY, CENTER.								1	8
- 36	35-534464-13	• CARPET ASSY, CENTER.								1	9
- 37	96-534126-3	• STRAP ASSY.								3	1
- 38	96-534126-1	• BUCKLE ASSY								1	1
	35-534464-39	• CARPET ASSY, AFT								1	8
- 39	35-534464-21	• CARPET ASSY, AFT								1	9
	35-534464-23	• • PAD, CARPET.								1	9

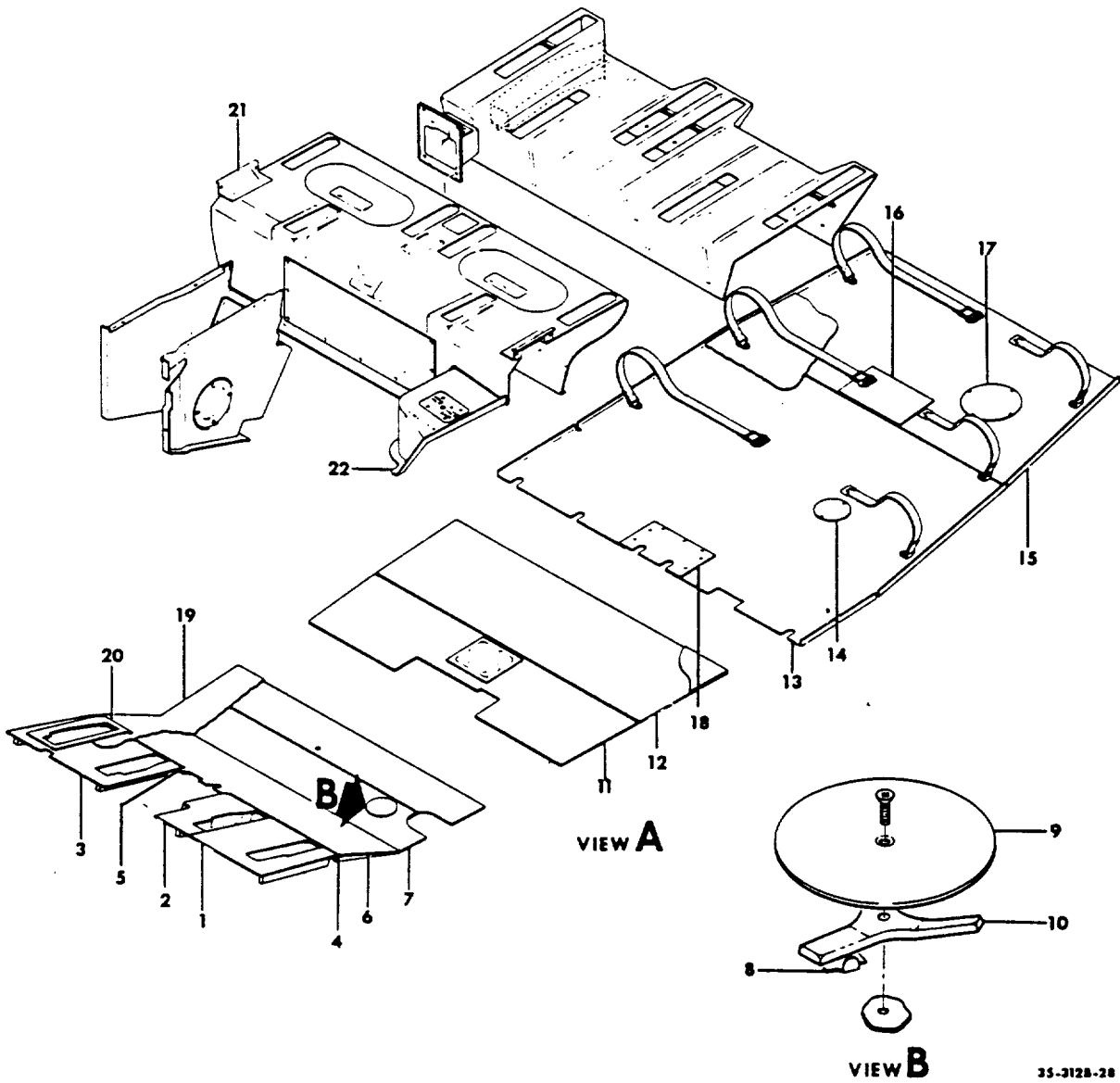
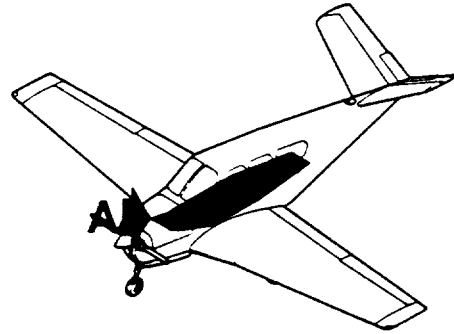
C O D E S O F E F F E C T I V I T Y

- | | |
|--|---|
| 1 D-9538 THRU D-10114
EXCEPT D-10084 | 2 D-9538 THRU D-9791 |
| 3 D-9787,
D-9792 THRU D-10114
EXCEPT D-10084 | 4 D-9538 THRU D-9965 |
| 5 D-9966 THRU D-10114 | 6 D-9538 THRU D-9775 |
| 7 D-9776 THRU D-10114
EXCEPT D-10084 | 8 D-9816 THRU D-10114
EXCEPT D-10084 |
| 9 D-9538 THRU D-9815 | |

BEECHCRAFT
BONANZA V35B
ILLUSTRATED PARTS CATALOG

FIGURE 312B
CARPETS AND FLOORBOARDS
D-10084, D-10115 AND AFTER

BEECHCRAFT
 BONANZA V35B
 ILLUSTRATED PARTS CATALOG

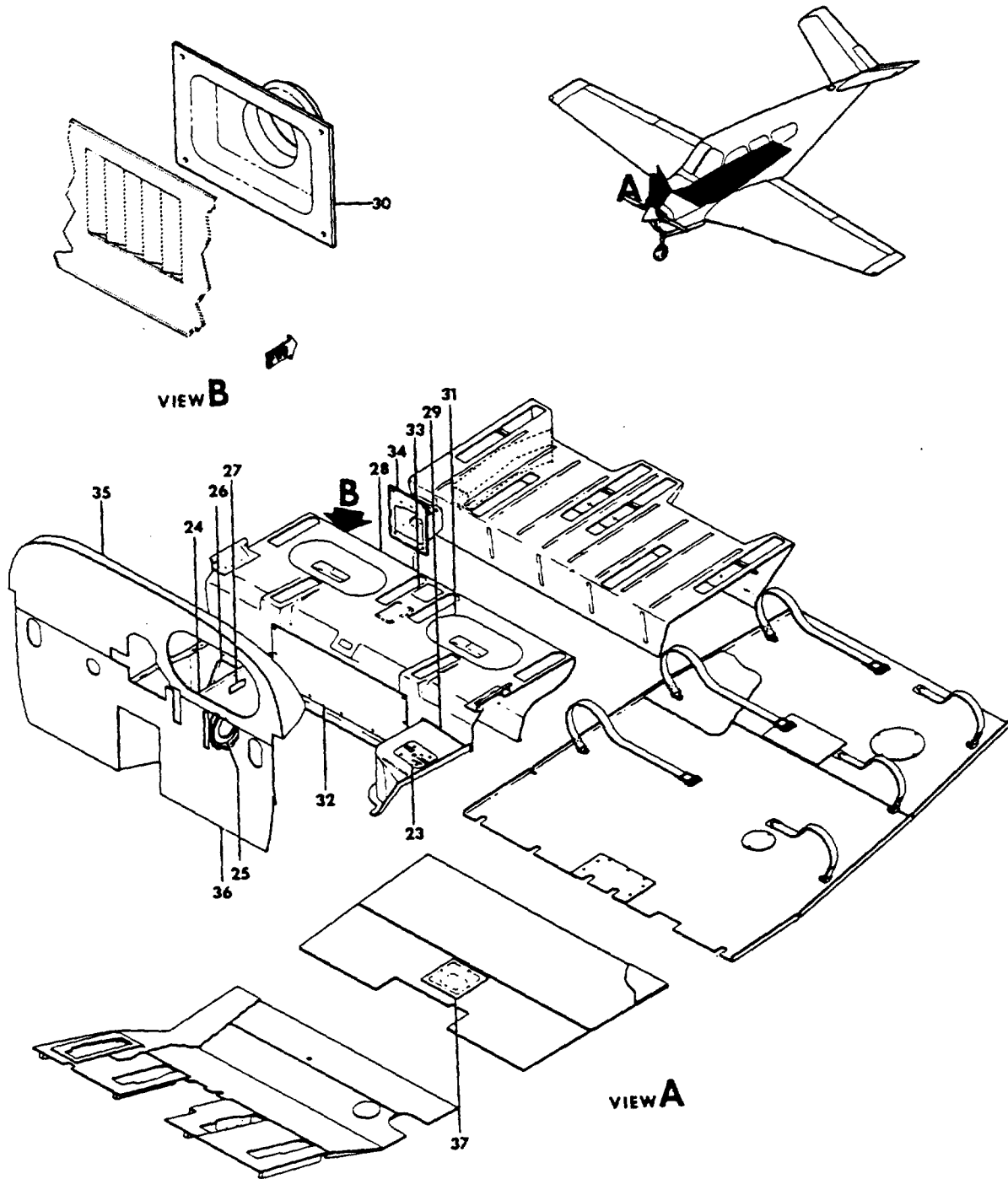


35-3128-28

B E E C H C R A F T
B O N A N Z A V 3 5 8
I L L U S T R A T E D P A R T S C A T A L O G

FIG. & ITEM NO.	PART NO.	DESCRIPTION	UNITS PER ASSY	USABLE ON CODE
3129	002-430036-1	FLOORBOARD INSTL/WITHOUT DUAL BRAKES/	NP	1
	002-430036-37	FLOORBOARD INSTL/WITH DUAL BRAKES/	NP	1
- 1	002-430036-5	. FLOORBOARD ASSY,LH OUTBD.	1	1
- 2	002-430036-153	. FLOORBOARD ASSY,LH INBD	1	1
- 3	002-430036-9	. FLOORBOARD ASSY,RH/WITHOUT DUAL BRAKES/	1	1
	002-430036-39	. FLOORBOARD ASSY,RH/WITH DUAL BRAKES/	1	1
- 4	002-430036-23	. STRIP,LH FWD.	1	1
- 5	002-430036-25	. STRIP,RH FWD.	1	1
- 6	002-430036-13	. FLOORBOARD ASSY/STA 58.50 TO STA 68.00/	1	1
- 7	002-430036-165	. FLOORBOARD ASSY/STA 68.00 TO STA 79.50/	1	1
	002-430036-167	. . FLOORBOARD.	1	1
- 8	002-430036-117	. . STOP	1	1
- 9	002-430036-119	. COVER	1	1
- 10	002-430036-113	. CLAMP	1	1
		/ATTACHING PARTS/		
	AN507-832R8	. SCREW	1	
- 11	002-430036-81	. FLOORBOARD ASSY/STA 89.56 TO STA 100.00/	1	1
- 12	002-430036-57	. FLOORBOARD ASSY/STA 100.00 TO STA 112.106/	1	1
- 13	002-430036-139	. FLOORBOARD ASSY/STA 119.85 TO STA 151.00/	1	1
	002-430036-141	. . FLOORBOARD.	1	1
- 14	002-430036-143	. . DOOR,ACCESS	1	1
		/ATTACHING PARTS/		
	MS24621-15	. . SCREW	2	
- 15	002-430036-73	. FLOORBOARD/STA 151.00 TO STA 170.00/	1	1
- 16	002-430036-69	. DOOR,ACCESS	1	1
		/ATTACHING PARTS/		
	AN530-6R6	. SCREW	6	
	NAS395-6-1	. NUT	6	
- 17	002-430036-75	. COVER	1	1
		/ATTACHING PARTS/		
	MS35206-243	. SCREW	4	
	130290-3	. CLIP NUT.	4	
- 18	002-430036-67	. DOOR,ACCESS	1	1
		/ATTACHING PARTS/		
	AN530-6R6	. SCREW	6	
	NAS395-6-1	. NUT	6	
R	35-534464-7	FURNISHINGS INSTL	NP	1
- 19	35-534464-35	. CARPET ASSY,FWD	1	1
- 20	35-534305-55	. . BOOT ASSY,HALF.	8	1
- 21	96-534139-3	. COVER,WING BOLT ACCESS.	2	1
		/ATTACHING PARTS/		
	NAS384-6-8P	. SCREW	2	
		/ATTACHING PARTS/		
	36-530099-1	. COVER INSTL,FUEL SELECTOR	NP	1
	36-530099-3	. . COVER ASSY.	1	2
	36-530099-21	. . COVER ASSY.	1	3
		/ATTACHING PARTS/		
	NAS384-6-8P	. . SCREW	4	
	NAS384-6-12P	. . SCREW	2	
	NAS39186P	. . WASHER.	6	
- 22	36-530099-5	. . . COVER	1	1

BEECHCRAFT
BONANZA V35B
ILLUSTRATED PARTS CATALOG



35-3128-24

B E E C H C R A F T
B O N A N Z A V 3 5 B
I L L U S T R A T E D P A R T S C A T A L O G

FIG. & INDEX NO.	PART NO.	DESCRIPTION	UNITS PER ASSY	USABLE ON CODE	
		1 2 3 4 5 6 7			
312B - 23	36-530099-7	. . . PLACARD ASSY.	1	2	
	36-530099-9	. . . PLACARD ASSY.	1	3	
		/ATTACHING PARTS/			
	AN530-6R6	. . . SCREW	4		
	NAS446-2-1	. . . NUT	4		

	33-924013	. . . PLATE	1	1	
	36-920019-1	. . . PLACARD/SOGAL/.	1	2	
	36-920020-1	. . . PLACARD/80 GAL/.	1	3	
	36-530102-5	. . . PLACARD ASSY/MIN FUEL/.	1	1	
	36-530098-23	. COVER INSTL	NP	1	
	36-530098-25	. . COVER ASSY.	1	1	
		/ATTACHING PARTS/			
	NAS384-6-6P	. . SCREW	2		
	A1784-6Z1	. . CLIP NUT.	2		
NAS384-6-16P	. . SCREW	4			
NAS384-6-12P	. . SCREW	5			
NAS39186P	. . WASHER.	9			

- 24	36-530098-5	. . . COVER	1	1	
- 25	36-530098-7	. . . ACCESS DOOR	1	1	
		/ATTACHING PARTS/			
	NAS384-6-6P	. . . SCREW	4		
	1793-6Z3	. . . CLIP NUT.	4		

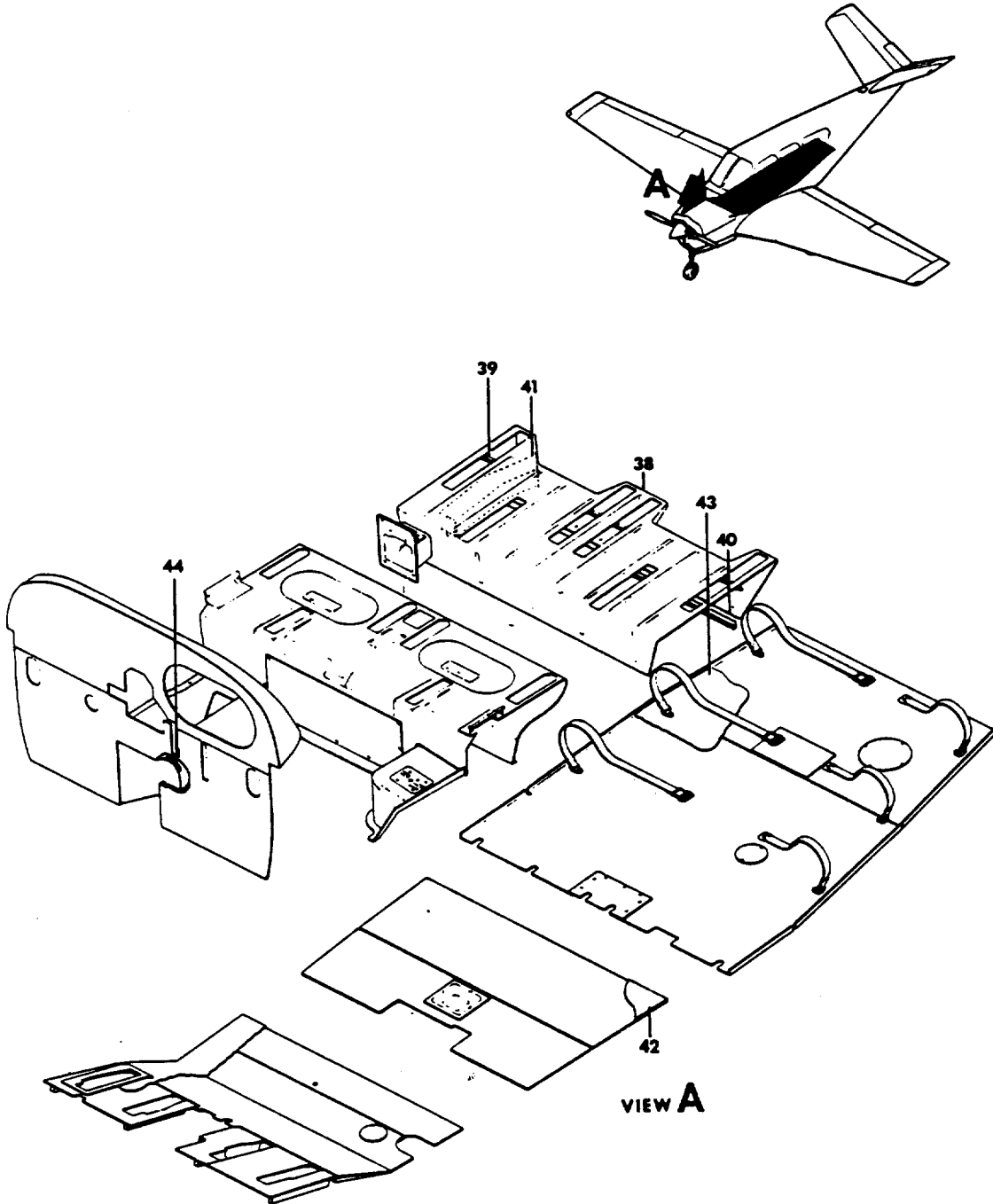
- 26	36-530098-31	. . . POCKET ASSY	1	1	
- 27	35-910296-1	. . . PLACARD/NOTICE.	1	1	
		/ATTACHING PARTS/			
	AN530-6R6	. . . SCREW	2		
	1784-6Z1	. . . NUT	2		

	35-534465-67	. COVER INSTL,FRONT SPAR.	NP	1	
	35-534465-69	. . COVER ASSY.	1	1	
		/ATTACHING PARTS/			
	NAS384-6-12P	. . SCREW	10		
	NAS39186P	. . WASHER.	10		

- 28	35-534465-71	. . . COVER	1	1	
- 29	35-534465-13	. . . GIMP.	1	1	
- 30	58-530157-1	. . . PLENUM.	1	1	
- 31	58-530158-1	. . . COVER ASSY.	2	1	
- 32	58-530159-3	. . . POCKET ASSY	1	1	
		/ATTACHING PARTS/			
	NAS384-6-12P	. . . SCREW	9		
	NAS39186P	. . . WASHER.	9		
	NAS446-2	. . . NUT	9		

- 33	58-530191-1	. . . PLACARD/EMER LD GR INSTR/	1	1	
- 34	58-530160-1	. COVER ASSY,EMERGENCY EXTENSION CRANK.	1	1	
	58-530160-3	. . COVER	1	1	
	58-530160-5	. . PLACARD ASSY.	1	1	
- 35	96-530006-79	. WRAPPER,COWL.	2	1	
- 36	35-534474-1	. PANEL ASSY.	1	5	
	36-530004-83	. PANEL ASSY.	1	4	
- 37	35-534464-29	. PAN ASSY.	1	1	
		/ATTACHING PARTS/			
	NAS384-6-12P	. . SCREW	4		

BEECHCRAFT
BONANZA V35B
ILLUSTRATED PARTS CATALOG



35-3128-29

B E E C H C R A F T
B O N A N Z A V 3 5 B
I L L U S T R A T E D P A R T S C A T A L O G

FIG. & ITEM NO.	PART NO.	DESCRIPTION							UNITS PER ASSY	USABLE ON CODE	
		1	2	3	4	5	6	7			
312B	96-534141-11	COVER INSTL	NP	1	
	- 38	96-534141-15	COVER ASSY	1	1	
			/ATTACHING PARTS/								
		NAS387-1032-12	SCREW/TOP FWD/	4		
		NAS391810P	WASHER	4		
		NAS387-6-12P	SCREW/RH BOTTOM AFT/	1		
		NAS39186P	WASHER/RH BOTTOM AFT/	1		
		NAS384-6-12P	SCREW/BOTTOM FWD/	5		
		NAS39186P	WASHER/BOTTOM FWD/	5		
		64118	FOOTMAN LOOP/BOTTOM AFT/	4		
		NAS387-1032-8P	SCREW/BOTTOM AFT/	9		
		NAS391810P	WASHER/BOTTOM AFT/	1		
		130290-2	CLIP NUT/BOTTOM AFT/	9		
	- 39	58-530152-7	SUPPORT ASSY	2	1	
		/ATTACHING PARTS/									
	MS24693550	SCREW	4			
	AN960-8	WASHER	4			
	MS20365-832	NUT	4			
- 40	96-534141-9	SUPPORT	1	1		
- 41	96-534142-9	PLENUM	1	1		
		/ATTACHING PARTS/									
	NAS384-6-12P	SCREW	4			
	NAS39186P	WASHER	4			
	NAS395-6-1	NUT	4			
- 42	35-534464-17	CARPET ASSY,CENTER	1	1		
- 43	35-534464-31	CARPET ASSY,AFT	1	1		
- 44	35-534300-192	SOUNDPROOFING/FACE OF WHEELWELL/	1	1		

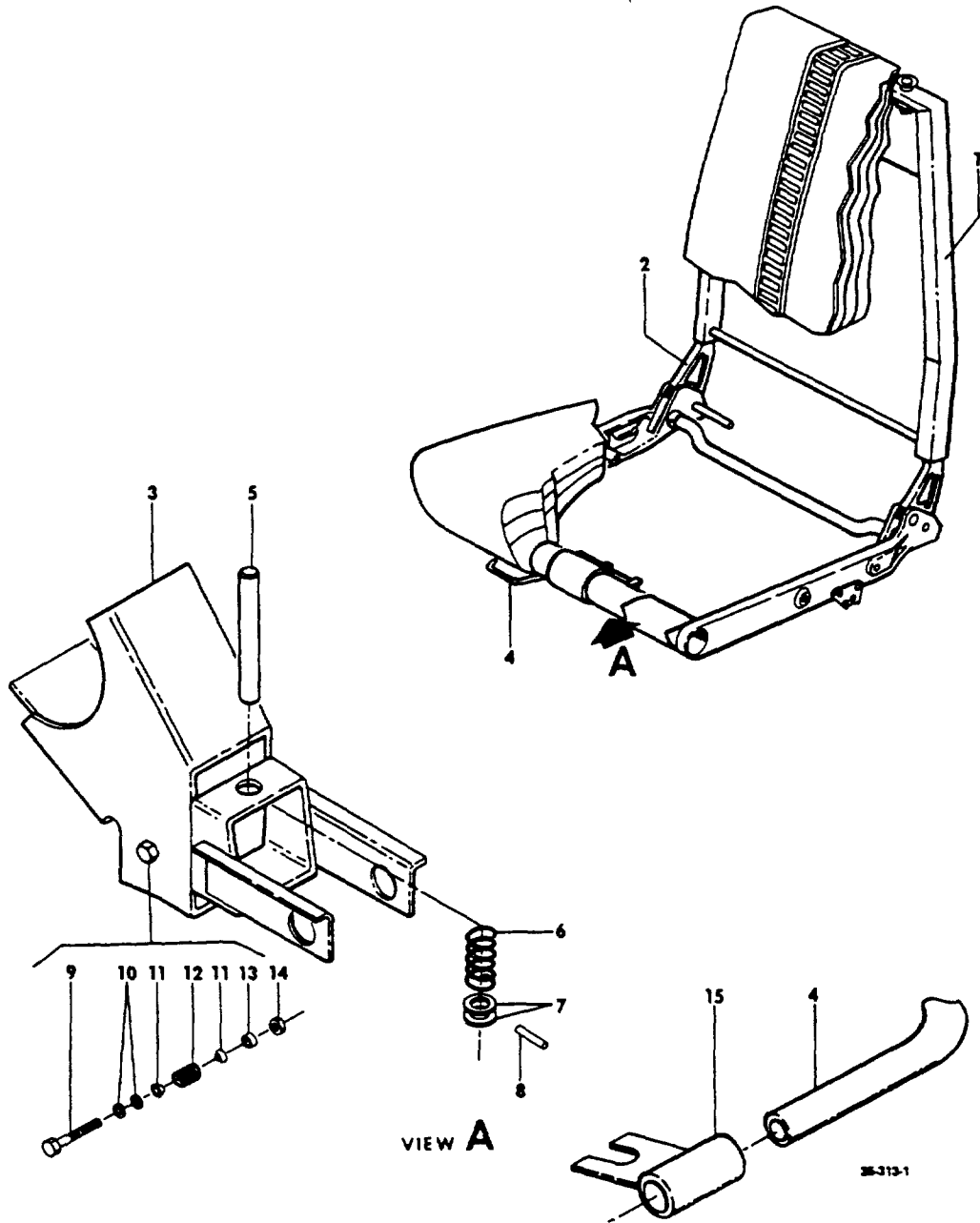
C O D E S O F E F F E C T I V I T Y

- | | | | |
|---|-------------------------------|---|----------------------------------|
| 1 | D-10084,
D-10115 AND AFTER | 2 | D-10084,
D-10115 THRU D-10302 |
| 3 | D-10303 AND AFTER | 4 | D-10084,
D-10115 THRU D-10119 |
| 5 | D-10120 AND AFTER | | |

BEECHCRAFT
BONANZA V35B
ILLUSTRATED PARTS CATALOG

FIGURE 313
PILOT AND COPILOT SEATS
D-9069 THRU D-9815

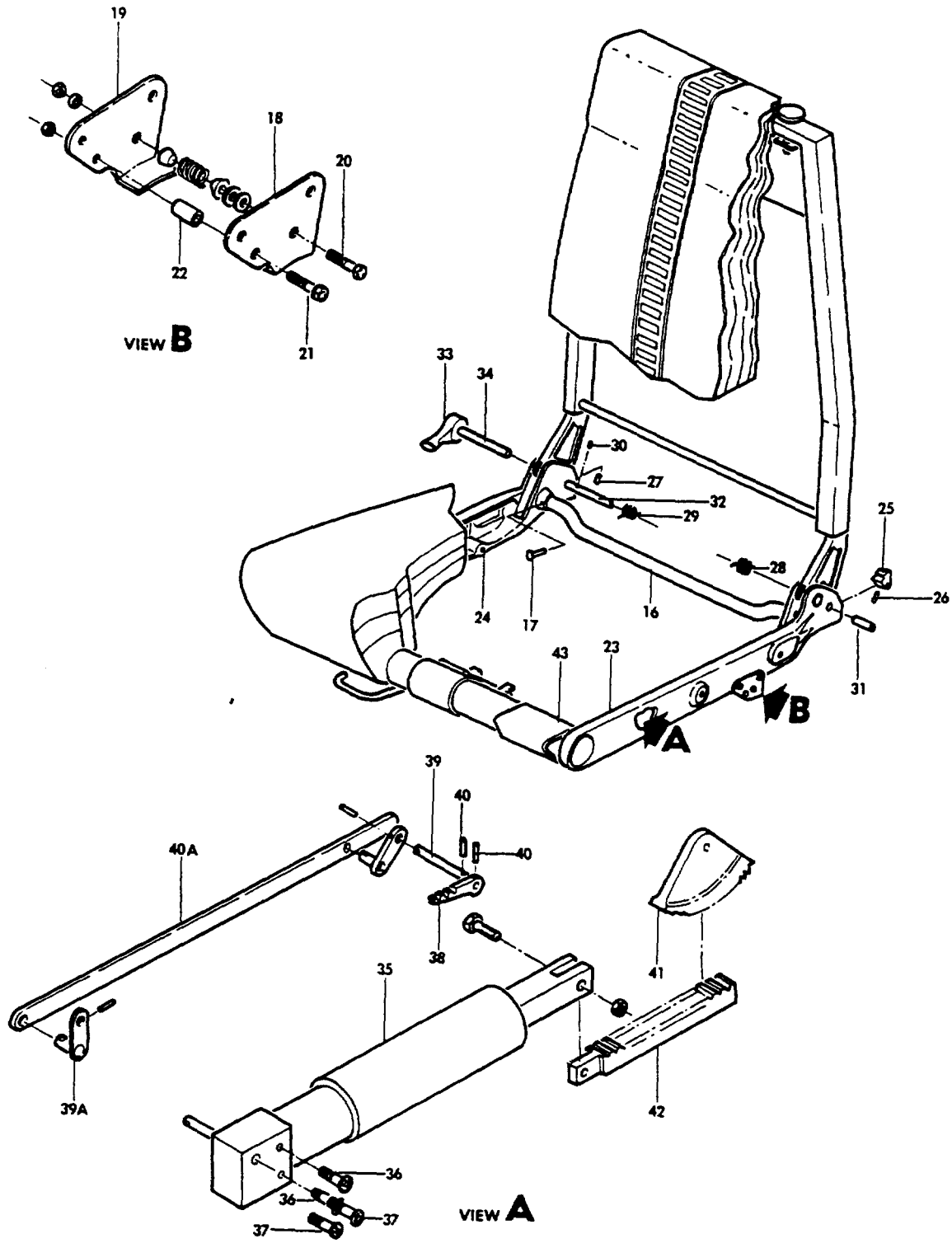
BEECHCRAFT
 BONANZA V35B
 ILLUSTRATED PARTS CATALOG



B E E C H C R A F T
B O N A N Z A V 3 5 B
I L L U S T R A T E D P A R T S C A T A L O G

FIG. & ITEM NO.	PART NO.	DESCRIPTION	UNITS PER ASSY	USABLE ON CODE	
313	58-530040-3	SEATING INSTL /WITH CAM BACK/	NP	1	
	58-530118-1	SEATING INSTL /4 PLACE/ /ALL CAM/	NP	3	
	58-530182-1	SEATING INSTL /4 PLACE/ /ALL CAM/	NP	4	
	96-534071-3	SEATING INSTL /WITH FULL RECLINE ON 3 SEATS/	NP	1	
	58-530118-7	SEATING INSTL /WITH FULL RECLINE ON 3 SEATS/	NP	3	
	58-530182-7	SEATING INSTL /WITH FULL RECLINE ON 3 SEATS/	NP	4	
	35-534449-1	. CHAIR ASSY,PILOTS UPHOLSTERED /CAM ADJUSTING/	1	1	
	58-530108-1	. CHAIR ASSY,PILOTS UPHOLSTERED /CAM ADJUSTING/	1	3	
	58-530184-1	. CHAIR ASSY,PILOTS UPHOLSTERED /CAM ADJUSTING/	1	4	
	35-534449-5	. CHAIR ASSY,COPILOTS UPHOLSTERED	1	1	
		/CAM ADJUSTING/			
	58-530108-7	. CHAIR ASSY,COPILOTS UPHOLSTERED	1	3	
	58-530184-7	. CHAIR ASSY,COPILOTS UPHOLSTERED	1	4	
		/CAM ADJUSTING/			
	35-534449-7	. CHAIR ASSY,COPILOTS UPHOLSTERED	1	1	
		/ROTON ADJUSTING/			
	58-530108-9	. CHAIR ASSY,COPILOTS UPHOLSTERED	1	3	
		/ROTON ADJUSTING/			
	58-530184-5	. CHAIR ASSY,COPILOTS UPHOLSTERED	1	4	
		/ROTON ADJUSTING/			
	96-534073-1	. . FRAME ASSY,PILOTS CHAIR /CAM ADJUSTING/	1	5	
	96-534073-67	. . FRAME ASSY,PILOTS CHAIR /CAM ADJUSTING/	1	4	
	96-534073-5	. . FRAME ASSY,COPILOTS CHAIR /CAM ADJUSTING/	1	5	
	96-534073-71	. . FRAME ASSY,COPILOTS CHAIR /CAM ADJUSTING/	1	4	
	96-534073-73	. . FRAME ASSY,COPILOTS CHAIR /RECLINING/	1	6	
	58-530026-1	. . . BACK ASSY,PILOTS & COPILOTS SEAT	1	5	
	58-530026-39	. . . BACK ASSY,PILOTS & COPILOTS SEAT	1	4	
		/ATTACHING PARTS/			
	NAS221-24	. . . SCREW	2		
	100951X032WF	. . . WASHER /NEXT TO SCREW HEAD/	2		
	102933D4ZM0190	. . . SPACER	2		
	AN960-10L	. . . WASHER	2		
	22K2-02	. . . NUT,CAP	2		
	- 1	58-530026-5 WELD ASSY,CHAIR BACK	1	5
		58-530026-49 WELD ASSY,CHAIR BACK	1	4
	- 2	60-530040-1 ADAPTER	2	6
		/ATTACHING PARTS/			
		AN525-10R14 SCREW	4	
		AN960-10L WASHER	4	
		MS20364-1032 NUT	4	
		96-534073-7 FRAME ASSY,CHAIR BOTTOM	1	6
	- 3	96-534073-57 WELD ASSY,FRONT LEG	1	6
	- 4	96-534073-51 HANDLE ASSY	1	6
	- 5	36-530025-15 PIN	1	6
	- 6	100943ZS027G SPRING	1	6
- 7	AN960-416L WASHER	2	6	
- 8	1/16 X 1/2 PIN,DRIVELOCK /TYPE E/	1	6	
- 9	AN3-14A/M/ BOLT	3	6	
- 10	AN960-10L WASHER	6	6	
- 11	118641 ROLLER	6	6	
- 12	100943ZA016J SPRING	3	6	
- 13	102933D4ZJ0190 SPACER	3	6	
- 14	MS20365-1032 NUT	3	6	
- 15	36-530026-53 WELD ASSY	1	6	
	/ATTACHING PARTS/				
	MS171498 PIN,ROLL	2		

BEECHCRAFT
 BONANZA V35B
 ILLUSTRATED PARTS CATALOG



35-3132

B E E C H C R A F T
B O N A N Z A V 3 5 8
I L L U S T R A T E D P A R T S C A T A L O G

FIG. & INDEX NO.	PART NO.	1 2 3 4 5 6 7	DESCRIPTION	UNITS PER ASSY	USABLE ON CODE
313 - 16	36-530025-27	TUBE,SUPPORT.	1	6
- 17	MS171564	/ATTACHING PARTS/ PIN,ROLL.	2	
- 18	36-530025-13	FOOT.	2	6
- 19	36-530025-14	FOOT.	2	6
- 20	AN3-14A/M/ AN960-10L MS20365-1032	/ATTACHING PARTS/ BOLT. WASHER. NUT.	2 2 2	
- 21	AN3-14A/M/	BOLT.	2	6
- 22	10293304ZJ1000 AN960-10L MS20365-1032	SPACER. WASHER. NUT.	2 2 2	6 6 6
- 23	60-530039-3	FRAME,LH SIDE	1	6
- 24	60-530039-4 96-534073-9	FRAME,RH SIDE SUPPORT INSTL,PILOTS SEAT BACK.	1 NP	6 6
	96-534073-10	/CAM ADJUSTING/ SUPPORT INSTL,COPILOTS SEAT BACK.	NP	6
- 25	60-530043-3	CAM,PILOTS CHAIR.	2	6
- 26	MS171536	PIN,RH ROLL	1	6
- 27	MS171539	PIN,LH ROLL	1	6
- 28	60-530046-1	SPRING,LH TORSION	1	6
- 29	60-530046-2	SPRING,RH TORSION	1	6
- 30	MS171499	PIN,SPRING RETAINING ROLL	2	
- 31	60-530045	PIN,SEAT BACK LH.	1	
- 32	60-530013-41 58-530045-1 58-530045-2	TUBE,PILOTS & COPILOTS CHAIR. HANDLE ASSY,COPILOTS CHAIR. HANDLE ASSY,PILOTS CHAIR.	1 1 1	6 6 6
- 33	58-534045-3	HANDLE.	1	6
- 34	58-530046-1	PIN,HANDLE.	1	6
- 35	60-530051-3	ACTUATOR ASSY,COPILOTS CHAIR /RECLINING/ /ATTACHING PARTS/ SCREW	1 2	6
- 36	NAS221-29	SCREW	2	
- 37	NAS221-8 AN960-10L MS20365-1032	SCREW WASHER. NUT	2 6 4	
- 38	60-530052-1 96-534073-31	HANDLE ASSY,COPILOT CHAIR /RECLINING/ TUBE,COPILOTS CHAIR /RECLINING/	1 1	6 6
- 39	96-534073-49	ROD,COPILOTS CHAIR /RECLINING/.	1	6
- 39A	96-534073-43	STRAP,COPILOTS CHAIR /RECLINING/.	2	6
- 40	MS171498	PIN,ROLL /HANDLE & ROD ATTACHING/	2	6
- 40A	96-534073-45 NAS43004-18	TUBE,COPILOTS CHAIR /RECLINING/ SPACER.	1 1	6 6
- 41	60-530041-1	GEAR,COPILOTS CHAIR /RECLINING/	1	
- 42	60-530054-1	RACK,COPILOTS CHAIR GEAR /RECLINING/. /ATTACHING PARTS/ BOLT. NUT	1 1	6
- 43	36-530023-17 AN530-6R5	EXTENSION,CHAIR BOTTOM. /ATTACHING PARTS/ SCREW	1 10	6

BEECHCRAFT
BONANZA V35B
ILLUSTRATED PARTS CATALOG

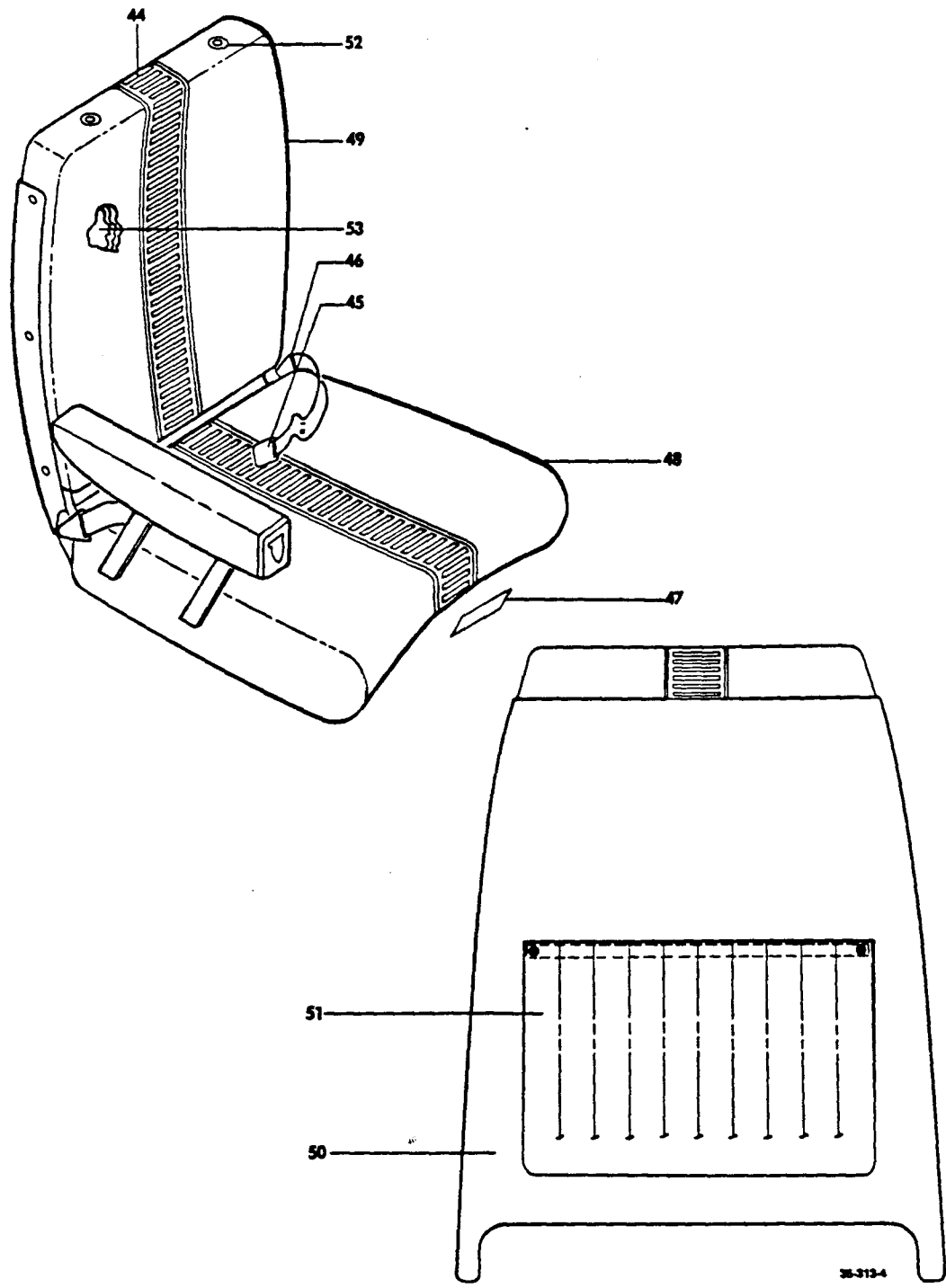


FIG. 313
PAGE 6

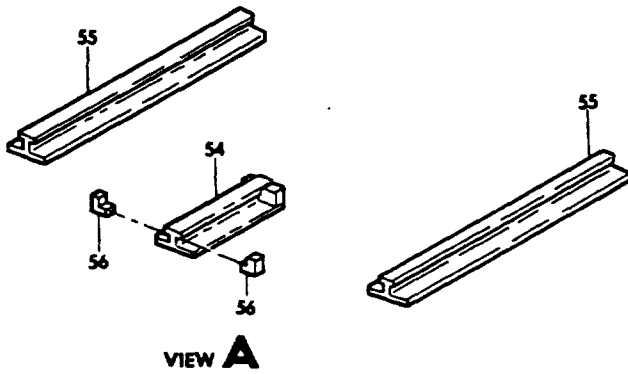
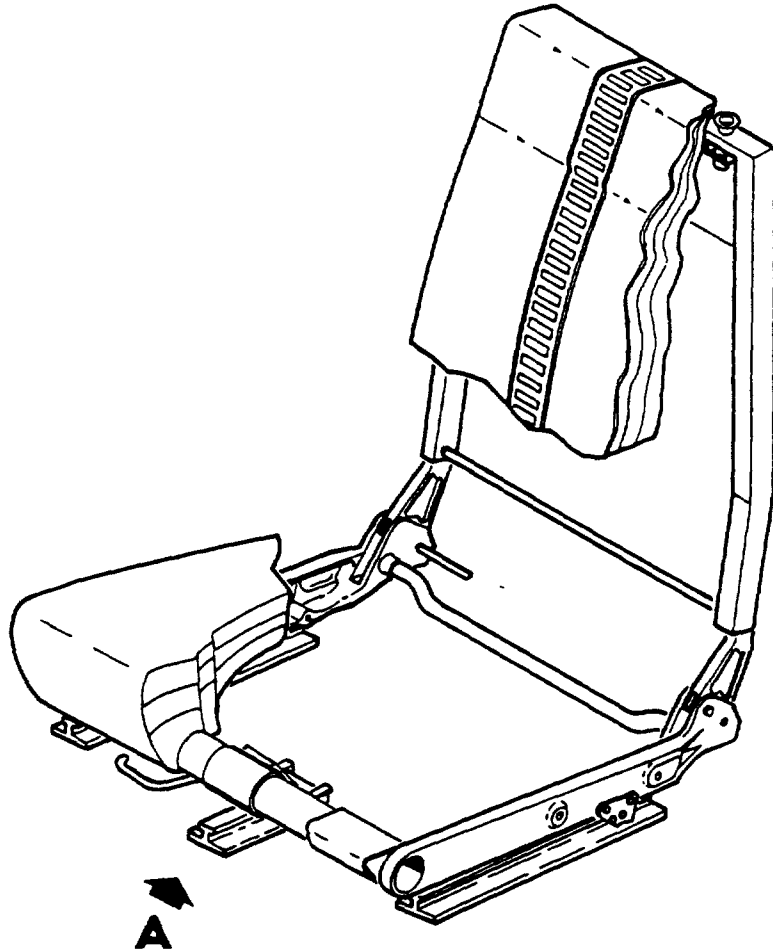
FIGURE 313. PILOT AND COPILOT SEATS
/SHEET 3 OF 4 SHEETS/

01/02/81

B E E C H C R A F T
B O N A N Z A V 3 5 B
I L L U S T R A T E D P A R T S C A T A L O G

FIG. & ITEM NO.	PART NO.	DESCRIPTION	UNITS PER ASSY	USABLE ON CODE
		1 2 3 4 5 6 7		
313 - 44	35-534449-49	. . . COVER ASSY, INSERT /DIELECTRIC/	1	1
	R 3317131C-19-32	. . . BELT ASSY, SEAT	1	6
- 45	CS4000W/265-4	. . . BUCKLE ASSY	1	6
	50-534733-1	. . . PLACARD	1	6
- 46	D611A	. . . TIP	1	6
- 47	130569	. . . PLATE, SEAT IDENTIFICATION	1	6
		/ATTACHING PARTS/		
	PK65A4-5	. . . SCREW	2	
- 48	35-534449-37	. . . COVER ASSY, SEAT CUSHION BOTTOM	1	1
	58-530108-43	. . . COVER ASSY, SEAT CUSHION BOTTOM	1	3
	58-530184-37	. . . COVER ASSY, SEAT CUSHION BOTTOM	1	4
- 49	35-534449-47	. . . COVER ASSY, SEAT BACK TOP FRONT	1	1
	58-530108-45	. . . COVER ASSY, SEAT BACK TOP FRONT	1	3
	58-530184-39	. . . COVER ASSY, SEAT BACK TOP FRONT	1	4
	35-534449-43	. . . SHELL ASSY, PILOTS SEAT BACK	1	1
	58-530108-47	. . . SHELL ASSY, PILOTS SEAT BACK	1	3
	58-530184-51	. . . SHELL ASSY, PILOTS SEAT BACK	1	4
	35-534449-44	. . . SHELL ASSY, COPILOTS SEAT BACK	1	1
		/CAM ADJUSTING/		
	58-530108-48	. . . SHELL ASSY, COPILOTS SEAT BACK	1	3
		/CAM ADJUSTING/		
	58-530184-52	. . . SHELL ASSY, COPILOTS SEAT BACK	1	4
		/CAM ADJUSTING/		
	35-534449-41	. . . SHELL ASSY, COPILOTS SEAT BACK /RECLINE/	1	1
	58-530108-49	. . . SHELL ASSY, COPILOTS SEAT BACK /RECLINE/	1	3
	58-530184-53	. . . SHELL ASSY, COPILOTS SEAT BACK /RECLINE/	1	4
		/ATTACHING PARTS/		
	NAS387-6-10P	. . . SCREW	6	
	NAS391-6P	. . . WASHER	6	
- 50	35-534453-3	. . . SHELL, PILOTS SEAT BACK	1	6
	35-534453-4	. . . SHELL, COPILOTS SEAT BACK	1	6
		/CAM ADJUSTING/		
	35-534453-1	. . . SHELL, COPILOTS SEAT BACK	1	6
		/RECLINING/		
	58-530108-59	. . . COVER ASSY, PILOTS & COPILOTS SEAT BACK	1	5
	58-530184-59	. . . COVER ASSY, PILOTS & COPILOTS SEAT BACK	1	4
	58-530108-57	. . . COVER ASSY, SEAT BACK TOP REAR	1	5
	58-530184-57	. . . COVER ASSY, SEAT BACK TOP REAR	1	4
- 51	35-534449-51	. . . POCKET ASSY, SEAT BACK	1	1
	58-530108-51	. . . POCKET ASSY, SEAT BACK	2	3
	58-530184-55	. . . POCKET ASSY, SEAT BACK	2	4
		/ATTACHING PARTS/		
	NAS384-6-6P	. . . SCREW	2	
	60-530041-7	. . . SCREW	2	6
	NAS391-6P	. . . WASHER	2	
	MS20365-632	. . . NUT	2	
- 52	130010-3	. . . MOULDING, HEADREST GUIDE	2	6
	58-530072-1	. . . CUSHION ASSY, SEAT BOTTOM	1	1
	58-530072-3	. . . CUSHION ASSY, SEAT BACK	1	1
- 53	35-534449-39	. . . PAD, SEAT BACK	1	1
	58-530080-1	. . . CUSHION ASSY, SEAT BACK	1	3
	58-530186-1	. . . CUSHION ASSY, SEAT BACK	1	4
	58-530082-1	. . . CUSHION ASSY, SEAT BOTTOM	1	2

BEECHCRAFT
BONANZA V35B
ILLUSTRATED PARTS CATALOG



36-313-12

B E E C H C R A F T
B O N A N Z A V 3 5 8
I L L U S T R A T E D P A R T S C A T A L O G

FIG. & ITEM NO.	PART NO.	DESCRIPTION	UNITS							USABLE ON CODE
			1	2	3	4	5	6	7	
313	60-530139-1	. . ARMREST INSTL,PILOTS CHAIR /SEE FIG. 327/ .							NP	1
	60-530139-117	. . ARMREST INSTL,PILOTS CHAIR /SEE FIG. 327/ .							NP	2
	60-530139-2	. . ARMREST INSTL,COPILOTS CHAIR /SEE FIG. 327/							NP	1
	R 55-5012-1	KIT,SHOULDER HARNESS/BEIGE/							1	6
	R 55-5012-3	KIT,SHOULDER HARNESS/BLACK/							1	6
	R 58-530081-19	. HARNESS ASSY,SHOULDER							1	6
	R 101-530604-93	. BELT ASSY,SEAT/CONNECTOR/							1	6
	R 101-530604-97	. BELT ASSY,SEAT/BUCKLE/							1	6
	R 58-530139-1	. BRACKET INSTL/SEE FIGURE 324/							NP	6
	R 58-530140-1	. ESCUTCHEON,INERTIA REEL							1	6
	R 58-530141-1	. DECAL							1	6
	R 0107121-9	. INERTIA REEL,BEIGH.							1	6
	R 0107121-7	. INERTIA REEL,BLACK.							1	6
	58-530041-28	COVER,PILOTS SEAT /GREEN TENT CLOTH/							1	1
	58-530041-27	COVER,COPILOTS SEAT /GREEN TENT CLOTH/							1	1
	58-530041-23	COVER,PILOT & COPILOT SEAT /GREEN TENT CLOTH/							2	2
	58-530041-25	COVER,SEAT BACK /GREEN TENT CLOTH/							2	6
	35-534452-1	HEADREST ASSY /SEE FIG.324/							2	1
	58-530120-1	HEADREST ASSY /SEE FIG.324/							1	2
	- 54	95-420017-5	TRACK SEAT,LH & RH CENTER							2
	002-430021-47	TRACK SEAT,LH & RH CENTER /ATTACHING PARTS/							2	4
	MS27039-1-20	BOLT.							2	
	MS20365-1032	NUT							2	
	33-410040-1	ANGLE,LH FWD & RH AFT							2	6
	33-4100402	ANGLE,LH AFT & RH FWD							2	6
- 55	95-420017-19	TRACK SEAT,INBD & OUTBD SEAT.							4	5
	002-430021-49	TRACK SEAT,INBD & OUTBD SEAT. /ATTACHING PARTS/							4	4
	MS27039-1-20	SCREW							4	
	AN960-10	WASHER.							4	
	MS20365-1032	NUT							4	
	MS21042L3	NUT							4	
- 56	418-180657-3	STOP,SEAT							8	4
	002-430013-31	STOP,SEAT							12	5
	33-534051	STOP,SEAT /ATTACHING PARTS/							6	5
	NAS221-10	SCREW							1	
	MS27039-1-20	SCREW							1	
	MS20365-1032	NUT							1	
	MS21042L3	NUT							1	

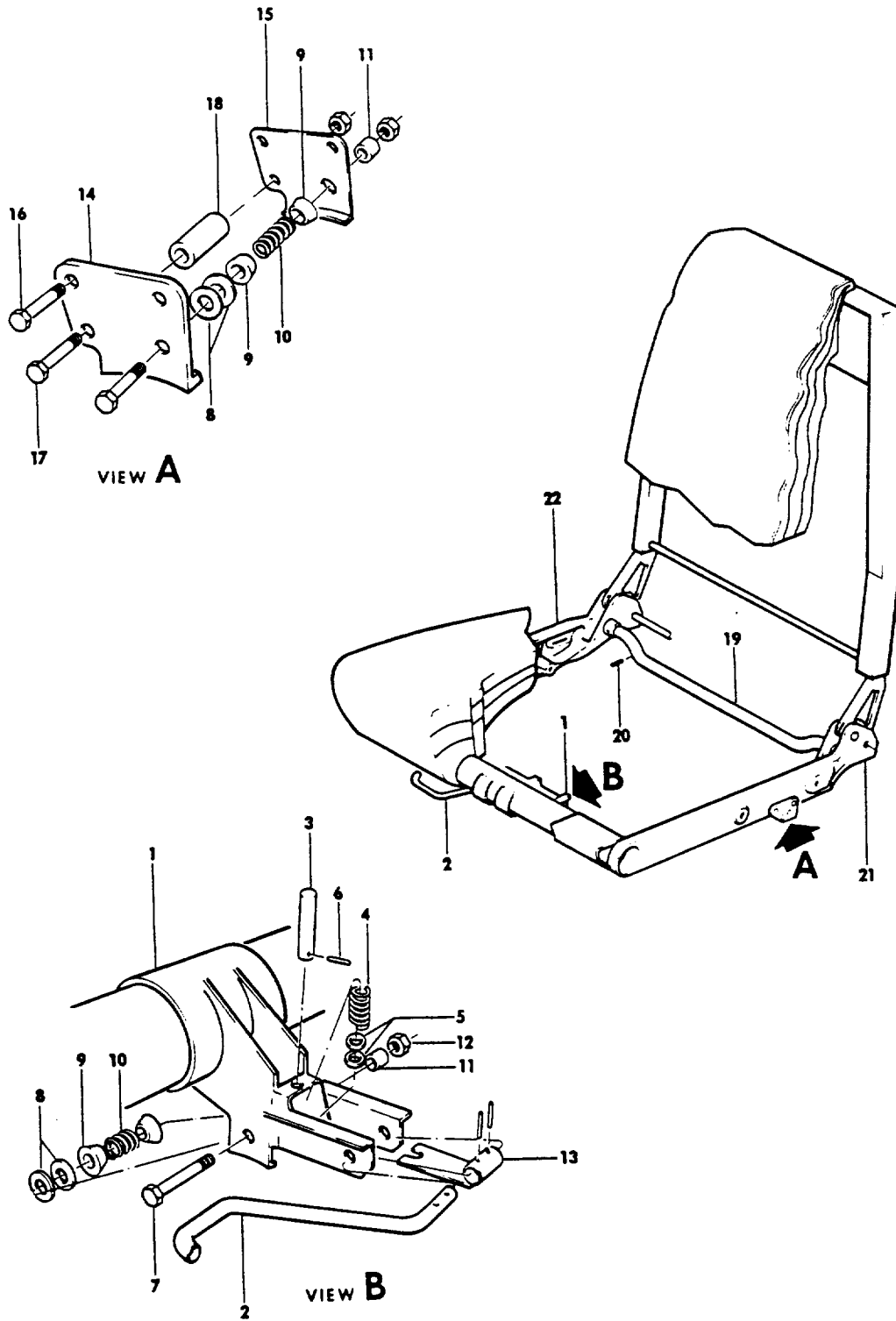
C O D E S O F E F F E C T I V I T Y

1	D-9069 THRU D-9286	2	D-9287 THRU D-9815
3	D-9287 THRU D-9537	4	D-9538 THRU D-9815
5	D-9069 THRU D-9537	6	D-9069 THRU D-9815

BEECHCRAFT
BONANZA V35B
ILLUSTRATED PARTS CATALOG

FIGURE 313A
PILOT AND COPILOT SEATS
D-9816 THRU D-9954

BEECHCRAFT
BONANZA V35B
ILLUSTRATED PARTS CATALOG

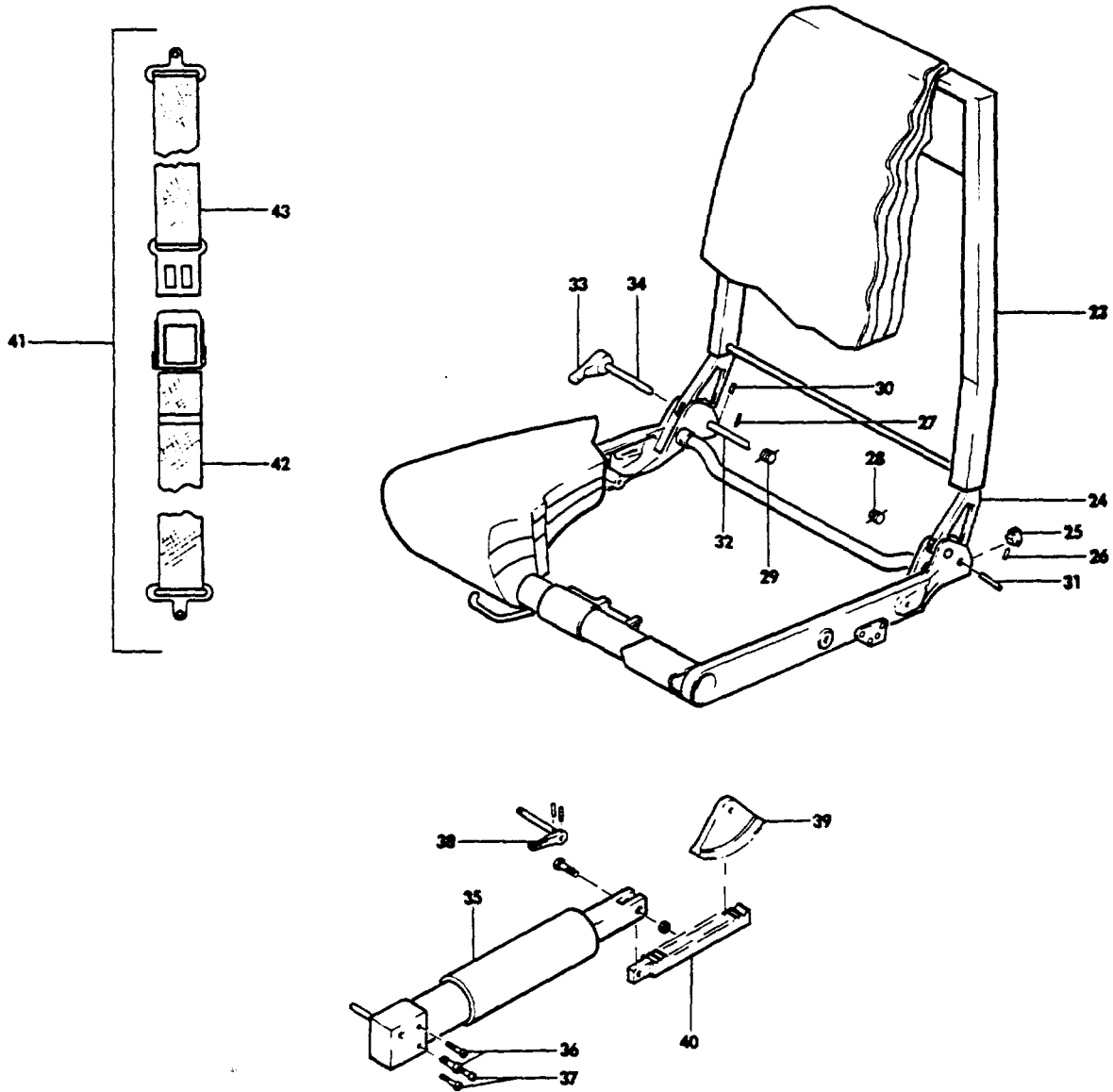


35-313-15

BEECHCRAFT
BONANZA V35B
ILLUSTRATED PARTS CATALOG

FIG. & INDEX NO.	PART NO.	DESCRIPTION	UNITS PER ASSY							USABLE ON CODE
			1	2	3	4	5	6	7	
313A	58-530182-5	SEATING INSTL,PILOT AND COPILOT CAM ADJUSTABLE.							NP	2
	58-530182-11	SEATING INSTL/PILOT CAM ADJUSTABLE,COPILOT. . .							NP	2
	58-530182-13	SEATING INSTL,PILOT AND COPILOT CAM ADJUSTABLE.							NP	3
	58-530182-15	SEATING INSTL/PILOT CAM ADJUSTABLE,COPILOT. . .							NP	3
	102-530095-1	. CHAIR ASSY,PILOT/CAM ADJUSTABLE/.							1	2
	102-530095-39	. CHAIR ASSY,PILOT/CAM ADJUSTABLE/.							1	3
	102-530095-3	. CHAIR ASSY,COPILOT/CAM ADJUSTABLE/.							1	2
	102-530095-5	. CHAIR ASSY,COPILOT/.							1	2
	102-530095-41	. CHAIR ASSY,COPILOT/CAM ADJUSTABLE/.							1	3
	102-530095-43	. CHAIR ASSY,COPILOT/ROTON ADJUSTABLE/.							1	3
	96-534073-67	. . FRAME ASSY,PILOT/CAM ADJUSTABLE/.							1	1
	96-534073-71	. . FRAME ASSY,COPILOT/CAM ADJUSTABLE/.							1	1
	96-534073-73	. . FRAME ASSY/PILOT CAM ADJUSTABLE,COPILOT . . .							1	1
		ROTON ADJUSTABLE/								
	96-534073-7	. . . FRAME ASSY,BOTTOM							1	1
- 1	96-534073-57	. . . WELD ASSY,BOTTOM FRONT.							1	1
- 2	96-534073-51	. . . HANDLE ASSY							1	1
- 3	36-530025-15	. . . PIN							1	1
- 4	100943ZS027G	. . . SPRING.							1	1
- 5	AN960-416L	. . . WASHER.							2	1
- 6	1/16X1/2 TYPE E	. . . PIN,DRIVELOCK							1	1
- 7	AN3-14A/M/	. . . BOLT.							3	1
- 8	AN960-10L	. . . WASHER.							6	1
- 9	118641	. . . ROLLER.							6	1
- 10	100943ZA016J	. . . SPRING.							3	1
- 11	102933D4ZJ0190	. . . SPACER.							3	1
- 12	MS20365-1032	. . . NUT							3	1
- 13	60-530013-93	. . . WELD ASSY							1	1
		/ATTACHING PARTS/								
	MS171498	. . . PIN,ROLL.							2	
- 14	36-530025-13	. . . FOOT.							2	1
- 15	36-530025-14	. . . FOOT.							2	1
		/ATTACHING PARTS/								
- 16	AN3-14A/M/	. . . BOLT.							2	
	AN960-10L	. . . WASHER.							2	
	MS20365-1032	. . . NUT							2	
- 17	AN3-14A/M/	. . . BOLT.							2	1
- 18	102933D4ZJ1000	. . . SPACER.							2	1
	AN960-10L	. . . WASHER.							2	1
	MS20365-1032	. . . NUT							2	1
- 19	36-530025-27	. . . TUBE,SUPPORT.							1	1
		/ATTACHING PARTS/								
- 20	MS171564	. . . PIN,ROLL.							2	
- 21	60-530039-3	. . . FRAME,LH.							1	1
- 22	60-530039-4	. . . FRAME,RH.							1	1
		/ATTACHING PARTS/								
	ANS15-6R8	. . . SCREW							4	
	MS20365-832	. . . NUT							4	

BEECHCRAFT
BONANZA V35B
ILLUSTRATED PARTS CATALOG

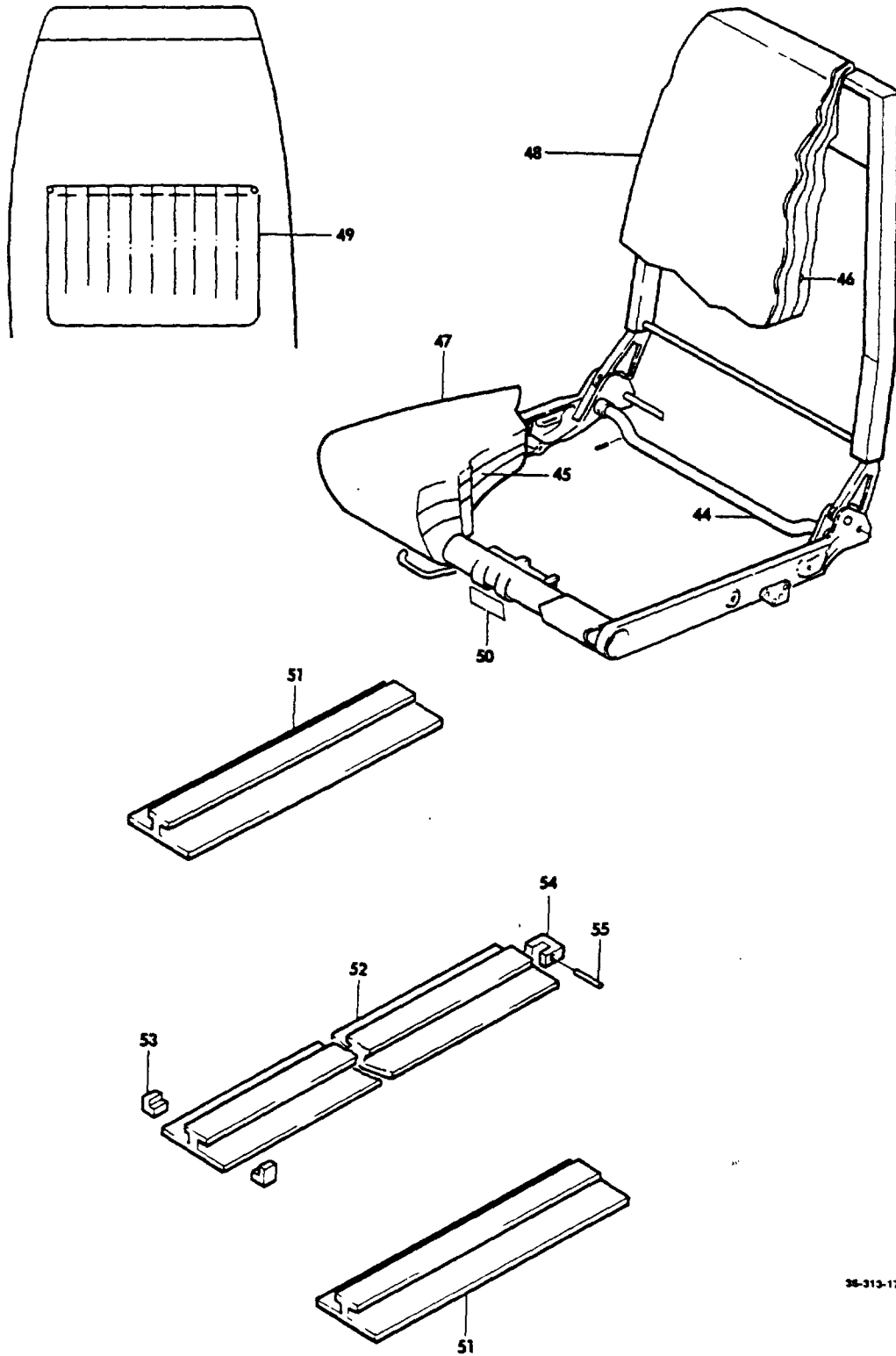


28-313-18

B E E C H C R A F T
B O N A N Z A V 3 5 8
I L L U S T R A T E D P A R T S C A T A L O G

FIG. & ITEM NO.	PART NO.	DESCRIPTION							UNITS PER ASSY	USABLE ON CODE
		1	2	3	4	5	6	7		
313A	58-530026-39	1	1
		/ATTACHING PARTS/								
	NAS221-24	2	
	100951X032WF	2	
	102933D4ZM0190	2	
	AN960-10L	2	
	22K2-02	2	
- 23	58-530026-49	1	1
- 24	60-530040-1	2	1
		/ATTACHING PARTS/								
	AN525-10R14	4	
	AN960-10L	4	
	MS20364-1032	4	
	96-534073-9	NP	1
		/CAM ADJUSTABLE/								
	96-534073-10	NP	1
		/CAM ADJUSTABLE/								
- 25	60-530043-5	2	1
	MS171532	2	1
- 26	MS171539	2	1
- 27	MS171539	2	1
- 28	60-530046-1	1	1
- 29	60-530046-2	1	1
- 30	MS171499	2	1
- 31	60-530045	1	1
- 32	60-530013-41	1	1
	58-530045-1	1	1
	58-530045-2	1	1
- 33	58-530045-3	1	1
- 34	58-530046	1	1
- 35	60-530051-1	1	1
		/ATTACHING PARTS/								
- 36	NAS221-29	2	
- 37	NAS221-8	2	
	AN960-10L	AR	
	MS20365-1032	4	
	130906TCBC065	1	1
- 38	60-530052-3	1	1
		/ATTACHING PARTS/								
	MS171498	1	
- 39	60-530041-1	1	1
- 40	60-530054-1	1	1
		/ATTACHING PARTS/								
	AN4-7A/M/	1	
	MS20365-428	1	
- 41	130498C19-32	1	2
- 42	R 58-530219-57	1	4
	R 58-530219-61	1	5
- 43	58-530219-29	1	3

BEECHCRAFT
BONANZA V35B
ILLUSTRATED PARTS CATALOG



38-313-17

B E E C H C R A F T
B O N A N Z A V 3 5 B
I L L U S T R A T E D P A R T S C A T A L O G

FIG. & ITEM NO.	PART NO.	DESCRIPTION							UNITS PER ASSY	USABLE ON CODE
		1	2	3	4	5	6	7		
313A - 44	102-530095-31	1	1
	102-530095-29	1	1
- 45	58-530185-1	1	1
- 46	58-530185-1	1	1
- 47	102-530095-19	1	1
- 48	102-530095-17	1	1
- 49	101-530294-15	1	1
	R NAS5384-6-16P	2	1
		/ATTACHING PARTS/								
	R NAS384-6-16P	2	
	NAS391-6P	2	
	R NAS43DD1-32	2	

	101-530294-19	2	1
- 50	130569	1	1
		/ATTACHING PARTS/								
	AN535-2-4	2	

	R 60-530139-117	NP	1
	R 131354-1	1	1
	R 55-5012-1	1	2
	R 55-5012-3	1	2
	R 58-530224-1	NP	3
	R 58-530226-1	NP	3
	R 102-530052-5	1	3
		/ATTACHING PARTS/								
	R OHS82SMBD-S25GY	6	

	58-530120-3	1	1
- 51	95-450017-19	4	1
		/ATTACHING PARTS/								
	AN509-10R15	16	
	MS20365-1032	16	
	AN960-10	16	

- 52	002-430021-19	2	1
		/ATTACHING PARTS/								
	002-430013-33	2	
	NAS464P3A6-2	4	

- 53	002-430013-31	8	1
		/ATTACHING PARTS/								
	MS27039-1-20	4	
	MS21042L3	4	

- 54	58-530231-1	4	1
- 55	LA3SR1.030	4	1

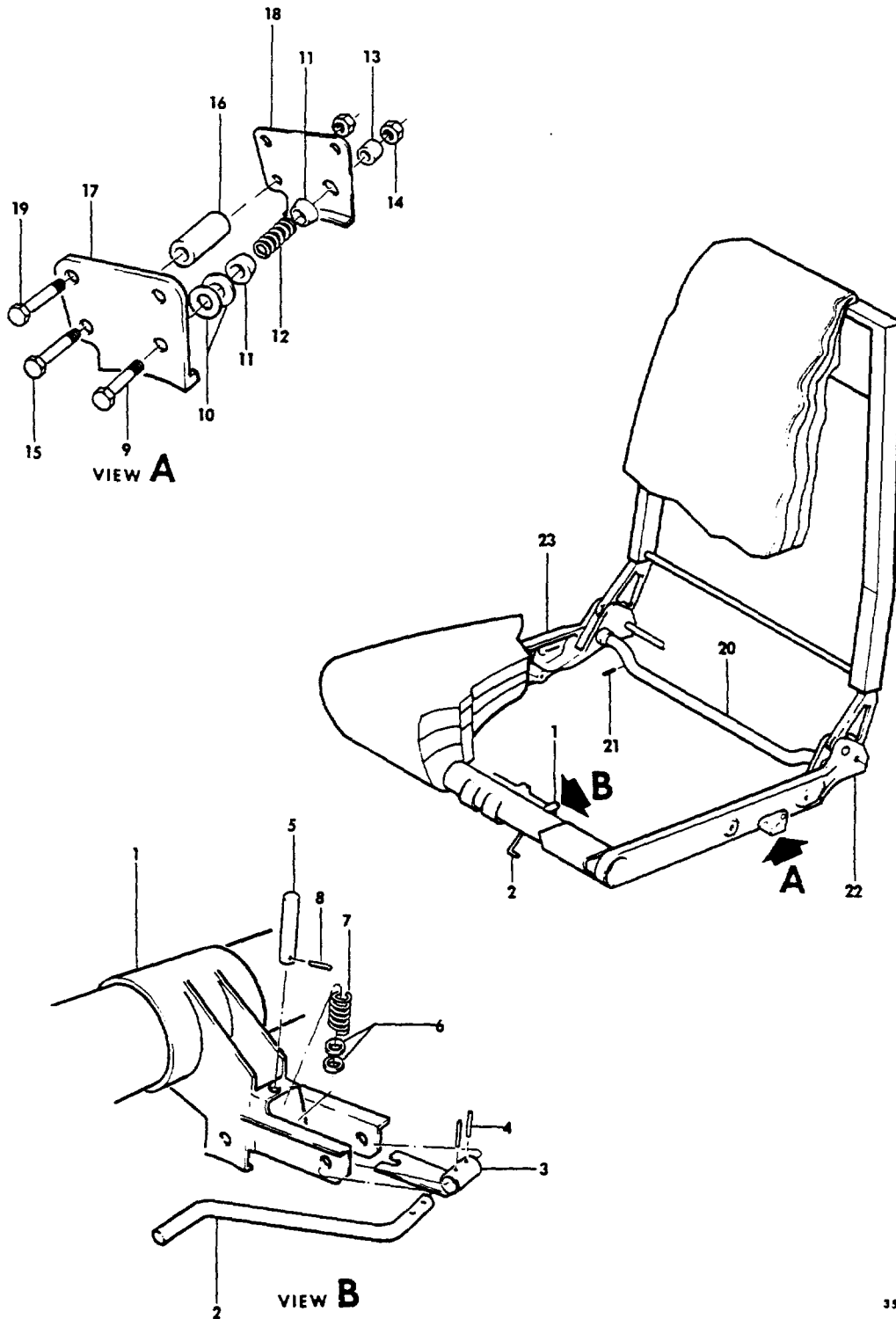
C O D E S O F E F F E C T I V I T Y

1 D-9816 THRU D-9954 2 D-9816 THRU D-9861
3 D-9862 THRU D-9954 4 D-9862 THRU D-9924
5 D-9925 THRU D-9954

BEECHCRAFT
BONANZA V35B
ILLUSTRATED PARTS CATALOG

FIGURE 313B
PILOT AND COPILOT SEATS
D-9955 THRU D-10352
EXCEPT D-10348

BEECHCRAFT
BONANZA V35B
ILLUSTRATED PARTS CATALOG

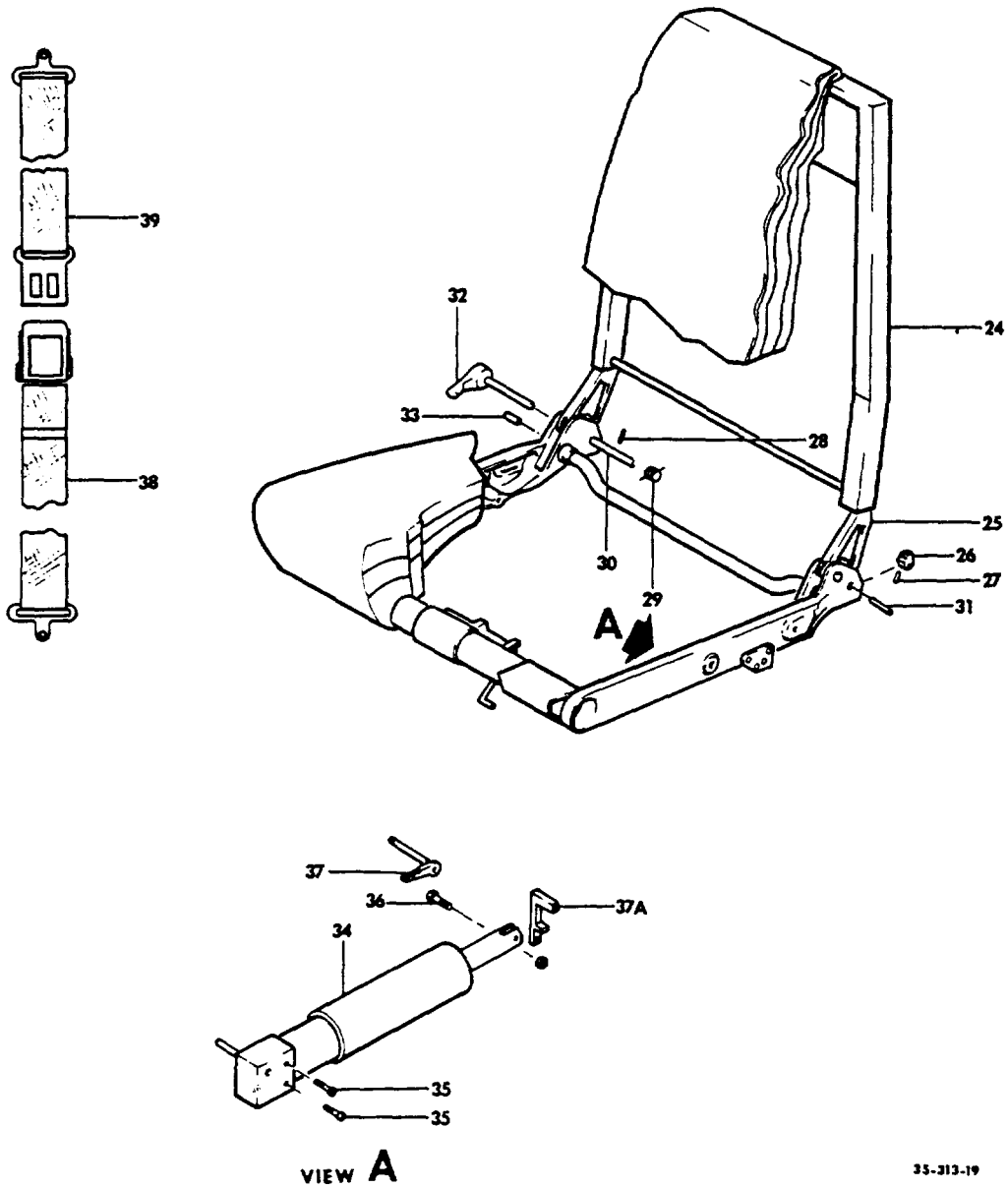


35-313-18

B E E C H C R A F T
B O N A N Z I A V 3 5 B
I L L U S T R A T E D P A R T S C A T A L O G

FIG. & ITEM NO.	PART NO.	DESCRIPTION							UNITS PER ASSY	USABLE ON CODE
		1	2	3	4	5	6	7		
3138	102-530099-1	SEATING INSTL, 4 PLACE/CAM ADJUSTING/							NP	1
	102-530099-5	SEATING INSTL, 4 PLACE/1 CAM ADJUSTING AND 3							NP	1
		ROTON ADJUSTABLE/								
	102-530095-51	. CHAIR ASSY, PILOT/CAM ADJUSTABLE/							1	1
	102-530095-53	. CHAIR ASSY, COPILOT/CAM ADJUSTABLE/							1	1
	102-530095-55	. CHAIR ASSY, COPILOT/ROTON ADJUSTABLE/							1	1
	102-530087-1	. . . FRAME ASSY, PILOT/CAM ADJUSTABLE/							1	1
	102-530087-3	. . . FRAME ASSY, COPILOT/CAM ADJUSTABLE/							1	1
	R 102-530087-15	. . . FRAME ASSY, COPILOT/ROTON ADJUSTABLE/							1	1
	102-530087-7 FRAME ASSY, BOTTOM							1	1
- 1	102-530087-9 LEG ASSY, FRONT (WELD)							1	1
- 2	96-534073-51 HANDLE ASSY							1	1
- 3	36-530026-53 WELD ASSY							1	1
		/ATTACHING PARTS/								
- 4	MS171498 PIN							2	
		-----*								
	R 102-530087-27 BUTTON							1	
- 5	36-530026-49 PIN LOCK							1	1
- 6	AN960-416L WASHER/ONE ON EACH SIDE OF PIN/							2	1
- 7	100943ZS027G SPRING							1	1
- 8	1/16X1/2 TYPE E PIN, DRIVE LOCK							1	1
- 9	AN3-14A BOLT							1	1
- 10	AN960-10L WASHER							2	1
- 11	118641 ROLLER							2	1
- 12	100943ZA016J SPRING							1	1
- 13	102933D4ZJ0190 SPACER							1	1
- 14	MS20365-1032 NUT							2	1
- 15	AN3-14A BOLT							1	1
- 16	102933D4ZJ1000 SPACER							1	1
	AN960-10L WASHER							1	1
	MS20365-1032 NUT							1	1
- 17	36-530025-13 FOOT, LH							1	1
- 18	36-530025-14 FOOT, RH							1	1
		/ATTACHING PARTS/								
- 19	AN3-14A BOLT							2	
	AN960-10L WASHER							2	
	MS20365-1032 NUT							2	
		-----*								
- 20	36-530025-27 TUBE SUPPORT							1	1
		/ATTACHING PARTS/								
- 21	MS171535 PIN, ROLL							2	
		-----*								
- 22	60-530039-23 FRAME, LH							1	1
- 23	60-530039-24 FRAME, RH							1	1

BEECHCRAFT
 BONANZA V35B
 ILLUSTRATED PARTS CATALOG

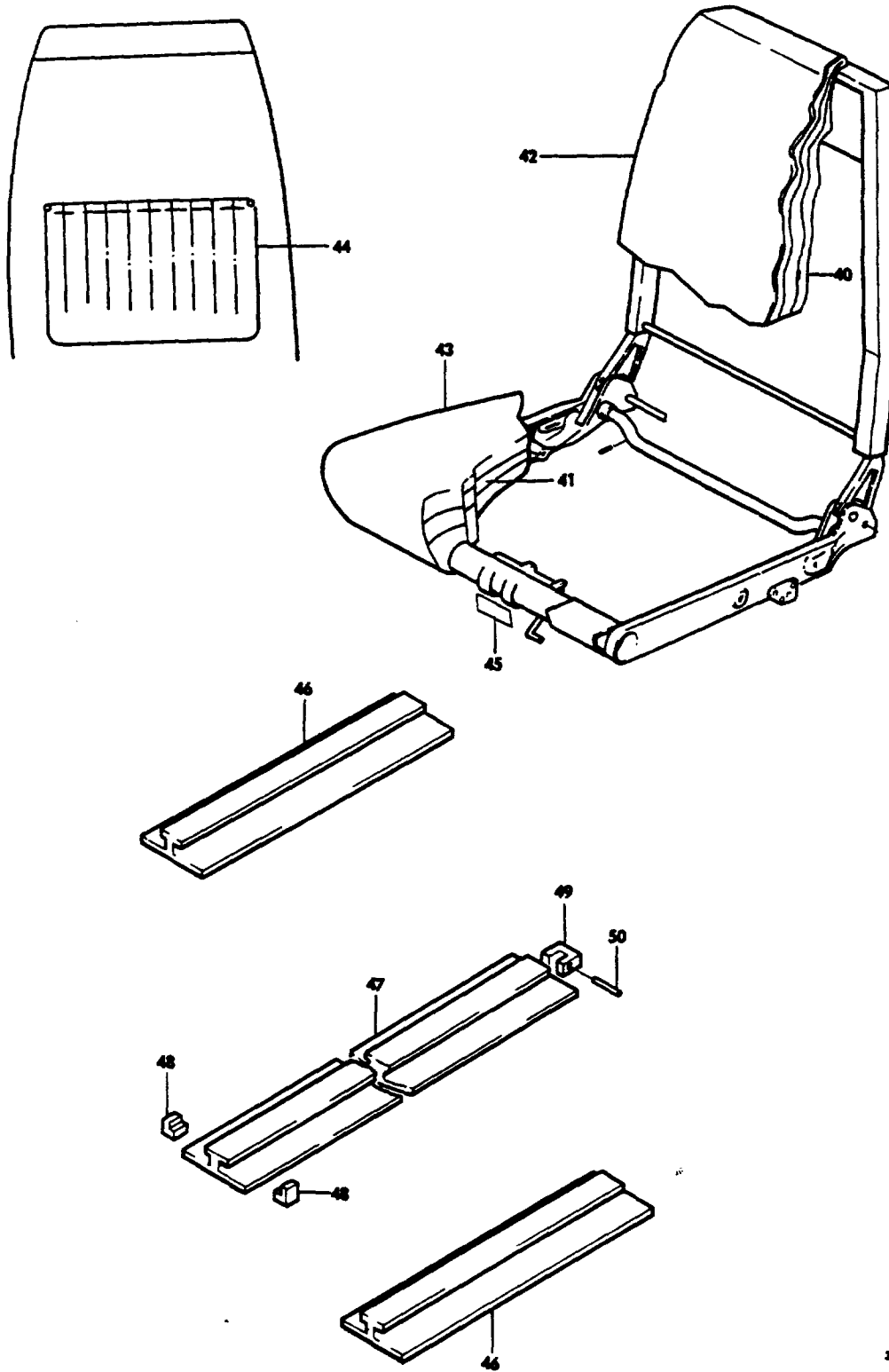


35-313-19

B E E C H C R A F T
B O N A N Z A V 3 5 B
I L L U S T R A T E D P A R T S C A T A L O G

FIG. & ITEM NO.	PART NO.	1	2	3	4	5	6	7	DESCRIPTION	UNITS PER ASSY	USABLE ON CODE
3138	58-530026-39	BACK ASSY, PILOT AND COPILOT SEAT. /ATTACHING PARTS/	1	1
	NAS222-26	SCREW	2	
	100951X032VB	WASHER/NEXT TO SCREW HEAD/	2	
	102933D5ZM0290	SPACER	2	
	AN960-416L	WASHER	2	
	22K2-048	NUT, CAP	2	
- 24	58-530026-49	WELD ASSY, CHAIR BACK.	1	1
- 25	60-530040-5	ADAPTER /ATTACHING PARTS/	2	1
	AN525-10R14	SCREW	2	
	AN960-10L	WASHER	2	
	MS20364-1032	NUT	2	
- 26	R 60-530043-7	CAM, CHAIR/PILOT AND COPILOT CAM ADJUSTABLE/ /ATTACHING PARTS/	2	1
- 27	MS171652	PIN, ROLL	2	
- 28	171499	PIN	2	1
- 29	60-530046-1	SPRING, LH	1	1
	60-530046-2	SPRING, RH	1	1
- 30	60-530013-41	TUBE	1	1
- 31	R 60-530161-1	PIN, SEAT BACK	1	1
	58-530045-1	HANDLE ASSY, COPILOTS CHAIR	1	1
	58-530045-2	HANDLE ASSY, PILOTS CHAIR	1	1
- 32	58-530045-3	HANDLE	1	1
	R MS171508	PIN, HANDLE	1	1
	R 102-530097-1	PLATE	2	7
	R 102-530097-1	PLATE	1	6
- 33	MS171652	PIN, ROLL	2	1
- 34	R 36-380064-1	ACTUATOR ASSY, COPILOTS CHAIR/RECLINING/ /ATTACHING PARTS/	1	1
- 35	NAS221-29	SCREW	2	
	AN960-10L	WASHER	2	
	MS20365-1032	NUT	2	
- 36	AN4-7A	BOLT	1	
	AN960B416	WASHER	AR	
- 37	130906TCBC065	TUBE	1	1
	60-530052-3	HANDLE ASSY, COPILOTS CHAIR/RECLINING/ /ATTACHING PARTS/	1	1
	MS171498	PIN, ROLL	1	
- 37A	102-530047-1	GUIDE /ATTACHING PARTS/	1	1
	MS27039-1-29	SCREW	1	
	AN960-10L	WASHER	1	
	MS21042L3	NUT	1	
- 38	R 58-530219-29	BELT ASSY, SEAT/BUCKLE/	1	4
	R 101-530604-1	BELT ASSY, SEAT/BUCKLE/	1	5
- 39	R 58-530219-7	BELT ASSY, SEAT/CONNECTOR/	1	4
	R 101-530604-5	BELT ASSY, SEAT/CONNECTOR/	1	5
	R 102-530080-3	LINK	1	6
	R 102-530080-3	LINK	2	7
	R 102-530072-19	PIN	1	6
	R 102-530072-19	PIN	2	7

BEECHCRAFT
BONANZA V35B
ILLUSTRATED PARTS CATALOG



35-313-20

B E E C H C R A F T
B O N A N Z A V 3 5 8
I L L U S T R A T E D P A R T S C A T A L O G

FIG. & ITEM NO.	PART NO.	DESCRIPTION							UNITS PER ASSY	USABLE ON CODE
		1	2	3	4	5	6	7		
3138	102-530095-29	1	1
	102-530095-31	1	1
- 40	102-530096-1	1	1
- 41	58-530185-1	1	1
- 42	102-530095-17	1	1
- 43	102-530095-19	1	1
- 44	101-530294-15	1	1
	R NAS384-6-16P	2	
	NAS391-6P	2	
	R NAS43001-32	2	
	101-530294-19	2	1
- 45	130569	1	1
	AN535-2-4	2	
	60-530139-119	NP	1
	130010-3	1	1
	R 58-530120-33	1	2
	R 58-530120-1	1	3
	R 58-530224-1	NP	1
- 46	95-450017-19	2	1
	AN509-10R15	8	
	MS20365-1032	8	
	AN960-10	8	
- 47	002-430021-19	1	1
	002-430013-33	1	
	NAS464P3A6-2	2	
- 48	002-430013-31	4	1
	MS27039-1-20	2	
	MS21042L3	2	
- 49	58-530231-1	2	1
- 50	LA3SR1.030	2	1

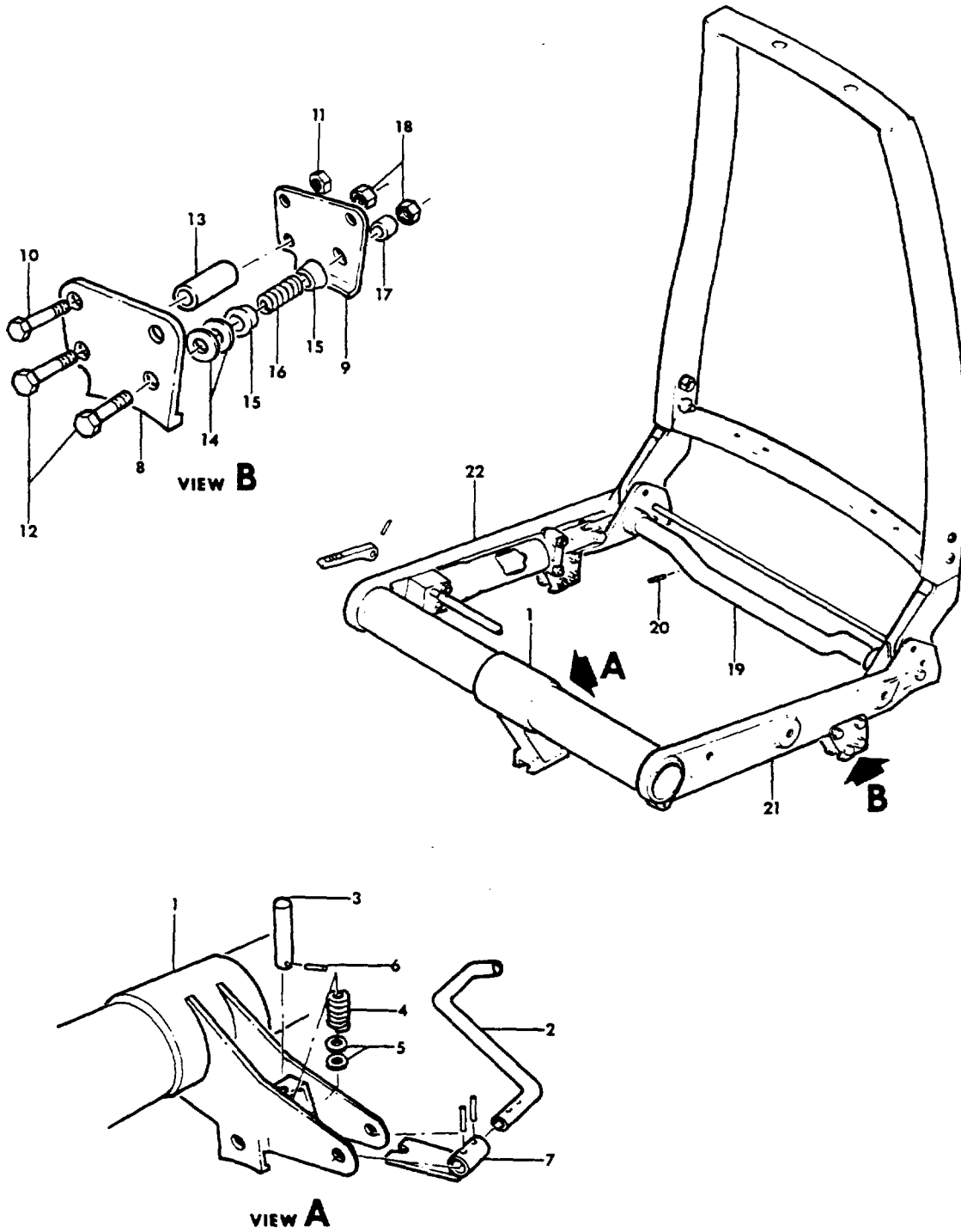
C O D E S O F E F F E C T I V I T Y

1 D-9955 THRU D-10347 2 D-9955 THRU D-10068
D-10349 THRU D-10352
3 D-10069 THRU D-10347 4 D-9995 THRU D-10302
D-10349 THRU D-10352
5 D-10303 THRU D-10347 6 D-9955 THRU D-10274
D-10349 THRU D-10352
7 D-10275 THRU D-10347
D-10349 THRU D-10352
D-10349 THRU D-10352

BEECHCRAFT
BONANZA V35B
ILLUSTRATED PARTS CATALOG

FIGURE 313C
PILOT AND COPILOT SEATS
D-10348, D-10353 AND AFTER

BEECHCRAFT
BONANZA V35B
ILLUSTRATED PARTS CATALOG

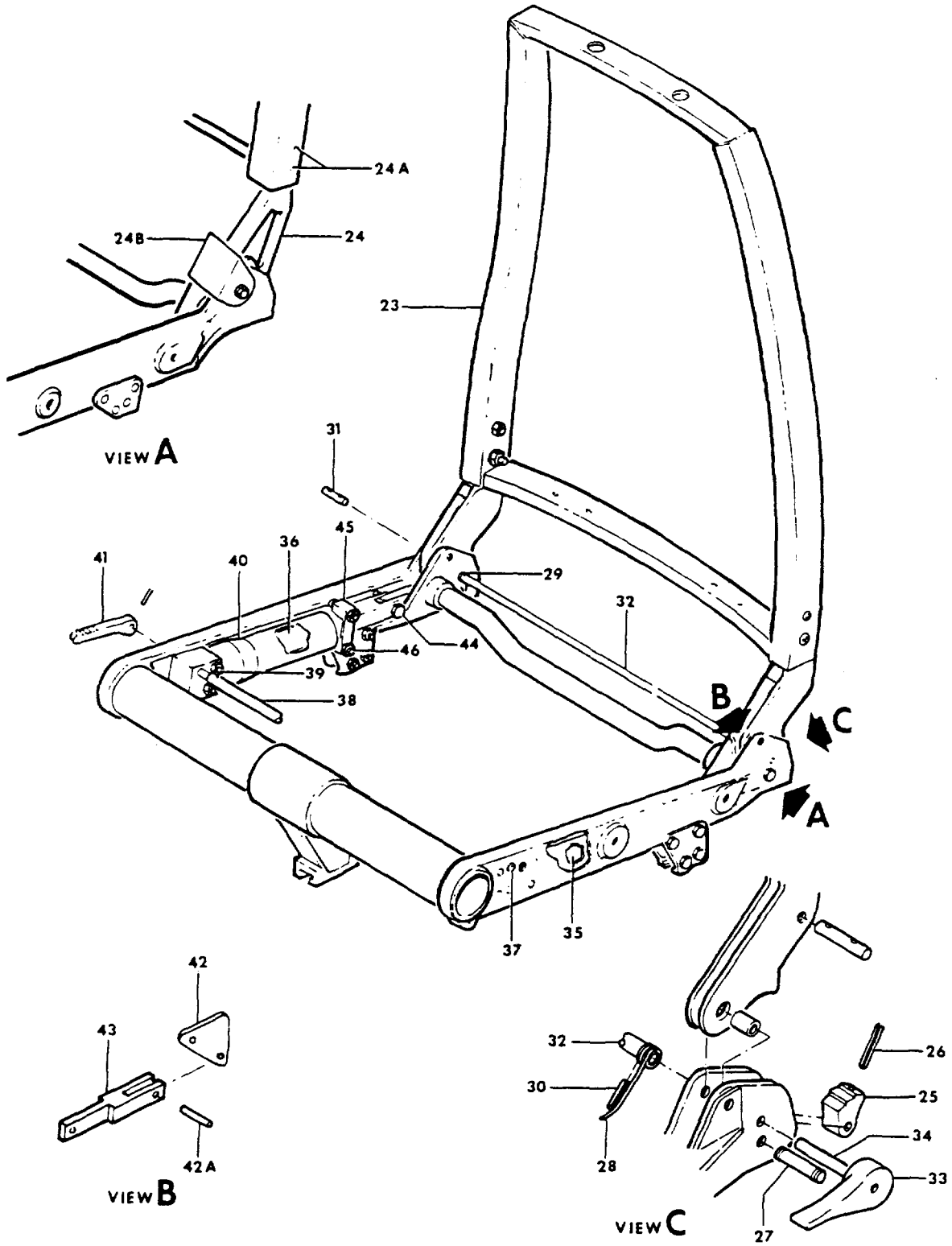


58-313-49

B E E C H C R A F T
B O N A N Z A V 3 5 B
I L L U S T R A T E D P A R T S C A T A L O G

FIG. & ITEM NO.	PART NO.	DESCRIPTION	UNITS PER ASSY	USABLE ON CODE
		1 2 3 4 5 6 7		
313C	106-530060-1	SEAT ASSY,PILOT/CAM ADJUSTING/	1	1
	106-530060-3	SEAT ASSY,COPILOT/CAM ADJUSTING/	1	1
	106-530060-5	SEAT ASSY,COPILOT/ROTON ADJUSTING/	1	1
	102-530087-1	. FRAME ASSY,PILOT/CAM ADJUSTING/	1	1
R	102-530087-29	. FRAME ASSY,COPILOT/CAM ADJUSTING/	1	3
R	102-530087-3	. FRAME ASSY,COPILOT/CAM ADJUSTING/	1	2
R	102-530087-31	. FRAME ASSY,COPILOT/ROTON ADJUSTING/	1	3
R	102-530087-15	. FRAME ASSY,COPILOT/ROTON ADJUSTING/	1	2
R	102-530087-29	. FRAME ASSY,COPILOT/CAM ADJUSTING/	1	3
R	102-530087-31	. FRAME ASSY,COPILOT/ROTON ADJUSTING/	1	3
	102-530087-17	. . FRAME ASSY,BOTTOM	1	1
- 1	102-530087-9	. . . WELD ASSY,BOTTOM FRONT.	1	1
- 2	96-534073-51	. . . HANDLE ASSY,SEAT ADJUST	1	1
- 3	36-530026-49	. . . PIN,LOCK ADJUSTING.	1	1
- 4	100943ZS027G	. . . SPRING,PIN RETAINING.	1	1
- 5	AN960-416L	. . . WASHER.	2	1
- 6	1/16X1/2 TYPE E	. . . PIN,DRIVELOK.	1	1
R	102-530087-27	. . . BUTTON,SLIDE.	1	1
- 7	36-530026-53	. . . WELD ASSY,PIN RELEASE	1	1
	MS171498	. . . PIN,ROLL.	2	
- 8	102-530087-19	. . . FOOT,SEAT	2	1
- 9	102-530087-20	. . . FOOT,SEAT	2	1
		/ATTACHING PARTS/		
- 10	AN3-14A	. . . BOLT.	2	
	AN960-10L	. . . WASHER.	2	
- 11	R MS20365-1032	. . . NUT	2	
- 12	AN3-14A	. . . BOLT.	2	
- 13	R 100801-4A-0190	. . . BUSHING	1	
- 14	R AN960-10L	. . . WASHER.	1	
	R AN960-10	. . . WASHER.	1	
- 15	118641	. . . ROLLER.	2	
- 16	R 100943ZA016J	. . . SPRING.	1	
- 17	R 100801A4-0190	. . . BUSHING	1	
- 18	R MS20365-1032	. . . NUT	2	
- 19	36-530025-27	. . . TUBE,SUPPORT.	1	1
		/ATTACHING PARTS/		
- 20	MS171565	. . . PIN,ROLL.	2	
- 21	60-530039-23	. . . FRAME,LH.	1	1
- 22	60-530039-24	. . . FRAME,RH.	1	1
	58-530026-59	. . . BACK ASSY,SEAT.	1	1
		/ATTACHING PARTS/		
R	NAS464P4A18	. . . BOLT.	2	2
R	NAS464PHA23	. . . BOLT.	2	3
R	100951X032VB	. . . WASHER/NEXT TO SCREW HEAD/.	2	1
R	102933D5ZM0290	. . . SPACER.	2	2
R	NAS43HTH-20	. . . SPACER.	2	3
R	AN960-416L	. . . WASHER.	2	1
R	22K2-048	. . . NUT,CAP	2	1
R	NAS464P4A23	. . . BOLT/COPILOT SEAT/.	2	3
R	NAS43HT4-20	. . . SPACER/COPILOT SEAT/.	2	3
R	AN960-416L	. . . WASHER/COPILOT SEAT/.	4	3

BEECHCRAFT
 BONANZA V35B
 ILLUSTRATED PARTS CATALOG

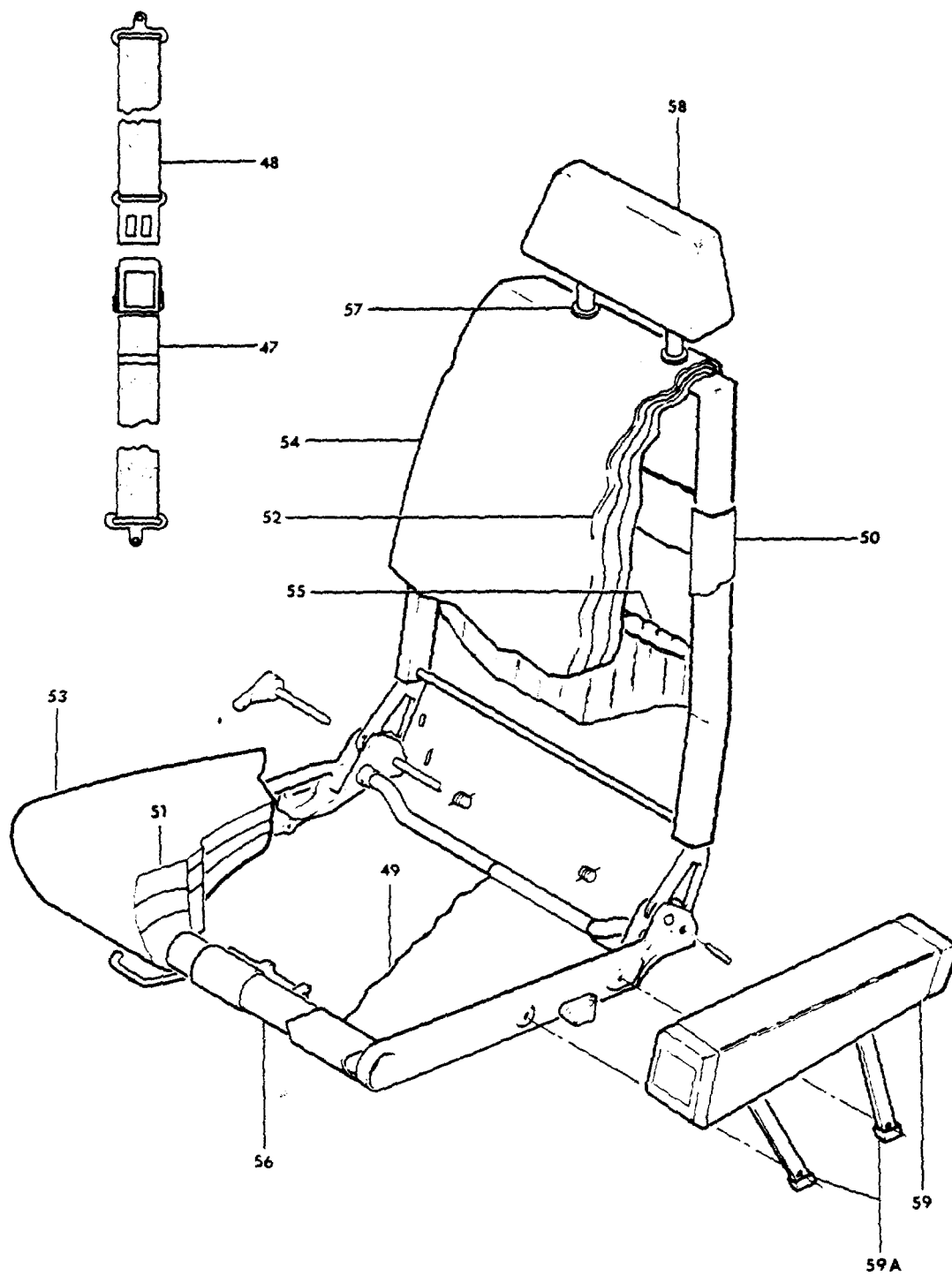


36-313-50

B E E C H C R A F T
BONANZA V35B
I L L U S T R A T E D P A R T S C A T A L O G

FIG. & INDEX NO.	PART NO.	1	2	3	4	5	6	7	DESCRIPTION	UNITS PER ASSY	USABLE ON CODE
313C - 23	58-530026-49	WELD ASSY, CHAIR BACK.	1	1
- 24	60-530040-5	ADAPTER	2	1
		/ATTACHING PARTS/		
- 24A	AN525-10R14	SCREW	2	
	AN960-10L	WASHER	2	
	130909N29	NUT	2	
	R 33-530045-1	RESTRAINT, COPILOT SEAT BACK LH.	1	3
- 24B R	33-530045-2	RESTRAINT, COPILOT SEAT BACK RH.	1	3
- 25	60-530043-7	CAM, CHAIR ADJUSTING	2	1
- 26	MS171508	PIN, ROLL/CAM RETAINING/	2	1
- 27	MS171652	PIN, ROLL/CAM STOP/	2	1
- 28	60-530046-1	SPRING, LH TORSION	1	1
- 29	60-530046-2	SPRING, RH TORSION	1	1
- 30	MS171499	PIN, ROLL/SPRING RETAINING/	2	1
- 31	60-530161-1	PIN, SEAT BACK ADJUSTER TUBE	1	1
- 32	60-530013-41	TUBE, CAM ADJUST	1	1
	58-530045-5	HANDLE ASSY, COPILOT SEAT	1	1
	58-530045-6	HANDLE ASSY, PILOT SEAT	1	1
- 33	58-530045-3	HANDLE, CAM ADJUSTING	1	1
- 34	58-530046-1	PIN, HANDLE/SEAT BACK ADJUST/	1	1
- 35	106-384001-1	ACTUATOR ASSY, COPILOT SEAT/LH ROTON/	1	1
- 36	106-384001-6	ACTUATOR ASSY, COPILOT SEAT/RH ROTON/	1	1
		/ATTACHING PARTS/		
- 37	MS27039-1-35	SCREW	4	
	AN960-10L	WASHER	2	
	130909N29	NUT	2	
- 38	101-530284-5	TUBE	1	1
- 39	MS171496	PIN	2	1
- 40	130906-TC-88073	TUBE, ACTUATOR COVER	2	1
- 41 R	60-530052-3	HANDLE ASSY, ACTUATOR/COPILOT SEAT/ROTON/	1	1
- 42	102-530097-1	PLATE, COPILOT SEAT/ROTON/	2	1
- 42A	102-530072-19	PIN	2	1
- 43	102-530080-3	LINK, COPILOT SEAT ACTUATOR/ROTON/	2	1
- 44	130909B36	BOLT	2	1
	AN960B416	WASHER	2	1
- 45	102-530074-5	GUIDE, COPILOT SEAT ACTUATOR/ROTON/	2	1
		/ATTACHING PARTS/		
- 46	MS27039-1-29	SCREW	2	
	AN960-10L	WASHER	2	
	MS43003-6	SPACER	2	
	MS21042L3	NUT	2	

BEECHCRAFT
BONANZA V35B
ILLUSTRATED PARTS CATALOG

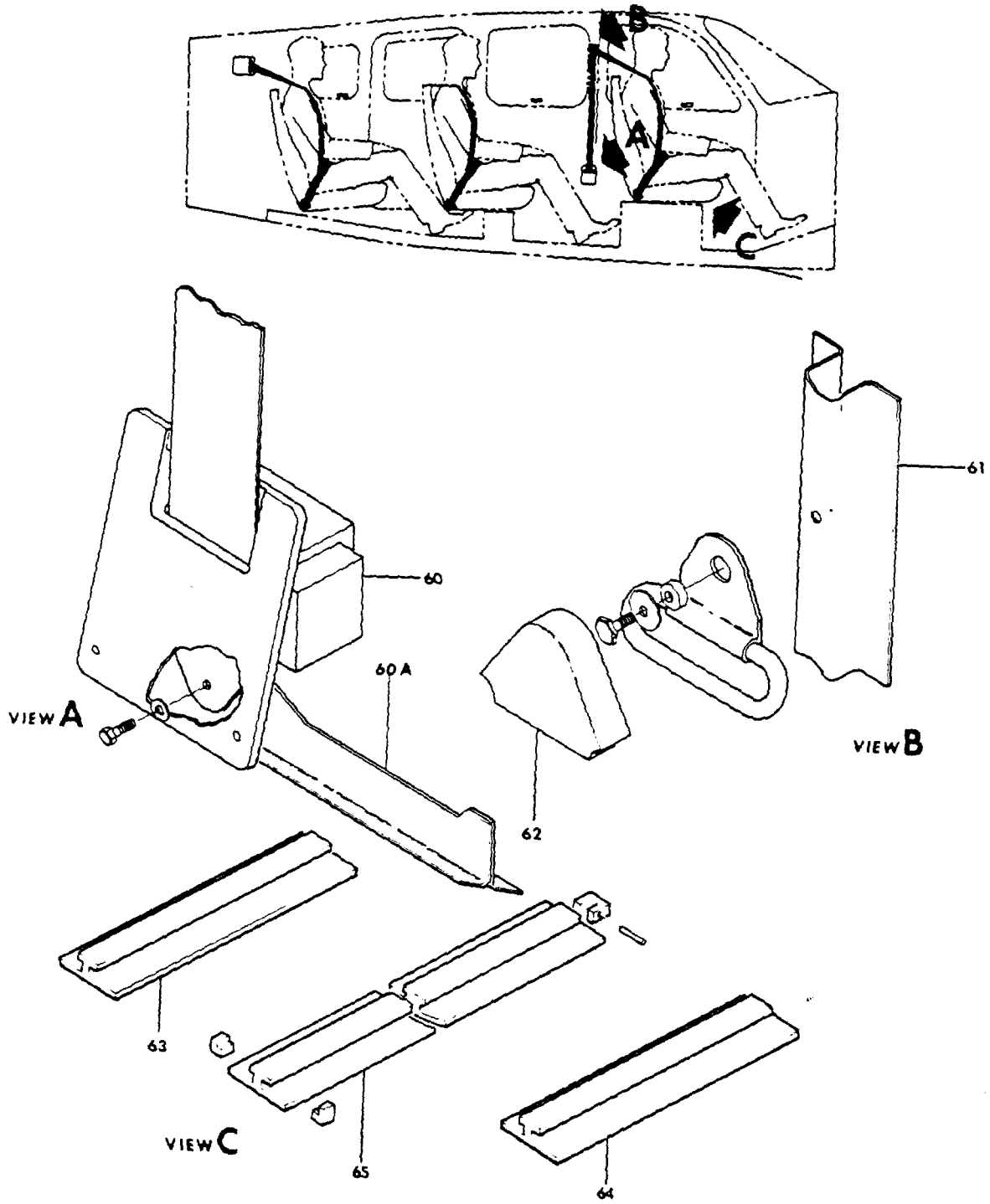


36-313-44

B E E C H C R A F T
B O N A N Z A V 3 5 B
I L L U S T R A T E D P A R T S C A T A L O G

FIG. & ITEM NO.	PART NO.	DESCRIPTION	UNITS PER ASSY	USABLE ON CODE
		1 2 3 4 5 6 7		
313C - 47	R 101-530604-1	. BELT ASSY, SEAT/BUCKLE/	1	1
- 48	R 101-530604-5	. BELT ASSY, SEAT/CONNECTOR/	1	1
- 49	102-530095-31	. SLING, SEAT BOTTOM	1	1
- 50	102-530095-33	. SLING, SEAT BACK	1	1
- 51	58-530185-1	. CUSHION, CHAIR BOTTOM.	1	1
- 52	102-530096-1	. CUSHION, CHAIR BACK.	1	1
- 53	106-530060-9	. COVER, CHAIR BOTTOM.	1	1
- 54	106-530060-7	. COVER, CHAIR BACK.	1	1
- 55	101-530294-15	. POCKET ASSY	1	1
		/ATTACHING PARTS/		
	NAS384-8-20P	. SCREW	2	
	NAS391-8P	. WASHER.	2	
	NAS43DD3-48	. SPACER.	2	
		-----*		
	101-530294-19	. DOUBLER, SEAT BACK POCKET.	2	1
- 56	130569	. PLATE, SEAT IDENTIFICATION	1	1
		/ATTACHING PARTS/		
	AN535-2-4	. SCREW	2	
		-----*		
- 57	131354-1	. MOLDING, SEAT BACK/ALTERNATE FOR 131354-3/	2	1
	131354-3	. MOLDING, SEAT BACK/ALTERNATE FOR 131354-1/	2	1
	131345	. SPRING.	2	1
- 58	106-530064-3	. HEADREST ASSY	1	1
	106-530064-7 PAD ASSY.	1	1
	106-530064-9 COVER ASSY.	1	1
- 59	R 106-530063-1	. ARMREST ASSY/PILOT & COPILOT SEAT/.	1	1
		/SEE FIG. 327A/ /ATTACHING PARTS/		
	AN24-27A	. BOLT.	2	
	105739SYD1400	. BUSHING	2	
	50-534547-25	. WASHER.	2	
	42ND8-048	. NUT	2	
	60-530139-133	. SPACER.	2	
		-----*		
- 59A	99-530073-15	. COVER, ARMREST LEG	2	1

SEECHRAFT
BONANZA V35B
ILLUSTRATED PARTS CATALOG



36-313-45

B E E C H C R A F T
B O N A N Z A V 3 5 B
I L L U S T R A T E D P A R T S C A T A L O G

FIG. & ITEM NO.	PART NO.	DESCRIPTION							UNITS PER ASSY	USABLE ON CODE	
		1	2	3	4	5	6	7			
313C	R 58-530224-1	HARNES INSTL, SHOULDER/PILOT & COPILOT SEAT/							NP	1	
	R 58-530226-1	. REEL INSTL, INERTIA/PILOT & COPILOT/							NP	1	
	- 60	R 58-380071-13	. . REEL ASSY, INERTIAL/SPARES FOR -3, -7 & -11/ /ATTACHING PARTS/							1	1
		R AN5-5A	. . BOLT/PILOT/							2	
		R AN960-516	. . WASHER							2	
		R AN4-6A	. . BOLT/COPILOT/							2	
		R AN970-4	. . WASHER/COPILOT/							2	
		R 100696-5-ZN-004	. . BUSHING/COPILOT/							2	
		R MS21042-L4	. . NUT/COPILOT/							2	
		R 102-530052-5	. . ESCUTCHEON /ATTACHING PARTS/							2	1
	R NAS384-8-8P	. . SCREW							12		
	R 58-430014-3	. . BRACKET INSTL, SHOULDER/PILOT/							NP	1	
	R 58-530014-4	. . BRACKET INSTL, SHOULDER/COPILOT/							NP	1	
- 60A	R 58-530014-7	. . . BRACKET ASSY/PILOT/							1	1	
	R 58-530014-8	. . . BRACKET ASSY/COPILOT/							1	1	
- 61	R 58-530233-1	. . BRACKET ASSY/PILOT/							1	1	
	R 58-530299-1 472677	. . BRACKET ASSY/COPILOT/ WEB GUIDE, SHOULDER HARNES /ATTACHING PARTS/							1	1	
	R 130909840	. BOLT/PILOT/							2		
	R 130909838	. BOLT/COPILOT/							2		
	R 100951X060YA	. WASHER/PILOT & COPILOT/							2		
	R 58-530246-1	. SPACER/PILOT/							1		
	R 58-530246-3	. SPACER/COPILOT/							1		
- 62	R 500794-5	. COVER, PILOT							1	1	
	R 106-530122-1	. COVER, COPILOT							1	1	
- 63	002-430021-45	TRACK, FRONT SEAT OUTSIDE							2	1	
- 64	002-430021-63	TRACK, FRONT SEAT INSIDE							2	1	
- 65	002-430021-61	TRACK, FRONT SEAT CENTER							2	1	

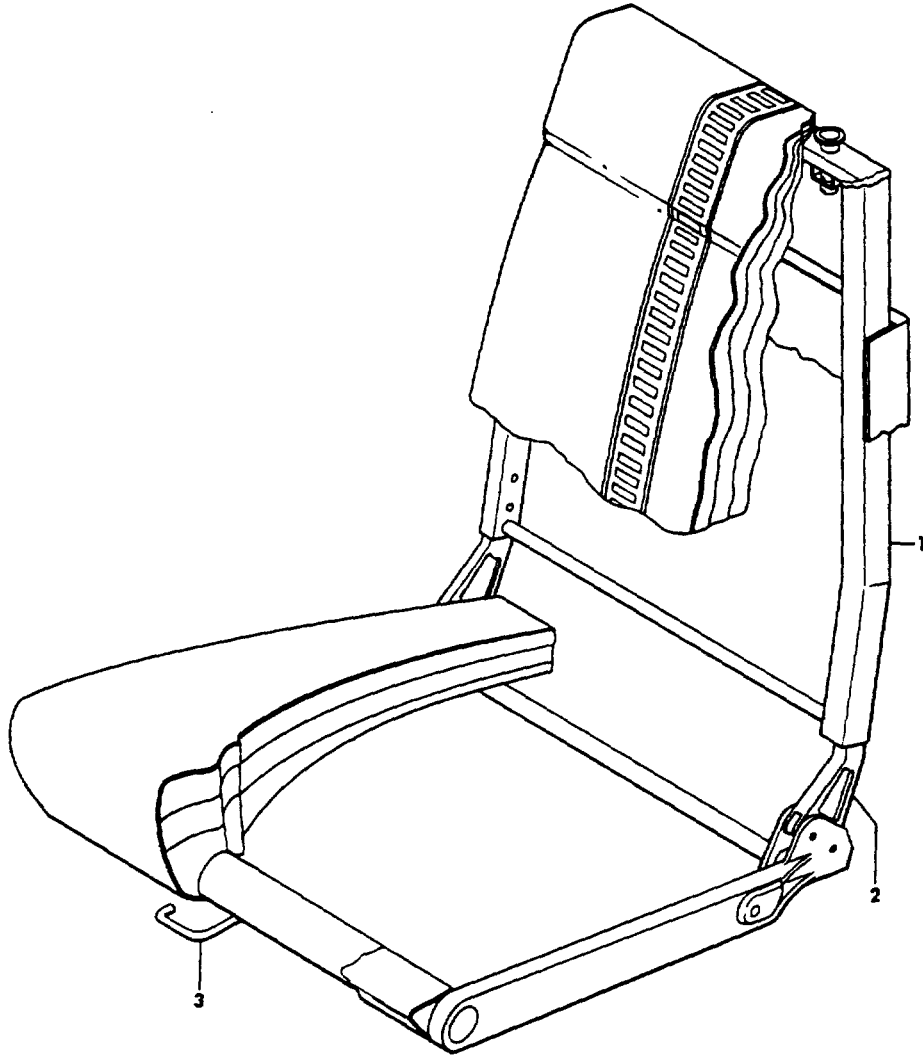
C O D E S O F E F F E C T I V I T Y

- | | | | |
|---|-------------------------------|---|----------------------------------|
| 1 | D-10348,
D-10353 AND AFTER | 2 | D-10348,
D-10353 THRU D-10356 |
| 3 | D-10357 AND AFTER | | |

BEECHCRAFT
BONANZA V35B
ILLUSTRATED PARTS CATALOG

FIGURE 314
PASSENGER SEATS
D-9069 THRU D-9861

BEECHCRAFT
BONANZA V35B
ILLUSTRATED PARTS CATALOG

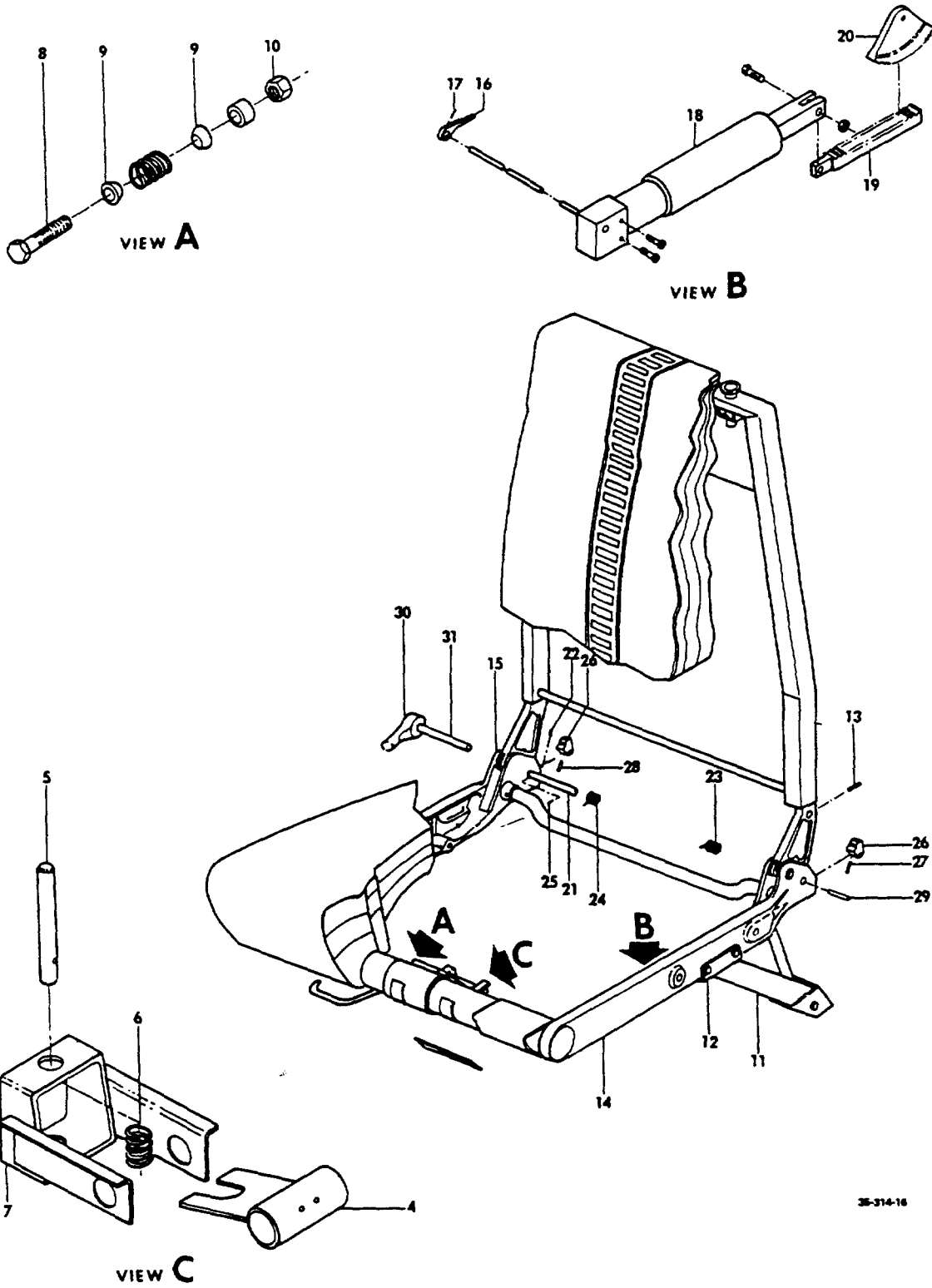


35-314-15

B E E C H C R A F T
BONANZA V358
I L L U S T R A T E D P A R T S C A T A L O G

FIG. & ITEM NO.	PART NO.	DESCRIPTION	UNITS PER ASSY	USABLE ON CODE
		1 2 3 4 5 6 7		
314	58-530040-3	SEATING INSTALLATION /STANDARD/	NP	1
		/CAM ADJUSTABLE/		
	58-530118-1	SEATING INSTALLATION /STANDARD/	NP	2
		/CAM ADJUSTABLE/		
	58-530182-1	SEATING INSTALLATION /STANDARD/	NP	4
		/CAM ADJUSTABLE/		
R	58-530182-5	SEATING INSTALLATION /STANDARD/	NP	7
		/CAM ADJUSTABLE/		
	96-534071-3	SEATING INSTALLATION /OPTIONAL/	NP	1
		/ROTON ADJUSTABLE/		
	58-530118-7	SEATING INSTALLATION /3 FULL RECLINING/	NP	2
	58-530182-7	SEATING INSTALLATION /3 FULL RECLINING/	NP	4
	35-534449-27	. CHAIR ASSY, LH PASSENGER UPHOLSTERED	1	1
		/CAM ADJUSTABLE/		
	58-530108-15	. CHAIR ASSY, LH PASSENGER UPHOLSTERED	1	2
		/CAM ADJUSTABLE/		
	58-530184-13	. CHAIR ASSY, LH PASSENGER UPHOLSTERED	1	4
		/CAM ADJUSTABLE/		
	35-534449-29	. CHAIR ASSY, RH PASSENGER UPHOLSTERED	1	1
		/CAM ADJUSTABLE/		
	58-530108-17	. CHAIR ASSY, RH PASSENGER UPHOLSTERED	1	2
		/CAM ADJUSTABLE/		
	58-530184-23	. CHAIR ASSY, RH PASSENGER UPHOLSTERED	1	4
		/CAM ADJUSTABLE/		
	35-534449-21	. CHAIR ASSY, LH PASSENGER UPHOLSTERED	1	1
		/ROTON ADJUSTABLE/		
	58-530108-29	. CHAIR ASSY, LH PASSENGER UPHOLSTERED	1	2
		/ROTON ADJUSTABLE/		
	58-530184-15	. CHAIR ASSY, LH PASSENGER UPHOLSTERED	1	4
		/ROTON ADJUSTABLE/		
	35-534449-25	. CHAIR ASSY, RH PASSENGER UPHOLSTERED	1	1
		/ROTON ADJUSTABLE/		
	58-530108-31	. CHAIR ASSY, RH PASSENGER UPHOLSTERED	1	2
		/ROTON ADJUSTABLE/		
	58-530184-25	. CHAIR ASSY, RH PASSENGER UPHOLSTERED	1	4
		/ROTON ADJUSTABLE/		
	96-534074-43	. . . FRAME ASSY, LH /CAM ADJUSTABLE/	1	5
	96-534137-5	. . . FRAME ASSY, LH /CAM ADJUSTABLE/	1	4
	96-534074-45	. . . FRAME ASSY, RH /CAM ADJUSTABLE/	1	5
	96-534137-7	. . . FRAME ASSY, RH /CAM ADJUSTABLE/	1	4
	96-534074-1	. . . FRAME ASSY, LH /ROTON ADJUSTABLE/	1	5
	96-534137-1	. . . FRAME ASSY, LH /ROTON ADJUSTABLE/	1	4
	96-534074-3	. . . FRAME ASSY, RH /ROTON ADJUSTABLE/	1	5
	96-534137-3	. . . FRAME ASSY, RH /ROTON ADJUSTABLE/	1	4
	58-530026-1	. . . BACK ASSY, SEAT	2	5
	58-530026-39	. . . BACK ASSY, SEAT	2	4
		/ATTACHING PARTS/		
	NAS221-24	. . . SCREW	2	
	100951X032WF	. . . WASHER /NEXT TO HEAD/	2	
	102933D4ZM0190	. . . SPACER	2	
	AN960-10L	. . . WASHER	2	
	22K2-02	. . . NUT, CAP	2	
- 1	58-530026-5 WELD ASSY, SEAT BACK	1	5
	58-530026-49 WELD ASSY, SEAT BACK	1	4
- 2	60-530040-1 ADAPTER	2	6
		/ATTACHING PARTS/		
	AN525-10R14 SCREW	4	
	AN960-10L WASHER	4	
	130909N29 NUT	4	
- 3	96-534074-23 HANDLE, LH PASSANGER CHAIR WELDED	1	6
	96-534074-19 HANDLE, RH PASSENGER CHAIR WELDED	1	6
R	42ND8-048 NUT	4	4

BEECHCRAFT
 BONANZA V358
 ILLUSTRATED PARTS CATALOG

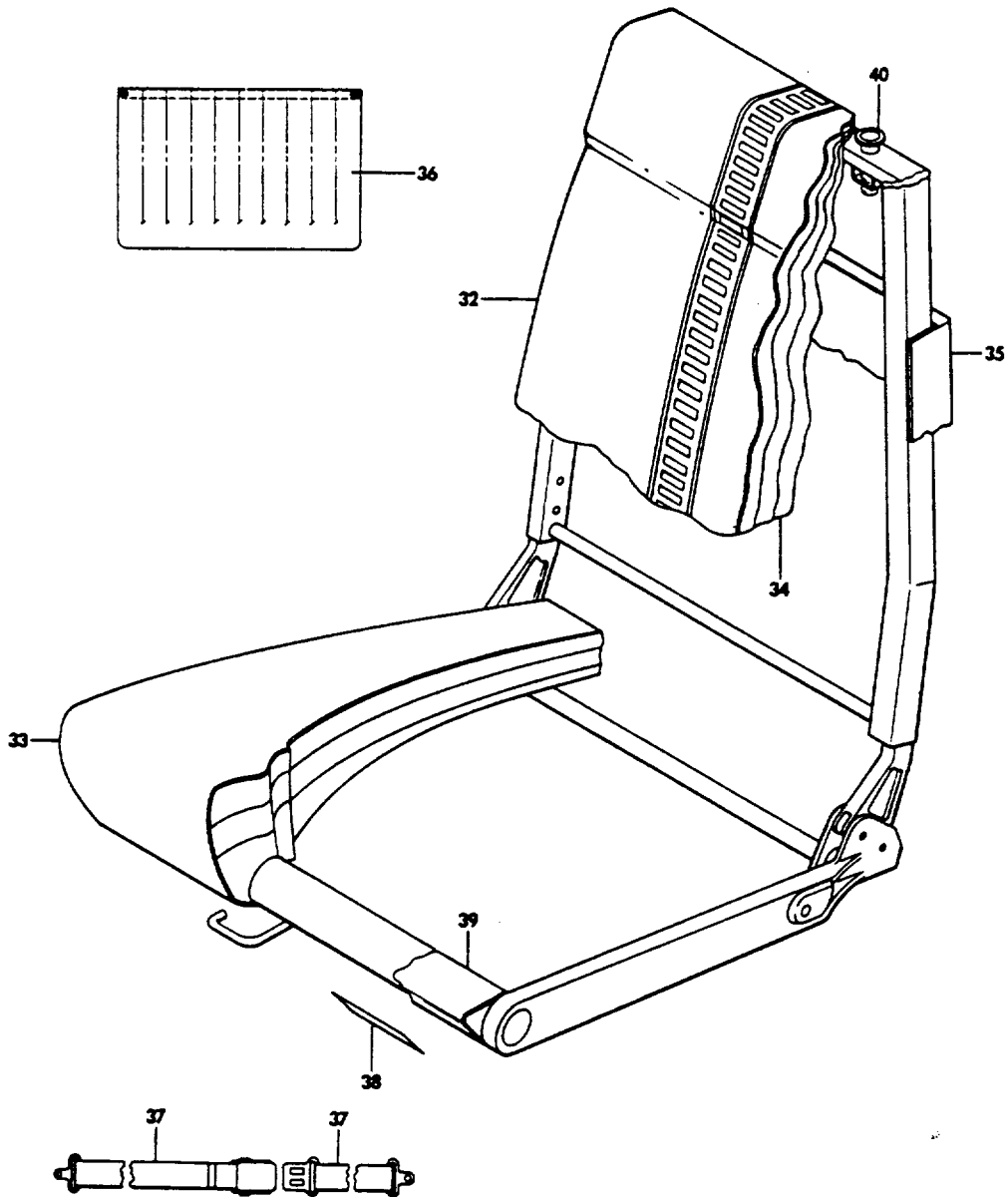


35-314-16

B E E C H C R A F T
B O N A N Z A V 3 5 8
I L L U S T R A T E D P A R T S C A T A L O G

FIG. & ITEM NO.	PART NO.	1	2	3	4	5	6	7	DESCRIPTION	UNITS PER ASSY	USABLE ON CODE
314 - 4	60-530013-11	WELD ASSY	1	5
	36-530026-53	WELD ASSY	1	4
	MS171498	/ATTACHING PARTS/ PIN,ROLL.	2	
	96-534074-11	FRAME ASSY,SEAT BOTTOM.	1	5
	96-534137-11	FRAME ASSY,SEAT BOTTOM.	1	4
- 5	36-530025-15	PIN	1	6
- 6	100943ZS027G	PIN,ROLL.	1	6
	1/16 X 1/2	PIN,ROLL /TYPE E/	1	6
	AN960-416L	WASHER.	2	6
- 7	96-534073-15	WELD ASSY,FRONT LEG	1	6
- 8	AN3-14A/M/	BOLT.	3	6
	AN960-10L	WASHER.	6	6
- 9	118641	ROLLER.	6	6
	100943ZA016J	SPRING.	3	6
	102933D4ZJ0190	SPACER.	3	6
- 10	130909N29	NUT	3	6
- 11	96-534074-21	WELD ASSY,REAR LEG.	1	5
	96-534137-13	WELD ASSY,REAR LEG.	1	4
- 12	AN3-14A/M/	BOLT.	4	
	AN960-10L	WASHER.	4	
	130909N29	NUT	4	
- 13	MS171535	PIN,ROLL.	2	
- 14	60-530039-13	FRAME,LH SIDE	1	6
- 15	60-530039-14	FRAME,RH SIDE	1	6
- 16	60-530052-3	HANDLE /ROTON ADJUSTING ONLY/	1	5
	R 102-530111-1	HANDLE,ROTON ADJ/USE WITH 58-530184-25/	1	4
- 17	MS171498	PIN	1	6
- 18	60-530051-1	ACTUATOR ASSY /ROTON ADJUSTING/ /ATTACHING PARTS/	1	6
	NAS221-29	SCREW	2	
	AN960-10L	WASHER.	2	
	130909N29	NUT	2	
	100951D0125XV	SPACER.	2	6
- 19	60-530054-1	RACK ASSY,GEAR /ROTON ADJUSTING ONLY/	1	6
	130909B36	/ATTACHING PARTS/ BOLT.	1	
- 20	60-530041-1	GEAR /ROTON ADJUSTING ONLY/	1	6
	NAS221-26	SCREW	2	6
	100951X032VB	SPACER /NEXT TO HEAD/	2	6
	102933D4ZM0190	SPACER.	2	6
	AN960-416L	WASHER.	2	6
	22K2-048	NUT,CAP	2	6
	96-534073-9	SUPPORT INSTL,LH BACK/CAM ADJUSTING ONLY/	NP	6
	96-534073-10	SUPPORT INSTL,RH BACK/CAM ADJUSTING ONLY/	NP	6
- 21	60-530013-41	TUBE	1	6
- 22	60-530044	PIN,INBD.	1	6
- 23	60-530046-1	SPRING,LH	1	6
- 24	60-530046-2	SPRING,RH	1	6
- 25	MS171499	PIN,SPRING RETAINING.	2	6
- 26	60-530043-3	CAM	2	6
- 27	MS171536	PIN,LH.	1	6
- 28	MS171539	PIN	1	6
- 29	60-530045	PIN,OUTBD	1	6
	58-530045-1	HANDLE ASSY,LH.	1	6
	58-530045-2	HANDLE ASSY,RH.	1	6
- 30	58-530045-3	HANDLE.	1	6
- 31	58-530046-1	PIN,HANDLE.	1	6

BEECHCRAFT
BONANZA V35B
ILLUSTRATED PARTS CATALOG

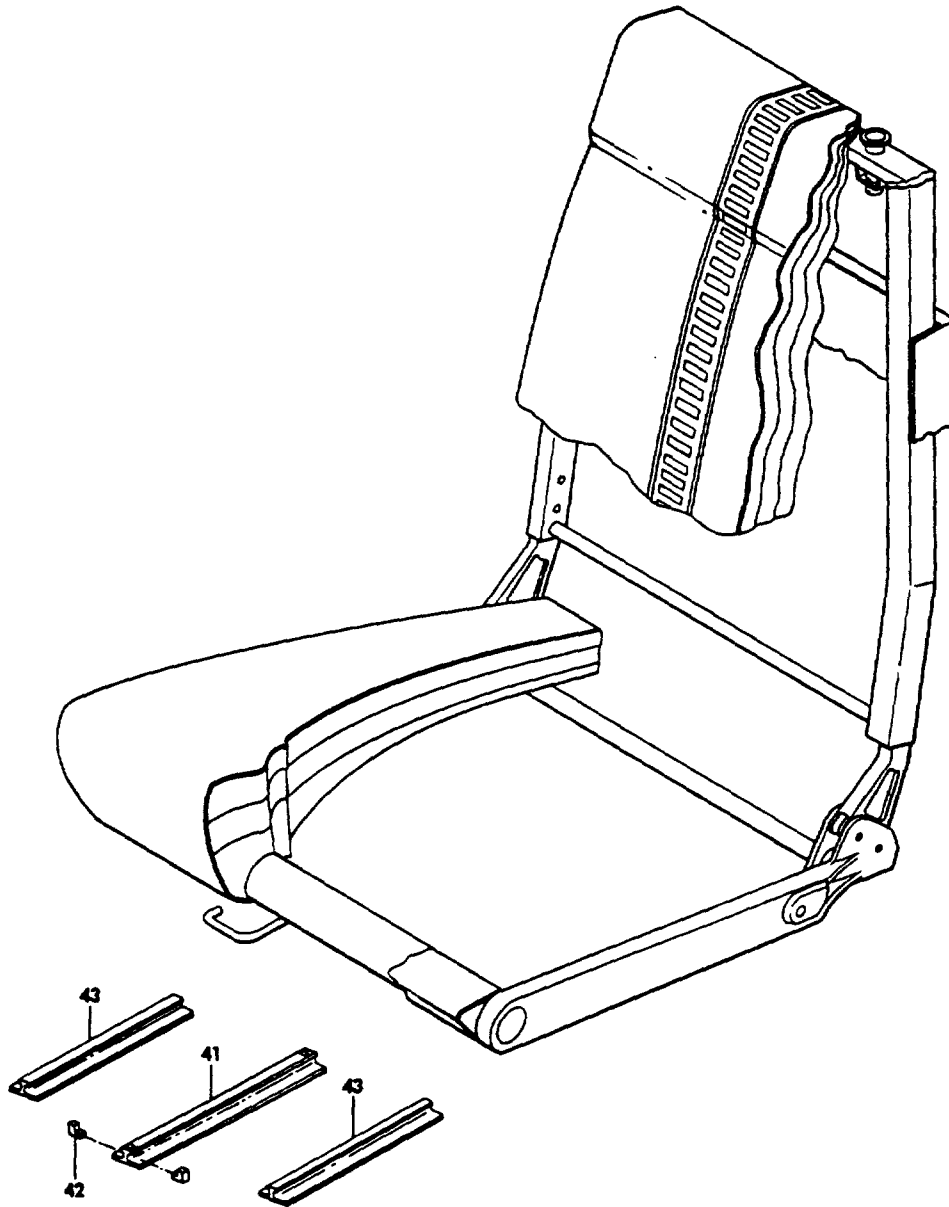


35-314-17

B E E C H C R A F T
B O N A Z Z A V 3 5 B
I L L U S T R A T E D P A R T S C A T A L O G

FIG. & ITEM NO.	PART NO.	1	2	3	4	5	6	7	DESCRIPTION	UNITS PER ASSY	USABLE ON CODE
314 - 32	35-534449-47	COVER ASSY,SEAT BACK TOP.	1	1
	58-530108-45	COVER ASSY,SEAT BACK TOP.	1	2
- 33	58-530108-39	COVER ASSY,SEAT BACK TOP.	1	4
	35-534449-37	COVER ASSY,SEAT CUSHION BOTTOM.	1	1
	58-530108-43	COVER ASSY,SEAT CUSHION BOTTOM.	1	2
	58-530184-37	COVER ASSY,SEAT CUSHION BOTTOM.	1	4
	58-530080-1	CUSHION ASSY,SEAT BACK.	1	2
	58-530186-1	CUSHION ASSY,SEAT BACK.	1	4
	58-530082-1	CUSHION ASSY,SEAT BOTTOM.	1	2
	58-530185-1	CUSHION ASSY,SEAT BACK.	1	4
- 34	35-534449-39	PAD,BACK.	1	1
	58-530072-1	CUSHION ASSY,SEAT BOTTOM.	1	1
	58-530072-3	CUSHION ASSY,SEAT BOTTOM.	1	1
	35-534449-43	SHELL ASSY,LH /CAM ADJUSTING/	1	1
	58-530108-47	SHELL ASSY,LH /CAM ADJUSTING/	1	2
	58-530184-51	SHELL ASSY,LH /CAM ADJUSTING/	1	4
	35-534449-44	SHELL ASSY,RH /CAM ADJUSTING/	1	1
	58-530108-48	SHELL ASSY,RH /CAM ADJUSTING/	1	2
	58-530184-52	SHELL ASSY,RH /CAM ADJUSTING/	1	4
	35-534449-41	SHELL ASSY /ROTON ADJUSTING/ /LH & RH/	1	1
	58-530108-49	SHELL ASSY /ROTON ADJUSTING/ /LH & RH/	1	2
	58-530184-53	SHELL ASSY /ROTON ADJUSTING/ /LH & RH/	1	4
	NAS387-6-10P	SCREW	6	
	NAS391-6P	WASHER.	6	
- 35	35-534453-3	SHELL,LH /CAM ADJUSTING/	1	6
	35-534453-4	SHELL,RH /CAM ADJUSTING/	1	6
- 36	35-534453-1	SHELL /ROTON ADJUSTING/ /LH & RH/	1	6
	35-534449-51	POCKET ASSY	1	1
	58-530108-51	POCKET ASSY	2	2
	58-530184-55	POCKET ASSY	2	4
	NAS387-632-10P	SCREW	2	
	NAS391-6P	WASHER.	2	
	MS21042L06	NUT	2	
- 37	R 331713IC-19-32	BELT ASSY,SAFETY.	1	6
- 38	130569	PLATE,SEAT IDENTIFICATION	1	6
	PK65A4-5	SCREW	2	
- 39	36-530023-17	EXTENSION	1	6
	AN530-6R5	SCREW	10	
- 40	130010-3	MOULDING,HEADREST INSERT.	2	6
	60-530139-1	ARMREST INSTL,LH /CAM & ROTON CHAIRS/	NP	1
	60-530139-119	ARMREST INSTL,LH /CAM & ROTON CHAIRS/	NP	3	
	60-530139-2	ARMREST INSTL,RH /CAM & ROTON CHAIRS/	NP	1	
	35-534452-1	HEADREST ASSY /SEE FIG.324/	2	1
	58-530120-1	HEADREST ASSY /SEE FIG.324/	2	3

BEECHCRAFT
BONANZA V35B
ILLUSTRATED PARTS CATALOG



35-314-10

B E E C H C R A F T
B O N A N Z A V 3 5 B
I L L U S T R A T E D P A R T S C A T A L O G

FIG. & ITEM NO.	PART NO.	DESCRIPTION							UNITS PER ASSY	USABLE ON CODE	
		1	2	3	4	5	6	7			
314	58-530041-27	COVER,RH SEAT BOTTOM /GREEN TENT CLOTH/							1	1	
	58-530041-28	COVER,LH SEAT BOTTOM /GREEN TENT CLOTH/							1	1	
	58-530041-23	COVER,PILOT & COPILOT SEAT /GREEN TENT CLOTH/							2	3	
	58-530041-25	COVER,SEAT BACK /GREEN TENT CLOTH/							2	6	
	- 41	95-420016-39	TRACK ASSY,PASSENGER SEAT /3 & 4 PLACE/							2	2
		002-430021-47	TRACK ASSY,PASSENGER SEAT /3 & 4 PLACE/ /ATTACHING PARTS/							2	4
		AN525-1032R8	SCREW							6	
		AN509-1032	SCREW							4	
		130909N29	NUT							4	
		MK2000-1032	NUTPLATE							2	
	K1000-1032	NUTPLATE							2		
	AN960-10	WASHER							4		
	95-420016-37	. TRACK,PASSENGER CENTER SEAT							1	2	
	002-430021-49	. TRACK,PASSENGER CENTER SEAT							1	4	
- 42	414-180657-3	. STOP,SEAT TRACK							4	2	
	002-430013-31	. STOP,SEAT TRACK /ATTACHING PARTS/							4	4	
	MS27039-1-20	. SCREW							1		
	MS21042L3	. NUT							1		
	33-534051-3	. STOP							2	4	
	LA35-R1.030	. PIN							2	4	
- 43	95-420015-145	TRACK,PASSENGER REAR SEAT /INBD & OUTBD/ /LH & RH/							4	6	
	002-430021-39	TRACK,PASSENGER REAR SEAT /INBD & OUTBD/ /LH & RH/ /ATTACHING PARTS/							4	4	
	MS27039-1-10	SCREW							10		
	SL213-3-1	NUT,CLIP							10		

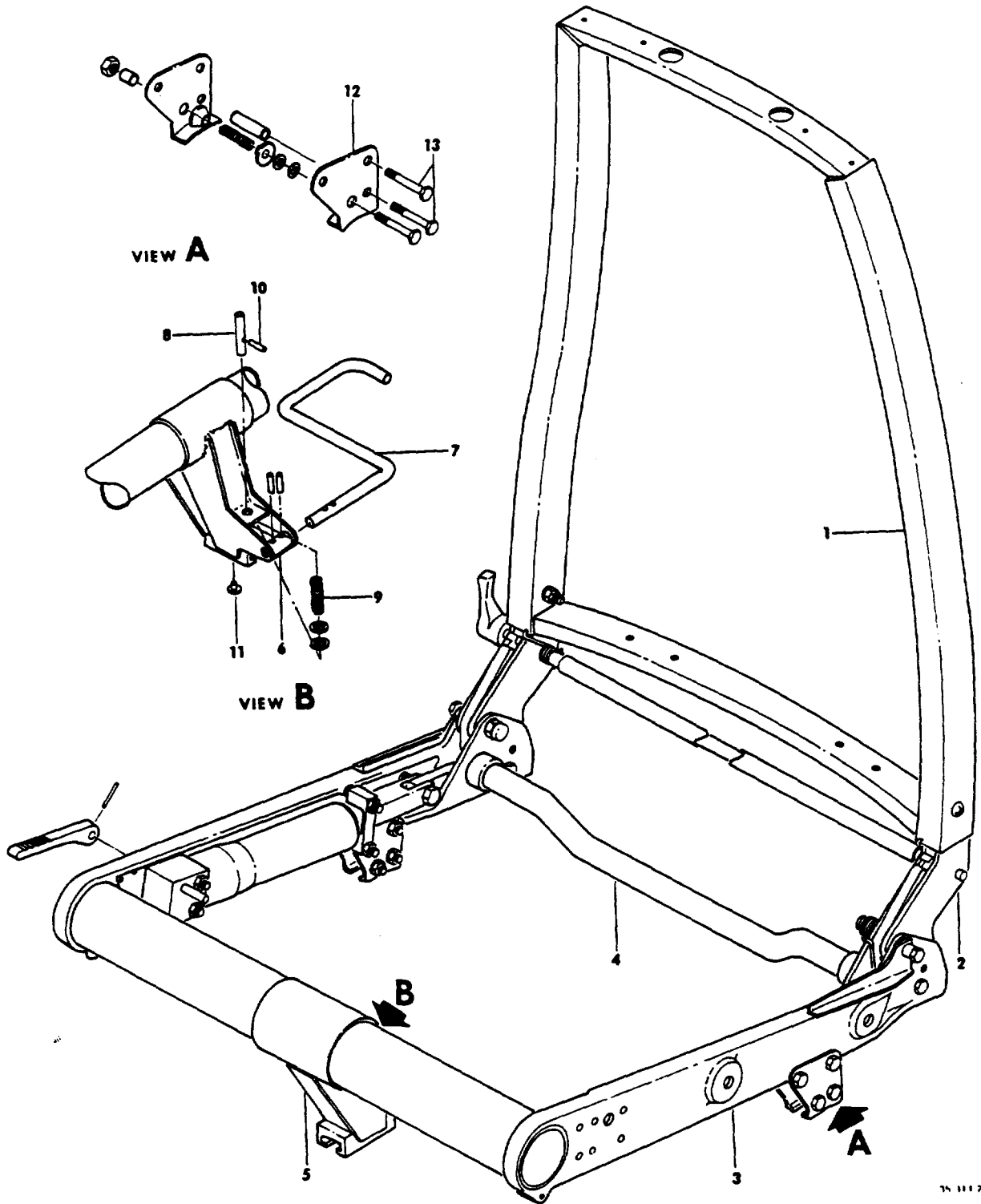
C O D E S O F E F F E C T I V I T Y

1	D-9069 THRU D-9286	2	D-9287 THRU D-9537
3	D-9287 THRU D-9861	4	D-9538 THRU D-9861
5	D-9069 THRU D-9537	6	D-9069 THRU D-9861
7	D-9815 THRU D-9861		

BEECHCRAFT
BONANZA V358
ILLUSTRATED PARTS CATALOG

FIGURE 314A
PASSENGER SEATS/ROTOR ADJUSTABLE/
D-9862 THRU D-10352, EXCEPT D-10348

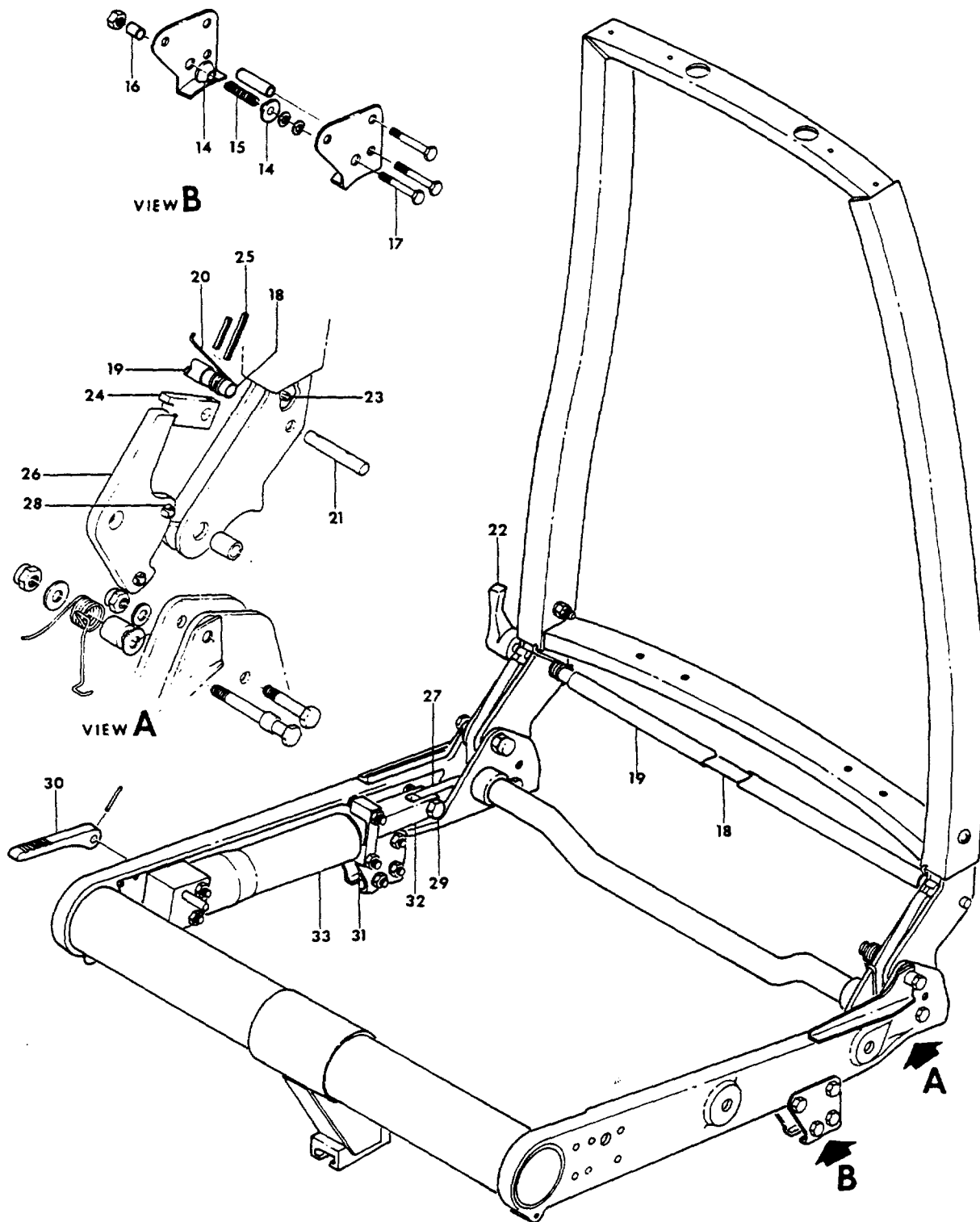
BEECHCRAFT
BONANZA V35B
ILLUSTRATED PARTS CATALOG



B E E C H C R A F T
B O N A N Z A V 3 5 B
I L L U S T R A T E D P A R T S C A T A L O G

FIG. & ITEM NO.	PART NO.	DESCRIPTION	1	2	3	4	5	6	7	UNITS PER ASSY	USABLE ON CODE	
314A	58-530182-15	SEATING INSTL, ROTON ADJUSTABLE.	NP	2	
	102-530099-5	SEATING INSTL, ROTON ADJUSTABLE.	NP	3	
	102-530094-5	. SEAT ASSY, LH FWD FACING	1	1	
	102-530094-7	. SEAT ASSY, RH FWD FACING	1	1	
	R 102-530072-5	. . FRAME ASSY, LH	1	5	
	R 102-530072-31	. . FRAME ASSY, LH	1	4	
	R 102-530072-6	. . FRAME ASSY, RH	1	5	
	R 102-530072-32	. . FRAME ASSY, RH	1	4	
	102-530068-1	. . . BACK ASSY, SEAT	1	1	
		/ATTACHING PARTS/										
	R NAS464P4A29	. . . BOLT	1	5	
	102933D5ZR0430	. . . SPACER	1		
	R 102-530086-3	. . . SPRING, LH SEAT	1		
	R 102-530086-4	. . . SPRING, RH SEAT	1		
	R 100951X040ZZ	. . . SPACER/ONE EACH SIDE OF SPRING/	2	5	
	102933D5ZM0290	. . . SPACER	2		
	102-530072-21	. . . SPACER	2		
	R 102933D5ZR0578	. . . SPACER	1		
	NAS464P4A19	. . . BOLT	1		
	AN9600416	. . . WASHER	1		
	22K2-048	. . . CAPNUT	2		
	R 101-530472-2	. . . BRACKET, LH	1	4	
	R 101-530472-3	. . . BRACKET, RH	1	4	
		/ATTACHING PARTS/										
	R NAS464P4A14	. . . BOLT	2		
	R AN9600416	. . . WASHER	4		
	R 22K2048	. . . NUT	2		
	- 1	102-530068-3 WELD ASSY, SEAT BACK	1	1	
	- 2	102-530082-1 SUPPORT ASSY, LH	1	1	
		102-530082-2 SUPPORT ASSY, RH	1	1	
			/ATTACHING PARTS/									
		MS27039-1-21 SCREW	2		
		AN960010 WASHER	2		
		MS21083N3 NUT	2		
	R 102-530071-1 FRAME ASSY, SEAT BOTTOM	1	5	
	R 102-530071-9 FRAME ASSY, SEAT BOTTOM	1	4	
	- 3	60-530039-23 FRAME, LH SIDE	1	1	
		60-530039-24 FRAME, RH SIDE	1	1	
	- 4	36-530025-27 TUBE, SUPPORT	1	1	
			/ATTACHING PARTS/									
	R MS171565 PIN, ROLL	2		
	- 5	102-530071-7 LEG ASSY/REPL 102-530071-3/	1	1	
	- 6	36-530026-53 WELD ASSY	1	1	
			/ATTACHING PARTS/									
		MS171498 PIN, ROLL	2		
- 7	96-534074-23 HANDLE	1	1		
- 8	36-530026-49 PIN, LOCK	1	1		
- 9	100943ZS027G SPRING	1	1		
- 10	1/16X1/2 TYPE E PIN	1	1		
	R 42ND8-048 SPLINE NUT	2	1		
	AN960-416L WASHER	2	1		
- 11	R 102-530087-27 BUTTON	1	1		
- 12	R 36-530026-9 FOOT, LH	2	5		
	R 102-530071-11 FOOT, LH	2	4		
	R 36-530026-10 FOOT, RH	2	5		
	R 102-530071-12 FOOT, RH	2	4		
		/ATTACHING PARTS/										
- 13	AN3-14A BOLT	6			
	R AN960-10L WASHER	3			
	R AN960-10 WASHER	3			
	R MS20365-1032 NUT	3			
	102933D4ZJ1000 SPACER	2			

BEECHCRAFT
 BONANZA V35B
 ILLUSTRATED PARTS CATALOG

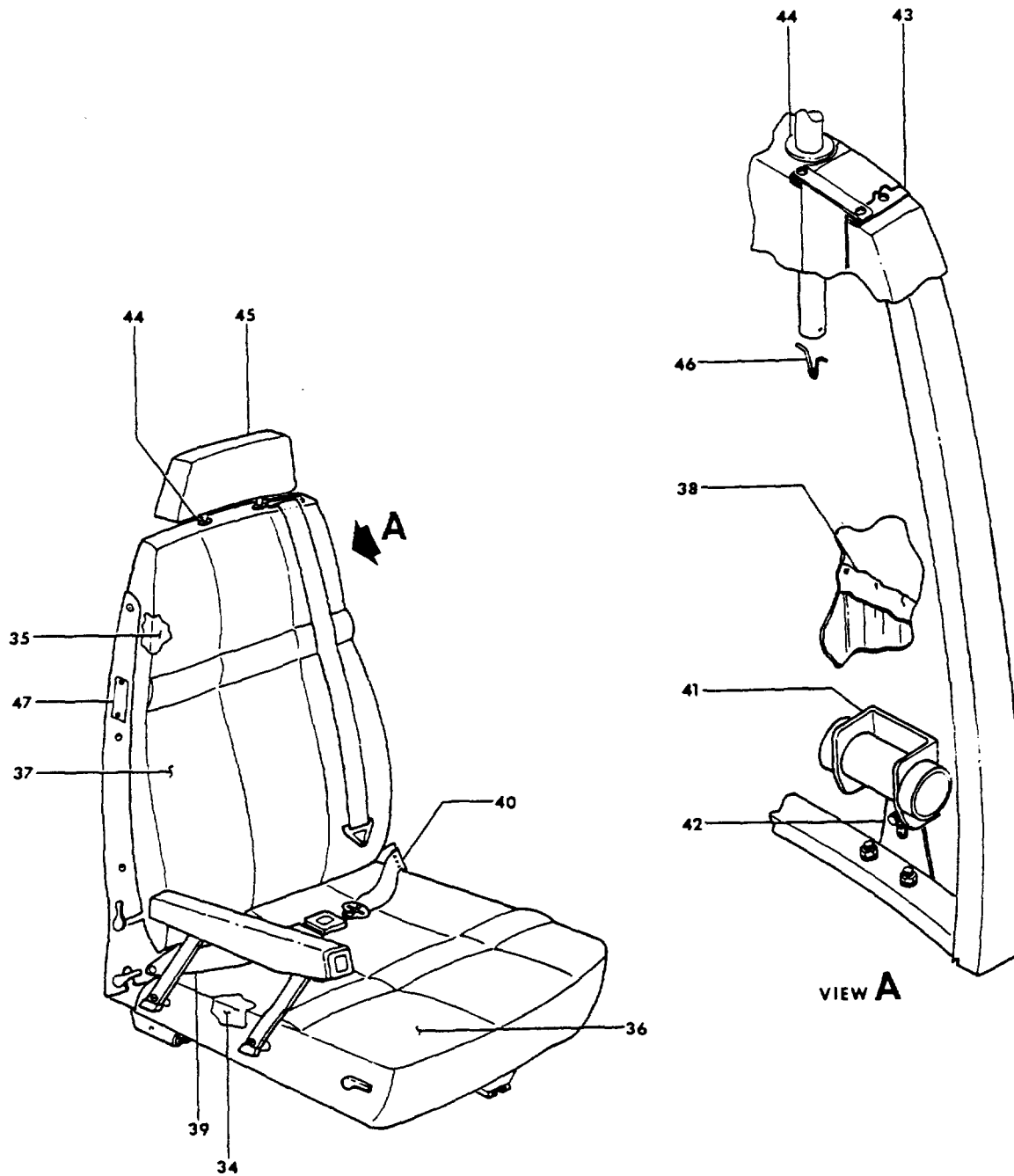


35-314-27

B E E C H C R A F T
B O N A N Z A V 3 5 B
I L L U S T R A T E D P A R T S C A T A L O G

FIG. & ITEM NO.	PART NO.	1	2	3	4	5	6	7	DESCRIPTION	UNITS PER ASSY	USABLE ON CODE
314A	- 14	118641	ROLLER	4	1
	- 15	100943ZA016J	SPRING	2	1
	- 16	100801A40190	BUSHING	2	1
								/ATTACHING PARTS/			
	- 17	AN3-14A	BOLT	2	
		AN960-10L	WASHER	4	
		130909N29	NUT	2	
	- 18	R 102-530072-15	TUBE,TORQUE/AFT/	1	1
		R 101-530284-7	TUBE,TORQUE/FWD/	1	4
									/ATTACHING PARTS/		
		R MS171496	PIN,ROLL	2	4
	- 19	R 102-530109-1	SHIELD,LOCKING MECHANISM/SEAT BACK/	1	1
	- 20	60-530046-3	SPRING,LH	1	1
		60-530046-4	SPRING,RH	1	1
	- 21	R 60-530161-1	PIN,OUTBD SIDE	2	1
									/ATTACHING PARTS/		
		MS171499	PIN,ROLL	1	
	- 22	58-530045-8	HANDLE ASSY,LH SEAT	1	1
		58-530045-7	HANDLE ASSY,RH SEAT	1	1
									/ATTACHING PARTS/		
		MS171499	PIN,ROLL	1	
	- 23	MS171557	PIN,ROLL	2	1
	- 24	102-530081-1	CAM	2	1
									/ATTACHING PARTS/		
	- 25	MS171504	PIN,ROLL	2	
	- 26	102-530075-1	STOP	2	1
									/ATTACHING PARTS/		
		NAS464P4A14	BOLT	2	
		AN960D416	WASHER	2	
		22K2-048	NUT	2	
	- 27	R 102-530081-1	LINK,ACTUATOR	1	5
		R 102-530081-1	LINK,ACTUATOR	2	4
									/ATTACHING PARTS/		
	- 28	R 102-530072-19	PIN	1	5
		R 102-530072-19	PIN	2	4
	- 29	130909B36	BOLT	1	
		AN960D416	WASHER	1	
	- 30	R 102-530111-1	HANDLE ASSY,ACTUATOR	1	1
									/ATTACHING PARTS/		
		R MS171498	PIN,ROLL	1	5
	- 31	R 102-530074-1	GUIDE,ACTUATOR	1	5
		R 102-530074-5	GUIDE,ACTUATOR	2	4
									/ATTACHING PARTS/		
		R MS27039-1-29	SCREW	1	5
		R MS27039-1-30	SCREW	2	4
		AN960-10L	WASHER	2	
		MS21042L3	NUT	2	
		R NAS43DD3-6	SPACER	2	4
	- 32	R 36-380064-1	ACTUATOR ASSY,ROTON	1	5
		R 106-384001-5	ACTUATOR ASSY,3RD SEAT/LH ROTON/	1	4
		R 106-384001-2	ACTUATOR ASSY,3RD SEAT/RH ROTON/	1	4
		R 106-384001-1	ACTUATOR ASSY,4TH SEAT/LH ROTON/	1	4
		R 106-384001-6	ACTUATOR ASSY,4TH SEAT/RH ROTON/	1	4
									/ATTACHING PARTS/		
		R MS27039-1-29	SCREW	2	5
		R MS27039-1-35	SCREW	4	4
		AN960-10L	WASHER	2	
		MS21042L3	NUT	2	
	- 33	R 130906TCBC065	TUBE,ACTUATOR COVER	1	5
		R 130906TCB8073	TUBE,ACTUATOR COVER	2	4

BEECHCRAFT
BONANZA V35B
ILLUSTRATED PARTS CATALOG



35-314-28

FIGURE 314A. PASSENGER SEATS/ROTON ADJUSTABLE/
/SHEET 3 OF 3 SHEETS/

B E E C H C R A F T
B O N A N Z A V 3 5 B
I L L U S T R A T E D P A R T S C A T A L O G

FIG. & ITEM NO.	PART NO.	1	2	3	4	5	6	7	DESCRIPTION	UNITS PER ASSY	USABLE ON CODE
314A	R 130569	PLACARD, SEAT IDENTIFICATION	1	1
	R 102-530077-23	SLING, SEAT BACK	1	1
	R 102-530095-31	SLING, SEAT BOTTOM	1	1
- 34	58-530185-1	CUSHION, SEAT BOTTOM	1	1
- 35	101-530303-7	CUSHION, SEAT BACK	1	1
- 36	102-530095-19	COVER ASSY, SEAT BOTTOM	1	1
- 37	102-530094-9	COVER ASSY, SEAT BACK	1	1
- 38	101-530294-15	POCKET ASSY	1	1
									/ATTACHING PARTS/		
	R NAS384-8-20P	SCREW	2	
	R NAS391-8P	WASHER	2	
	R NAS43DD3-48	SPACER	2	
- 39	R 58-530219-1	BELT ASSY, SAFETY	1	1
- 40	R 58-530219-5	BELT ASSY, SAFETY	1	1
- 41	58-380G71-1	INERTIA REEL, SHOULDER HARNESS	1	1
									/ATTACHING PARTS/		
	AN5-5A	BOLT	1	
	AN960-516	WASHER	1	
	R MS21042-5	NUT	1	4
- 42	R 102-530069-1	BRACKET ASSY, INERTIA REEL	1	5
	R 102-530069-3	BRACKET ASSY, INERTIA REEL	1	4
									/ATTACHING PARTS/		
	MS27039-1-16	SCREW	2	
	AN960-10L	WASHER	2	
	MS21042L3	NUT	2	
- 43	106-530028-1	BRACKET, LH SEAT	1	1
	106-530028-2	BRACKET, RH SEAT	1	1
									/ATTACHING PARTS/		
	OHS8SM240S25GY	SCREW	2	
- 44	R 131354-1	MOULDING, HEADREST/ALTN PART FOR 131354-3/	2	1
	R 131354-3	MOULDING, HEADREST/ALTN PART FOR 131354-1/	2	1
- 45	58-530120-33	HEADREST ASSY/SEE FIGURE 324/	1	1
- 46	131345	SPRING, SNAP	2	1
	60-530139-119	ARMREST INSTL/SEE FIGURE 327/	NP	1
	101-530305-3	COVER, SEAT BACK	1	1
- 47	102-530106-1	PLATE, INSTR/LOCKING SEAT BACK	1	
	002-430041-13	TRACK INSTL, SEAT	NP	1
	002-430021-57	TRACK/CENTER/	2	1
	002-430021-59	TRACK/LH, RH/	4	1
	002-430013-31	STOP	12	1
	33-534051	STOP	2	1
									/ATTACHING PARTS/		
	LA3SR1.030	PIN	2	
	MS27039-1-20	SCREW	6	
	MS24694S50	SCREW	36	
	AN960PD10L	WASHER	24	
	MS21042L3	NUT	30	

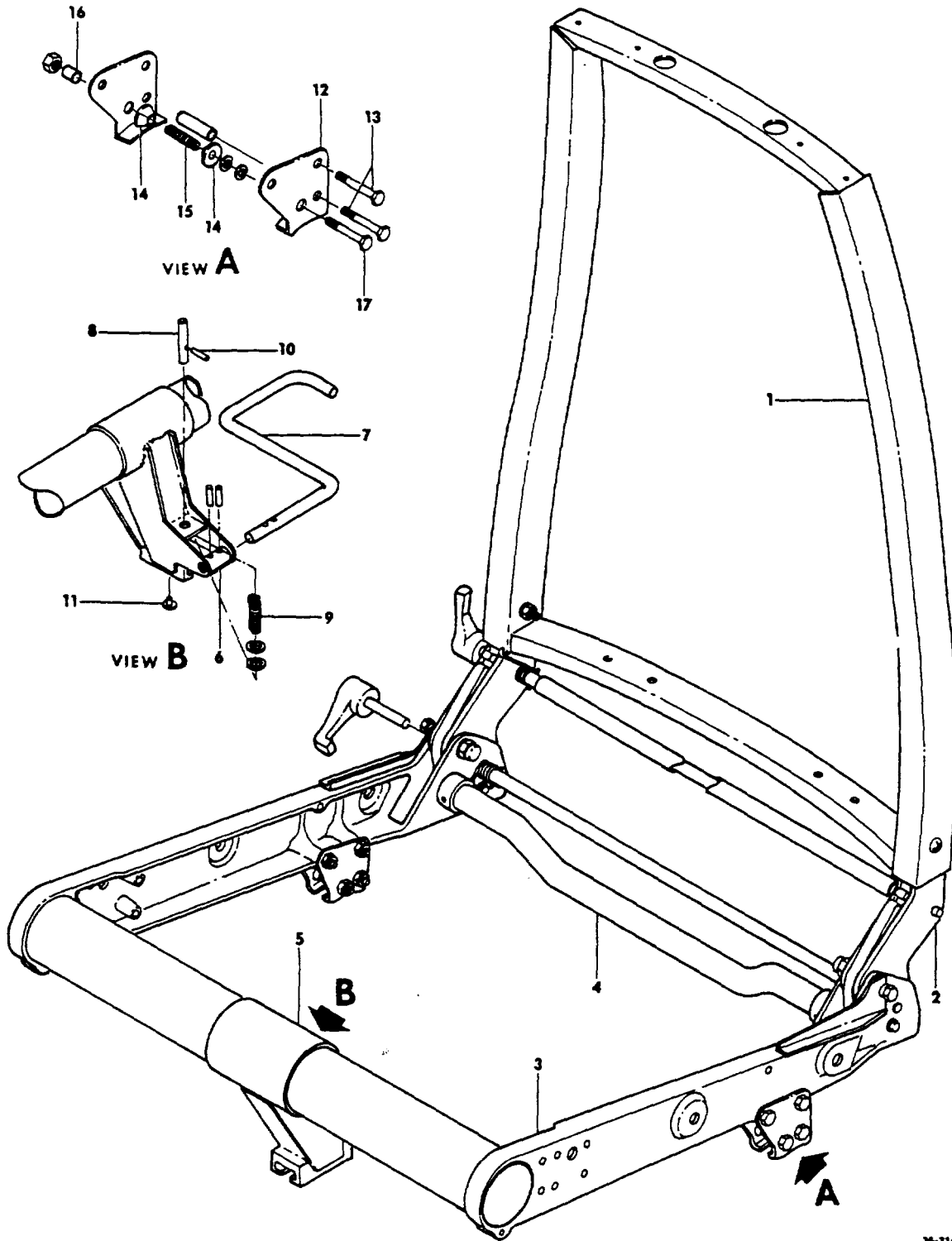
C O D E S O F E F F E C T I V I T Y

- 1 D-9862 THRU D-10352, 2 D-9862 THRU D-9954
EXCEPT D-10348
- 3 D-9955 THRU D-10347, 4 D-10275 THRU D-10347
D-10349 THRU D-10352 D-10349 THRU D-10352
- 5 D-9862 THRU D-10274

BEECHCRAFT
BONANZA V35B
ILLUSTRATED PARTS CATALOG

FIGURE 3148
PASSENGER SEATS/CAM ADJUSTABLE/
D-9862 THRU D-10352, EXCEPT D-10348

BEECHCRAFT
BONANZA V35B
ILLUSTRATED PARTS CATALOG

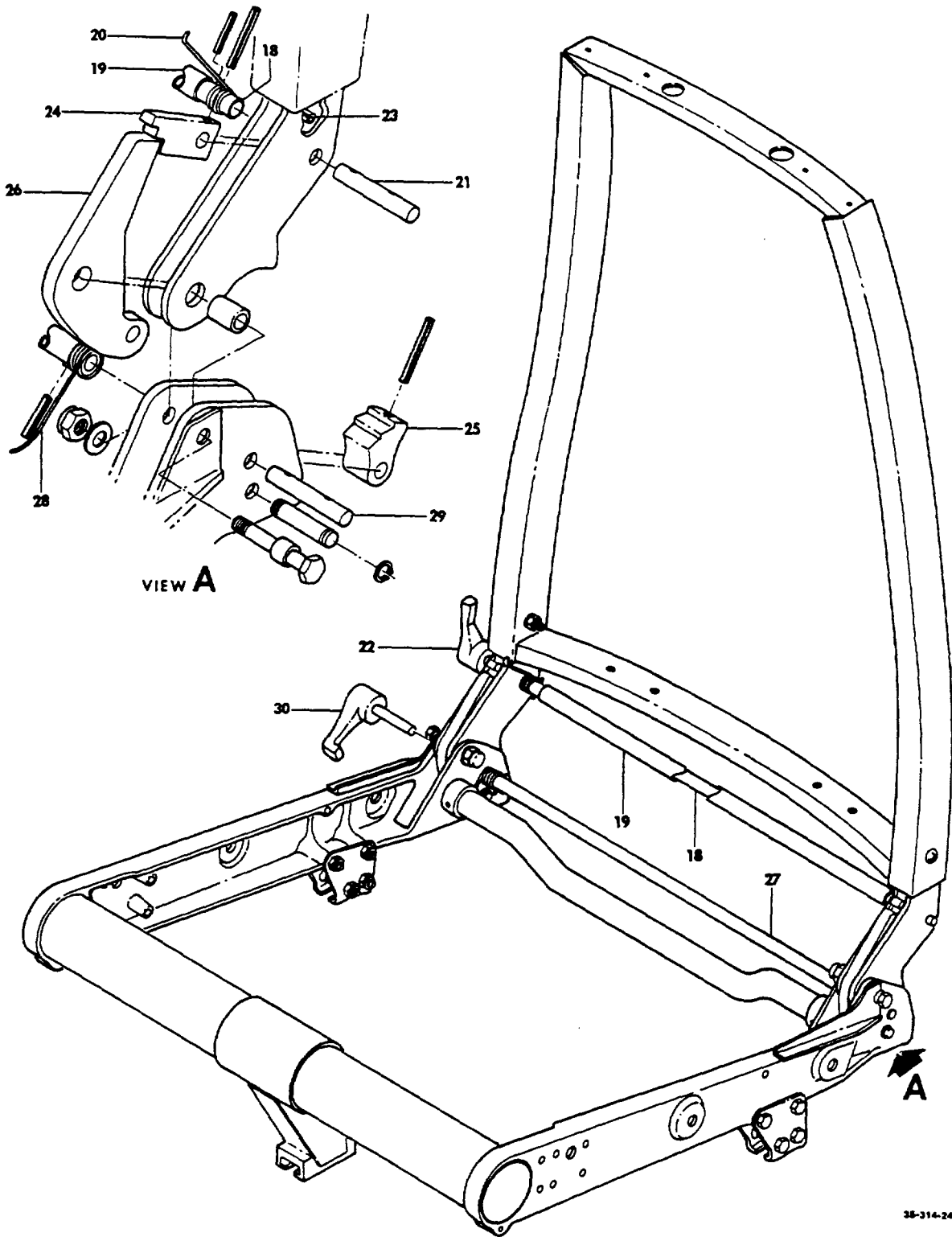


26-314-23

B E E C H C R A F T
B O N A N Z A V 3 5 B
I L L U S T R A T E D P A R T S C A T A L O G

FIG. & ITEM NO.	PART NO.	DESCRIPTION							UNITS PER ASSY	USABLE ON CODE
		1	2	3	4	5	6	7		
314B	58-530182-13	SEATING INSTL,CAM ADJUSTABLE.	NP	2
	102-530099-1	SEATING INSTL,CAM ADJUSTABLE.	NP	3
	R 102-530077-9	. SEAT ASSY,LH FWD FACING	1	2
	R 102-530094-3	. SEAT ASSY,LH FWD FACING	1	3
	R 102-530077-11	. SEAT ASSY,RH FWD FACING	1	2
	R 102-530094-1	. SEAT ASSY,RH FWD FACING	1	3
	102-530072-1	. FRAME ASSY,LH SEAT /FWD FACING/	1	1
	102-530072-2	. FRAME ASSY,RH SEAT/FWD FACING/	1	1
	R 102-530068-13	. . . BACK ASSY,SEAT.	1	1
		/ATTACHING PARTS/								
	NAS464P4A29	. . . BOLT.	2	
	102933D5ZR0430	. . . SPACER.	2	
	102-530072-21	. . . SPACER.	2	
	100951X040ZZ	. . . WASHER.	2	
	22K2-048	. . . CAPNUT.	2	
- 1	102-530068-3	. . . WELD ASSY,SEAT BACK	1	1
- 2	R 102-530082-15	. . . SUPPORT ASSY,LH	1	1
	R 102-530082-16	. . . SUPPORT ASSY,RH	1	1
		/ATTACHING PARTS/								
	MS27039-1-21	. . . SCREW	2	
	AN960D10	. . . WASHER.	2	
	MS21083N3	. . . NUT	2	
	R 102-530071-9	. . . FRAME ASSY,BOTTOM	1	1
- 3	60-530039-23	. . . FRAME ASSY,LH SIDE.	1	1
	60-530039-24	. . . FRAME ASSY,RH SIDE.	1	1
	R 42N08-048	. . . SPLINE NUT.	2	
- 4	36-530025-27	. . . TUBE SUPPORT.	1	1
		/ATTACHING PARTS/								
	R MS171565	. . . PIN	2	
	R 102-530071-3	. . . LEG ASSY.	2	5
- 5	R 102-530071-7	. . . LEG ASSY.	1	4
- 6	36-530026-53	. . . WELD ASSY	1	1
		/ATTACHING PARTS/								
	MS171498	. . . PIN	2	
- 7	96-534074-23	. . . HANDLE.	1	1
- 8	36-530026-49	. . . PIN,LOCK.	1	1
- 9	100943ZS027G	. . . SPRING.	1	1
- 10	1/16X1/28TYPE E	. . . PIN	1	1
	AN960-416L	. . . WASHER/EACH SIDE OF PIN/	2	1
- 11	R 36-530026-27	. . . BUTTON.	1	1
- 12	R 36-530026-9	. . . FOOT,LH	2	4
	R 102-530071-11	. . . FOOT,LH	2	5
	R 36-530026-10	. . . FOOT,RH	2	4
	R 102-530071-12	. . . FOOT,RH	2	5
		/ATTACHING PARTS/								
- 13	AN3-14A	. . . BOLT.	6	
	R AN960-10L	. . . WASHER.	4	
	R AN960-10	. . . WASHER.	2	
	R MS20365-1032	. . . NUT	6	
	102933D4ZJ1000	. . . SPACER.	2	
- 14	118641	. . . ROLLER.	4	1
- 15	100943ZA016J	. . . SPRING.	2	1
- 16	R 10080144-0190	. . . BUSHING	2	1
		/ATTACHING PARTS/								
- 17	AN3-14A	. . . BOLT.	2	
	AN960-10L	. . . WASHER.	4	
	R MS20365-1032	. . . NUT	2	

BEECHCRAFT
BOJANZA V35B
ILLUSTRATED PARTS CATALOG

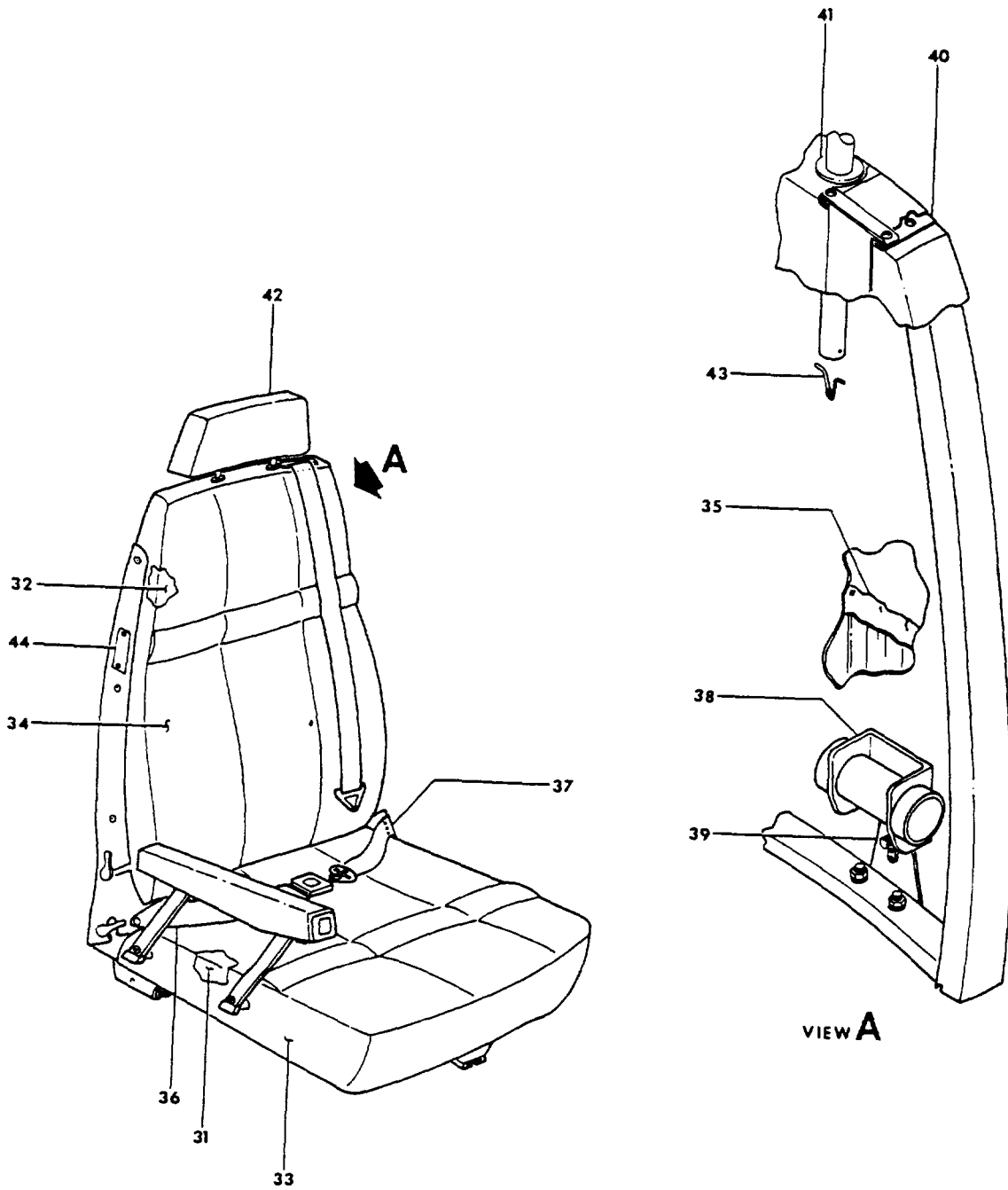


38-314-24

B E E C H C R A F T
B O N A N Z A V 3 5 B
I L L U S T R A T E D P A R T S C A T A L O G

FIG. & ITEM NO.	PART NO.	1	2	3	4	5	6	7	DESCRIPTION	UNITS PER ASSY	USABLE ON CODE
3148 - 18	102-530072-15	.	.	.	TUBE		1	1
- 19	R 102-530334-1	.	.	.	PROTECTIVE SHIELD		1	1
- 20	60-530046-3	.	.	.	SPRING, LH		1	1
	60-530046-4	.	.	.	SPRING, RH		1	1
- 21	60-530161-1	.	.	.	PIN, OUTBD SIDE		1	1
	MS171499	.	.	.	/ATTACHING PARTS/ PIN, ROLL		1	
- 22	58-530045-8	.	.	.	HANDLE ASSY, LH SEAT		1	1
	58-530045-7	.	.	.	HANDLE ASSY, RH SEAT		1	1
	MS171499	.	.	.	/ATTACHING PARTS/ PIN ROLL		1	
- 23	MS171557	.	.	.	PIN ROLL		2	1
- 24	R 102-530081-3	.	.	.	CAM		2	1
	MS171504	.	.	.	/ATTACHING PARTS/ PIN, ROLL		2	
- 25	60-530043-7	.	.	.	CAM		2	1
	MS171504	.	.	.	/ATTACHING PARTS/ PIN ROLL		2	
- 26	102-530076-1	.	.	.	STOP		2	1
	R NAS464P4A14	.	.	.	/ATTACHING PARTS/ BOLT		2	
	R 102-530072-21	.	.	.	SPACER		2	
	AN960D416	.	.	.	WASHER		2	
	22K2-048	.	.	.	NUT		2	
- 27	60-530013-41	.	.	.	TUBE		1	1
- 28	60-530046-1	.	.	.	SPRING, LH		1	1
	60-530046-2	.	.	.	SPRING, RH		1	1
- 29	60-530161-1	.	.	.	PIN, OUTBD SIDE		1	1
	MS171499	.	.	.	/ATTACHING PARTS/ PIN ROLL		1	
- 30	58-530045-13	.	.	.	HANDLE ASSY, LH SEAT		1	1
	R 58-530045-14	.	.	.	HANDLE ASSY, RH SEAT		1	1
	MS171499	.	.	.	/ATTACHING PARTS/ PIN, ROLL		1	
	130569	.	.	.	PLACARD, SEAT IDENTIFICATION		1	1
	AN535-2-4	.	.	.	/ATTACHING PARTS/ SCREW		2	
	102-530077-23	.	.	.	SLING, SEAT BACK		1	1
	R 58-530184-63	.	.	.	SLING, SEAT BOTTOM		1	2
	R 102-530095-31	.	.	.	SLING, SEAT BOTTOM		1	3

BEECHCRAFT
BONANZA V35B
ILLUSTRATED PARTS CATALOG

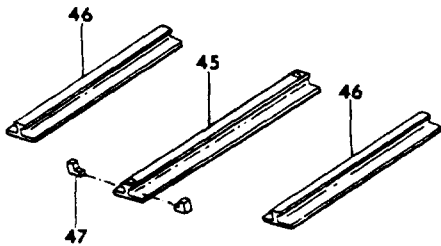
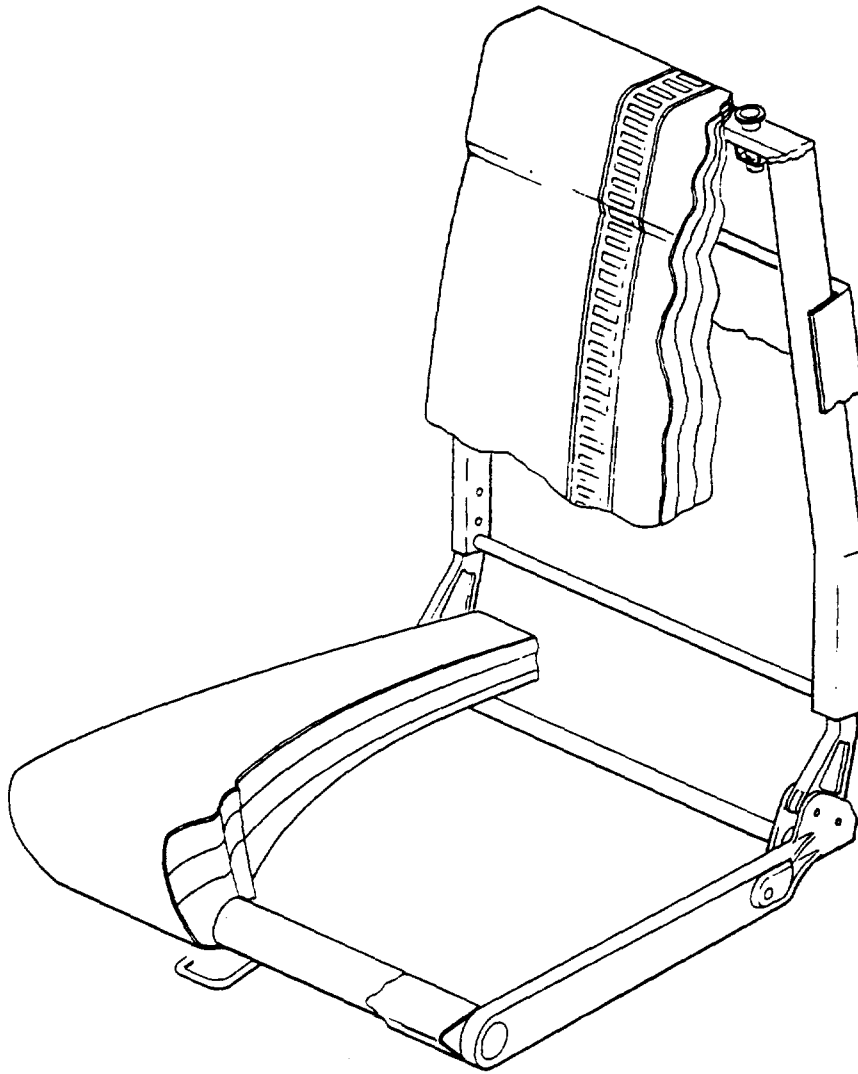


35-314-25

B E E C H C R A F T
B O N A N Z A V 3 5 8
I L L U S T R A T E D P A R T S C A T A L O G

FIG. & ITEM NO.	PART NO.	DESCRIPTION							UNITS PER ASSY	USABLE ON CODE
		1	2	3	4	5	6	7		
314B - 31	R 58-530185-1	1	1
- 32	101-530303-3	1	1
	R 102-530078-1	1	2
	R 101-530303-3	1	3
- 33	R 102-530095-19	1	2
	R 102-530077-29	1	2
- 34	R 102-530094-9	1	2
	R 102-530077-13	1	3
	R 101-530294-19	2	3
- 35	R 101-530294-15	1	3
	R 58-530184-55	1	2
		/ATTACHING PARTS/								
	R NAS387-632-10P	2	2
	R NAS384-8-20P	2	3
	NAS391-6P	2	
	R NAS391-8P	2	
	R NAS4300-48	2	3
	R MS21042L06	2	2
- 36	R 58-530219-5	1	1
- 37	R 58-530219-1	1	1
- 38	R 58-380071-1	1	1
		/ATTACHING PARTS/								
	AN5-5A	1	
	AN960-516	1	
	R MS21042-5	1	7
- 39	R 102-530069-1	1	6
	R 102-530069-3	1	7
		/ATTACHING PARTS/								
	MS27039-1-16	2	
	AN960-10L	2	
	MS21042L3	2	
- 40	R 106-530028-1	1	1
	R 106-530028-2	1	1
		/ATTACHING PARTS/								
	R OHS8SM24DS25GY	2	
- 41	R 131354-3	2	1
	131354-1	2	1
- 42	58-530120-33	2	1
- 43	R 131345	2	1
	60-530139-119	NP	1
	R 101-530303-7	1	3
- 44	102-430106-1	1	4
		/ATTACHING PARTS/								
	MS27039-1-20	6	

BEECHCRAFT
BONANZA V35B
ILLUSTRATED PARTS CATALOG



36-314-46

B E E C H C R A F T
B O N A N Z A V 3 5 8
I L L U S T R A T E D P A R T S C A T A L O G

FIG. & ITEM NO.	PART NO.	DESCRIPTION							UNITS PER ASSY	USABLE ON CODE
		1	2	3	4	5	6	7		
3148	R 002-430041-13	TRACK INSTL, SEAT.	NP	1
- 45	R 002-430021-57	TRACK, CENTER.	2	1
		/ATTACHING PARTS/								
	NAS1203-2	SCREW	4	
	NAS1203-3	SCREW	2	
	AN960-10	WASHER	6	
	R MS21042L3	NUT	6	
	58-530231-1	STOP.	2	1
		/ATTACHING PARTS/								
	LA3S-R1.030	PIN/QUICK RELEASE/.	1	
- 46	002-430021-59	TRACK, INBD & OUTBD.	4	
		/ATTACHING PARTS/								
	NAS1203-2	SCREW	4	
	AN960-10	WASHER	6	
	MS21042L3	NUT	6	
	NAS1203-3	SCREW	2	
- 47	002-430013-31	STOP.	8	
		/ATTACHING PARTS/								
	MS27039-1-20	SCREW	1	
	MS21042L3	NUT	1	

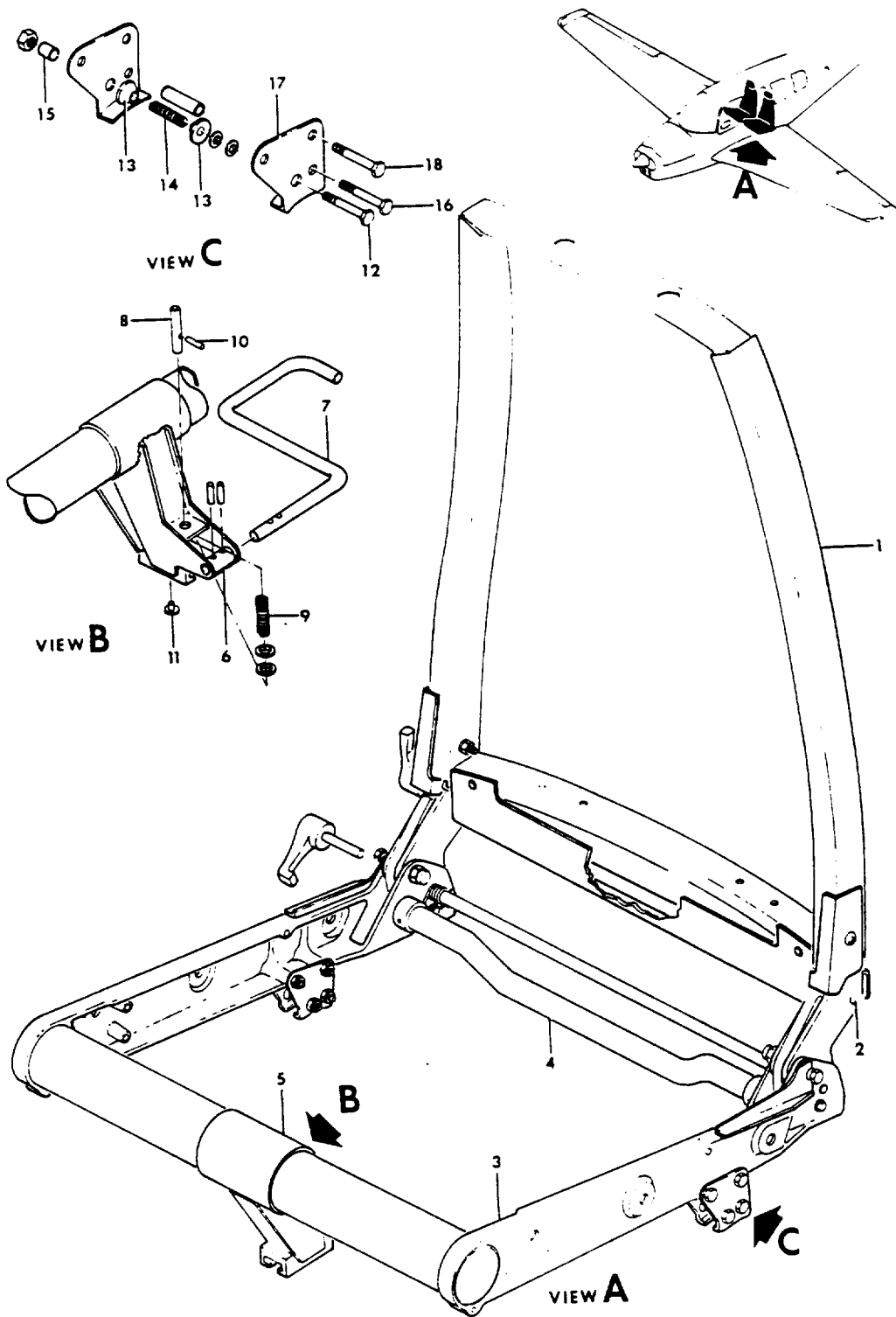
C O D E S O F E F F E C T I V I T Y

1 D-9862 THRU D-10347, 2 D-9862 THRU D-9954
D-10349 THRU D-10352
3 D-9955 THRU D-10347, 4 D-9925 THRU D-10347,
D-10349 THRU D-10352 D-10349 THRU D-10352
5 D-9862 THRU D-9924 6 D-9862 THRU D-10153
7 D-10154 THRU D-10347,
D-10349 THRU D-10352

BEECHCRAFT
BONANZA V35B
ILLUSTRATED PARTS CATALOG

FIGURE 314C
PASSENGER SEATS/CAM ADJUSTABLE/
D-10348,D-10353 AND AFTER

BEECHCRAFT
 BONANZA V35B
 ILLUSTRATED PARTS CATALOG



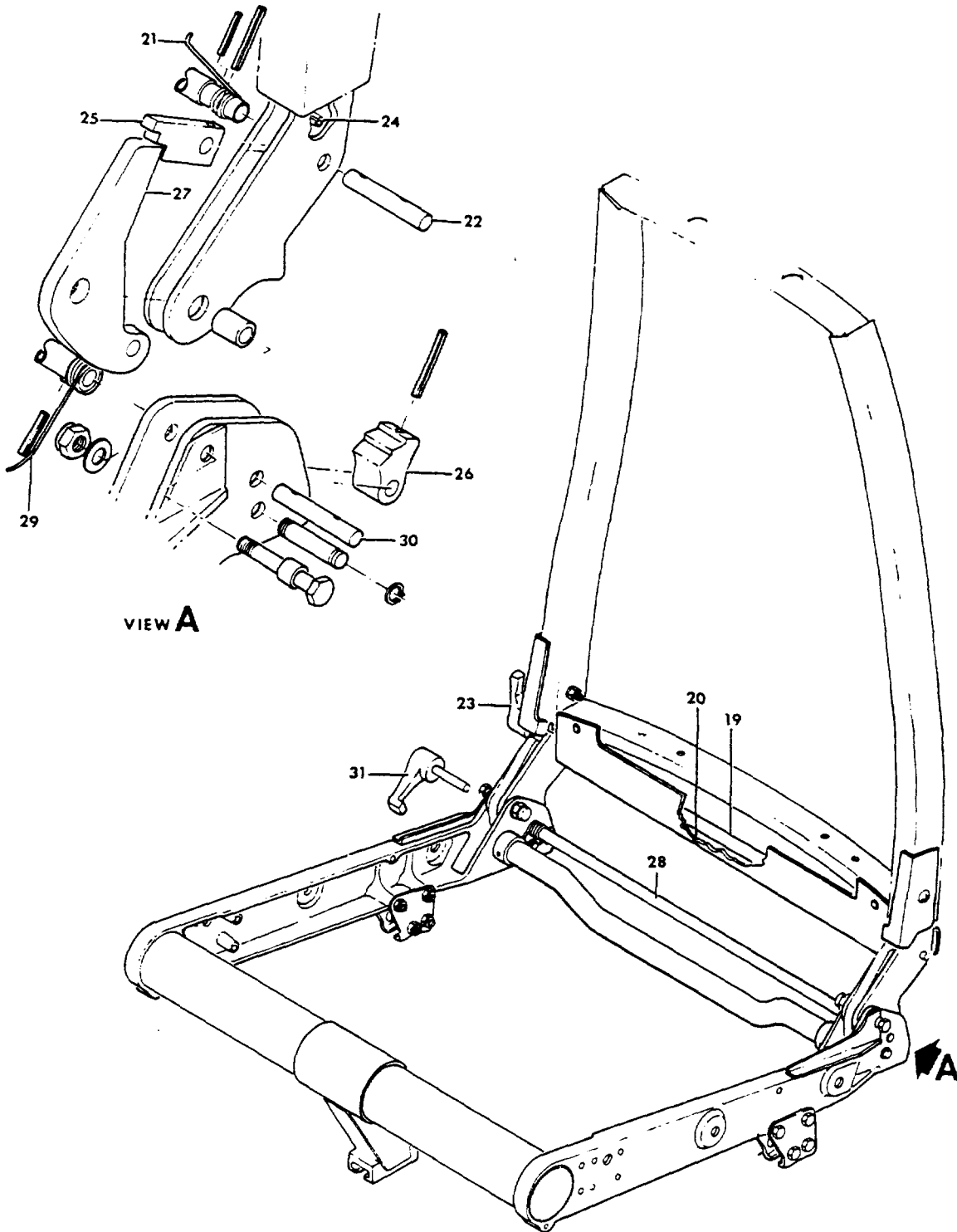
36-3140-37

FIGURE 314C. PASSENGER SEATS/CAM ADJUSTABLE/
 /SHEET 1 OF 4 SHEETS/

B E E C H C R A F T
B O N A N Z A V 3 5 B
I L L U S T R A T E D P A R T S C A T A L O G

FIG. & ITEM NO.	PART NO.	1	2	3	4	5	6	7	DESCRIPTION	UNITS PER ASSY	USABLE ON CODE
314C	106-530059-1								SEATING INSTL,CAM ADJUSTABLE.	NP	1
	106-530058-3								SEAT ASSY,LH.	1	1
	106-530058-1								SEAT ASSY,RH.	1	1
	102-530072-1								FRAME ASSY,LH	1	1
	102-530072-2								FRAME ASSY,RH	1	1
	102-530068-13								BACK ASSY,SEAT.	1	1
									/ATTACHING PARTS/		
	NAS464P4A19								BOLT.	2	
	10293305ZMQ290								SPACER.	2	
	102-530072-21								SPACER.	2	
	AN960D416								WASHER.	2	
	22K2-048								CAPNUT.	2	
- 1	102-530068-3								WELD ASSY,SEAT BACK	1	1
- 2	102-530082-15								SUPPORT ASSY,LH	1	1
	102-530082-16								SUPPORT ASSY,RH	1	1
									/ATTACHING PARTS/		
	MS27039-1-21								SCREW	2	
	AN960D10								WASHER	2	
	MS21083N3								NUT	2	
- 3	102-538071-9								FRAME ASSY,BOTTOM	1	1
	60-530039-23								FRAME,LH SIDE	1	1
	60-530039-24								FRAME,RH SIDE	1	1
- 4	R 42ND8-048								NUT,SPLINE/LH SIDE RAIL/	2	
	36-530025-27								TUBE SUPPORT.	1	1
									/ATTACHING PARTS/		
	MS171565								PIN	2	
- 5	102-530071-7								LEG ASSY.	1	1
- 6	36-530026-53								WELD ASSY	1	1
- 7	96-534074-23								HANDLE.	1	1
									/ATTACHING PARTS/		
	MS171498								PIN	2	
- 8	36-530026-49								PIN,LOCK.	1	1
- 9	100943Z5027G								SPRING.	1	1
- 10	1/16X1/28 TYPE E								PIN	1	1
	AN960-416L								WASHER/EACH SIDE OF PIN/	2	1
- 11	R 36-530026-27								BUTTON.	1	1
- 12	AN3-14A								BOLT.	2	1
	AN960-10L								WASHER.	4	1
- 13	118641								ROLLER.	4	1
- 14	100943ZA016J								SPRING.	2	1
- 15	R 100801A40190								BUSHING	2	1
	130909N29								NUT	2	1
- 16	AN3-14A								BOLT.	2	1
	102933D4ZJ1000								SPACER.	2	1
	AN960-10L								WASHER.	2	1
	130909N29								NUT	2	1
- 17	102-530071-11								FOOT,LH	2	1
	102-530071-12								FOOT,RH	2	1
									/ATTACHING PARTS/		
- 18	AN3-14A								BOLT.	4	
	AN960-10L								WASHER.	4	
	130909N29								NUT	4	

BEECHCRAFT
BONANZA V35B
ILLUSTRATED PARTS CATALOG

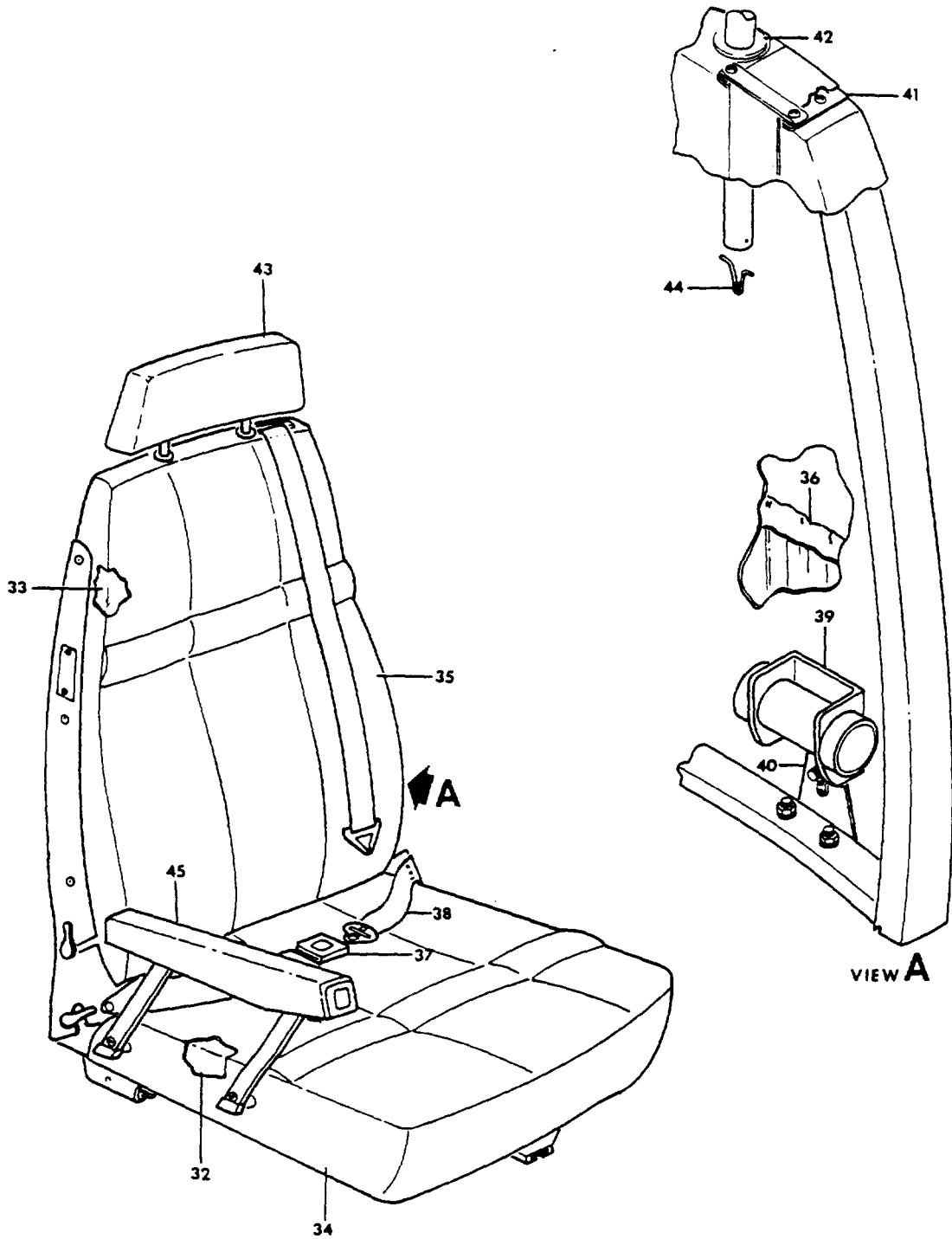


36-3140-38

B E E C H C R A F T
B O M A N Z A V 3 5 8
I L L U S T R A T E D P A R T S C A T A L O G

FIG. & INDEX NO.	PART NO.	1	2	3	4	5	6	7	UNITS PER ASSY	USABLE ON CODE
314C - 19	102-530072-15	.	.	.	TUBE.	.	.	.	1	1
- 20	102-530109-1	.	.	.	SHIELD,PROTECTIVE	.	.	.	1	1
- 21	60-530046-3	.	.	.	SPRING,LH	.	.	.	1	1
	60-530046-4	.	.	.	SPRING,RH	.	.	.	1	1
- 22	60-530161-1	.	.	.	PIN,OUTBD SIDE.	.	.	.	1	1
	MS171499	.	.	.	/ATTACHING PARTS/ PIN,ROLL.	.	.	.	1	
- 23	56-530045-8	.	.	.	HANDLE ASSY,LH SEAT	.	.	.	1	1
	58-530045-7	.	.	.	HANDLE ASSY,RH SEAT	.	.	.	1	1
	MS171499	.	.	.	/ATTACHING PARTS/ PIN,ROLL.	.	.	.	1	
- 24	MS171557	.	.	.	PIN,ROLL.	.	.	.	2	1
- 25	102-530081-3	.	.	.	CAM	.	.	.	2	1
	MS171504	.	.	.	/ATTACHING PARTS/ PIN,ROLL.	.	.	.	2	
- 26	60-530043-7	.	.	.	CAM	.	.	.	2	1
	MS171504	.	.	.	/ATTACHING PARTS/ PIN,ROLL.	.	.	.	2	
- 27	102-530076-1	.	.	.	STOP.	.	.	.	2	1
	102-530098-1	.	.	.	PIN	.	.	.	2	
	MS16624-1025	.	.	.	RING,RETAINER	.	.	.	2	
- 28	60-530013-41	.	.	.	TUBE.	.	.	.	1	1
- 29	60-530046-1	.	.	.	SPRING,LH	.	.	.	1	1
	60-530046-2	.	.	.	SPRING,RH	.	.	.	1	1
- 30	60-530161-1	.	.	.	PIN,OUTBD SIDE.	.	.	.	1	1
	MS171499	.	.	.	/ATTACHING PARTS/ PIN,ROLL.	.	.	.	1	
- 31	58-530045-13	.	.	.	HANDLE ASSY,LH SEAT	.	.	.	1	1
	58-530045-14	.	.	.	HANDLE ASSY,RH SEAT	.	.	.	1	1
	MS171499	.	.	.	/ATTACHING PARTS/ PIN,ROLL.	.	.	.	1	
	102-530106-1	.	.	.	PLATE,INSTRUCTION	.	.	.	1	1
	NAS384-6-12	.	.	.	/ATTACHING PARTS/ SCREW	.	.	.	2	
	130569	.	.	.	PLACARD,SEAT IDENTIFICATION	.	.	.	1	1
	AN535-2-4	.	.	.	/ATTACHING PARTS/ SCREW	.	.	.	2	
	102-530077-23	.	.	.	SLING,SEAT BACK	.	.	.	1	1
	102-530095-31	.	.	.	SLING,SEAT BOTTOM	.	.	.	1	1

BEECHCRAFT
BONANZA V35B
ILLUSTRATED PARTS CATALOG

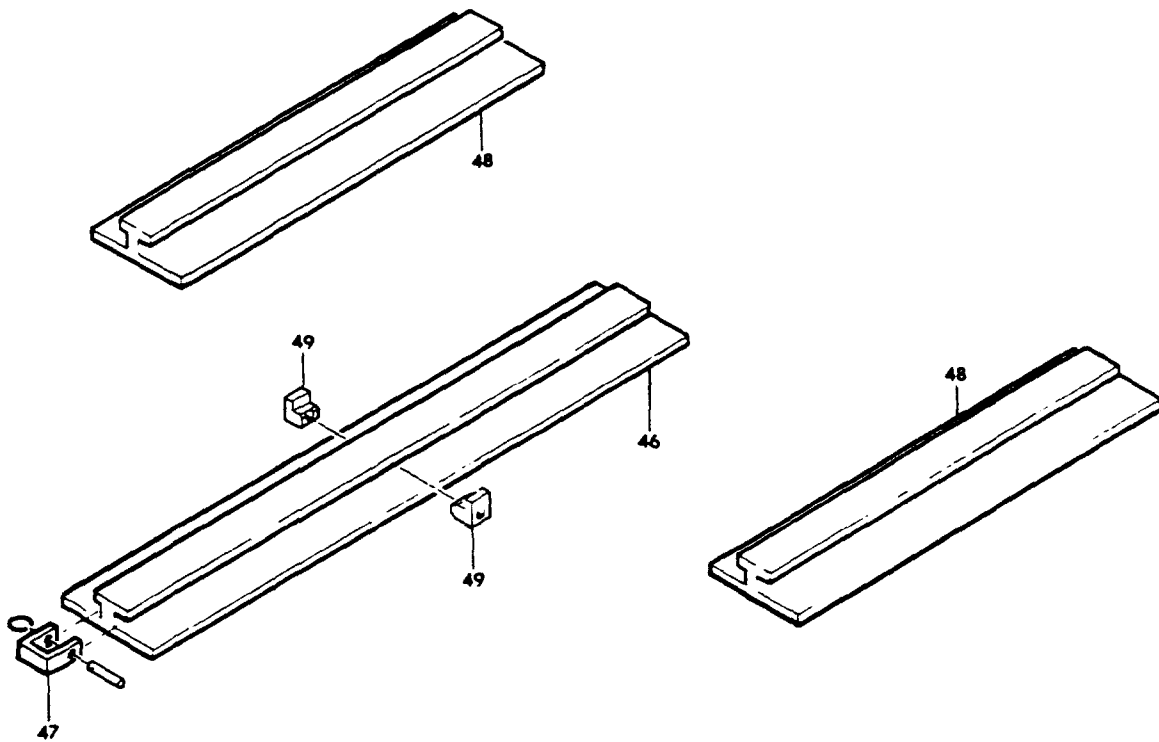


36-314D-39

B E E C H C R A F T
B O N A N Z A V 3 5 8
I L L U S T R A T E D P A R T S C A T A L O G

FIG. & ITEM NO.	PART NO.	1 2 3 4 5 6 7	DESCRIPTION	UNITS PER ASSY	USABLE ON CODE
314C - 32	58-530185-1	. . .	CUSHION, SEAT BOTTOM	1	1
- 33	101-530303-3	. . .	CUSHION, SEAT BACK	1	1
- 34	106-530060-9	. . .	COVER ASSY, SEAT BOTTOM.	1	1
- 35	106-530058-9	. . .	COVER ASSY, SEAT BACK.	1	1
- 36	101-530294-15	. . .	POCKET ASSY	1	1
			/ATTACHING PARTS/		
	NAS384-8-20P	. . .	SCREW	2	
	NAS391-8P	. . .	WASHER	2	
	NAS43DD3-48	. . .	SPACER	2	
- 37	R 101-530604-1	. . .	BELT ASSY, SAFETY/BUCKLE/.	1	1
- 38	R 101-530604-5	. . .	BELT ASSY, SAFETY/CONNECTOR/	1	1
- 39	58-380071-1	. . .	INERTIAL REEL, SHOULDER HARNESS.	1	1
			/ATTACHING PARTS/		
	AN5-5A	. . .	BOLT	1	
	AN960-516	. . .	WASHER	1	
	130909N24	. . .	NUT	1	
- 40	102-530069-3	. . .	BRACKET ASSY, INERTIAL REEL.	1	1
			/ATTACHING PARTS/		
	MS27039-1-16	. . .	SCREW	2	
	AN960-10L	. . .	WASHER	2	
	MS21042L3	. . .	NUT	2	
- 41	106-530028-1	. . .	BRACKET, LH SEAT SHOULDER HARNESS.	1	1
	106-530028-2	. . .	BRACKET, RH SEAT SHOULDER HARNESS.	1	1
			/ATTACHING PARTS/		
	OHS8SM24DS25GY	. . .	SCREW	2	
- 42	131354-1	. . .	MOLDING, HEADREST/ALTERNATE FOR 131354-3/.	2	1
	131354-3	. . .	MOLDING, HEADREST/ALTERNATE FOR 131354-1/.	2	1
- 43	106-530064-1	. . .	HEADREST ASSY	1	1
	106-530064-5	. . .	PAD ASSY.	1	1
	106-530064-9	. . .	COVER ASSY.	1	1
	58-530120-29	. . .	TUBE	2	1
- 44	131345	. . .	SPRING.	2	1
- 45	106-530063-3	. . .	ARMREST ASSY, 3RD & 4TH SEAT/SEE FIG.327A/	1	1
			/ATTACHING PARTS/		
	R AN24-27A	. . .	BOLT	2	
	R 105739SYD1400	. . .	BUSHING	2	
	50-534547-25	. . .	WASHER	2	
	R 60-530139-133	. . .	SPACER	2	
	42ND8-048	. . .	NUT	2	
			/ATTACHING PARTS/		
	R 99-530073-15	. . .	COVER, ARM	2	
	58-530183-5	. . .	SHIM.	AR	1

BEECHCRAFT
BONANZA V35B
ILLUSTRATED PARTS CATALOG



33-314F-44

B E E C H C R A F T
B O N A N Z A V 3 5 B
I L L U S T R A T E D P A R T S C A T A L O G

FIG. & ITEM NO.	PART NO.	1 2 3 4 5 6 7	DESCRIPTION	UNITS PER ASSY	USABLE ON CODE
314C	R 002-430041-13		TRACK INSTL, SEAT.	NP	1
- 46	R 002-430021-57		. TRACK, CENTER.	2	1
			/ATTACHING PARTS/		
	R NAS1203-2		. SCREW	4	
	R NAS1203-3		. SCREW	2	
	R AN960-10		. WASHER.	6	
	R MS21042L3		. NUT	6	
- 47	58-530231-1		. STOP.	2	1
			/ATTACHING PARTS/		
	LA35-R1.030		. PIN/QUICK RELEASE/.	1	
- 48	R 002-43021-59		. TRACK, INBD & OUTBD.	4	1
			/ATTACHING PARTS/		
	R NAS1203-2		. SCREW	4	
	R AN960-10		. WASHER.	6	
	R MS21042L3		. NUT	6	
	R NAS1203-3		. SCREW	2	
- 49	002-430013-31		. STOP.	8	1
			/ATTACHING PARTS/		
	R MS27039-1-20		. SCREW	1	
	MS21042L3		. NUT	1	

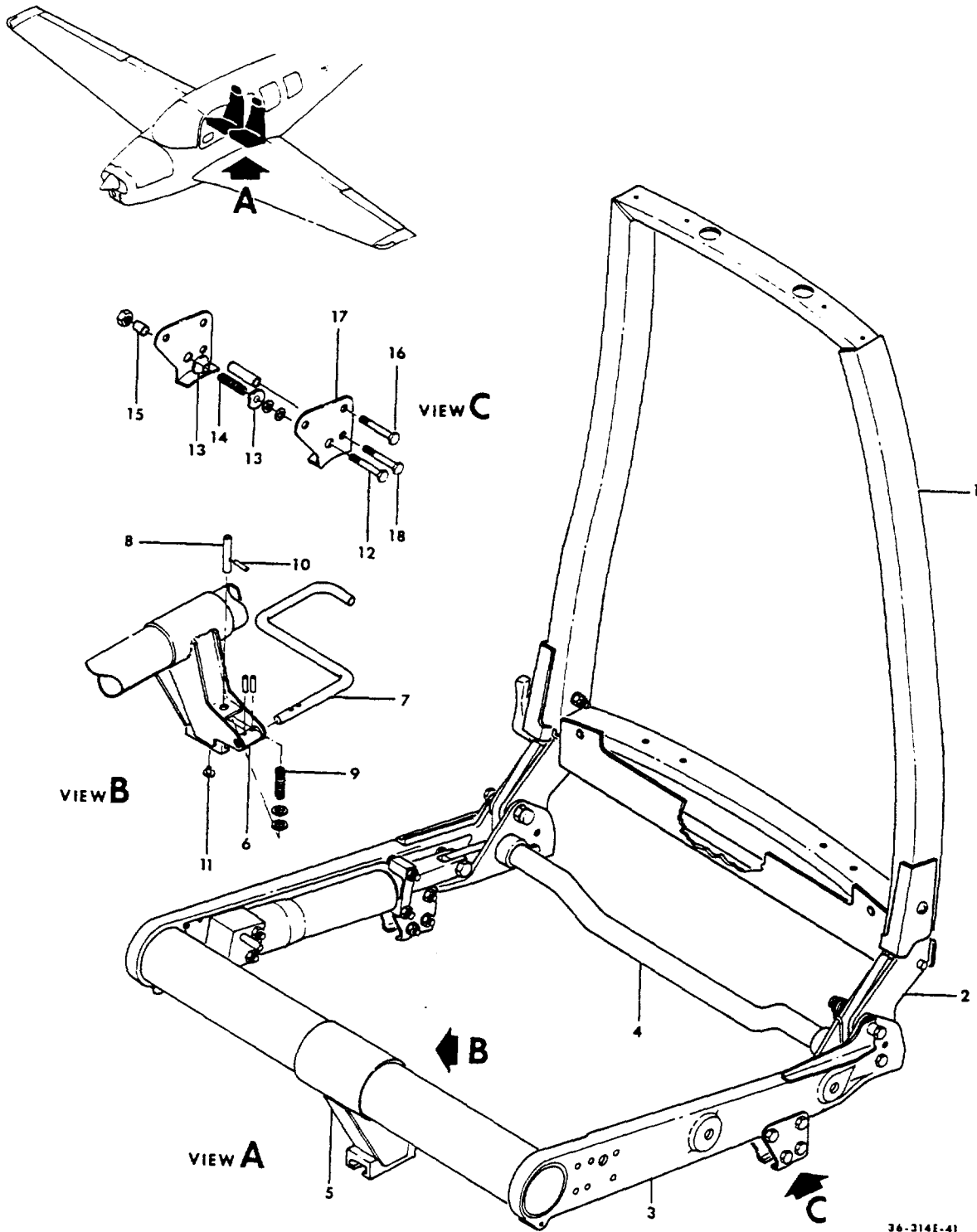
C O O D E S O F E F F E C T I V I T Y

1 D-10348,
D-10353 AND AFTER

BEECHCRAFT
BONANZA V35B
ILLUSTRATED PARTS CATALOG

FIGURE 314D
PASSENGER SEATS/ROTON ADJUSTABLE/
D-10348,D-10353 AND AFTER

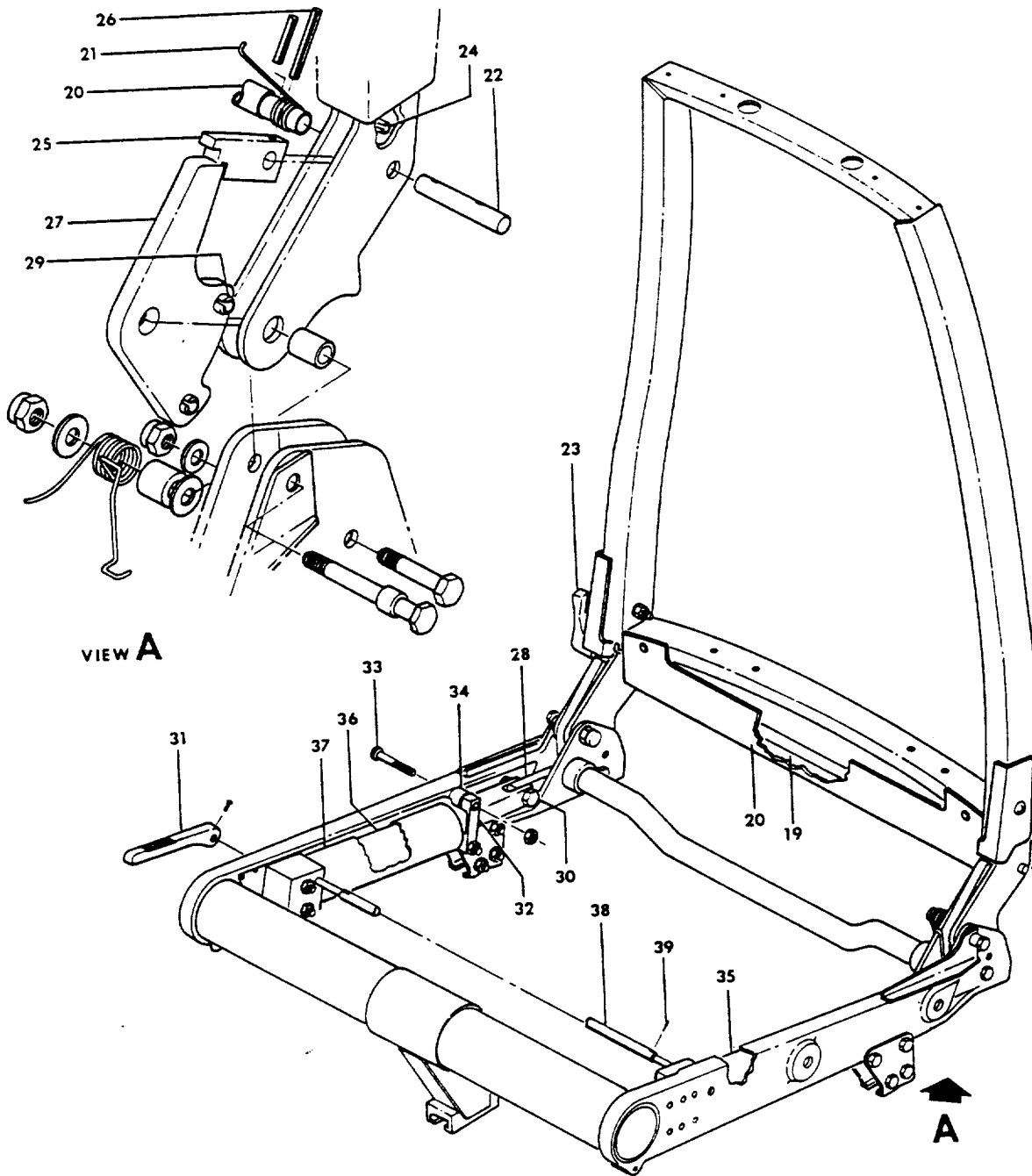
BEECHCRAFT
BONANZA V35B
ILLUSTRATED PARTS CATALOG



B E E C H C R A F T
B O N A N Z A V 3 5 8
I L L U S T R A T E D P A R T S C A T A L O G

FIG. & ITEM NO.	PART NO.	DESCRIPTION							UNITS PER ASSY	USABLE ON CODE
		1	2	3	4	5	6	7		
314D	106-530059-3	SEATING INSTL,ROTON ADJUSTABLE.							NP	1
	106-530058-5	. SEAT ASSY,LH.							1	1
	106-530058-7	. SEAT ASSY,RH.							1	1
	102-530072-31	. . FRAME ASSY,LH							1	1
	102-530072-32	. . FRAME ASSY,RH							1	1
	102-530068-13	. . . BACK ASSY,SEAT.							1	1
		/ATTACHING PARTS/								
	NAS464P4A19	. . . BOLT.							2	
	102933D5ZM0290	. . . SPACER.							2	
	102-530072-21	. . . SPACER.							2	
	AN960D416	. . . WASHER.							2	
	22K2-048	. . . CAPNUT.							2	
- 1	102-530068-3	. . . WELD ASSY,SEAT BACK							1	1
- 2	102-530082-15	. . . SUPPORT ASSY,LH							1	1
	102-530082-16	. . . SUPPORT ASSY,RH							1	1
		/ATTACHING PARTS/								
	MS27039-1-21	. . . SCREW							2	
	AN960D10	. . . WASHER.							2	
	MS21083N3	. . . NUT							2	
- 3	102-530071-9	. . . FRAME ASSY,BOTTOM							1	1
	60-530039-23	. . . FRAME,LH SIDE							1	1
	60-530039-24	. . . FRAME,RH SIDE							1	1
- 4	36-530025-27	. . . TUBE SUPPORT.							1	1
		/ATTACHING PARTS/								
	MS171565	. . . PIN							2	
- 5	102-530071-7	. . . LEG ASSY.							1	1
- 6	36-530026-53	. . . WELD ASSY							1	1
- 7	96-534074-23	. . . HANDLE.							1	1
		/ATTACHING PARTS/								
	MS171498	. . . PIN,ROLL.							2	
- 8	36-530026-49	. . . PIN,LOCK.							1	1
- 9	100943ZS027G	. . . SPRING.							1	1
- 10	1/16X1/28 TYPE E	. . . PIN							1	1
	AN960-416L	. . . WASHER/EACH SIDE OF PIN/.							2	1
- 11	R 36-530026-27	. . . BUTTON.							1	1
- 12	AN3-14A	. . . BOLT.							2	1
	AN960-10L	. . . WASHER.							4	1
	118641	. . . ROLLER.							4	1
- 14	100943ZA016J	. . . SPRING.							2	1
- 15	102933D4ZJ0190	. . . SPACER.							2	1
	130909N29	. . . NUT							2	1
- 16	AN3-14A	. . . BOLT.							2	1
	102933D4ZJ000	. . . SPACER.							2	1
	AN960-10L	. . . WASHER.							2	1
	130909N29	. . . NUT							2	1
- 17	102-530071-11	. . . FOOT,LH							2	1
	102-530071-12	. . . FOOT,RH							2	1
		/ATTACHING PARTS/								
- 18	AN3-14A	. . . BOLT.							4	
	AN960-10L	. . . WASHER.							4	
	130909N29	. . . NUT							4	

BEECHCRAFT
BONANZA V35B
ILLUSTRATED PARTS CATALOG

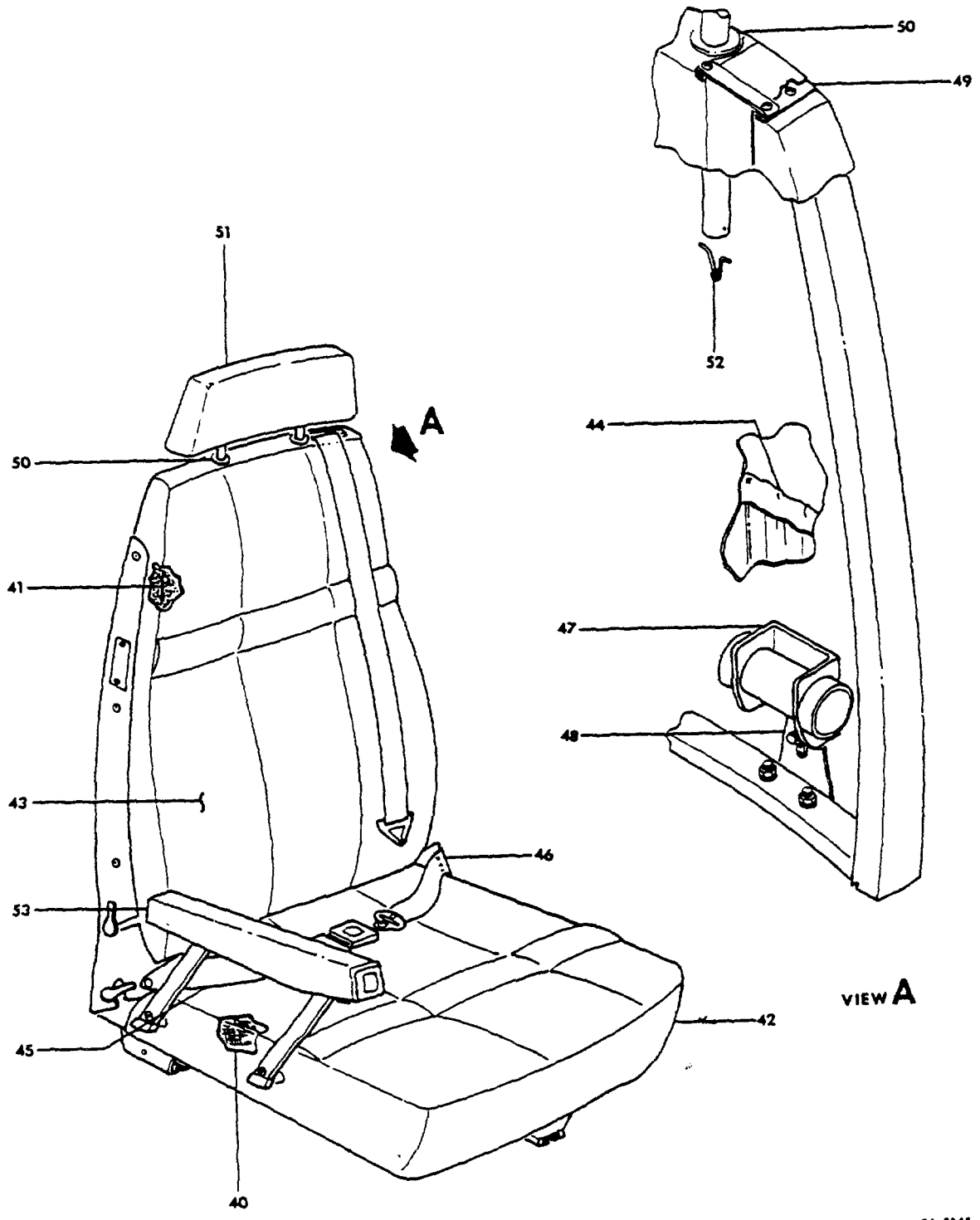


36-314E-42

BEECHCRAFT
 BONANZA V358
 ILLUSTRATED PARTS CATALOG

FIG. C INDEX NO.	PART NO.	DESCRIPTION	UNITS PER ASSY	USABLE ON CODE
		1 2 3 4 5 6 7		
3140 - 19	102-530072-15	. . . TUBE, TORQUE	1	1
- 20	102-530109-1	. . . SHIELD, PROTECTIVE	1	1
- 21	60-530046-3	. . . SPRING, LH	1	1
	58-530046-4	. . . SPRING, RH	1	1
- 22	60-530161-1	. . . PIN, OUTBD SIDE	1	1
- 23	58-530045-8	. . . HANDLE ASSY, LH SEAT	1	1
	58-530045-7	. . . HANDLE ASSY, RH SEAT	1	1
		/ATTACHING PARTS/		
	MS171499	. . . PIN, ROLL	1	
- 24	MS171557	. . . PIN, ROLL	2	1
- 25	102-530081-1	. . . CAM	2	1
		/ATTACHING PARTS/		
- 26	MS171504	. . . PIN, ROLL	2	
- 27	102-530075-1	. . . STOP	2	1
		/ATTACHING PARTS/		
	NAS464P4A14	. . . BOLT	2	
	AN960D416	. . . WASHER	2	
	22K2-048	. . . NUT	2	
- 28	102-530081-1	. . . LINK, ACTUATOR	2	1
		/ATTACHING PARTS/		
- 29	102-530072-19	. . . PIN	2	
- 30	130909836	. . . BOLT	2	
	AN960D416	. . . WASHER	2	
- 31	102-530111-1	. . . HANDLE ASSY, ACTUATOR	1	1
- 32	102-530074-5	. . . GUIDE	2	1
		/ATTACHING PARTS/		
- 33	MS27039-1-30	. . . SCREW	2	
	AN960-10L	. . . WASHER	2	
	MS21042L3	. . . NUT	2	
- 34	NAS430D3-6	. . . SPACER	1	
- 35	106-384001-5	. . . ACTUATOR ASSY, 3RD SEAT/LH ROTON/	1	1
- 36	106-384001-2	. . . ACTUATOR ASSY, 3RD SEAT/RH ROTON/	1	1
	106-384001-1	. . . ACTUATOR ASSY, 4RH SEAT/LH ROTON/	1	1
	106-384001-6	. . . ACTUATOR ASSY, 4RH SEAT/RH ROTON/	1	1
		/ATTACHING PARTS/		
	MS27039-1-35	. . . SCREW	2	
	AN960-10L	. . . WASHER	2	
	MS21042L3	. . . NUT	2	
- 37	130906TC-88073	. . . TUBE, ACTUATOR COVER	2	1
- 38	101-530284-3	. . . TUBE	1	1
- 39	MS171496	. . . PIN	2	1
	102-530106-1	. . . PLATE, INSTRUCTION	1	1
		/ATTACHING PARTS/		
	NAS384-6-12	. . . SCREW	2	
	130569	. . . PLACARD, SEAT IDENTIFICATION	1	1
		/ATTACHING PARTS/		
	AN535-2-4	. . . SCREW	2	
	102-530077-23	. . . SLING, SEAT BACK	1	1
	102-530095-31	. . . SLING, SEAT BOTTOM	1	1

BEECHCRAFT
BONANZA V35B
ILLUSTRATED PARTS CATALOG



36-314E-43

B E E C H C R A F T
B O N A N Z A V 3 5 B
I L L U S T R A T E D P A R T S C A T A L O G

FIG. & ITEM NO.	PART NO.	1	2	3	4	5	6	7	DESCRIPTION	UNITS PER ASSY	USABLE ON CODE
314D - 40	58-530185-1	CUSHION, SEAT BOTTOM	1	1
- 41	101-530303-3	CUSHION, SEAT BACK	1	1
- 42	106-530060-9	COVER ASSY, SEAT BOTTOM	1	1
- 43	106-530058-9	COVER ASSY, SEAT BACK	1	1
- 44	101-530294-15	POCKET ASSY	1	1
									/ATTACHING PARTS/		
	NAS384-8-20P	SCREW	2	
	NAS391-8P	WASHER	2	
	NAS43DD3-48	SPACER	2	
- 45	101-530604-1	BELT ASSY, SEAT/BUCKLE/	1	1
- 46	101-530604-5	BELT ASSY, SEAT/CONNECTOR/	1	1
- 47	58-380071-1	INERTIAL REEL, SHOULDER HARNESS	1	1
									/ATTACHING PARTS/		
	AN5-5A	BOLT	1	
	AN960-516	WASHER	1	
	130909N24	NUT	1	
- 48	102-530069-3	BRACKET ASSY, INERTIAL REEL	1	1
									/ATTACHING PARTS/		
	MS27039-1-16	SCREW	2	
	AN960-10L	WASHER	2	
	MS21042L3	NUT	2	
- 49	106-530028-1	BRACKET, LH SEAT SHOULDER HARNESS	1	1
	106-530028-2	BRACKET, RH SEAT SHOULDER HARNESS	1	1
									/ATTACHING PARTS/		
	OHS8SM24DS25GY	SCREW	2	
- 50	131354-1	HOLDING, HEADREST/ALTERNATE FOR 131354-3/	2	1
	131354-3	HOLDING, HEADREST/ALTERNATE FOR 131354-1/	2	1
- 51	106-530064-1	HEADREST ASSY	1	1
	106-530064-5	PAD ASSY	1	1
	106-530064-9	COVER ASSY	1	1
	58-530120-29	TUBE	2	1
- 52	131345	SPRING	2	1
- 53	106-530063-3	ARMREST ASSY, 3RD & 4TH SEAT/SEE FIG.327A/	1	1
									/ATTACHING PARTS/		
	AN24-15A	BOLT	2	
	105739SYD0560	BUSHING	2	
	50-534547-25	WASHER	2	
R	60-530139-133	SPACER	2	
	42NDB-048	NUT	2	
R	99-530073-15	COVER, ARM	2	
									/ATTACHING PARTS/		
	58-530183-5	SHIM	AR	1
R	002-430041-13	TRACK INSTL, SEAT	NP	1
R	002-430021-57	TRACK, CENTER	2	1
R	002-430021-59	TRACK, INBD & OUTBD	4	1
	002-430013-31	STOP	12	1
									/ATTACHING PARTS/		
	NAS1203-2	SCREW	AR	
	AN960-10	WASHER	AR	
	MS21042L3	NUT	30	

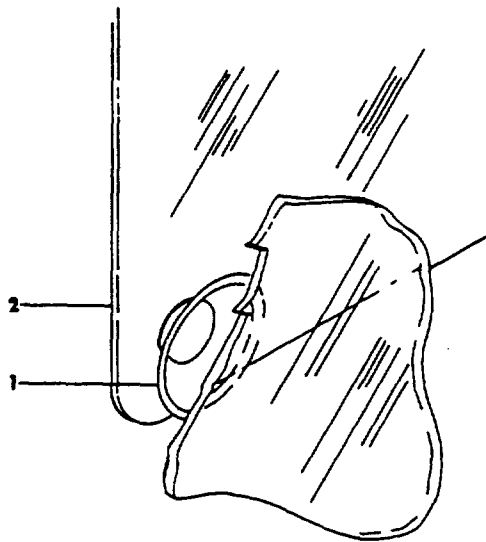
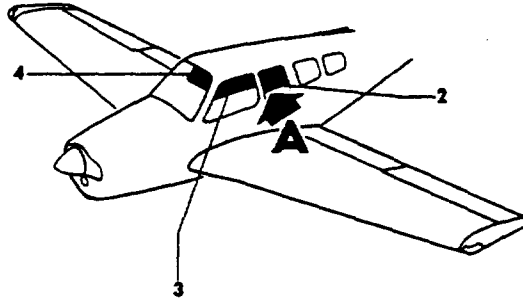
C O O E S O F E F F E C T I V I T Y

1 D-10348,
D-10353 AND AFTER

BEECHCRAFT
BONANZA V35B
ILLUSTRATED PARTS CATALOG

FIGURE 315
CABIN WINDOW SUN SHADE

BEECHCRAFT
BONANZA V35B
ILLUSTRATED PARTS CATALOG



36-315-2

VIEW A

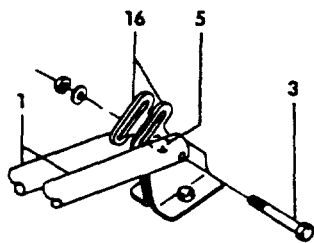
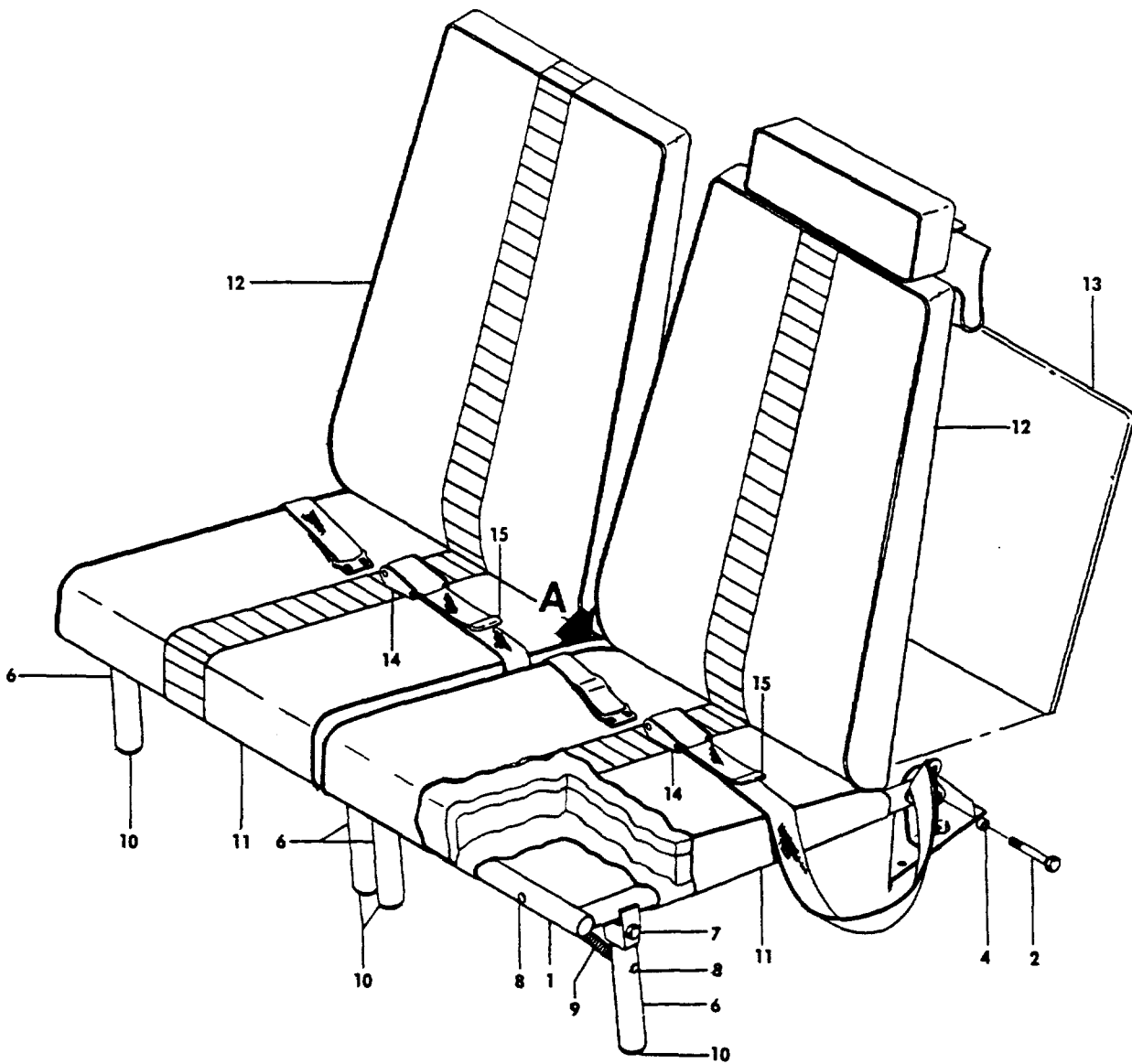
B E E C H C R A F T
B O M A N Z A V 3 5 B
I L L U S T R A T E D P A R T S C A T A L O G

FIG. & INDEX NO.	PART NO.	DESCRIPTION							UNITS PER ASSY	USABLE ON CODE
		1	2	3	4	5	6	7		
315	35-534085	SUN SHADE INSTL,CABIN WINDOW.	NP	
	35-534085-8	• SHADE ASSY,LH AFT	1	
	35-534085-9	• SHADE ASSY,RH AFT	1	
	AN960-616L	• • WASHER.	4	
	AN6227-5	• • O RING.	4	
- 1	CR1720	• • CUP ASSY.	4	
- 2	35-534085-10	• • PLEXIGLASS,LH/GREEN/.	1	
	35-534085-11	• • PLEXIGLASS,RH/GREEN/.	1	
- 3	35-534085-16	• PLEXIGLASS,LH FWD/GREEN/.	1	
	35-534085-18	• PLEXIGLASS,RH FWD/GREEN/.	1	
	50-534075-20	• CLIP,SUPPORT.	8	
- 4	35-534085-14	• SUN SHADE,WINDSHIELD/GREEN PLEXIGLASS/.	2	

BEECHCRAFT
BONANZA V35B
ILLUSTRATED PARTS CATALOG

FIGURE 317
SPECIAL SEATS
D-9069 THRU D-10352, EXCEPT D-10348

BEECHCRAFT
 BONANZA V35B
 ILLUSTRATED PARTS CATALOG



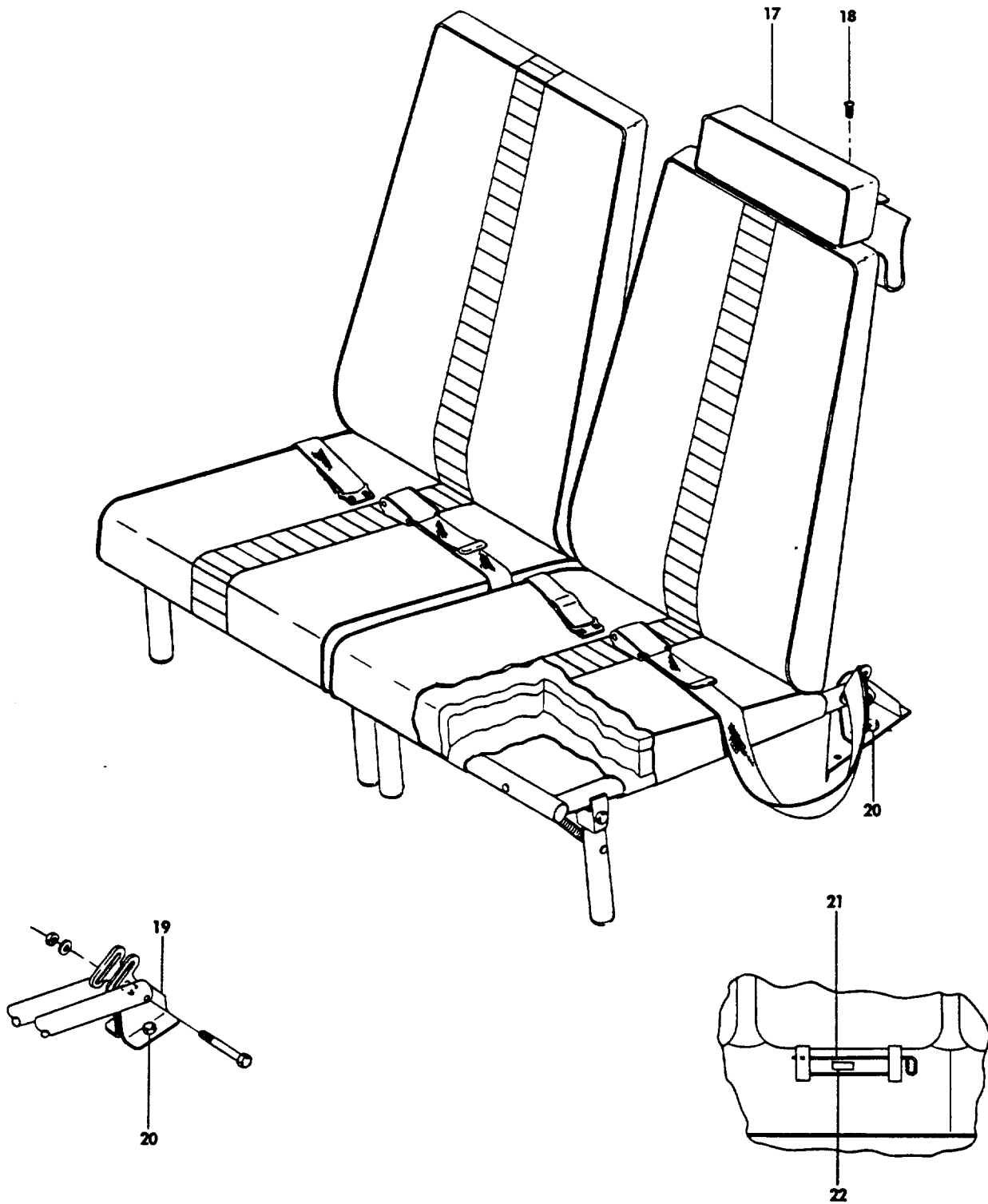
VIEW A

33-317-1

B E E C H C R A F T
B O N A N Z A V 3 5 0
I L L U S T R A T E D P A R T S C A T A L O G

FIG. & INDEX NO.	PART NO.	DESCRIPTION	UNITS							USABLE ON CODE	
			1	2	3	4	5	6	7		
317	96-534051-117	SEAT INSTL,FOLDING 5TH.							MP	3	
	96-534051-119	SEAT INSTL,FOLDING 5TH & 6TH.							MP	3	
	96-534051-616	. SEAT ASSY,UPHOLSTERED LH.							1	1	
	96-534051-617	. SEAT ASSY,UPHOLSTERED RH.							1	1	
	96-534051-618	. SEAT ASSY,UPHOLSTERED LH & RH							1	2	
	- 1	96-534051-25	. . FRAME ASSY,CHAIR BOTTOM LH & RH							1	3
			/ATTACHING PARTS/								
	- 2	AN4-15/M/	. . BOLT.							2	
	- 3	AN4-30/M/	. . BOLT.							1	
	- 4	10293305ZM0250	. . SPACER,LH OUTBD							2	
		10293305ZM0190	. . SPACER,RH OUTBD							1	
	- 5	10293305ZM0500	. . SPACER,CENTER							1	
		130909N32	. . NUT							3	
	- 6	96-534051-83	. . LEG,CHAIR							2	3
			/ATTACHING PARTS/								
	- 7	AN525-10-24	. . BOLT.							2	
	AN960-10L	. . WASHER.							2		
	130909N29	. . NUT							2		
- 8	MS20392-1C35	. . PIN							4	3	
- 9	100942L0200-48	. . SPRING.							2	3	
- 10	HS51248	. . BUTTON,CHAIR LEG PLUG							2	3	
- 11	96-534051-129	. . CUSHION,CHAIR BOTTOM.							1	1	
	96-534051-141	. . CUSHION,CHAIR BOTTOM.							1	2	
- 12	96-534051-123	. . COVER ASSY,BACK							1	1	
	96-534051-139	. . COVER ASSY,BACK							1	2	
	96-534051-137	. . COVER ASSY,BOTTOM LH & RH							1	3	
- 13	35-534432-7	. . PAN ASSY,SEAT BACK.							1	3	
	35-534432-5	. . PAN							1	3	
	130498C29-33 C	. . BELT ASSY,SEAT.							1	3	
- 14	CS4000W/265-4	. . BUCKLE ASSY							1	3	
	50-534733-1	. . PLACARD,BUCKLE.							1	3	
- 15	D611A	. . TIP							1	3	
- 16	M2005M2	. . FITTING							2	3	

BEECHCRAFT
BONANZA V35B
ILLUSTRATED PARTS CATALOG



33-317-2

B E E C H C R A F T
B O N A N Z A V 3 5 8
I L L U S T R A T E D P A R T S C A T A L O G

FIG. & INDEX NO.	PART NO.	DESCRIPTION	UNITS PER ASSY	USABLE ON CODE
317 - 17	96-534039-3 C	• • HEADREST ASSY	1	3
	96-534039-1	• • • BRACKET	1	3
	96-534039-15	• • CHANNEL	1	3
	96-534039-603	• • • PAN	1	3
		/ATTACHING PARTS/		
- 18	NAS384-6-6	• • • SCREW	6	
	NAS391-6	• • • WASHER.	6	

- 19	96-534051-81	• BRACKET /USED WITH 5TH & 6TH SEAT ONLY/ . . .	1	3
	96-534051-82	• BRACKET /USED WITH 5TH & 6TH SEAT ONLY/ . . .	1	3
		/ATTACHING PARTS/		
- 20	AN6-7/M/ MK13000-6	• BOLT.	1	
		• NUTPLATE.	1	

- 21	002-430008-135	• PIN, EMERGENCY EXIT/LH/.	1	3
	002-430008-136	• PIN, EMERGENCY EXIT/RH/.	1	3
- 22	96-534042-3	• PLACARD, EMERGENCY EXIT INSTRUCTION.	1	3
		/ATTACHING PARTS/		
	NAS384-6-8P	• SCREW	2	

	118650	• LICENSE HOLDER /5TH & 6TH SEAT ONLY/.	1	3
		/ATTACHING PARTS/		
	AN227-88	• STUD.	6	
	MS27980-88	• EYELET.	6	
	MS27980-1B	• BUTTON.	6	
	MS27980-6B	• SOCKET.	6	

	58-530041-29	COVER, SEAT BACK /CANVAS/.	2	3
	58-530041-31	COVER, SEAT BOTTOM /CANVAS/.	2	3

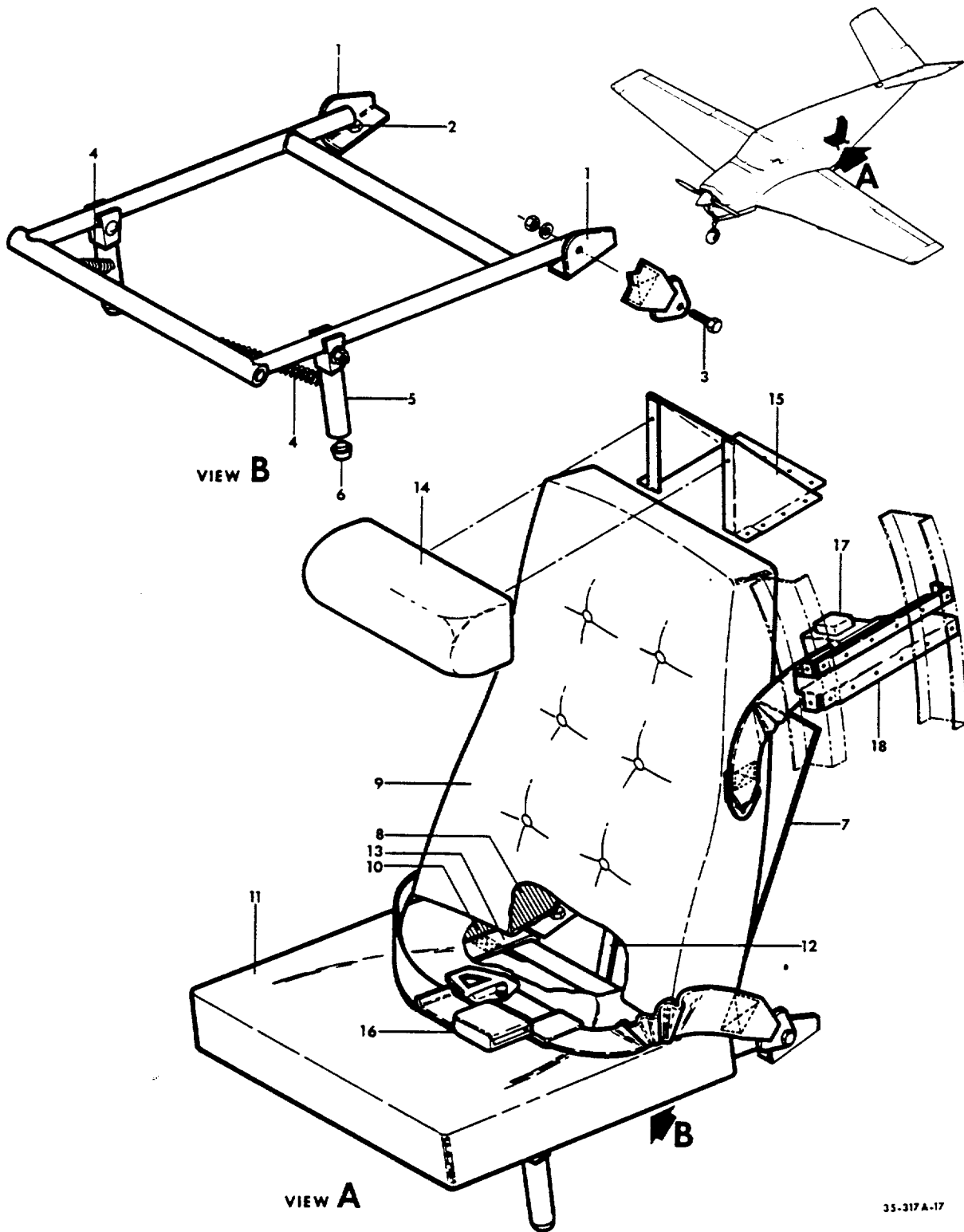
C O D E S O F E F F E C T I V I T Y

- 1 D-9069 THRU D-9286 2 D-9287 THRU D-10352
 EXCEPT D-10348
- 3 D-9069 THRU D-10352
 EXCEPT D-10348

BEECHCRAFT
BONANZA V35B
ILLUSTRATED PARTS CATALOG

FIGURE 317A
SPECIAL SEATS
D-10348, D-10353 AND AFTER

BEECHCRAFT
 BONANZA V35B
 ILLUSTRATED PARTS CATALOG



35-317A-17

BEECHCRAFT
BONANZA V35B
ILLUSTRATED PARTS CATALOG

FIG. & INDEX NO.	PART NO.	DESCRIPTION	UNITS PER ASSY	USABLE QM CODE
317A	35-534476-1	SEAT INSTL, FOLDING 5TH.	NP	1
- 1	96-534051-81	. BRACKET, LH.	1	1
	96-534051-82	. BRACKET, RH.	1	1
		/ATTACHING PARTS/		
- 2	AN6-7	. BOLT.	2	
- 3	AN4-15	. BOLT.	2	
	NAS43004-16	. SPACER.	2	
	130909N32	. NUT.	2	

	106-530056-3	. SEAT ASSY, FOLDING 5TH.	1	1
	96-534051-131	. . FRAME ASSY.	1	1
	96-534051-25	. . WELD ASSY, FRAME.	1	1
- 4	100942L0316-84	. . SPRING.	2	1
	MS20392-1C35	. . PIN.	4	1
- 5	96-534051-83	. . LEG.	2	1
		/ATTACHING PARTS/		
	AN525-10R24	. . SCREW.	2	
	AN960-10L	. . WASHER.	2	
	130909N29	. . NUT.	2	

- 6	HS15248	. . BUTTON, PLUG.	2	1
- 7	35-534432-5	. . PAN ASSY.	1	1
- 8	35-534467-3	. . CUSHION, BACK.	1	1
- 9	106-530056-11	. . COVER ASSY, SEAT BACK.	1	1
- 10	35-534467-1	. . CUSHION, SEAT BOTTOM.	1	1
- 11	106-530056-9	. . COVER ASSY, SEAT BOTTOM.	1	1
- 12	96-534051-133	. . STRAP.	1	1
	AN227-10T6	. . STUD.	1	1
- 13	102-530095-37	. . SLING.	1	1
- 14	35-534477-1	. HEADREST ASSY.	1	1
		/ATTACHING PARTS/		
	MS35207-262	. SCREW.	2	
	AN960-8	. WASHER.	2	

	35-534477-3	. . PLATE ASSY.	1	1
	35-534477-5	. . PLATE.	1	1
	35-534477-7	. . BRACKET.	1	1
	96-534039-41	. . FOAM.	AR	1
- 15	35-534478-1	. FRAME, HEADREST SUPPORT.	1	1
- 16	101-530604-5	. BELT ASSY, SEAT.	1	1
	101-530604-9	. BELT ASSY, SEAT.	1	1
	58-530216-23	. HARNESS INSTL, SHOULDER.	NP	1
- 17	59-380071-1	. . INERTIA REEL.	1	1
	58-530218-1	. . BRACKET INSTL.	NP	1
	58-530218-5	. . BRACKET ASSY.	1	1
- 18	58-530218-9	. . . BRACKET.	1	1
	58-530218-13	. . . DOUBLER.	1	1

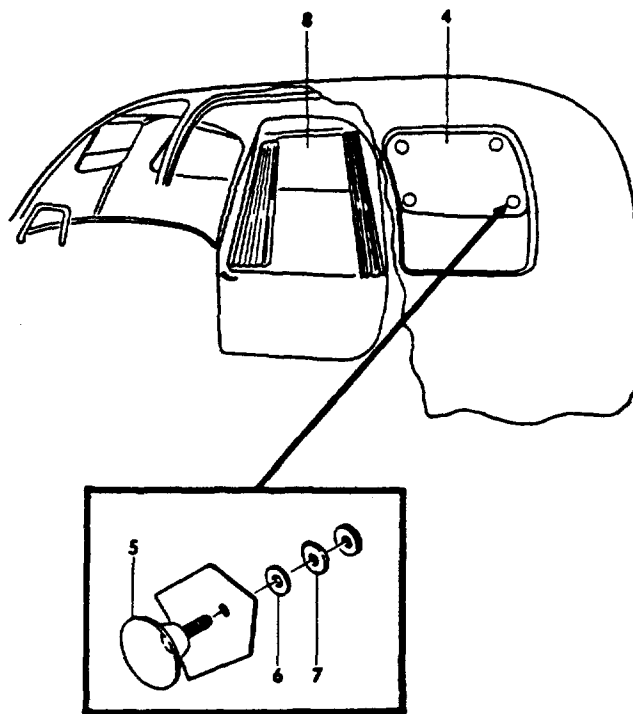
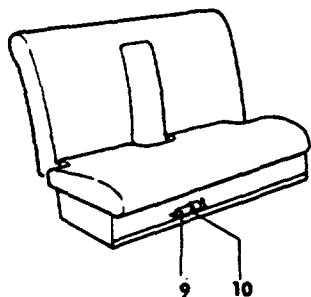
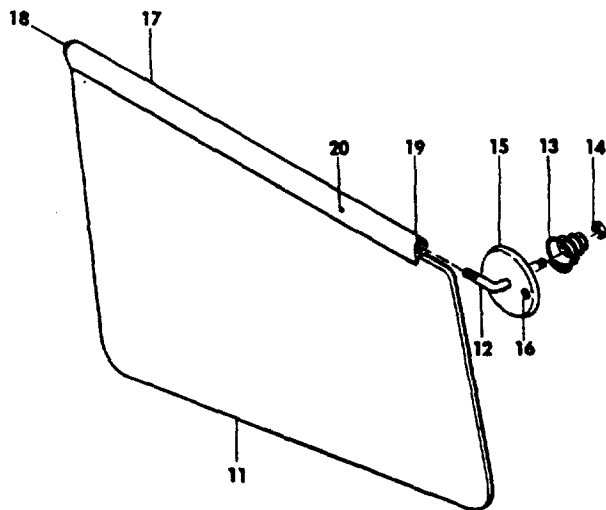
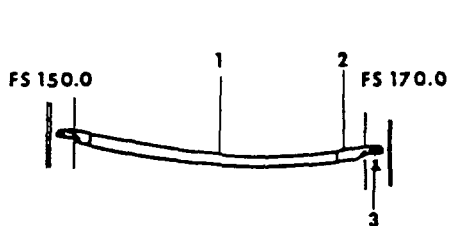
CODES OF EFFECTIVITY

1 D-10348,
D-10353 AND AFTER

BEECHCRAFT
BOEING V35B
ILLUSTRATED PARTS CATALOG

FIGURE 324
CABIN FURNISHINGS

BEECHCRAFT
 BONANZA V35B
 ILLUSTRATED PARTS CATALOG

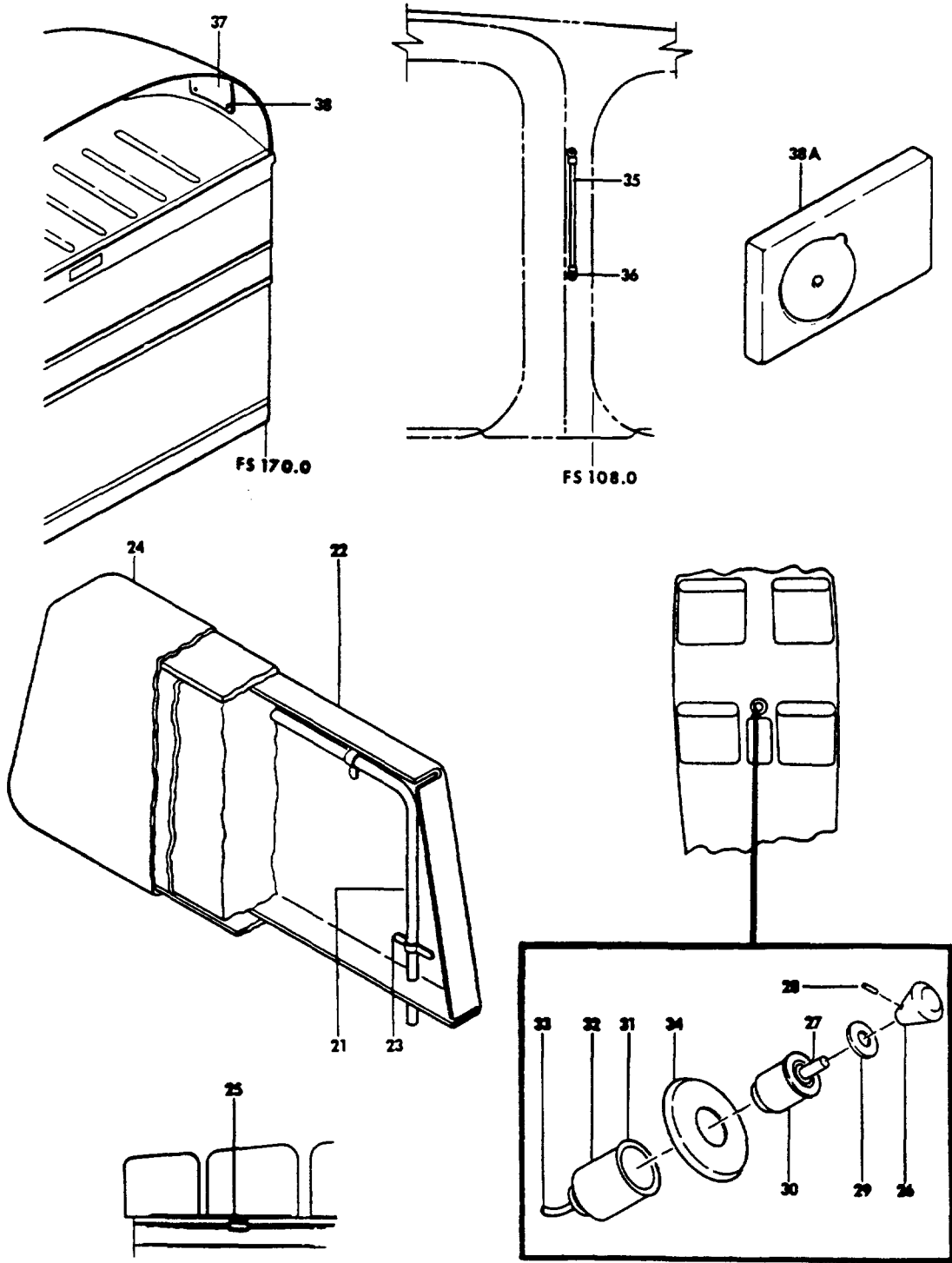


33-324-6

B E E C H C R A F T
B O N A N Z A V 3 5 B
I L L U S T R A T E D P A R T S C A T A L O G

FIG. & ITEM NO.	PART NO.	DESCRIPTION	UNITS PER ASSY	USABLE ON CODE		
					1	2
324	35-534399	HANGER INSTL, COAT	NP	8		
- 1	1440-14	. STRAP, COAT HANGER	1	8		
- 2	95-534042-3	. COVER, COAT HANGER STRAP END	2	8		
		/ATTACHING PARTS/				
- 3	NAS387-1032	. SCREW	2			
	NAS39188P	. WASHER	2			
	35-534399-3	. WASHER	2			
	MS21047-3	. NUTPLATE	2			
	35-534085	SUNSHADE INSTL, CABIN WINDOW	NP			
	35-534085-8	. SUNSHADE ASSY, CABIN AFT WINDOW LH	1			
	35-534085-9	. SUNSHADE ASSY, CABIN AFT WINDOW RH	1			
	35-534085-10	. SUNSHADE, AFT WINDOW LH	1			
- 4	35-534085-11	. SUNSHADE, AFT WINDOW RH	1			
- 5	CR1720	. CUP ASSY, SUNSHADE ATTACHMENT	4			
- 6	AN6227-5	. O RING, SUNSHADE ATTACHMENT	4			
- 7	AN960-616L	. WASHER	4			
	35-534085-16	. SUNSHADE, CABIN FWD WINDOW LH	1			
- 8	35-534085-18	. SUNSHADE, CABIN FWD WINDOW RH	1			
	35-574021	FIRE EXTINGUISHER INSTL, HAND /TYPE A2/.	NP			
	35-574024	FIRE EXTINGUISHER INSTL, HAND /WATER TYPE/.	NP			
	35-574025	FIRE EXTINGUISHER, HAND /FREON TYPE/.	NP			
- 9	A2	. EXTINGUISHER, FIRE /WITH BRACKET/.	1			
	FR2 1/2	. EXTINGUISHER, FIRE /WITH BRACKET/ /FREON TYPE/	1			
		/ATTACHING PARTS/				
- 10	AN507-832-10	. SCREW	6			
	MS27039-1-11	. SCREW /FREON TYPE/.	4			
	AN960-8	. WASHER	6			
	AN960-10	. WASHER, FREON TYPE	4			
	130909N28	. NUT	6			
	MS21047L3	. NUT PLATE, FREON TYPE	4			
	130909N29	. NUT /FREON TYPE/.	4			
	33-530007-17	HEADLINER INSTL/4 AIR VALVES, 2 READING LIGHTS/.	NP	5		
	58-530121-7	HEADLINER INSTL/4 AIR VALVES, 2 READING LIGHTS/.	NP	8		
	58-530173-7	HEADLINER INSTL/4 AIR VALVES, 2 READING LIGHTS/.	NP	9		
	58-530121-9	HEADLINER INSTL/5 AIR VALVES, 3 READING LIGHTS/.	NP	6		
	106-530055-7	HEADLINER INSTL	NP	13		
	58-530023-3	. SUNVISOR ASSY, CABIN FWD	1	5		
	58-530128-1	. SUNVISOR ASSY, CABIN FWD	1	14		
	106-530032-1	. SUNVISOR ASSY, CABIN FWD	1	13		
		/SEE FIGURE 16 FOR FLIGHT INSTRUCTIONS LOCATED ON SUNVISOR/				
- 11	58-530023-11	. SHADE	1	5		
	58-530128-3	. SHADE	1	14		
	106-530032-3	. SHADE	1	13		
- 12	58-530023-5	. ROD ASSY, SUNVISOR	1	5		
	58-530129-1	. ARM, SUNVISOR	1	14		
		/ATTACHING PARTS/				
- 13	58-530060	. SPRING	1			
	58-530131-1	. BUSHING /THRU 58-530129-1 ARM/.	2	14		
- 14	130909N29	. NUT	1			
	AN960-10L	. WASHER	1			
- 15	33-530003-107	. PIVOT, SUNVISOR	1	5		
	58-530130-1	. MOUNT, SUNVISOR	1	14		
		/ATTACHING PARTS/				
- 16	NAS387-832-8P	. SCREW	6			
	AN509-8R10	. SCREW	3	14		
- 17	58-530023-9	. SUPPORT	1	5		
- 18	SS51034	. PLUG	1	5		
- 19	60-530124-9	. FITTING	1	5		
- 20	MS9048-068	. PIN, ROLL	1			
	MS9048-071	. PIN, ROLL	1			
	MS9048-067	. PIN, ROLL	1	14		

**BEECHCRAFT
BOEING V350
ILLUSTRATED PARTS CATALOG**

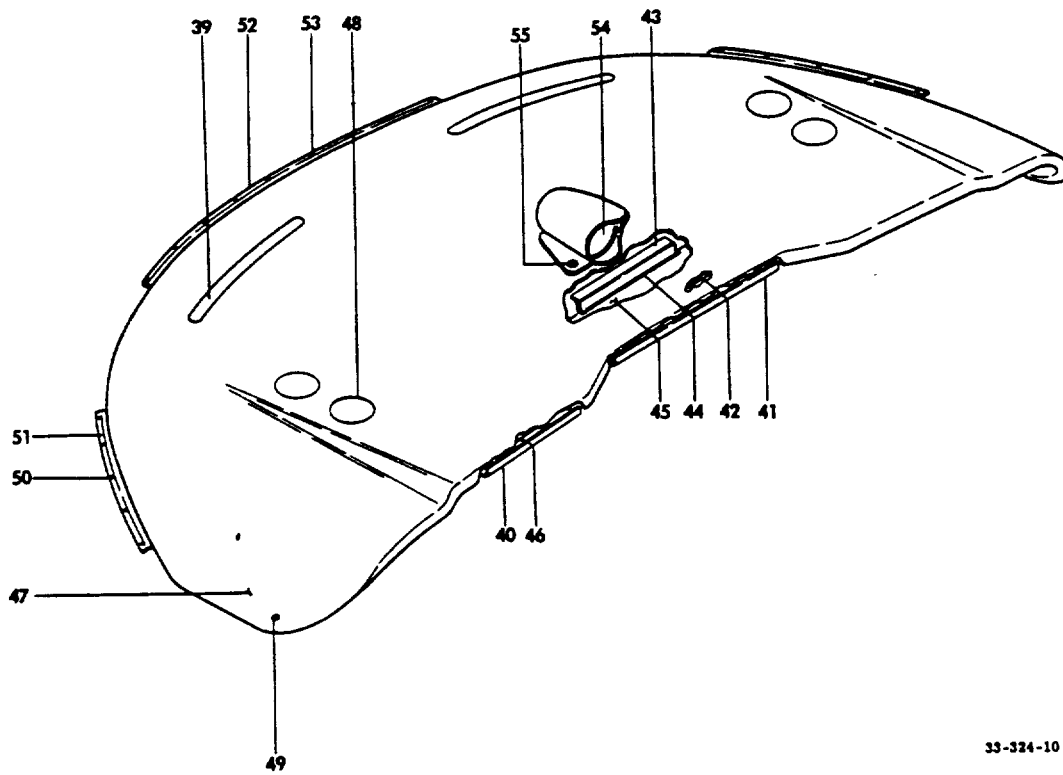


35-324-8

B E E C H C R A F T
B O N A N Z A V 3 5 B
I L L U S T R A T E D P A R T S C A T A L O G

FIG. & ITEM NO.	PART NO.	DESCRIPTION							UNITS PER ASSY	USABLE ON CODE
		1	2	3	4	5	6	7		
324	35-534452-1	HEADREST ASSY, SEAT.	4	5
	58-530120-1	HEADREST ASSY, SEAT.	AR	6
	R 58-530120-33	HEADREST ASSY, SEAT.	1	15
	35-534452-3	FRAME ASSY, HEADREST	1	5
	58-530120-5	FRAME ASSY, HEADREST	1	6
- 21	35-534452-7	SUPPORT	1	5
	58-530120-11	SUPPORT	2	6
- 22	35-534452-5	FRAME	1	5
	58-530120-13	PAN	1	6
		/ATTACHING PARTS/								
- 23	750-6	CLAMP, SUPPORT	4	
	AN515-8R5	SCREW	8	
	MS27039-0810	SCREW	2	
	105090D040-2F	WASHER	2	
	MS21042L08	NUT	8	
	H10-08	NUT	2	
		/ATTACHING PARTS/								
- 24	35-534452-9	COVER ASSY, HEADREST	1	5
	AN229-28596-1	ZIPPER, HEADREST	1	5
	58-530120-15	COVER ASSY, HEADREST	1	6
	58-530076-7	ASH TRAY INSTL.	NP	
	58-530076-11	DOUBLER	4	
	58-530076-13	DOUBLER	1	
- 25	3A17680	ASH TRAY	5	
		/ATTACHING PARTS/								
	PK76X26-10	SCREW	2	
	NAS395-4	NUT	2	
		/ATTACHING PARTS/								
	96-364013-3	LIGHTER INSTL, CIGARETTE	NP	10
	58-530207-3	LIGHTER INSTL, CIGARETTE	NP	9
	R 35-364160	LIGHTER ASSY, CIGARETTE	1	16
- 26	R 35-364160-3	ELEMENT & KNOB ASSY	1	16
- 27	R 35-380055-1	KNOB	1	16
- 28	R 35-364061	STUD	1	16
- 29	R AN56508-3	SCREW, SET	1	16
- 30	R 35-364160-1	WASHER, TRIM	1	16
- 31	R LHA30882	ELEMENT ASSY, LIGHTER	1	16
- 32	R LBA27492	BASE ASSY, LIGHTER	1	16
- 33	R LU27054	CLAMPING, SHELL	1	16
- 34	R LWA29455	CORD ASSY, LIGHTER	1	16
	R 96-364013-1	PLATE, FACE	1	16
		/ATTACHING PARTS/								
	NAS384-6-8	SCREW	2	
	NAS395-6	NUT	2	
- 35	34CB759	HANDLE ASSY, UTILITY	2	5
	58-530134-11	HANDLE ASSY, UTILITY	2	14
		/ATTACHING PARTS/								
- 36	NAS387-1032-10P	SCREW	2	
	MK1000-3	NUTPLATE	2	
- 37	118650	HOLDER ASSY, LICENSE	1	
		/ATTACHING PARTS/								
- 38	PK79X24-6	SCREW	6	
	AN227-88	STUD	6	
		/ATTACHING PARTS/								
	35-324444	INDICATOR INSTL, OUTSIDE AIR TEMPERATURE	NP	
	35-380019-5	INDICATOR, OUTSIDE AIR TEMPERATURE	1	
	96-534093-1	ESCUTCHEON, OUTSIDE AIR TEMPERATURE	1	5
- 38A	36-530088-1	ESCUTCHEON INSTL, OUTSIDE AIR TEMPERATURE	NP	8
	36-530089-1	ESCUTCHEON, OUTSIDE AIR TEMPERATURE	1	8
	36-530088-3	CLIP	1	8
	PK84X4-6-8	SCREW, CLIP ATTACHING	3	8

BEECHCRAFT
BONANZA V35B
ILLUSTRATED PARTS CATALOG

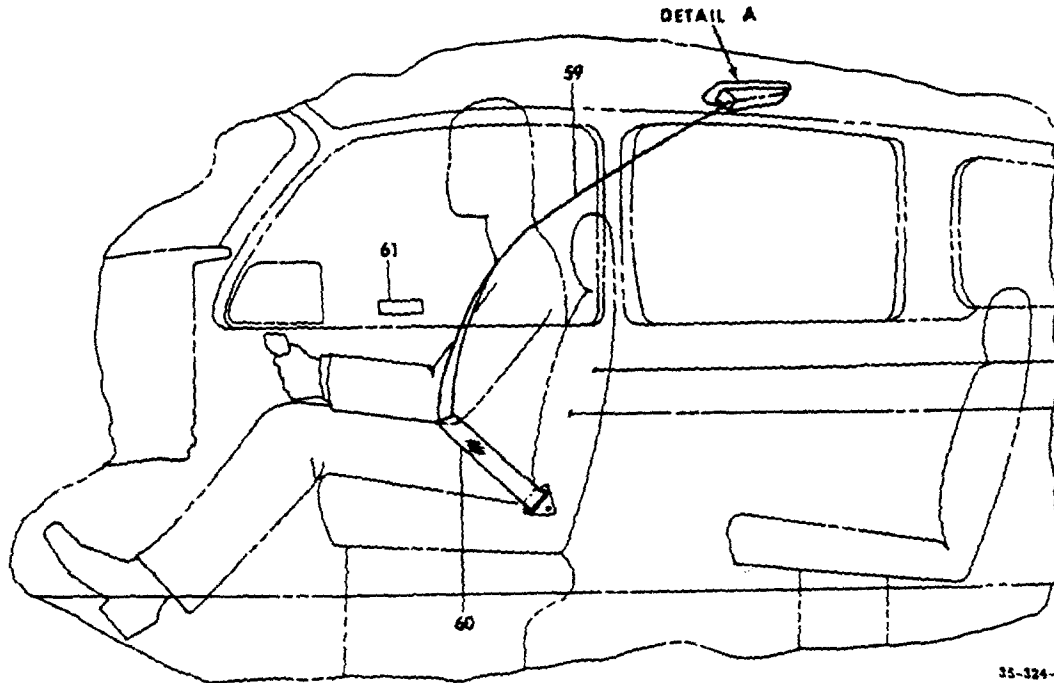
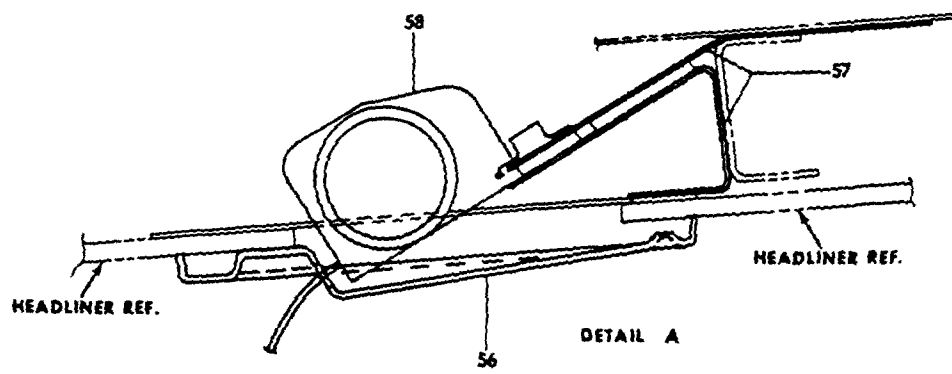


33-324-10

B E E C H C R A F T
B O N A M Z A V 3 5 B
I L L U S T R A T E D P A R T S C A T A L O G

FIG. & INDEX NO.	PART NO.	DESCRIPTION	UNITS PER ASSY	USABLE ON CODE
		1 2 3 4 5 6 7		
324	36-530064-1	GLARESHIELD INSTL	NP	
	36-530064-602	. GLARESHIELD ASSY.	1	1
	36-530064-613	. GLARESHIELD ASSY.	1	2
	36-530064-603	. . DECK ASSY, GLARESHIELD /BONDED/.	1	1
	36-530064-615	. . DECK ASSY, GLARESHIELD /BONDED/.	1	2
	36-530064-605	. . . DECK ASSY /BONDED/.	NP	1
- 39	96-554022-5	. . . DUCT ASSY, DEFROSTER	NP	1
- 40	36-530064-63	. . ANGLE	2	1
	36-530064-65	. . ANGLE	2	2
- 41	36-530064-67	. . ANGLE, CENTER.	1	1
	36-530064-67	. . ANGLE, CENTER.	1	2
	36-530064-57	. . CHANNEL	1	2
	36-530064-51	. . REFLECTOR ASSY.	1	
- 42	36-530064-49	. . . REFLECTOR	1	
	4169-143	. . . BRACKET, REFLECTOR	12	
	1813	. . . BULB	12	
	D165-100-2	. . . FILTER	12	
	35-360011-605	. . . HARNESS ASSY, GLARESHIELD WIRE	1	3
	58-360000-609	. . . HARNESS ASSY, GLARESHIELD WIRE	1	4
	36-530064-23	. . . SUPPORT ASSY.	1	1
	36-530064-61	. . . SUPPORT ASSY.	1	2
- 43	36-530064-9	. . . SUPPORT	1	1
	36-530064-63	. . . SUPPORT	1	2
	99967C098	. . . RECEPTACLE	4	
- 44	36-530064-11	. . . CHANNEL	1	1
	36-530064-69	. . . TAB	1	2
- 45	36-530064-19	. . . CLOSURE, CENTER.	1	1
	36-530064-59	. . . CLOSURE, CENTER.	1	2
- 46	AN531-44	. . . SCREW	10	
	AN530-44	. . . SCREW	6	
- 47	36-530064-29	. . . COVER	1	
- 48	XP51162-12	. . . BUTTON, PLUG	4	
- 49	SS51338	. . . BUTTON, PLUG	2	1
		/ATTACHING PARTS/		
	MS27039-0814	. . . SCREW	1	
- 50	36-530064-75	. . . SUPPORT, LH AND RH	1	
		/ATTACHING PARTS/		
- 51	MS24693S30	. . . SCREW	5	
	102933P2ZM0250	. . . SPACER	5	
	AN960-6	. . . WASHER	5	
	MS21042L06	. . . NUT	5	
- 52	36-530064-75	. . . SUPPORT, CENTER.	1	
		/ATTACHING PARTS/		
- 53	MS24693S30	. . . SCREW	8	
	102933P2ZM0250	. . . SPACER	8	
	AN960-6	. . . WASHER	8	
	MS21042L06	. . . NUT	8	
- 54	C2400L4P1A-B	. . . COMPASS ASSY /24 VOLT/.	1	12
	C2400L4P1A	. . . COMPASS ASSY /12 VOLT/.	1	11
		/ATTACHING PARTS/		
- 55	AN515B8R8	. . . SCREW	3	
	MS35338-99	. . . WASHER	3	
	MS20341-8B	. . . NUT	3	

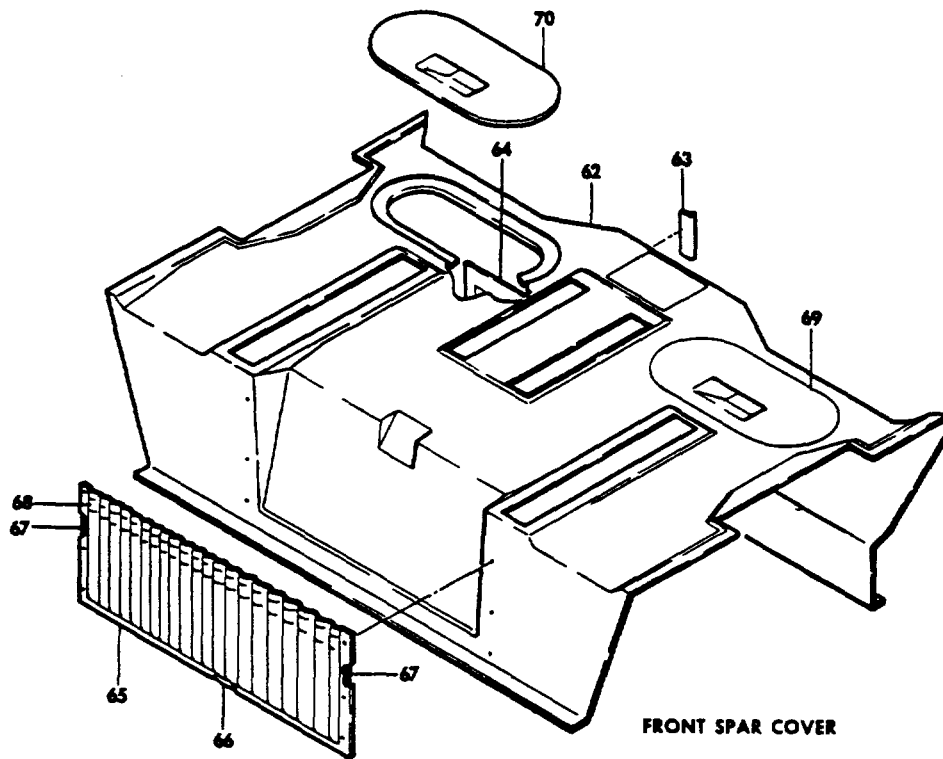
BEECHCRAFT
BONANZA V35B
ILLUSTRATED PARTS CATALOG



BEECHCRAFT
BONANZA V35B
ILLUSTRATED PARTS CATALOG

FIG. & INDEX NO.	PART NO.	DESCRIPTION	UNITS PER ASSY	USABLE ON CODE
324	58-530138-1	SHOULDER HARNESS & LAP BELT INSTL	NP	7
	- 56 58-530140-1	. ESCUTCHEON,INERTIA REEL /ATTACHING PARTS/	2	7
	NAS384-8-10P	. SCREW	2	
	NAS384-8-16P	. SCREW	2	
	58-530139-1	. BRACKET INSTL,INERTIA REEL.	NP	7
- 57	58-530139-3	. . BRACKET ASSY,LH	1	7
	58-530139-4	. . BRACKET ASSY,RH /ATTACHING PARTS/	1	7
	130909B12	. . BOLT.	1	
	AN960-10	. . WASHER.	1	
	130909N29	. . NUT	1	
	58-530139-5	. . . BRACKET,LH.	1	7
	58-530139-4	. . . BRACKET,RH.	1	7
	58-530139-11	. . . SPACER.	1	7
	58-530139-9	. . . ANGLE	1	7
	MS21051-4K	. . . NUTPLATE.	1	7
	58-530139-2	. . . CLIP.	2	7
- 58	0107121-05	. REEL,INERTIA. /ATTACHING PARTS/	2	7
	130909B34	. BOLT.	1	
	102933S5ZM0135	. SPACER.	1	
- 59	58-530081-19	. HARNESS ASSY,SHOULDER	2	7
	CS647 LH	. . LINK,HARNESS.	1	7
	CS647 RH	. . LINK,HARNESS.	1	7
	115184-1	. . PLACARD	1	7
- 60	58-530081-29	. BELT ASSY,LAP	2	7
	CS5000B3B	. . BUCKLE.	1	7
	D611A	. . TIP	1	7
	M2005M2	. . FITTING,END	1	7
	115184-1	. . PLACARD	1	7
	58-530081-57	. BELT ASSY,LAP	2	7
	CS649	. . CONNECTOR	1	7
	D611A	. . TIP	1	7
	M2005M2	. . FITTING,END	1	7
	115184-1	. . PLACARD	1	7
- 61	58-530141-1	. DECAL,SHOULDER HARNESS & LAP BELT INSTRUCTION	2	7
	35-554035-5	HAT SHELF	1	
	96-534011-7	ANGLE,HAT SHELF TRIM.	1	

BEECHCRAFT
BONANZA V35B
ILLUSTRATED PARTS CATALOG



35-324-15

B E E C H C R A F T
B O N A N Z A V 3 5 8
I L L U S T R A T E D P A R T S C A T A L O G

FIG. & ITEM NO.	PART NO.	DESCRIPTION							UNITS PER ASSY	USABLE ON CODE	
		1	2	3	4	5	6	7			
324	35-534465-7	COVER INSTL,FRONT SPAR CARRY THRU							NP	9	
	35-534465-15	COVER INSTL,FRONT SPAR CARRY THRU							NP	9	
			/WITH OXYGEN PROVISIONS/								
		35-534465-9	. COVER ASSY,FRONT SPAR							1	9
		35-534465-17	. COVER ASSY,FRONT SPAR							1	9
			/WITH OXYGEN PROVISIONS/								
			/ATTACHING PARTS/								
		NAS384-6-12P	. SCREW							10	
		NAS39186P	. WASHER.							10	
	- 62	35-534465-11	. . COVER,FRONT SPAR.							1	9
		35-534465-19	. . COVER,FRONT SPAR.							1	9
			/WITH OXYGEN PROVISIONS/								
	- 63	35-534465-13	. . GIMP.							1	9
	- 64	58-530157-1	. . PLENUM.							1	9
	- 65	58-530159-3	. . COVER ASSY.							1	9
		/ATTACHING PARTS/									
	NAS384-6-12P	. . SCREW							9		
	NAS39186P	. . WASHER.							9		
- 66	58-530159-19	. . . STIFFENER,POCKET BOTTOM							2	9	
- 67	58-530159-17	. . . STIFFENER,POCKET SIDES.							2	9	
- 68	58-530159-11	. . . POCKET,SIDES ELASTIC.							2	9	
	58-530159-15	. . . POCKET.							2	9	
- 69	58-530158-1	. . COVER ASSY,LH							1	9	
- 70	58-530158-5	. . COVER ASSY,RH							1	9	
		/ATTACHING PARTS/									
	NAS384-6-10P	. . SCREW							6		
	NAS395-6-3	. . NUT							2		
	AB584-6Z3	. . NUTPLATE.							6		
	35-534465-27	. . CLIP.							2	9	
		/ATTACHING PARTS/									
	MS35206-246	. . SCREW							2		
	130290-3	. . CLIPNUT							2		

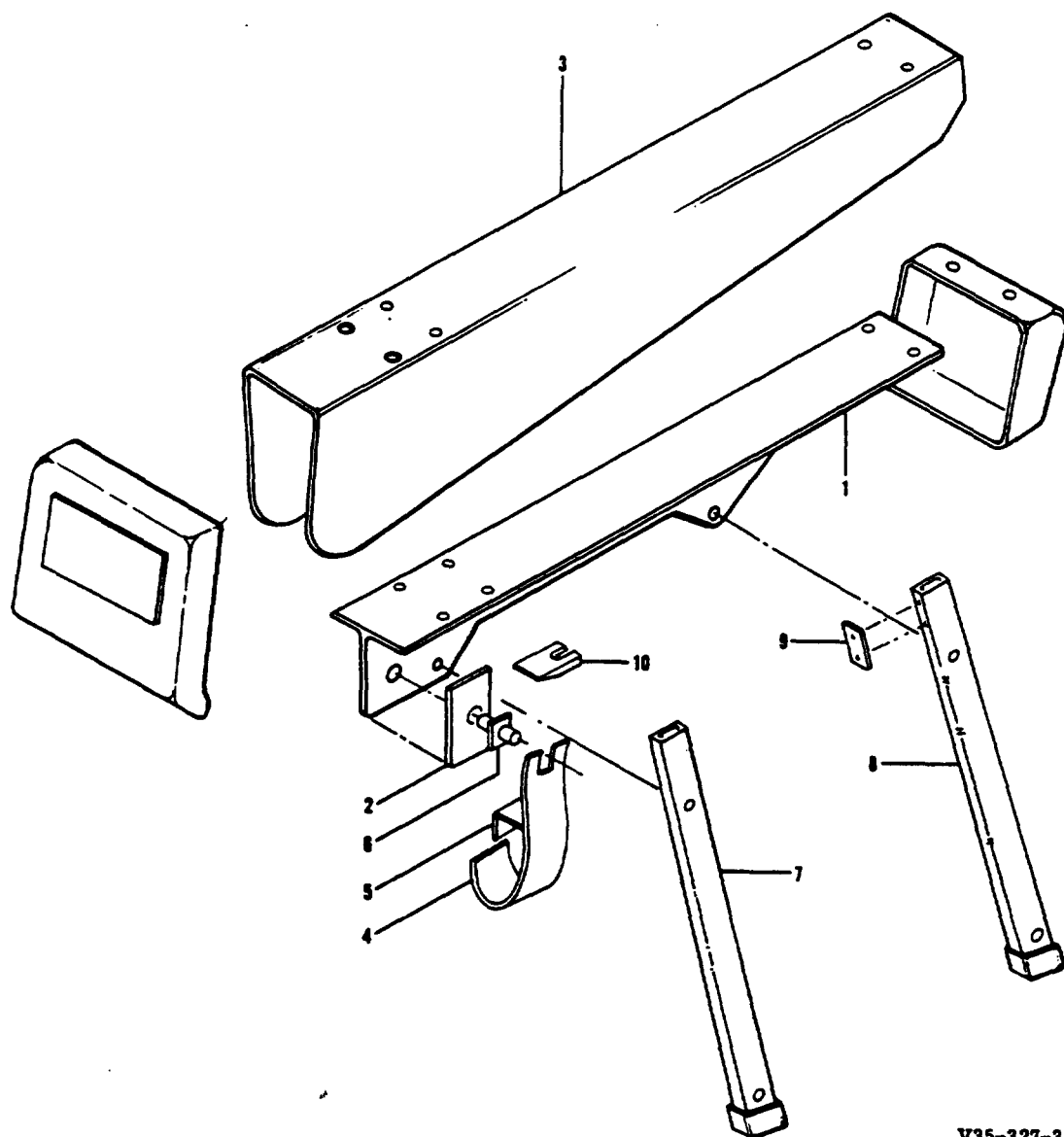
C O D E S O F E F F E C T I V I T Y

1	D-9069 THRU D-9221	2	D-9222 AND AFTER
3	D-9069 THRU D-9293	4	D-9294 AND AFTER
5	D-9069 THRU D-9286	6	D-9287 THRU D-10352 EXCEPT D-10348
7	D-9304 THRU D-10352 EXCEPT D-10348	8	D-9287 THRU D-9537
9	D-9538 THRU D-10352 THRU D-10348	10	D-9069 THRU D-9537
11	D-9069 THRU D-10119, EXCEPT D-10097	12	D-10097, D-10120 AND AFTER
13	D-10348,D-10353 AND AFTER	14	D-9287 AND AFTER
15	D-9862 AND AFTER	16	D-9069 THRU D-10352 EXCEPT D-10348

BEECHCRAFT
BONANZA V35B
ILLUSTRATED PARTS CATALOG

FIGURE 327
ARMRESTS
D-9069 THRU D-10352 EXCEPT D-10348

BEECHCRAFT
SONARIZA V35B
ILLUSTRATED PARTS CATALOG

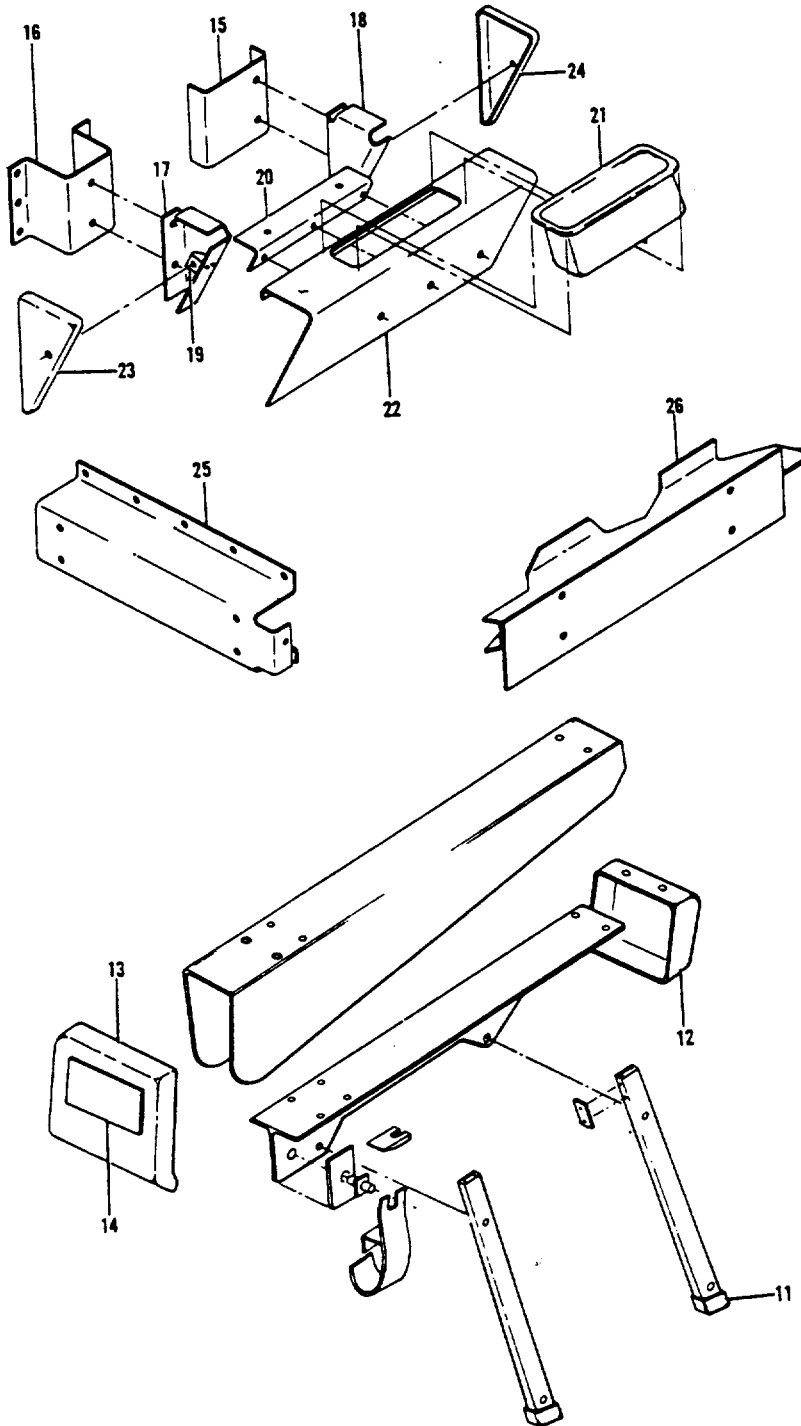


V35-327-3

B E E C H C R A F T
B O N A N Z A V 3 5 B
I L L U S T R A T E D P A R T S C A T A L O G

FIG. & INDEX NO.	PART NO.	DESCRIPTION	UNITS PER ASSY	USABLE ON CODE	
		1 2 3 4 5 6 7			
327	60-530139-1	ARMREST INSTL,LH STOWABLE	NP	1	
	60-530139-2	ARMREST INSTL,RH STOWABLE	NP	1	
	60-530139-117	ARMREST INSTL,STOWABLE /PILOTS CHAIR/	NP	2	
	60-530139-119	ARMREST INSTL,STOWABLE /PASSENGER CHAIR/.	NP	2	
	60-530139-3	. ARMREST ASSY,LH UPHOLSTERED	1	1	
	60-530139-4	. ARMREST ASSY,RH UPHOLSTERED	1	1	
	60-530139-121	. ARMREST ASSY, UPHOLSTERED	1	2	
		/ATTACHING PARTS/			
		AN24-18A/M/	. SCREW	2	
		AN24-27A/M/	. BOLT	1	
		105739SYD0700	. SPACER	2	
		60-530139-133	. SPACER	1	
		50-534547-25	. WASHER	2	
		50-534547-65	. WASHER	1	
		42ND8-048	. NUT	2	
		60-530139-5	. . . FRAME ASSY,LH SEAT ARMREST.	1	1
		60-530139-6	. . . FRAME ASSY,RH SEAT ARMREST.	1	1
		60-530139-123	. . . FRAME ASSY,ARMREST.	1	2
		60-530139-7	. . . SUPPORT ASSY,LH	1	1
		60-530139-8	. . . SUPPORT ASSY,RH	1	1
		60-530139-125	. . . SUPPORT ASSY.	1	2
	- 1	60-530139-13 SUPPORT,LH.	1	1
		60-530139-14 SUPPORT,RH.	1	1
		60-530139-131 SUPPORT /SINGLE ARMREST INSTL/.	1	2
	- 2	60-530139-15 DOUBLER,SUPPORT	1	
		60-530139-25 CLIP.	2	
		60-530139-9 PAN ASSY,LH	1	
		60-530139-10 PAN ASSY,RH	1	
		/ATTACHING PARTS/			
		MS35206-245 SCREW	4	
	AN935-8L WASHER	4		
	MS35425-19 NUT,WING.	4		
- 3	60-530139-27 PAN	1		
	60-530139-33 CLIP.	2		
	60-530139-11 RELEASE ASSY,ARMREST.	1		
	/ATTACHING PARTS/				
	AN509-8R7 SCREW	1		
	AN960-8 WASHER	1		
	MS21042L08 NUT	1		
- 4	60-530139-29 HANDLE.	1		
- 5	60-530139-31 SPRING.	1		
- 6	50-534547-29 BOLT,LH ARMREST LATCH	1		
	50-534547-30 BOLT,RH ARMREST LATCH	1		
	NAS77A6-35 BUSHING,LATCH BOLT.	1		
	MS171505 PIN,LATCH BOLT.	1		
- 7	60-530139-17 ARM,FWD	1	1	
	60-530139-127 ARM,FWD	1	2	
- 8	60-530139-19 ARM,AFT	1	1	
	60-530139-129 ARM,AFT	1	2	
	/ATTACHING PARTS/				
	AN3-10/M/ BOLT.	2		
	AN960-10L WASHER	2		
	60-530139-23 WASHER	2		
	130909N29 NUT	2		
- 9	60-530139-21 STOP,ARMREST AFT ARM.	1		
	/ATTACHING PARTS/				
	PK89XA6-11 SCREW	2		
- 10	60-530139-37 STOP,ARMREST FWD ARM.	1		
	/ATTACHING PARTS/				
	AN509-8R12 SCREW	1		
	AN960-8 WASHER	1		
	MS21042L08 NUT	1		

BEECHCRAFT
BONANZA V35B
ILLUSTRATED PARTS CATALOG

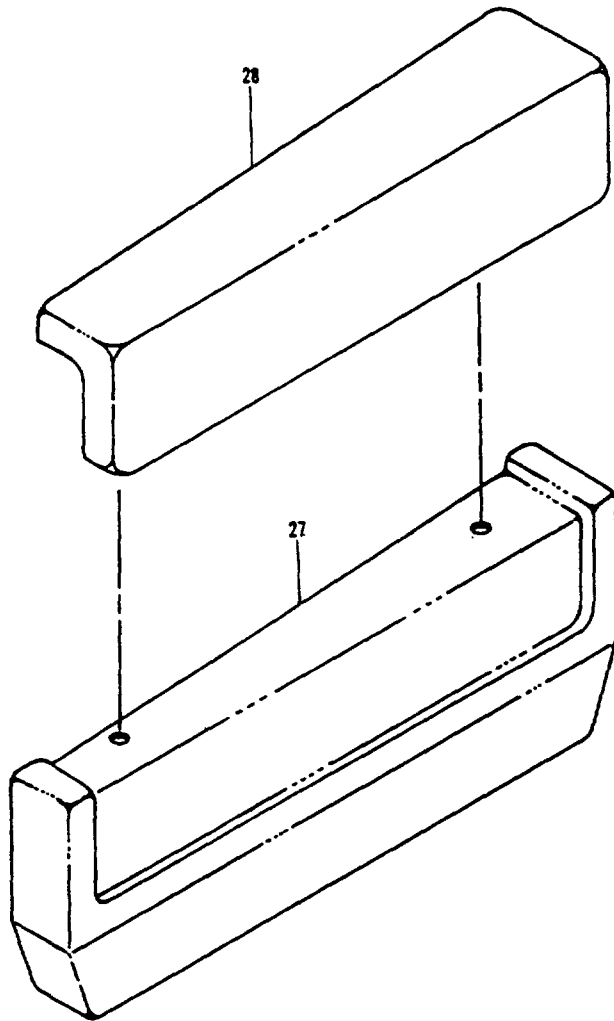


V35-327-4

B E E C H C R A F T
B O N A N Z A V 3 5 B
I L L U S T R A T E D P A R T S C A T A L O G

FIG. & INDEX NO.	PART NO.	DESCRIPTION	UNITS PER ASSY	USABLE ON CODE
		1 2 3 4 5 6 7		
327 - 11	99-530073-14	. . COVER, ARMREST ARM	2	
- 12	60-530139-35	. . CAP, ARMREST AFT	1	
	NAS384-6P	. . SCREW	2	
	NAS390-6P	. . WASHER	2	
	58-530075-1	. . HOOK ASSY, ARMREST	1	2
	58-530075-3	. . . PLATE	1	2
	58-530075-5	. . . SPACER	1	2
- 13	50-534527-5	. . CAP, ARMREST FWD	1	2
	PK89XA6-6	. . SCREW	2	
- 14	50-534536	. . DECAL, ARMREST	1	
	35-534448-13	ARMREST INSTL, SIDE PANEL	MP	3
	35-534448-5	. . CHANNEL ASSY, REAR ARMREST AFT /LH & RH/	2	3
- 15	35-534448-7	. . CHANNEL	1	3
	K1000-3	. . NUTPLATE	2	3
	35-534448-9	. . CHANNEL ASSY, REAR ARMREST FWD /LH & RH/	2	3
- 16	35-534448-11	. . CHANNEL	1	3
	K1000-3	. . NUTPLATE	2	3
	36-530068-29	. . ARMREST ASSY, RH /STANDARD/.	1	3
	36-530068-25	. . ARMREST ASSY, RH /OPTIONAL/.	1	3
	36-530068-30	. . ARMREST ASSY, LH	1	3
	36-530085-1	. . ARMREST ASSY, LH	1	3
	36-530085-2	. . ARMREST ASSY, RH	1	3
	130909814	. . BOLT	4	
	AN960-10	. . WASHER	4	
	36-530085-3	. . PANEL, LH FWD ARMREST COVER	1	3
	36-530085-4	. . PANEL, RH FWD ARMREST COVER	1	3
	36-530085-5	. . ANGLE, LH FWD	1	3
	36-530085-6	. . ANGLE, RH AFT	1	3
	36-530085-7	. . ANGLE, LH FWD	1	3
	36-530085-8	. . ANGLE, RH AFT	1	3
	NAS1033N06	. . NUT, ANCHOR	2	3
- 17	36-530068-19	. . GUSSET, RH FWD	1	3
- 18	36-530068-20	. . GUSSET, RH AFT	1	3
	36-530068-21	. . GUSSET, LH FWD	1	3
	36-530068-22	. . GUSSET, LH AFT	1	3
- 19	NAS1033N06	. . NUTPLATE	1	3
- 20	36-530068-13	. . ANGLE, RH FWD ARMREST	1	3
- 21	36-530076-1	. . ESCUTCHEON, RH ARMREST DOOR PULL	1	3
	NAS385-6-6	. . SCREW	2	
	NAS391-6	. . WASHER	2	
- 22	36-530068-23	. . PANEL, RH FWD ARMREST COVER /STANDARD/	1	3
	36-530068-27	. . PANEL, RH FWD ARMREST COVER /OPTIONAL/	1	3
	36-530068-28	. . PANEL, LH FWD ARMREST COVER	1	3
	36-530068-11	. . PANEL, AFT ARMREST COVER /LH & RH/	2	3
- 23	36-530086-1	. . CAP, ARMREST FWD	4	3
- 24	36-530086-3	. . CAP, ARMREST AFT	4	3
	NAS387-632-8P	. . SCREW	1	
	NAS391-6P	. . WASHER	1	
	NAS430D1-42	. . SPACER	1	
- 25	35-534451-1	. . BRACKET ASSY, LH FWD ARMREST	1	3
	35-534451-3	. . BRACKET	1	3
	K1000-3	. . NUTPLATE	4	3
- 26	35-534450-1	. . BRACKET ASSY, RH FWD ARMREST	1	3
	35-534450-3	. . BRACKET	1	3
	35-534450-5	. . PLATE	1	3
	K1000-3	. . NUTPLATE	4	3

BEECHCRAFT
BONANZA V35B
ILLUSTRATED PARTS CATALOG



V35-327-5

B E E C H C R A F T
B O N A N Z A V 3 5 8
I L L U S T R A T E D P A R T S C A T A L O G

FIG. & INDEX NO.	PART NO.	DESCRIPTION							UNITS PER ASSY	USABLE ON CODE
		1	2	3	4	5	6	7		
327	35-534009-3	U	P	H	O	L	S	T	NP	4
	96-530017-81	U	P	H	O	L	S	T	NP	5
	- 27	35-534461-1	.	.	A	R	M	R	1	4
	96-534133-1	.	.	A	R	M	R	1	5	
	35-534461-2	.	.	A	R	M	R	1	4	
	96-534133-2	.	.	A	R	M	R	1	5	
	AN525-10R28	.	.	S	C	R	E	2		
	AN525-10R20	.	.	S	C	R	E	2		
	- 28	35-534462-1	.	.	P	A	D	1	4	
	96-534133-3	.	.	P	A	D	1	5		
35-534462-2	.	.	P	A	D	1	4			
96-534133-4	.	.	P	A	D	1	5			
58-530180-1	.	.	A	R	M	1	5			
58-530180-3	.	.	A	R	M	1	5			

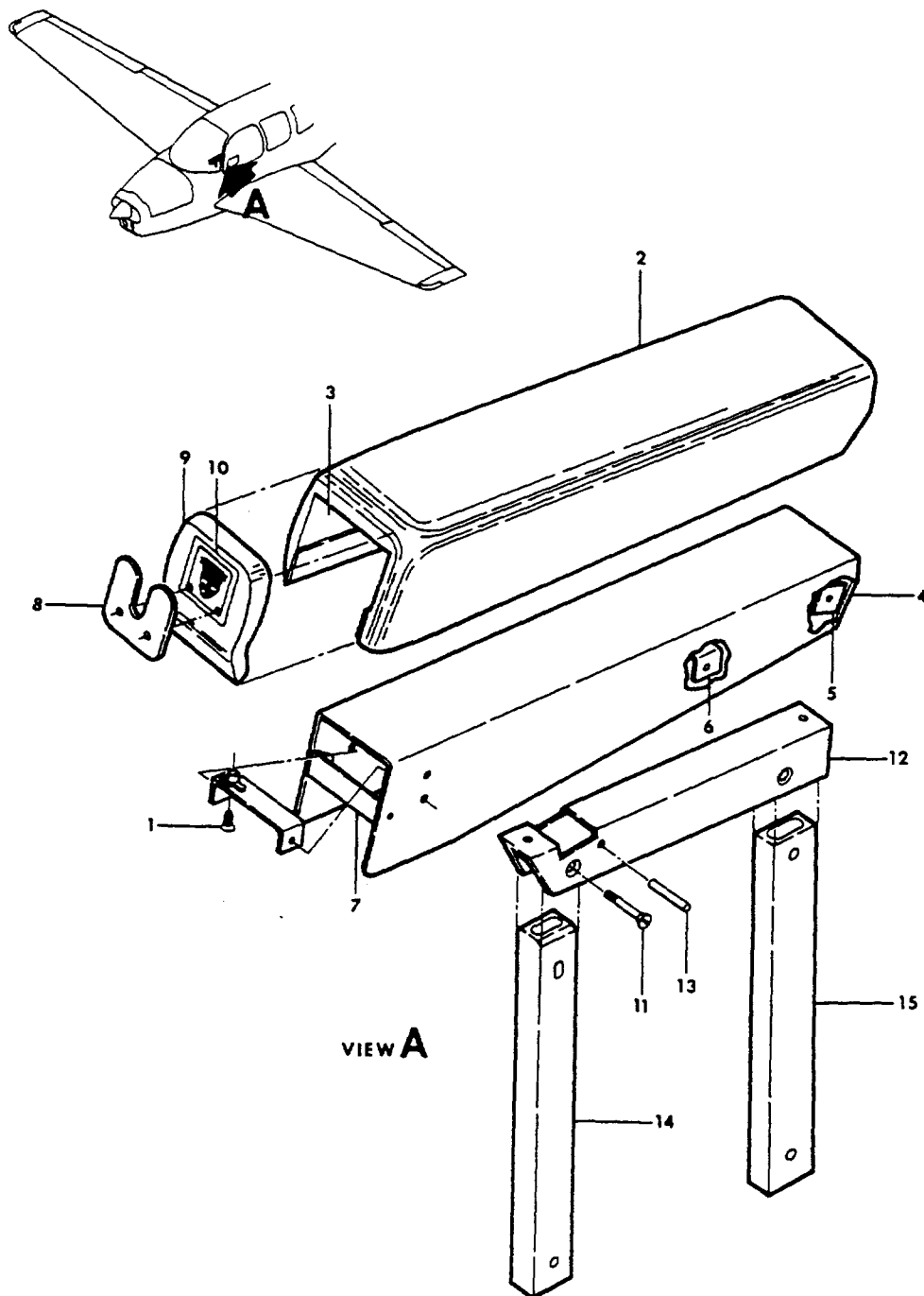
C O D E S O F E F F E C T I V I T Y

- | | | | |
|---|---------------------------------------|---|---------------------------------------|
| 1 | D-9069 THRU D-9129 | 2 | D-9130 THRU D-10352
EXCEPT D-10348 |
| 3 | D-9069 THRU D-9286 | 4 | D-9287 THRU D-9537 |
| 5 | D-9538 THRU D-10352
EXCEPT D-10348 | | |

BEECHCRAFT
BONANZA V35B
ILLUSTRATED PARTS CATALOG

FIGURE 327A
ARMRESTS
D-10348, D-10353 AND AFTER

BEECHCRAFT
BONANZA V35B
ILLUSTRATED PARTS CATALOG



36-327A-7

B E E C H C R A F T
B O N A N Z A V 3 5 B
I L L U S T R A T E D P A R T S C A T A L O G

FIG. & ITEM NO.	PART NO.	DESCRIPTION	UNITS PER ASSY	USABLE ON CODE	
		1 2 3 4 5 6 7			
327A	106-530063-1	ARMREST ASSY,PILOT & COPILOT	1	1	
	106-530063-3	ARMREST ASSY,3RD & 4TH SEAT	1	1	
		/ATTACHING PARTS/			
		AN24-15A	BOLT.	2	
		105739SYD0560	BUSHING	2	
		50-534547-25	WASHER.	2	
		42N08-048	NUT	2	
		106-530063-9	. SADDLE ASSY	1	1
			/ATTACHING PARTS/		
	- 1	R MS24693S49	. SCREW	2	
	- 2	106-530063-15	. . COVER	1	1
	- 3	106-530063-13	. . SADDLE	1	1
	- 4	60-530139-35	. . CAP,ARMREST AFT	1	1
			/ATTACHING PARTS/		
		NAS384-6-6P	. . SCREW	2	
		NAS390-6P	. . WASHER.	2	
	- 5	106-530063-33	. . BRACKET	1	1
		106-530063-19	. . BRACKET ASSY.	2	1
	- 6	106-530063-17	. . BRACKET	1	1
		MS21047-08	. . NUTPLATE.	1	1
	- 7	106-530063-21	. . BRACKET	1	1
		58-530075-1	. MIC HOLDER.	1	1
			/ATTACHING PARTS/		
		R NAS384-6-12P	. SCREW	2	
		R NAS395-16-3	. NUT,CLIP.	2	
	- 8	58-530075-3	. . PLATE	1	1
		58-530075-5	. . SPACER.	1	1
	- 9	50-534527-5	. CAP,ARMREST FWD	1	1
	- 10	50-534536	. PLATE,ARMREST CAP IDENTIFICATION/3RD & 4TH/	1	1
		106-530063-5	. FRAME ASSY/PILOT & COPILOT/	1	1
		106-530063-7	. FRAME ASSY/3RD & 4TH/	1	1
		/ATTACHING PARTS/			
- 11	R AN26-23	. BOLT.	2		
	R AN960-616L	. WASHER.	AR		
	AN960-616	. WASHER.	AR		
	100951NY125YM	. WASHER/AFT BOLT/.	AR		
	MS21042L6	. NUT	2		
- 12	106-530063-11	. . FRAME	1	1	
- 13	MS9048-108	. . PIN	1	1	
- 14	106-530063-23	. . LEG,FWD/PILOT & COPILOT/.	1	1	
	106-530063-25	. . LEG,FWD/3RD & 4TH/.	1	1	
- 15	106-530063-27	. . LEG,AFT/PILOT & COPILOT/.	1	1	
	106-530063-31	. . LEG,AFT/3RD & 4TH/.	1	1	

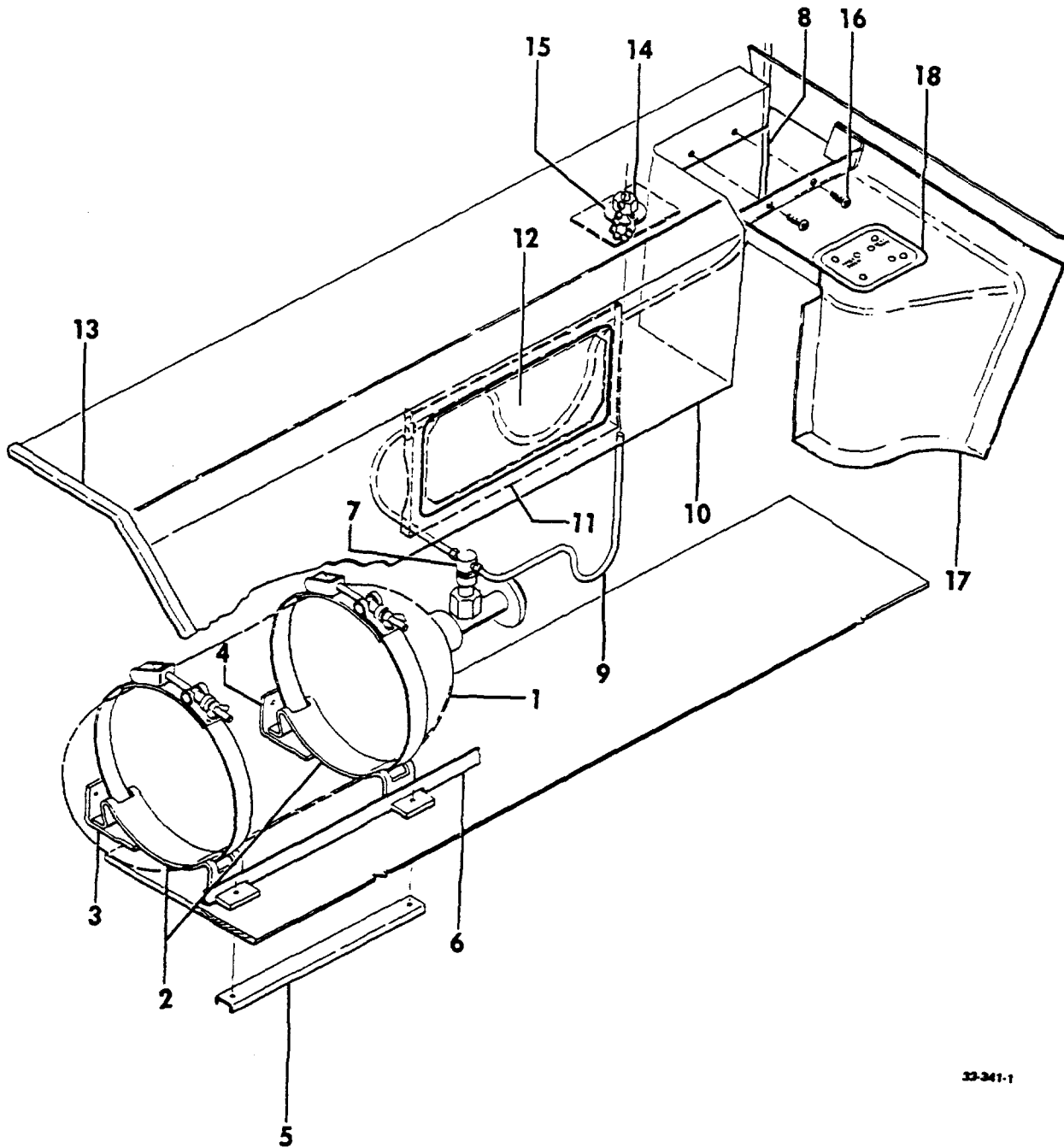
C O D E S O F E F F E C T I V I T Y

1 D-10348,D-10353
AND AFTER

B E E C H C R A F T
B O N A N Z A V 3 5 B
I L L U S T R A T E D P A R T S C A T A L O G

FIGURE 341
OXYGEN SYSTEM
D-9069 THRU D-9821

BEECHCRAFT
BONANZA V35B
ILLUSTRATED PARTS CATALOG

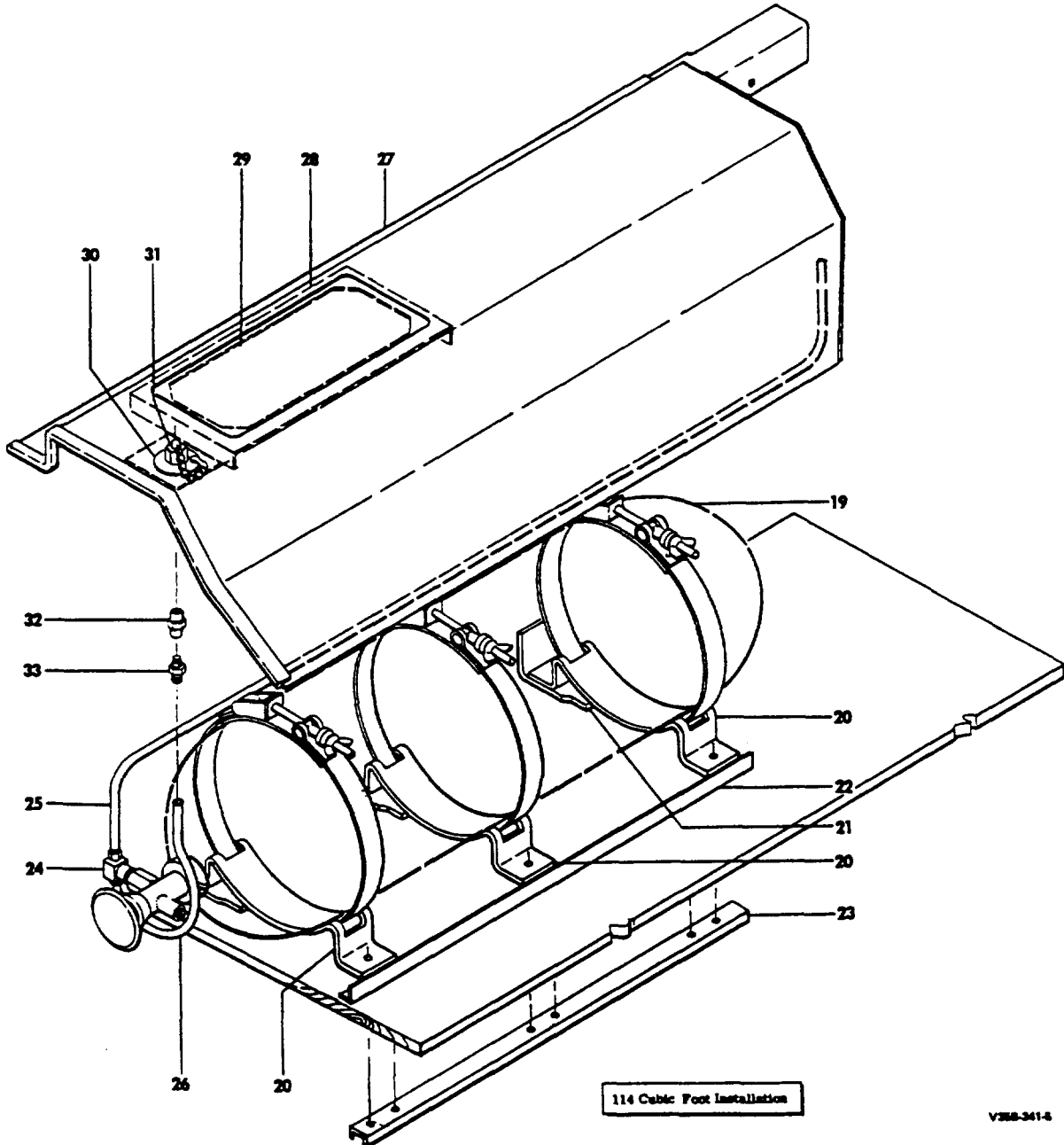


32-341-1

B E E C H C R A F T
B O N A N Z A V 3 5 8
I L L U S T R A T E D P A R T S C A T A L O G

FIG. & INDEX NO.	PART NO.	DESCRIPTION	UNITS							USABLE ON CODE
			PER ASSY	1	2	3	4	5	6	
341	35-560010-39	OXYGEN BOTTLE INSTL /49 CU FT/.	NP							6
- 1	6350A25-0C	. BOTTLE,OXYGEN /49 CU FT/.	1							6
- 2	35-560010-9	. BRACKET,BOTTLE MOUNTING	2							6
		/ATTACHING PARTS/								
	AN3	. BOLT.	2							
	AN960-10	. WASHER.	2							
	NAS680A3	. NUTPLATE.	2							
- 3	35-560010-13	. ANGLE,BRACKET SUPPORT	1							6
- 4	35-560010-15	. ANGLE,BRACKET SUPPORT	1							6
		/ATTACHING PARTS/								
	AN525-832	. SCREW	2							
	AN960-8	. WASHER.	2							
	130909N28	. NUT	2							
	AN3	. BOLT.	2							
	AN960-10	. WASHER.	2							
	K2000-3	. NUTPLATE.	2							
- 5	35-560010-11	. SUPPORT	1							6
- 6	35-560010-19	. ANGLE	1							6
- 7	18-300009-21	. TEE	1							6
- 8	35-560010-37	. TUBE ASSY /49 CU FT INSTL/.	1							6
- 9	35-560010-23	. TUBE ASSY /49 CU FT INSTL/.	1							6
- 10	35-560010-601	. PARTITION ASSY,FWD FRONT SEAT UPHOLSTERED	1							6
		/SPECIFY AIRPLANE SERIAL/								
		/ATTACHING PARTS/								
	AN530-6	. SCREW	8							
- 11	35-410451-39	. DOUBLER ASSY.	1							6
	35-410451-43	. DOUBLER	1							6
	99871P098	. RECEPTACLE.	4							6
- 12	35-410451-35	. DOOR ASSY	1							6
	35-410451-41	. DOOR.	1							6
	98293-1-060	. STUD.	4							6
	99785-2	. PIN	4							6
- 13	112416	. EXTRUSION /15 1/2 IN. LONG/	1							6
- 14	ZV850	. FILLER VALVE & CAP ASSY	1							6
- 15	35-560010-33	. PLACARD ASSY,OXYGEN RECHARGE.	1							6
	50-560015	. PLACARD,OXYGEN RECHARGE	1							6
	100951D0020WH	. WASHER.	1							6
	35-560010-603	. COVER ASSY,FUEL SELECTOR VALVE.	1							6
		/ATTACHING PARTS/								
- 16	AN530-6	. SCREW	12							
- 17	35-924256-3	. COVER,FUEL SELECTOR VALVE	1							6
	35-534421-27	. PLACARD ASSY,FUEL SELECTOR/50 GAL.CAPACITY/	1							6
- 18	35-534421-29	. PLACARD ASSY,FUEL SELECTOR/80 GAL.CAPACITY/	1							6
		/ATTACHING PARTS/								
	NAS384-6-8P	. SCREW	4							
	A1777-6Z3	. NUTPLATE.	4							
	36-920019	. PLACARD,FUEL SELECTOR/50 GAL.CAPACITY/.	1							6
	36-920020	. PLACARD,FUEL SELECTOR/80 GAL.CAPACITY/.	1							6
	33-924013	. PLATE,FUEL SELECTOR VALVE COVER	1							6
	36-920021-1	. PLATE	1							6

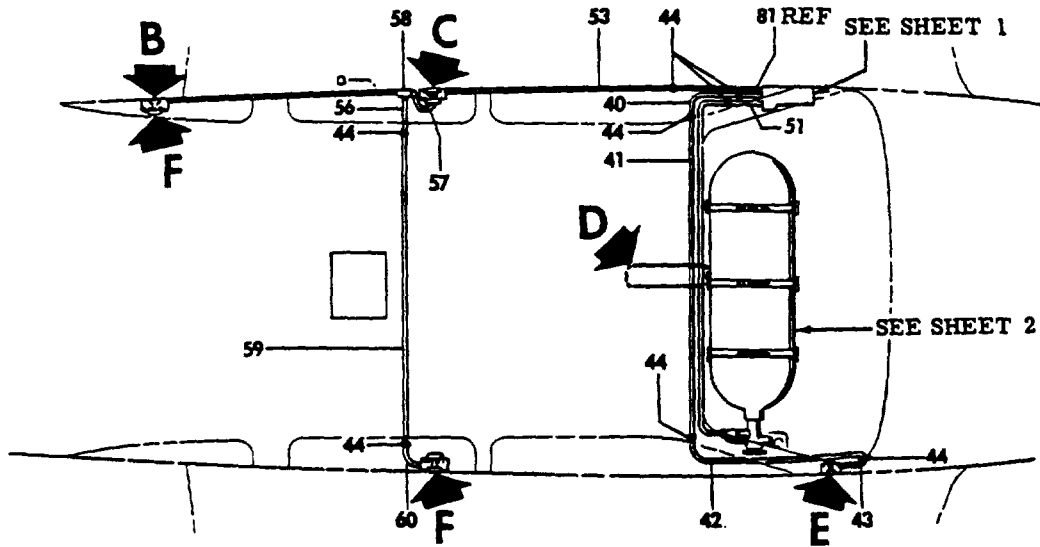
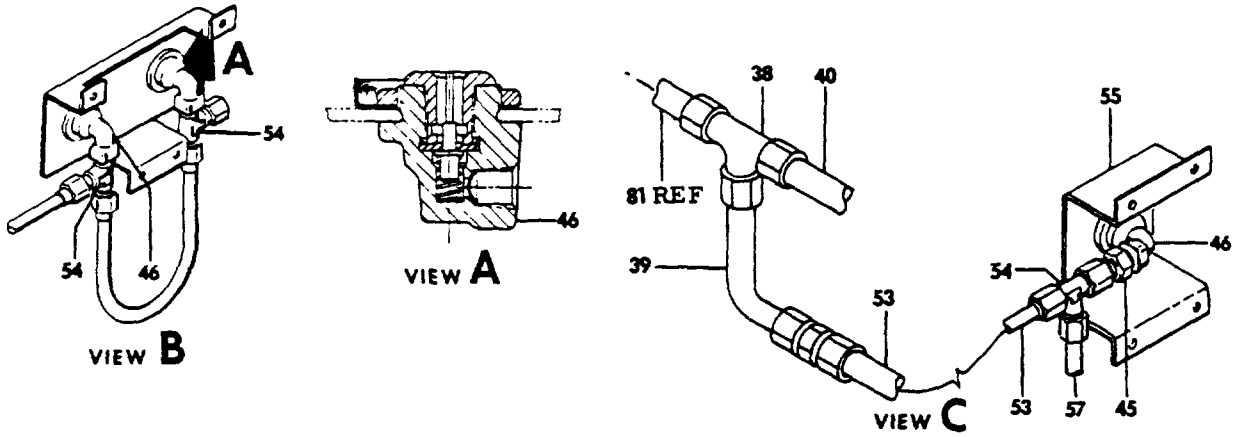
BEECHCRAFT
BONANZA V35B
ILLUSTRATED PARTS CATALOG



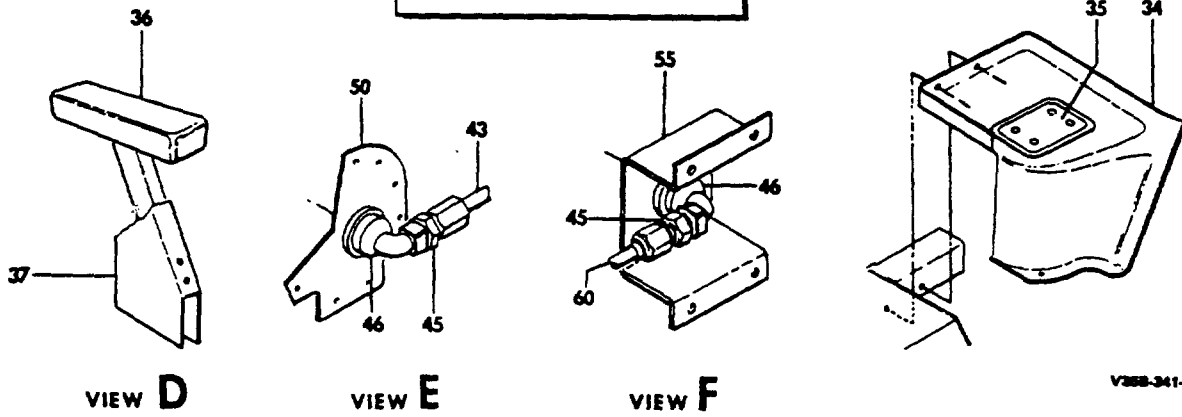
B E E C H C R A F T
B O N A N Z A V 3 5 8
I L L U S T R A T E D P A R T S C A T A L O G

FIG. & INDEX NO.	PART NO.	DESCRIPTION	UNITS PER ASSY	USABLE ON CODE
		1 2 3 4 5 6 7		
341	35-560011-1	OXYGEN BOTTLE INSTL /114 CU FT/	MP	1
- 19	6350A34-0C	. BOTTLE,OXYGEN	1	1
- 20	35-560011-37	. BRACKET,BOTTLE MOUNTING	3	1
		/ATTACHING PARTS/		
	AN3	. BOLT.	2	
	AN960-10	. WASHER.	2	
	K2000-3	. NUTPLATE.	2	
- 21	35-560011-39	. ANGLE,BRACKET SUPPORT	3	1
		/ATTACHING PARTS/		
	AN3	. BOLT.	1	
	AN960-10	. WASHER.	1	
	K2000-3	. NUTPLATE.	1	
	AN525-8R	. SCREW	2	
	AN960-8	. WASHER.	2	
	130909M28	. NUT	2	
- 22	35-410421	. ANGLE ASSY.	1	1
	35-410421-2	. ANGLE	1	1
	NAS395-6-1	. NUT	4	1
- 23	35-560011-45	. SUPPORT	1	1
		/ATTACHING PARTS/		
	AN515-8R	. SCREW	3	
	AN960-8	. WASHER.	3	
	MS21047L08	. NUTPLATE.	3	
- 24	18-300009-21	. TEE	1	1
- 25	35-560011-41	. TUBE ASSY	1	1
- 26	35-560011-43	. TUBE ASSY	1	1
- 27	35-560011-601 C	. PARTITION ASSY,FWD FRONT SEAT UPHOLSTERED	1	1
		/SPECIFY AIRPLANE SERIAL/		
		/ATTACHING PARTS/		
	AN530-6	. SCREW	8	
- 28	35-410451-39	. DOUBLER ASSY.	1	1
	35-410451-43	. DOUBLER	1	1
	99871P098	. RECEPTACLE.	4	1
- 29	35-410451-35	. DOOR ASSY	1	1
	35-410451-41	. DOOR.	1	1
	98293-1-060	. STUD.	4	1
	99785-2	. PIN	4	1
- 30	35-560010-33	. PLACARD ASSY,OXYGEN RECHARGE.	1	1
	50-560015	. PLACARD,OXYGEN RECHARGE	1	1
	100951D0020WM	. WASHER.	1	1
- 31	26875-48	. FILLER VALVE & CAP ASSY	1	1
		/ATTACHING PARTS/		
	AN520-10	. SCREW	3	
	AN960-10	. WASHER.	3	
	130909M29	. NUT	3	
- 32	AN910-1	. COUPLING,FILLER VALVE	1	1
- 33	AN780-3	. NIPPLE,FILLER VALVE	1	1
	35-560011-603	. COVER ASSY,FUEL SELECTOR VALVE.	1	1
		/USED WITH 114 CU. FT. SYSTEM/		
		/ATTACHING PARTS/		
	AN530-6R8	. SCREW	12	

BEECHCRAFT
 BONANZA V35B
 ILLUSTRATED PARTS CATALOG



114 Cubic Foot Installation



V288-341-6

B E E C H C R A F T
B O N A N Z A V 3 5 B
I L L U S T R A T E D P A R T S C A T A L O G

FIG. & INDEX NO.	PART NO.	DESCRIPTION	UNITS PER ASSY	USABLE ON CODE
341 - 34	35-560011-13	. . COVER, FUEL SELECTOR VALVE	1	1
	35-534421-27	. . PLACARD ASSY, FUEL SELECTOR/50 GAL. CAPACITY/	1	1
- 35	35-534421-29	. . PLACARD ASSY, FUEL SELECTOR/80 GAL. CAPACITY/ /ATTACHING PARTS/	1	1
	NAS384-6-8P	. . SCREW	4	
	A1777-6Z3	. . NUTPLATE	4	
	36-920019	. . . PLACARD, FUEL SELECTOR/50 GAL. CAPACITY/ . .	1	1
	36-920020	. . . PLACARD, FUEL SELECTOR/80 GAL. CAPACITY/ . .	1	1
	33-924013	. . . PLATE, FUEL SELECTOR VALVE COVER	1	1
	36-920021-1	. . PLATE	1	1
- 36	35-560011-23	. ARMREST ASSY.	1	1
- 37	35-560011-27	. COVER ASSY, ARMREST.	1	1
	35-560001-125	OXYGEN OUTLET INSTL /4 OUTLETS/ /LH & RH/	NP	6
	35-560001-127	OXYGEN OUTLET INSTL /5 OUTLETS/ /LH & RH/	NP	6
	35-560001-129	OXYGEN OUTLET INSTL /6 OUTLETS/ /LH & RH/	NP	6
- 38	AN824-50	. TEE	1	6
- 39	35-560001-59	. TUBE ASSY	1	2
	58-560001-133	. TUBE ASSY	1	4
	58-560001-113	. TUBE ASSY	1	5
- 40	35-560001-35	. TUBE ASSY	1	6
- 41	35-560001-77	. TUBE ASSY	1	6
- 42	35-560001-21	. TUBE ASSY	1	6
- 43	35-560001-49	. TUBE ASSY	1	6
- 44	AN815-50	. UNION	6	6
- 45	AN816-50	. NIPPLE	3	6
- 46	23599-01	. OUTLET ASSY, OXYGEN.	1	6
- 47		. DELETED		6
- 48		. DELETED		6
- 49		. DELETED		6
	35-560001-139	. STRIP, TRIM LH	1	6
	36-560004-59	. CLIP, TRIM	1	6
- 50	35-560001-39	. SUPPORT	1	6
- 51	96-560004-29	. TUBE ASSY	1	6
- 52		. DELETED		6
- 53	35-560001-19	. TUBE ASSY	1	6
	58-560000-83	. TUBE ASSY	1	4
	58-560000-123	. TUBE ASSY	1	5
	AN821-50	. ELBOW	2	6
	AN931-5-12	. GROMMET	7	6
- 54	MS20826-50	. TEE	3	6
- 55	96-560004-13	. BRACKET, OUTLET	3	6
- 56	35-560001-47	. TUBE ASSY	1	2
- 57	35-560001-27	. TUBE ASSY	1	6
- 58	AN824-50	. TEE /5 & 6 OUTLETS/	1	6
	58-560000-81	. TUBE ASSY	1	3
- 59	35-560001-25	. TUBE ASSY	1	6
	35-560001-51	. CLAMP	1	6
- 60	35-560001-23	. TUBE ASSY	1	2
	58-560000-91	. TUBE ASSY	1	3

BEECHCRAFT
 BONANZA V35B
 ILLUSTRATED PARTS CATALOG

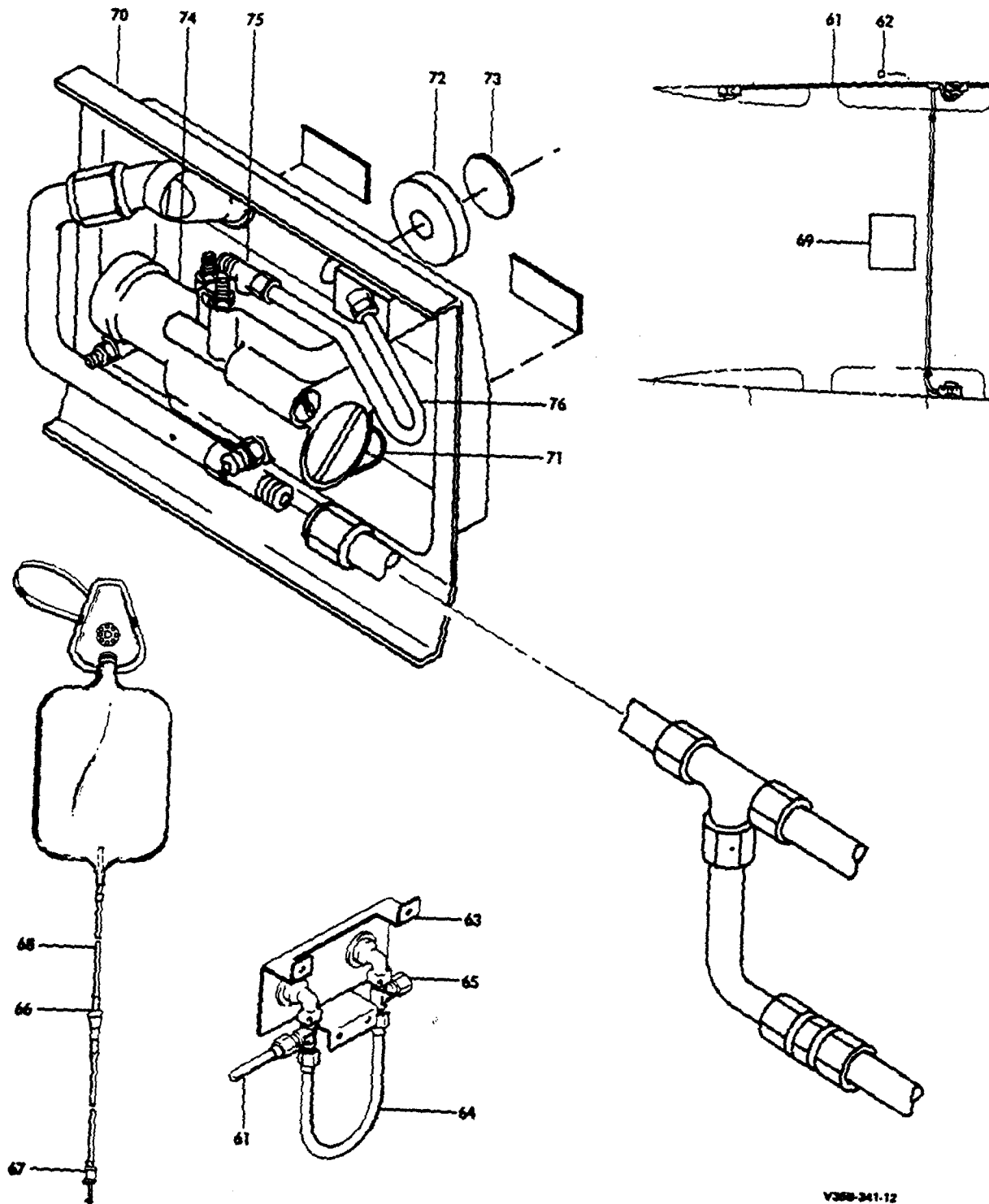


FIG. 341
 PAGE 8

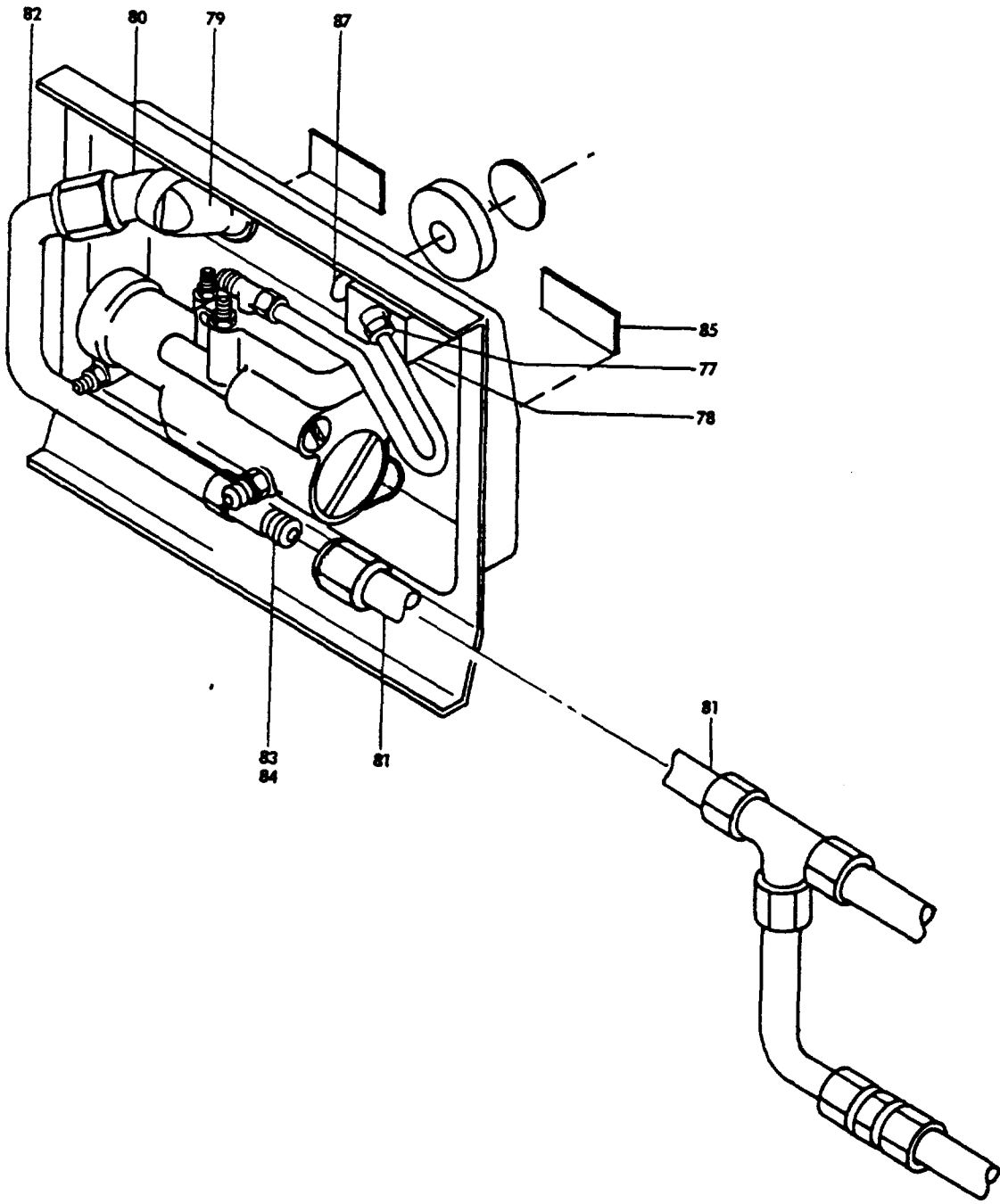
FIGURE 341-OXYGEN SYSTEM
 /SHEET 4 OF 5 SHEETS/

01/02/81

B E E C H C R A F T
B O N A N Z A V 3 5 B
I L L U S T R A T E D P A R T S C A T A L O G

FIG. & INDEX NO.	PART NO.	DESCRIPTION	UNITS							USABLE ON CODE	
			1	2	3	4	5	6	7		
341 - 61	35-560001-29	. TUBE ASSY /5 OR 6 OUTLET SYSTEM/							1	2	
	58-560000-79	. TUBE ASSY /5 OR 6 OUTLET SYSTEM/							1	3	
	58-560000-89	. TUBE ASSY /6 OUTLET SYSTEM/							1	3	
- 62	ZH691-8	. HOSE ASSY							3	3	
	AN929-5	. CAP							1	6	
- 63	96-560004-15	. BRACKET /6 OUTLET SYSTEM/							1	6	
- 64	96-560004-21	. TUBE ASSY							1	6	
- 65	AN929-5	. CAP							1	6	
	801144-01	. MASK ASSY, OXYGEN /PILOTS, WITH MIKE/							1	6	
	801145-00	. MASK ASSY, OXYGEN /PASSENGER/							5	6	
	28314-00	. . MASK							1	6	
- 66	8540	. . INDICATOR ASSY, FLOW							1	6	
- 67	8570	. . CONNECTOR, PLUG-IN							1	6	
- 68	3/16IDX1/16WALL	. . TUBING							AR	6	
- 69	96-560021-59	. BOX, OXYGEN MASK STORAGE							1	6	
	MS27980-68	. SOCKET, BOX ATTACHING							2	6	
	MS27980-18	. BUTTON, BOX ATTACHING							2	6	
	96-560022-601	. CONSOLE ASSY, OXYGEN							1	6	
		/ATTACHING PARTS/									
		AN530-6R8	. . SCREW							3	
	A1793-6Z3	. . NUT /TYPE E/							3		
	PK84XA6	. . SCREW							3		
- 70	96-560022-23	. . ESCUTCHEON							1	6	
- 71	96-560022-5	. . BRACKET, REGULATOR MOUNTING							1	6	
		/ATTACHING PARTS/									
		MS35207-260	. . SCREW							2	
		AN960-10L	. . WASHER							2	
	130909N29	. . NUT							2		
- 72	24567-1	. . KNOB, REGULATOR							1	6	
		/ATTACHING PARTS/									
		AN345C10	. . NUT							1	
		BOW95-516	. . WASHER, SPRING							1	
	AN936810	. . WASHER							1		
- 73	22427-1	. . PLATE, IDENTIFICATION /ON & OFF/							1	6	
		/ATTACHING PARTS/									
		AN515-5-4	. . SCREW							1	
	AN936A6	. . WASHER							1		
	AN960-4	. . WASHER							1		
- 74	24555-7	. . REGULATOR ASSY, OXYGEN							1	6	
		/ATTACHING PARTS/									
		AN520-10R28	. . SCREW							2	
		AN960-10L	. . WASHER							4	
	130909N29	. . NUT							2		
- 75	300-3TTM	. . TEE							1	6	
- 76	96-560022-7	. . TUBE /USE WITH 800322-00 GAGE/							1	6	

BEECHCRAFT
BONANZA V35B
ILLUSTRATED PARTS CATALOG



V35B-341-13

B E E C H C R A F T
B O N A N Z A V 3 5 B
I L L U S T R A T E D P A R T S C A T A L O G

FIG. & INDEX NO.	PART NO.	DESCRIPTION							UNITS PER ASSY	USABLE ON CODE
		1	2	3	4	5	6	7		
341	96-560022-19	.	.	TUBE /USE WITH 800327-01 GAGE/.	1	6
- 77	300-8-2	.	.	ELBOW	1	6
- 78	99-384042	.	.	GAGE ASSY, OXYGEN.	1	6
	800327-01	.	.	GAGE ASSY, OXYGEN /ALTERNATE FOR 800322-00/.	1	6
- 79	23599-01	.	.	OUTLET ASSY, OXYGEN.	1	6
- 80	MS20823-50	.	.	ELBOW	1	6
- 81	96-560022-7	.	.	TUBE ASSY	1	6
- 82	96-560022-11	.	.	TUBE ASSY	1	6
- 83	MS20825-50	.	.	TEE	1	6
- 84	AN914-50	.	.	ELBOW	1	6
- 85	50-534288	.	.	PLACARD, CONSOLE /OXYGEN CAUTION/.	1	6
- 86		.	.	DELETED		6
- 87	A897081-330	.	.	LIGHT, OXYGEN GAGE	1	6
	327	.	.	BULB, GAGE LIGHT	1	6

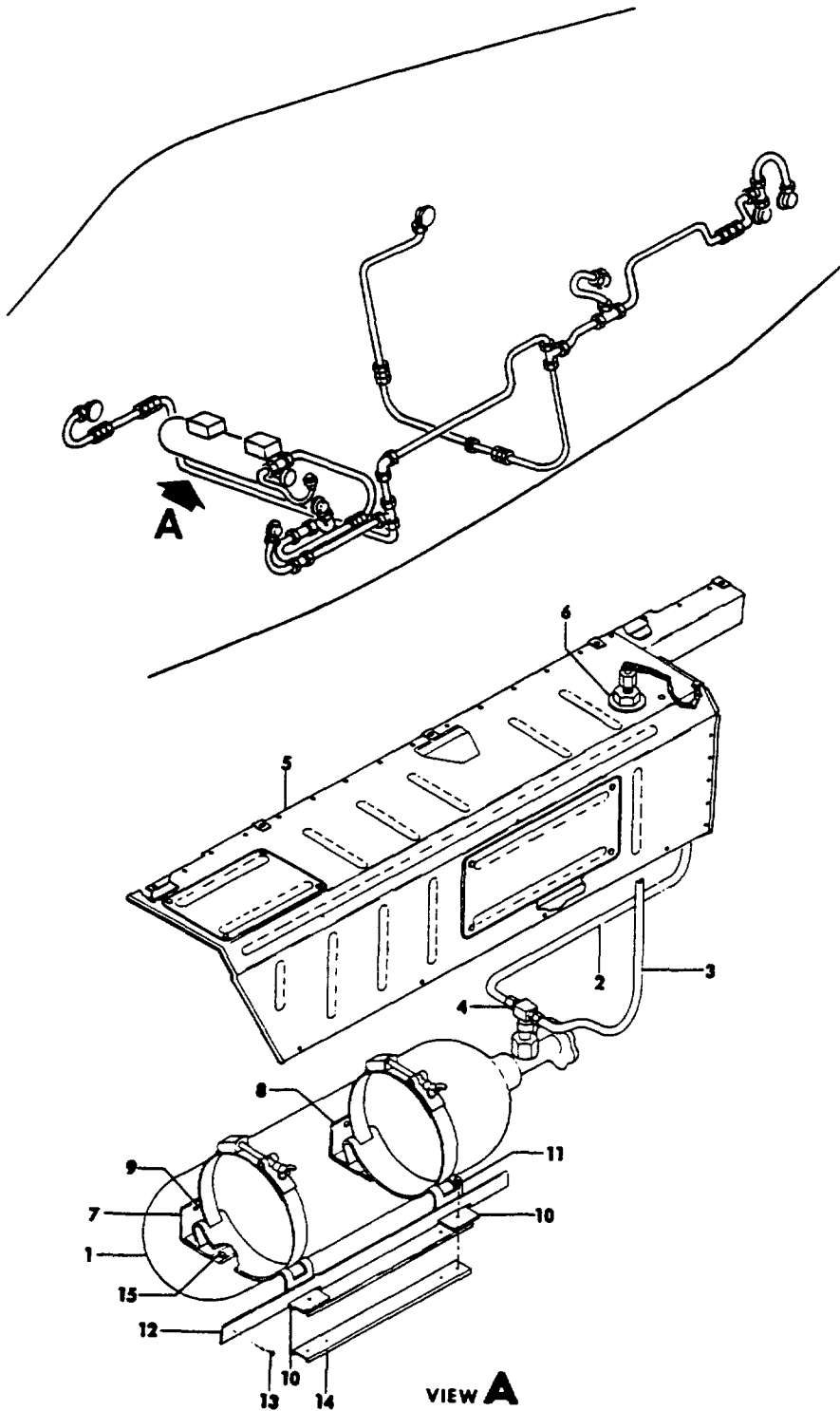
C O D E S O F E F F E C T I V I T Y

1	D-9069 THRU D-9537	2	D-9069 THRU D-9286
3	D-9287 THRU D-9821	4	D-9287 THRU D-9537
5	D-9538 THRU D-9821	6	D-9069 THRU D-9821

BEECHCRAFT
BONANZA V35B
ILLUSTRATED PARTS CATALOG

FIGURE 341A
OXYGEN SYSTEM
D-9822 THRU D-10352, EXCEPT D-10348

BEECHCRAFT
BONANZA V35B
ILLUSTRATED PARTS CATALOG



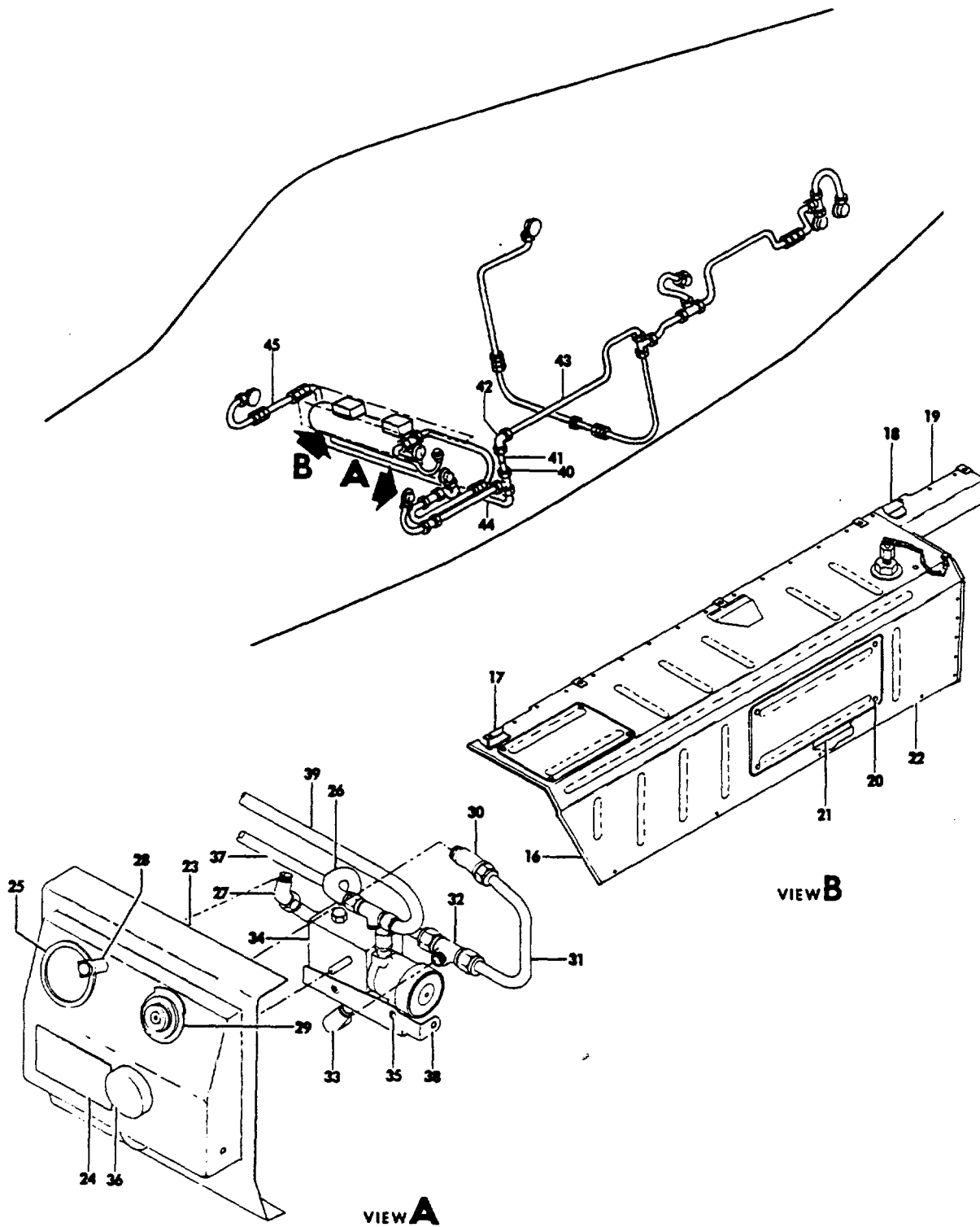
VIEW **A**

35-341-15

B E E C H C R A F T
B O N A N Z A V 3 5 B
I L L U S T R A T E D P A R T S C A T A L O G

FIG. & INDEX NO.	PART NO.	DESCRIPTION							UNITS PER ASSY	USABLE ON CODE	
		1	2	3	4	5	6	7			
341A	35-560001-125	OXYGEN OUTLET INSTL/4	OUTLETS,LH & RH/	MP	10	
	35-560001-127	OXYGEN OUTLET INSTL/5	OUTLETS,LH & RH/	NP	10	
	35-560001-129	OXYGEN OUTLET INSTL/6	OUTLETS,LH & RH/	NP	10	
	35-560010-39	OXYGEN BOTTLE INSTL/49	CU FT/	NP	10	
	- 1	6350A25-0C	BOTTLE,OXYGEN/49	CU FT/	1	10
	- 2	35-560010-37	TUBE	1	2
		35-560010-51	TUBE	1	1
			/ATTACHING PARTS/								
		AN800-3	CLAMP	1	
		AN805-3	CLAMP	1	
	- 3	35-560010-23	TUBE	1	2
		35-560010-53	TUBE	1	1
			/ATTACHING PARTS/								
		AN800-3	CLAMP	1	
		AN805-3	CLAMP	1	
- 4	18-300009-21	TEE	1	10	
	35-560010-67	PANEL	1	1	
- 5	35-560010-49	PARTITION ASSY.	1	1	
	35-560010-7	PARTITION ASSY.	1	2	
	36-530051-29	DOUBLER	1	1	
	96-560001-51	DOUBLER	1	2	
- 6	26875-48	FILLER	1	1	
	ZV850	FILLER	1	2	
	35-560010-33	PLACARD ASSY.	1	2	
	35-560010-31	PANEL	1	10	
		/ATTACHING PARTS/									
	NAS384-6	SCREW	4		
	NAS391-6P	WASHER	4		
- 7	35-560010-13	ANGLE	1	10	
- 8	35-560010-15	ANGLE	1	10	
		/ATTACHING PARTS/									
- 9	AN525-832	SCREW	2		
	AN960-8	WASHER	2		
	MS20365	NUT	2		
- 10	35-560010-9	BRACKET	2	10	
		/ATTACHING PARTS/									
- 11	AN3	BOLT	2		
	AN960-10	WASHER	2		
	NAS682A3	NUTPLATE	2		
- 12	35-560010-19	ANGLE	1	10	
		/ATTACHING PARTS/									
- 13	NAS384-6	SCREW	4		
	NAS391-6P	WASHER	4		
- 14	35-560010-11	SUPPORT	1	10	
		/ATTACHING PARTS/									
- 15	AN3	BOLT	2		
	AN960-10	WASHER	2		
	AN366F1032	NUTPLATE	2		
	AN366-832	NUT	5		
	AN525-832	SCREW	5		

BEECHCRAFT
 BONANZA V35B
 ILLUSTRATED PARTS CATALOG

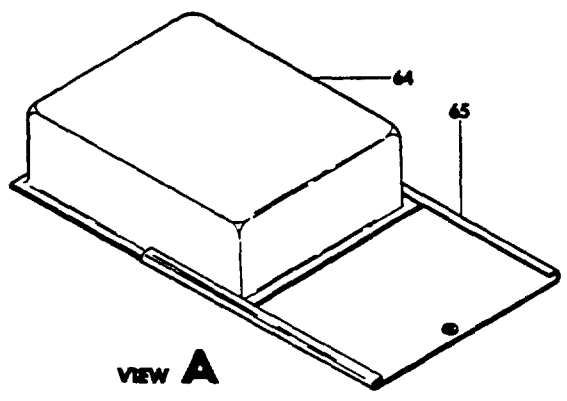
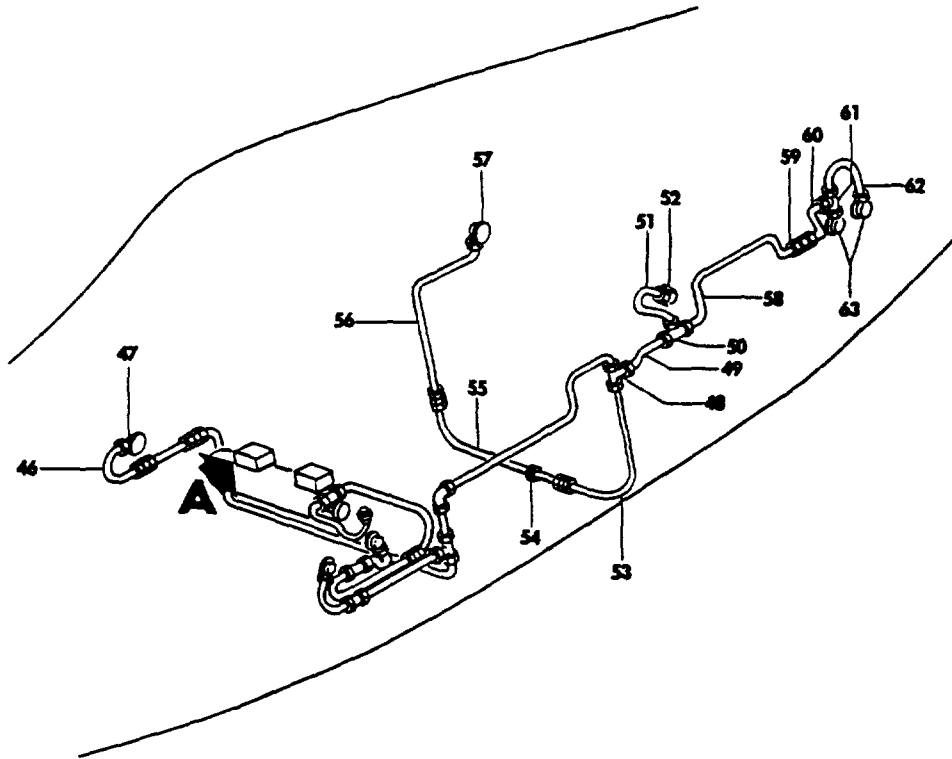


35-341-16

B E E C H C R A F T
B O N A N Z A V 3 5 B
I L L U S T R A T E D P A R T S C A T A L O G

FIG. & INDEX NO.	PART NO.	1	2	3	4	5	6	7	DESCRIPTION	UNITS PER ASSY	USABLE ON CODE
341A	35-410451-13	PARTITION ASSY.	1	10
- 16	35-410451-15	PANEL	1	10
- 17	35-410451-17	ANGLE	1	10
- 18	35-410451-23	ANGLE	1	10
	35-410451-25	CLIP	1	10
- 19	35-410451-29	PANEL	1	10
	35-410451-35	DOOR ASSY	1	10
- 20	35-410451-41	DOOR	1	10
		/ATTACHING PARTS/		
	99785-2	PIN,CROSS	4	
	WL98293-1-660	STUD.	4	
- 21	35-410451-43	DOUBLER	1	10
	99871P-098	RECEPTACLE	1	10
- 22	35-410451-37	PANEL	1	10
	96-560022-21	CONSOLE ASSY.	1	10
- 23	96-560022-23	ESCUTCHEON	1	10
- 24	50-534288	PLACARD	1	10
		/ATTACHING PARTS/		
	MS35207-260	SCREW	2	
	AN936A10	WASHER	2	
- 25	99-384042	GAGE,PRESSURE	1	10
	800327-01	GAGE,PRESSURE/ALTERNATE FOR 99-384042/	1	10
- 26	96-560022-7	TUBE/USED ONLY ON 99-384042,PRESSURE GAGE/	1	10
	96-560022-19	TUBE/USED ONLY ON 800327-01,PRESSURE GAGE/	1	10
- 27	300-8-2	ELBOW	1	10
- 28	A897081-327	LIGHT	1	10
- 29	23599-01	OUTLET ASSY	1	10
- 30	MS20823-5D	ELBOW	1	10
- 31	96-560022-11	TUBE ASSY	1	10
- 32	MS20825-5D	TEE	1	10
- 33	AN914-1D	ELBOW	1	10
- 34	24555-7	REGULATOR	1	10
		/ATTACHING PARTS/		
- 35	AN525-8R26	SCREW	1	
	AN960-8	WASHER	1	
	130909N28	NUT	1	
- 36	24567-1	KNOB	1	10
	22427-1	PLATE,IDENTIFICATION	1	10
		/ATTACHING PARTS/		
	AN345C10	NUT	1	
	AN936B10	WASHER	1	
	22445-1	WASHER,SPRING	1	
- 37	96-560022-13	TUBE	1	10
- 38	96-560022-5	BRACKET	1	10
- 39	96-560022-17	TUBE	1	10
- 40	824-5D	TEE	1	10
- 41	58-560000-113	TUBE ASSY	1	7
	35-560001-133	TUBE ASSY	1	6
	35-560001-59	TUBE ASSY	1	5
- 42	AN821-5D	ELBOW	1	7
	AN815-5D	UNION	1	8
- 43	58-560000-123	TUBE ASSY	1	7
	58-560000-83	TUBE ASSY	1	6
	35-560001-115	TUBE ASSY	1	5
- 44	35-560001-35	TUBE ASSY	1	10
	35-560001-77	TUBE ASSY	1	5
- 45	35-560001-21	TUBE ASSY	1	9

BEECHCRAFT
BONANZA V35B
ILLUSTRATED PARTS CATALOG

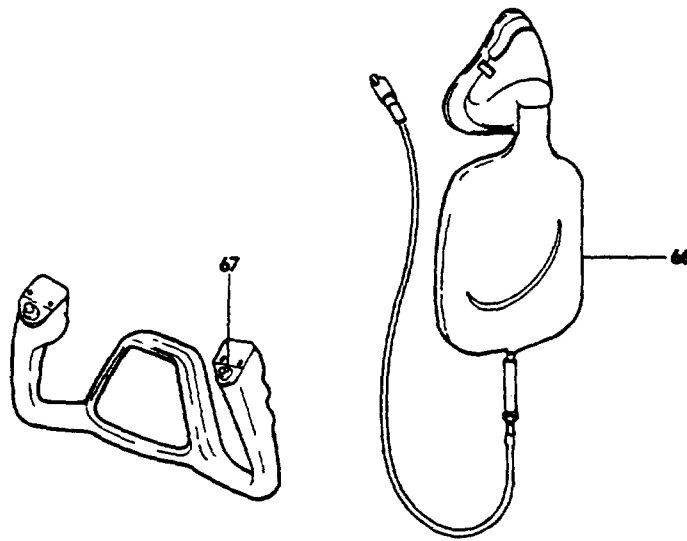


35-341-17

B E E C H C R A F T
B O M A N Z A V 3 5 B
I L L U S T R A T E D P A R T S C A T A L O G

FIG. & INDEX NO.	PART NO.	DESCRIPTION							UNITS PER ASSY	USABLE ON CODE
		1	2	3	4	5	6	7		
341A	AN815-50	4	10
- 46	35-560001-49	1	10
	AN815-50	1	10
- 47	23599-01	1	10
	96-560004-31	1	9
	96-560004-13	1	5
	AN816-50	1	5
- 48	AN824-50	1	9
- 49	58-560000-81	1	9
- 50	AN821-50	1	9
	AN824-50	1	9
- 51	ZH691-8	1	9
- 52	23599-01	1	10
	96-560004-13	1	5
	AN816-50	1	9
	MS20826-50	1	5
	35-560001-119	1	5
	AN824-50	1	5
	35-560001-117	1	5
- 53	58-560000-27	1	9
	35-560001-47	1	5
	AN929-5	1	5
	35-560001-45	1	5
- 54	35-560001-51	1	10
- 55	35-560001-25	1	10
	AN815-50	1	10
- 56	58-560000-91	1	9
	35-560001-23	1	5
- 57	23599-01	1	10
	96-560004-13	1	5
	AN816-50	1	10
- 58	58-560000-79	1	9
	35-560001-121	1	5
- 59	AN815-50	1	9
- 60	ZH691-8	1	9
- 61	MS20822-5	1	9
	MS20826-50	1	9
- 62	58-560000-89	1	9
	96-560000-21	1	5
- 63	23599-01	1	10
	96-560004-13	1	10
	AN816-50	1	10
	96-560004-15	1	10
	106-530018	NP	
- 64	106-530018-9	1	3
- 65	106-530021-1	1	3
	58-560012	1	4
	112116-064-092 * 9-0701-500	1	4
	112117-051-100 * 1-0705-008	1	4

BEECHCRAFT
BONANZA V35B
ILLUSTRATED PARTS CATALOG



35-341-18

B E E C H C R A F T
B O N A N Z A V 3 5 B
I L L U S T R A T E D P A R T S C A T A L O G

FIG. & INDEX NO.	PART NO.	DESCRIPTION							UNITS PER ASSY	USABLE ON CODE
		1	2	3	4	5	6	7		
341A	AN227-88	2	4
	MS27980-88	1	4
	58-560013	1	4
- 66	28316-11	1	10
	28317-11	1	10
	50-364344-7	1	10
- 67	C4100642-1	1	10

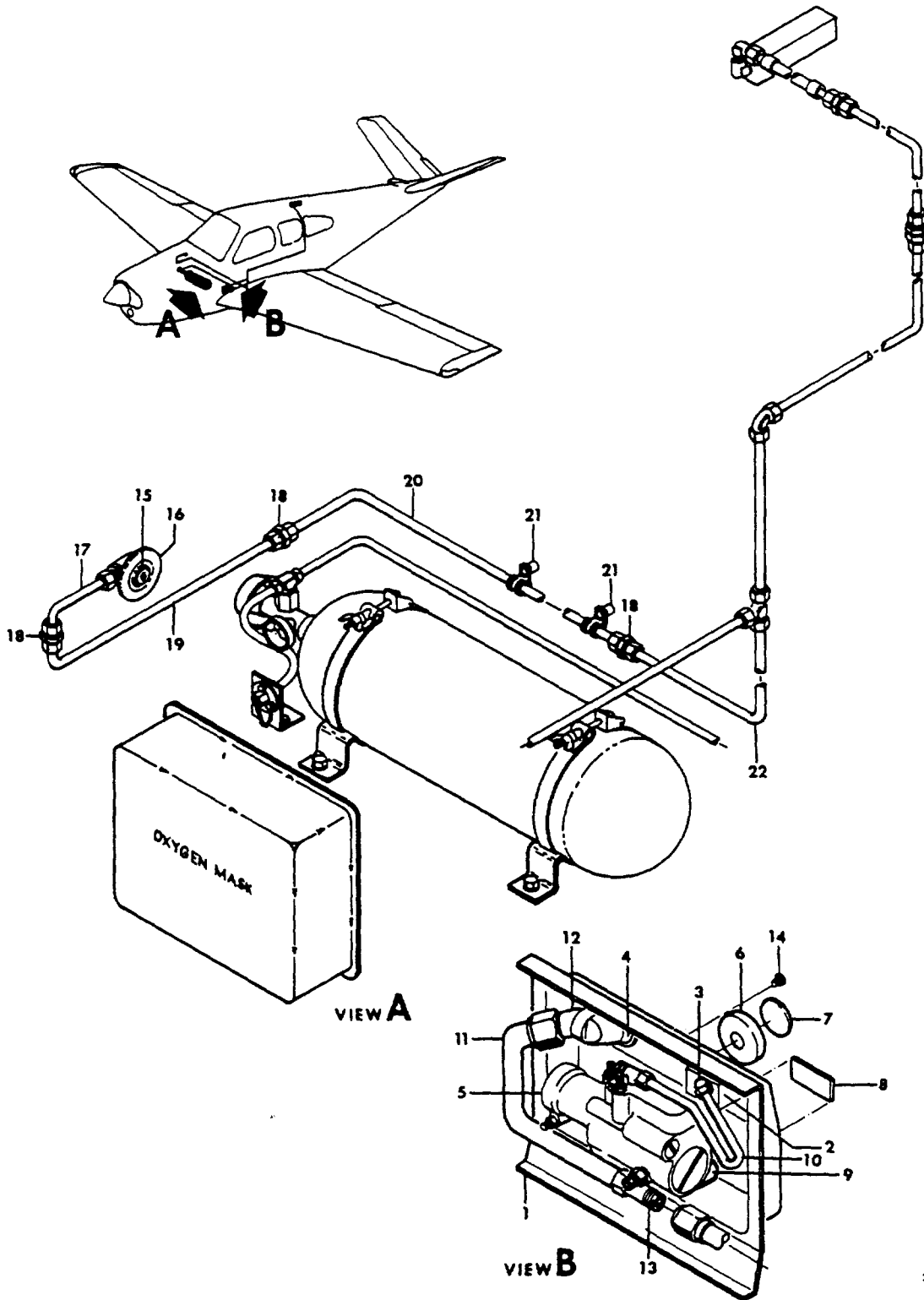
C O D E S O F E F F E C T I V I T Y

- | | |
|---|--|
| 1 D-9822 THRU D-10352
EXCEPT D-10348 | 2 D-9069 THRU D-9821 |
| 3 D-9948 THRU D-10352
EXCEPT D-10348 | 4 D-9069 THRU D-9947 |
| 5 D-9069 THRU D-9286 | 6 D-9287 THRU D-9537 |
| 7 D-9538 THRU D-10352
EXCEPT D-10348 | 8 D-9069 THRU D-9537 |
| 9 D-9287 THRU D-10352
EXCEPT D-10348 | 10 D-9069 THRU D-10352
EXCEPT D-10348 |

BEECHCRAFT
BONANZA V35B
ILLUSTRATED PARTS CATALOG

FIGURE 341B
OXYGEN SYSTEM
D-10348, D-10353 AND AFTER

BEECHCRAFT
 BONANZA V35B
 ILLUSTRATED PARTS CATALOG

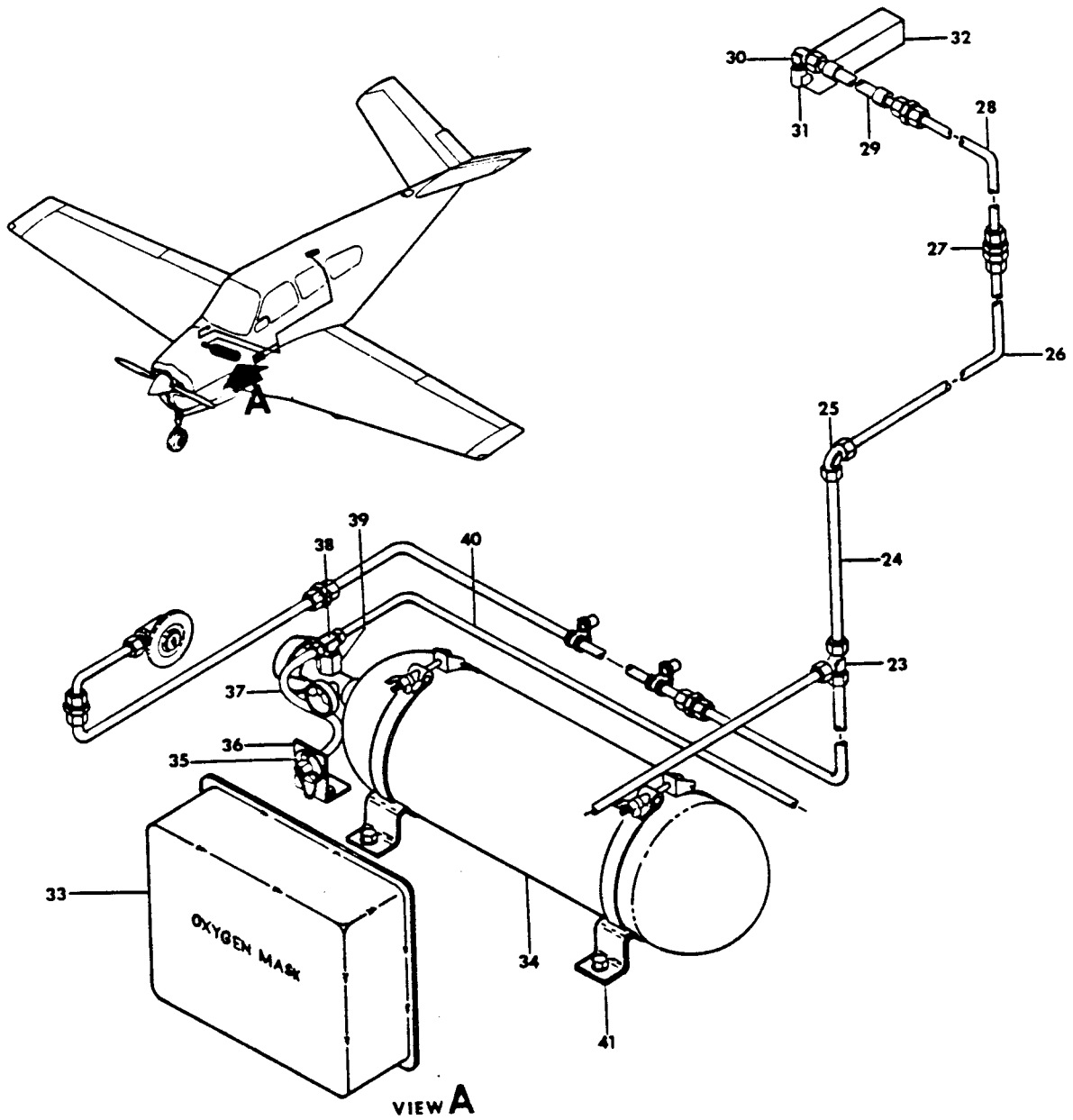


35-341-23

B E E C H C R A F T
B O N A N Z A V 3 5 B
I L L U S T R A T E D P A R T S C A T A L O G

FIG. & INDEX NO.	PART NO.	DESCRIPTION	UNITS PER ASSY	USABLE ON CODE
341B	36-560000-9	PLUMBING INSTL,OXYGEN/4 PLACE/	NP	1
	36-560000-11	PLUMBING INSTL,OXYGEN/5 PLACE/	NP	1
	96-560022-3	• CONSOLE ASSY.	1	1
		/ATTACHING PARTS/		
	AN530-6R8	• SCREW	6	
	A1793-6Z3	• NUT	3	
- 1	96-560022-23	• ESCUTCHEON.	1	1
- 2	99-384042	• GAGE,OXYGEN/ALTERNATE FOR 800327-01/	1	1
	800327-01	• GAGE,OXYGEN/ALTERNATE FOR 99-384042/	1	1
- 3	300-8-2	• ELBOW	1	1
- 4	23599-11	• OUTLET ASSY	1	1
- 5	24555-7	• REGULATOR ASSY.	1	1
		/ATTACHING PARTS/		
	AN525-8R26	• SCREW	2	
	AN960-8	• WASHER	2	
	130909N28	• NUT	2	
- 6	24567-1	• KNOB,REGULATOR.	1	1
		/ATTACHING PARTS/		
	AN345C10	• NUT	1	
	AN936810	• WASHER	1	
	22445-1	• SPRING WASHER	1	
- 7	22427-01	• PLATE,IDENTIFICATION.	1	1
- 8	50-534288	• DECAL/OXYGEN OUTLET VALVE/	1	1
- 9	96-560022-5	• BRACKET	1	1
- 10	96-560022-7	• TUBE ASSY/USE WITH 99-384042 OXYGEN GAGE/	1	1
	96-560022-19	• TUBE ASSY/USE WITH 800327-01 OXYGEN GAGE/	1	1
- 11	96-560022-11	• TUBE ASSY	1	1
- 12	MS20823-50	• ELBOW	1	1
- 13	MS20825-50	• TEE	1	1
	AN914-10	• ELBOW	1	1
- 14	A897081-327	• POSTLIGHT	1	1
- 15	23599-11	• OUTLET.	1	1
	AN816-50	• NIPPLE.	1	1
- 16	96-560004-31	• ESCUTCHEON.	1	1
	35-560001-39	• SUPPORT	1	2
	58-420083-11	• PLATE,SUPPORT	1	3
- 17	35-560001-49	• TUBE ASSY	1	1
- 18	AN815-50	• UNION	5	1
- 19	35-560001-21	• TUBE ASSY	1	1
- 20	35-560001-77	• TUBE ASSY	1	1
- 21	1006960Z6-016	• SPACER.	2	1
	MS2110405	• CLAMP	2	1
		/ATTACHING PARTS/		
	MS35207-268	• SCREW	2	
- 22	35-560001-35	• TUBE ASSY	1	1

BEECHCRAFT
BONANZA V35B
ILLUSTRATED PARTS CATALOG



VIEW A

33-341-24

B E E C H C R A F T
B O N A N Z A V 3 5 B
I L L U S T R A T E D P A R T S C A T A L O G

FIG. & ITEM NO.	PART NO.	DESCRIPTION							UNITS PER ASSY	USABLE ON CODE
		1	2	3	4	5	6	7		
341B - 23	AN824-50	. TEE							1	1
- 24	58-560000-113	. TUBE ASSY							1	1
- 25	AN821-50	. ELBOW							1	1
- 26	58-560003-41	. TUBE ASSY							1	1
- 27	AN832-50	. UNION							1	1
	AN960-816	. WASHER							1	1
	AN924-50	. NUT							1	1
- 28	58-560003-45	. TUBE ASSY							1	1
- 29	ZH691-8	. HOSE ASSY/ALTERNATE FOR 37009-5-00800/							1	1
	37009-5-00800	. HOSE ASSY/ALTERNATE FOR ZH691-8/							1	1
- 30	MS20822-50	. ELBOW							1	1
- 31	AN914-10	. ELBOW							1	1
- 32	8802-12	. MANIFOLD							1	1
	106-530070-1	. FACE PLATE							1	1
	MS35206-217	. SCREW							1	1
	106-530018-1	. CONTAINER INSTL							NP	1
- 33	106-530019-1	. CONTAINER ASSY, MASK							4	1
	106-530021-1	. LID ASSY							4	1
	801144-02	. MASK, OXYGEN							1	1
	801145-01	. MASK, OXYGEN							3	1
	35-560010-61	. BOTTLE INSTL, OXYGEN/49.8 CU FT/							NP	1
	35-560010-63	. BOTTLE INSTL, OXYGEN/66.0 CU FT/							NP	1
- 34	6350A25-0C	. BOTTLE, OXYGEN/49.8 CU FT/							1	1
	6350A27-0C	. BOTTLE, OXYGEN/66.0 CU FT/							1	1
- 35	26875-48	. VALVE							1	1
	MS35206-245	. SCREW							3	
	AN960-8	. WASHER							3	
	MS21042L08	. NUT							3	
- 36	36-560013-7	. BRACKET							1	1
	AN545-8R3	. SCREW							3	
	MS35338-42	. LOCK WASHER							3	
- 37	35-560010-73	. TUBE							1	1
- 38	300-3TTF	. TEE							1	1
- 39	8580	. COUPLING							1	1
- 40	35-560010-75	. TUBE ASSY							1	1
- 41	35-560010-77	. BRACKET ASSY/49.8 CU FT/							2	1
	35-560010-79	. BRACKET ASSY/66.0 CU FT/							2	1
	AN3-6A	. BOLT							6	
	AN960-10	. WASHER							6	
	35-560010-65	. CHANNEL ASSY							1	1
R	35-560010-69	. ANGLE ASSY							2	1

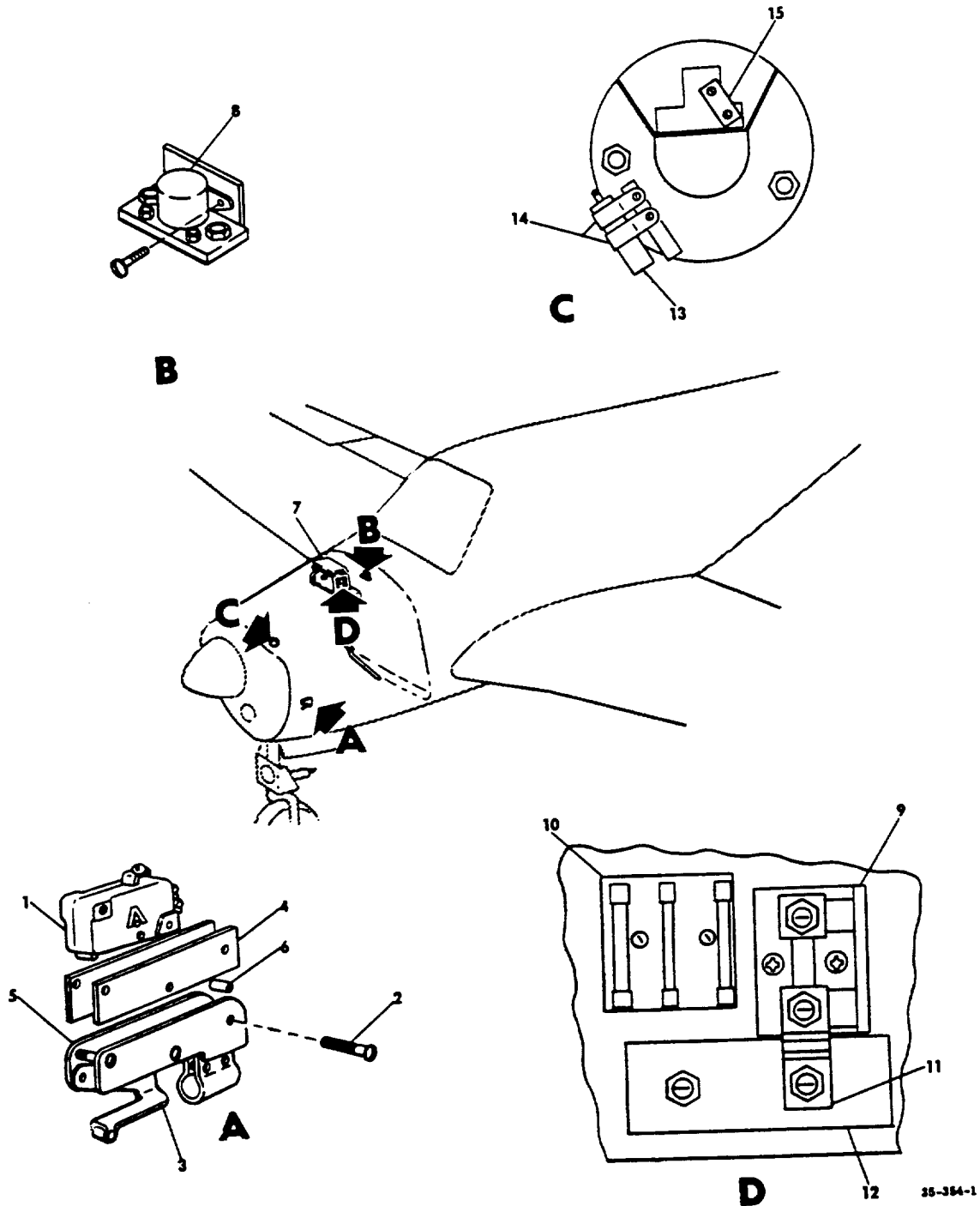
C O D E S O F E F F E C T I V I T Y

- | | |
|---------------------------------|------------------------------------|
| 1 D-10348,
D-10353 AND AFTER | 2 D-10348,
D-10353 THRU D-10371 |
| 3 D-10372 AND AFTER | |

BEECHCRAFT
BONANZA V35B
ILLUSTRATED PARTS CATALOG

FIGURE 354
FUSELAGE ELECTRICAL/14 VOLT/
D-9069 THRU D-10119
EXCEPT D-10097

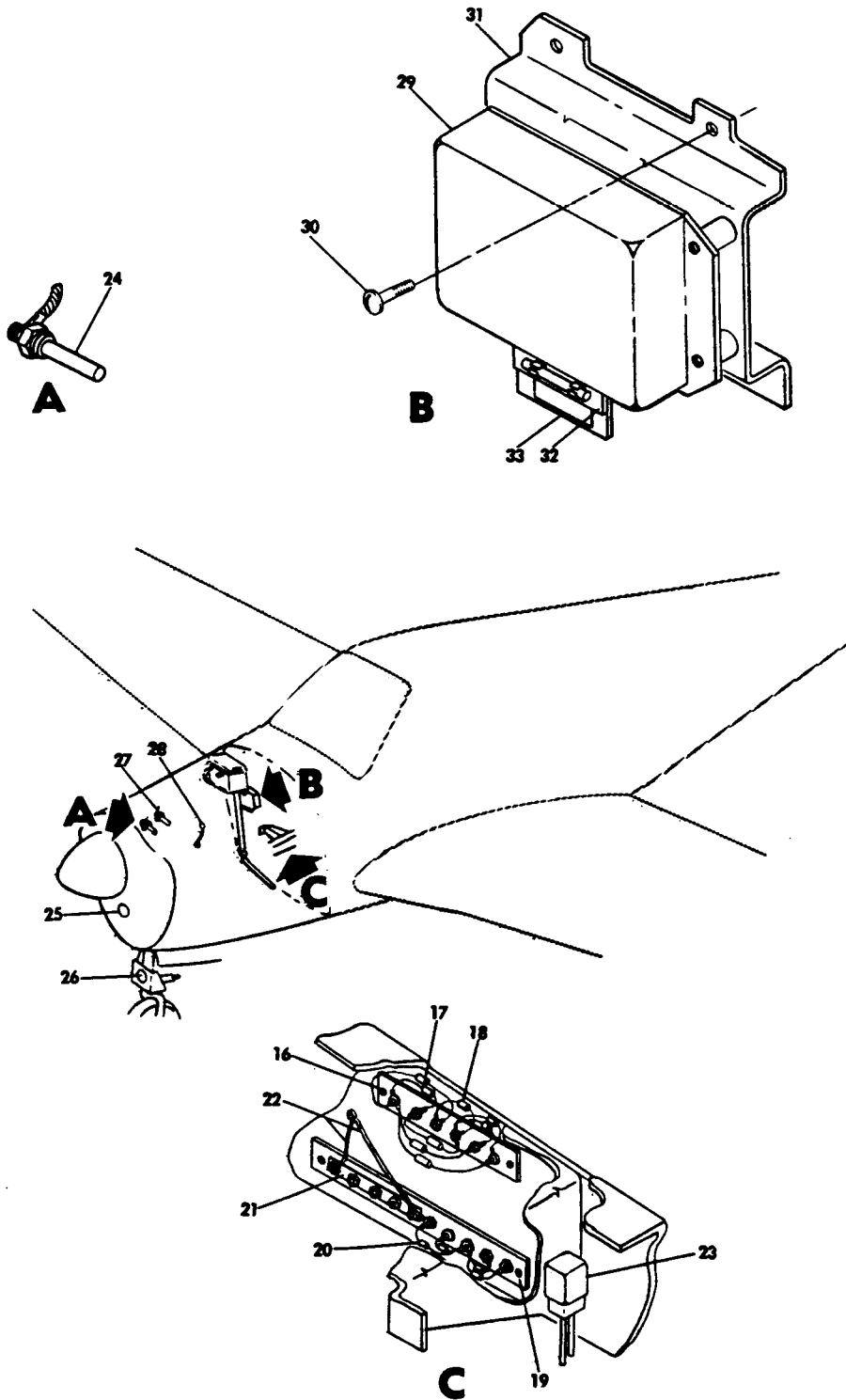
BEECHCRAFT
BONANZA V35B
ILLUSTRATED PARTS CATALOG



B E E C H C R A F T
B O N A M Z A V 3 5 8
I L L U S T R A T E D P A R T S C A T A L O G

FIG. & INDEX NO.	PART NO.	DESCRIPTION	UNITS							USABLE ON CODE	
			1	2	3	4	5	6	7		
354	35-360023	ELECTRICAL EQUIPMENT INSTL,FUSELAGE							NP	1	
	35-360011	ELECTRICAL EQUIPMENT INSTL,FUSELAGE							NP	2	
- 1	002-360000-1	ELECTRICAL EQUIPMENT INSTL,FUSELAGE							NP	12	
	V3-1	. SWITCH,THROTTLE WARNING							1	9	
- 2	AN515-4R12	. /ATTACHING PARTS/ . SCREW							3		
	AN515-4R8	. SCREW							2		
	AN960-4L	. WASHER							6		
	MS21042L04	. NUT							5		
- 3	JV5	. ACTUATOR,SWITCH							1	9	
- 4	35-369131	. INSULATOR,SWITCH							2	9	
- 5	35-369124-1	. BRACKET,SWITCH							1	9	
- 6	102933D1ZA0410	. SPACER							1	9	
- 7	35-410462-1	. BOX,BATTERY /SEE FIG.356/							1	16	
	36-369015-1	. BOX INSTL,BATTERY							1	17	
	36-380025-1	. BATTERY							1	9	
- 8	35-369002-17	. TUBE,BATTERY BOX DRAIN							1	9	
	6041H187	. RELAY,BATTERY							1	9	
		. /ATTACHING PARTS/ . SCREW							2		
- 9	1N4005	. DIODE,BATTERY RELAY							2	13	
	1N005	. DIODE,BATTERY RELAY							2	12	
	MS91586-3	. SHUNT,AMMETER							1	9	
		. /ATTACHING PARTS/ . SCREW								2	
		AN520-10R16	. WASHER							2	
	AN935B10	. NUT							2		
	130909N15										
- 10	4532	. BLOCK,AMMETER FUSE							1	9	
	36-361014-5	. PLACARD,FUSE BLOCK							1	12	
	AGC3	. FUSE,AMMETER							3	9	
- 11	MS25226-6-2	. BUS BAR							1	13	
	002-364000-9	. BUS BAR							1	12	
	FLLB	. LIMITER,CURRENT							1	12	
- 12	FSH	. BASE,LIMITER							1	12	
	MS25123-3-2	. TERMINAL BOARD							1	13	
		. /ATTACHING PARTS/ . SCREW							3		
	AN515B6R6	. NUT							3		
	MS21044E06										
- 13	TA15M3-2	. COVER,TERMINAL BOARD							1	13	
	121P60501R5V1	. CAPACITOR,RADIO NOISE							1	9	
- 14	AN742D12	. CLAMP,CAPACITOR ATTACHING							2	9	
		. /ATTACHING PARTS/ . SCREW							1		
	AN525-8R10	. SCREW							1		
	AN502-10-8	. SCREW							1		
	AN960-8L	. WASHER							1		
	AN935-10L	. WASHER							1		
	130909N28	. NUT							1		
	96-360002-15	. CLIP							1		
- 15	58-361011	. BUS BAR							1	13	
	002-369014-3	. BUS BAR							1	12	
	36-360014	. SPACER							1	9	

BEECHCRAFT
 BONANZA V35B
 ILLUSTRATED PARTS CATALOG

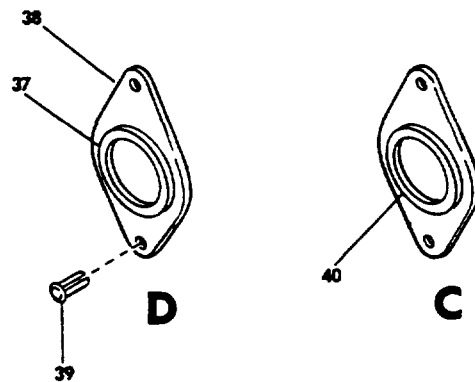
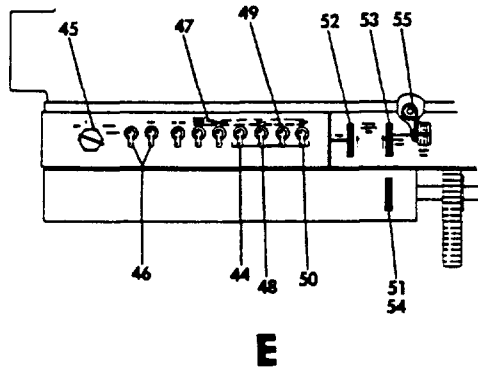
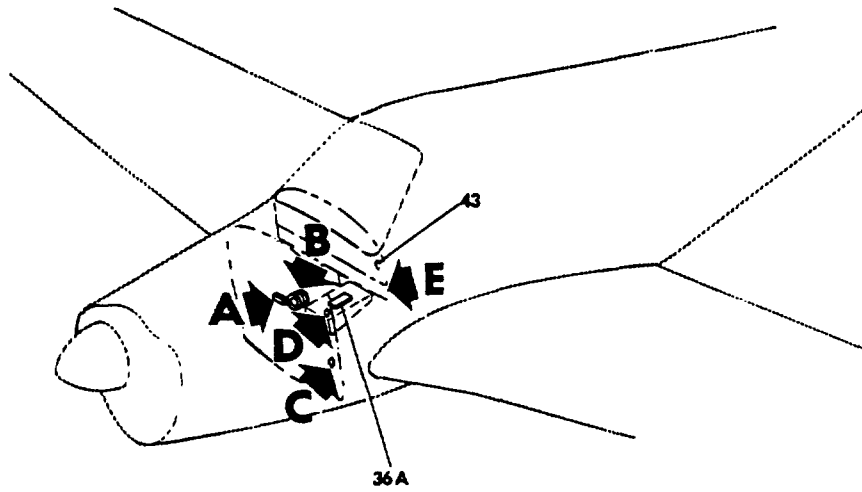
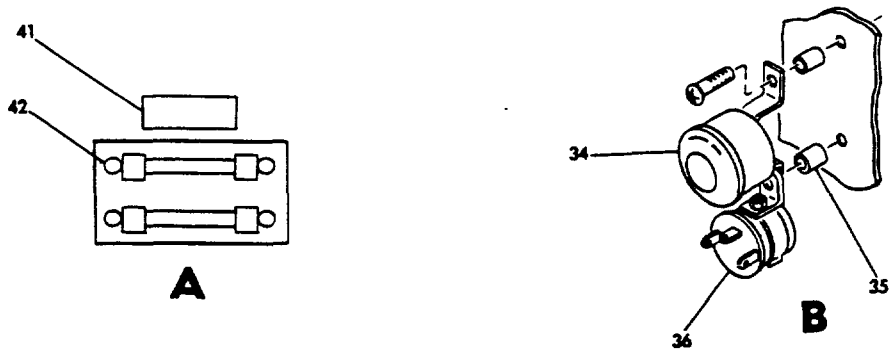


35-354-2

B E E C H C R A F T
B O N A N Z A V 3 5 B
I L L U S T R A T E D P A R T S C A T A L O G

FIG. & INDEX NO.	PART NO.	DESCRIPTION	UNITS PER ASSY	USABLE ON CODE
		1 2 3 4 5 6 7		
354 - 16	MS27212-1-6	• TERMINAL BOARD.	1	13
		/ATTACHING PARTS/		
	AN515-4R12	• SCREW	2	
	AN960D4	• WASHER	2	
	NAS43DD0-26	• SPACER	2	
	MS21042L04	• NUT	2	
- 17	RC42GF151K	• RESISTOR.	4	9
- 18	1N2484	• DIODE	4	13
- 19	MS27212-1-10	• TERMINAL BOARD.	1	9
		/ATTACHING PARTS/		
	AN515-4R12	• SCREW	3	
	AN960D4	• WASHER	3	
	NAS43DD0-26	• SPACER	3	
	MS21042L04	• NUT	3	
- 20	1N2484	• DIODE	4	13
- 21	MS25226-2-5	• BUS BAR	1	13
- 22	MS25083-2AA3	• JUMPER, BONDING.	2	13
		/ATTACHING PARTS/		
	AN515-4R5	• SCREW	1	
	AN960D4	• WASHER	1	
	MS21042L04	• NUT	1	
- 23	002-364038-1	• PRINTED CIRCUIT BOARD, ELECTRICAL EQUIPMENT.	1	12
	50-380048-3	• RELAY, DIMMER.	1	3
	C281XDX12VDC	• RELAY, DIMMER.	1	3
		/ATTACHING PARTS/		
	MS35206-228	• SCREW	2	3
	MS35-206-214	• SCREW	2	4
	AN960-6L	• WASHER	2	
	AN960-3	• WASHER	2	4
	AN93683	• WASHER	2	4
	AN960-4L	• WASHER	2	4
	MS21042L06	• NUT	2	3
	AN340-3	• NUT	2	4
- 24	35-344267-17	• BRACKET, DIMMER RELAY.	1	4
	MS28034-1	• BULB, OIL TEMPERATURE.	1	9
	MS3106A/B12S3S	• CONNECTOR, OIL TEMPERATURE BULB.	1	9
- 25	002-410000-67	• COVER ASSY, LANDING LIGHT/SEE FIG.360/	NP	9
- 26	35-364258	• LIGHT INSTL, NOSE GEAR TAXI/SEE FIG.360/	NP	9
- 27	AN5546-1	• BULB, CYLINDER HEAD TEMPERATURE.	1	9
	AN4076-1	• ADAPTER, CYLINDER HEAD TEMPERATURE BULB.	1	9
- 28	4G7H	• JUMPER, BONDING.	2	9
	AN960-616L	• WASHER, BONDING JUMPER	2	9
- 29	35-380053-21	• SWITCH, BATTERY MASTER	1	12
	35-380093-3	• REGULATOR, VOLTAGE/SUPERSEDES 35-380093-2/	1	9
	35-380132-13	• CIRCUIT BREAKER, ALTERNATOR.	1	12
		/ATTACHING PARTS/		
- 30	AN520-416R24	• SCREW	3	
	100696D-ZF016	• SPACER	3	
- 31	MS3106A18-4S	• CONNECTOR	1	9
- 32	35-369145	• BRACKET ASSY, VOLTAGE REGULATOR.	1	13
	4522	• BLOCK, ALTERNATOR OUT RELAY.	1	9
		/ATTACHING PARTS/		
	MS24693S28	• SCREW	1	
- 33	35-369017-5	• PLATE ASSY, INSULATING	1	
	AGC3	• FUSE, ALTERNATOR OUT RELAY	2	9
	36-364013	• DECAL, ALTERNATOR FUSE BLOCK	1	13

BEECHCRAFT
 BONANZA V35B
 ILLUSTRATED PARTS CATALOG

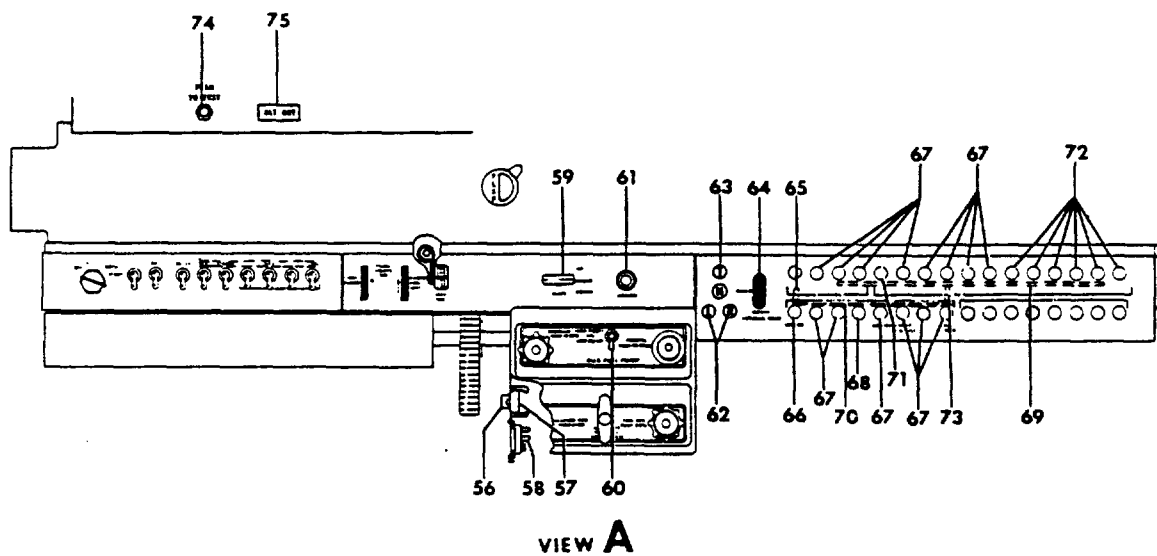
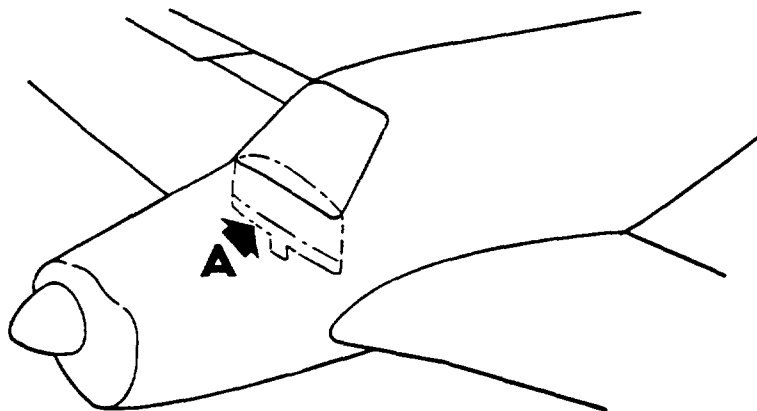


35-354-3

B E E C H C R A F T
B O N A N Z A V 3 5 B
I L L U S T R A T E D P A R T S C A T A L O G

FIG. & INDEX NO.	PART NO.	DESCRIPTION	UNITS PER ASSY	USABLE ON CODE
		1 2 3 4 5 6 7		
354 - 34	169-380021-5	. HORN, LANDING GEAR WARNING	1	9
		/ATTACHING PARTS/		
- 35	100696S-ZV012	. SPACER	2	
	MS35207-264	. SCREW	2	
	AM743P12	. ANGLE, FLASHER MOUNTING.	1	9
- 36	R102	. FLASHER, LANDING GEAR WARNING HORN	1	9
- 36A	MS27212-5-2	. TERMINAL BOARD.	1	2
		/ATTACHING PARTS/		
	AM515-6R14	. SCREW	2	
	100696D-YK016	. SPACER.	2	
	MS21042L06	. NUT	2	
	TA15M3-2	. COVER, TERMINAL BOARD.	1	2
	MS25226-8-2	. BUS BAR	1	2
		/ATTACHING PARTS/		
	MS20341-616C	. NUT	2	
	AM960-616	. WASHER.	2	
	AM935-616	. WASHER.	2	
- 37	112149-9	. GROMMET	2	9
- 38	112436-4	. RETAINER.	1	9
- 39	49338	. STUD.	2	9
- 40	96-980012	. GROMMET	2	9
		/ATTACHING PARTS/		
	MS35206-230	. SCREW	2	
	130909N28	. NUT	2	
- 41	36-364014	. PLACARD, ALTERNATOR OUT RELAY.	1	13
- 42	4522	. BLOCK, ALTERNATOR OUT RELAY.	1	9
- 43	169-380021-7	. HORN, STALL WARNING.	1	9
		/ATTACHING PARTS/		
	AM520-10R	. SCREW	2	
	AM960-10L	. WASHER.	2	
	130909M29	. NUT	2	
- 44	C83115A	. SWITCH, ROTATING BEACON.	1	13
- 45	10-357200-1	. SWITCH & LOCK ASSY, IGNITION	1	1
	10-37707	. LOCK, SWITCH	1	1
	35-590099-33	. SWITCH ASSY, IGNITION.	1	2
- 46	35-380053-21	. SWITCH, ALTERNATOR & BATTERY MASTER.	2	13
	96-384050-5	. KNOB, SWITCH	2	9
- 47	114931-1-6	. BUS BAR	1	9
- 48	35-380132-51	. CIRCUIT BREAKER, NAVIGATION LIGHTS	1	9
- 49	35-380132-47	. CIRCUIT BREAKER, TAXI LIGHT.	1	9
- 50	C83120A	. CIRCUIT BREAKER, LANDING LIGHT	1	1
	35-380132-47	. CIRCUIT BREAKER, LANDING LIGHT	1	2
- 51	XR6903	. RHEOSTAT /SUBPANEL LIGHTS/.	1	10
- 52	XR6577	. RHEOSTAT /FLOODLIGHTS/.	1	10
	VWIKSPB	. RHEOSTAT/FLOOD AND SUBPANEL LIGHTS/	2	11
- 53	VWIKSPB	. RHEOSTAT /RADIO & ENGINE LIGHTS/.	1	9
- 54	96-364085-3	. KNOB, LIGHT DIMMING CONTROL.	1	10
	96-364085-11	. KNOB, LIGHT DIMMING CONTROL.	1	11
	96-364085-1	. KNOB, LIGHT DIMMING CONTROL.	2	10
	96-364085-9	. KNOB, LIGHT DIMMING CONTROL.	2	11
- 55	AN742-11	. CLAMP, LIGHT SOCKET.	1	9
	PL1	. SOCKET, LAMP	1	9
	1813	. BULB.	1	9
	D165-100-2	. FILTER.	2	9
	G1314	. FILTER /ALTERNATE FOR D165-100-2/	2	9

BEECHCRAFT
 BONANZA V35B
 ILLUSTRATED PARTS CATALOG

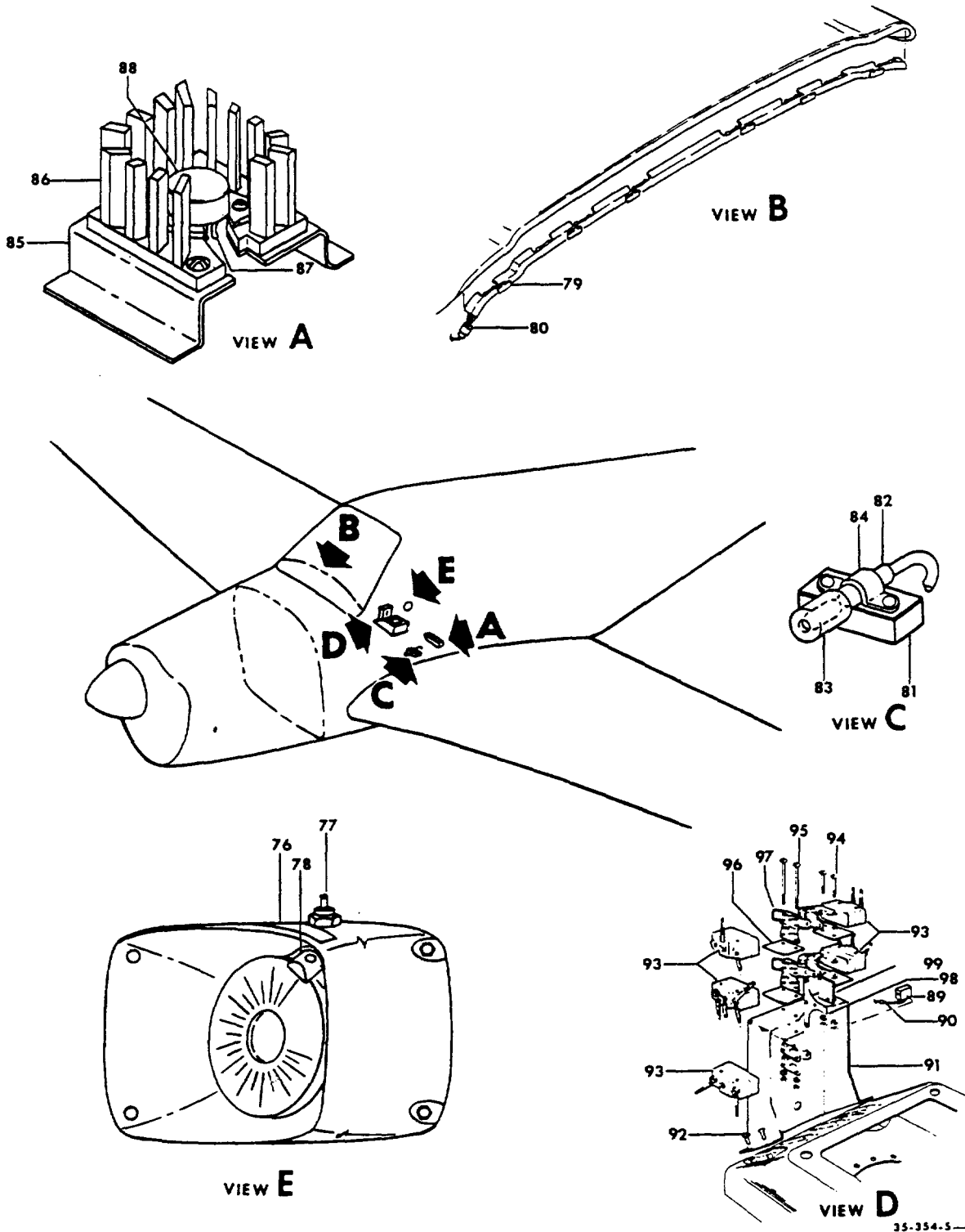


33-249A-4

B E E C H C R A F T
B O N A N Z A V 3 5 B
I L L U S T R A T E D P A R T S C A T A L O G

FIG. & ITEM NO.	PART NO.	DESCRIPTION							UNITS PER ASSY	USABLE ON CODE
		1	2	3	4	5	6	7		
354	35-324432-601	1	13
	002-364040-1	1	12
	35-324438	1	13
	1N1520	1	13
	3067P1-202	1	13
	RC20GF432J	1	13
	RC42GF820J	1	13
- 56	C0LM80	1	9
- 57	36-380000-1	1	9
			
	AN515-6R12	2	
	AN960-6L	2	
	MS2104-2L06	2	
- 58	X17717	1	13
- 59	MS2512581	1	14
	8857K40	1	15
	118664	1	9
- 60	35-380053-21	1	9
	96-384050-9	1	9
- 61	35-364160	1	9
	35-364160-3	1	9
	LHA30882	1	9
	35-364160-1	1	9
	LBA27492	1	9
	LU27054	1	9
	LWA2919	1	9
- 62	855SI-G5STD	3	9
- 63	855SI-R2STD	1	9
	855	4	9
	MS25237-330	4	9
	1N2484	4	9
- 64	8906K1041	1	9
			
	118665	1	9
- 65	114931-1-8	1	1
	114931-1-2	1	2
- 66	CB2320	1	9
- 67	435-205-104	13	1
	435-205-104	17	2
- 68	435-215-104	1	9
- 69	114931-1-13	1	9
- 70	114931-1-8	1	9
- 71	435-210-104	1	9
	435-210-104	1	9
- 72	SS51043	6	1
	SS51043	2	2
- 73	114931-1-2	1	9
- 74	30-15	1	1
- 75	1919-3	1	9
	1N2484	1	10
	ZVK6D/1-2	10	2
	25150-12A30	10	2
			
	R 36-810021-1	1	1

BEECHCRAFT
 BONANZA V35B
 ILLUSTRATED PARTS CATALOG

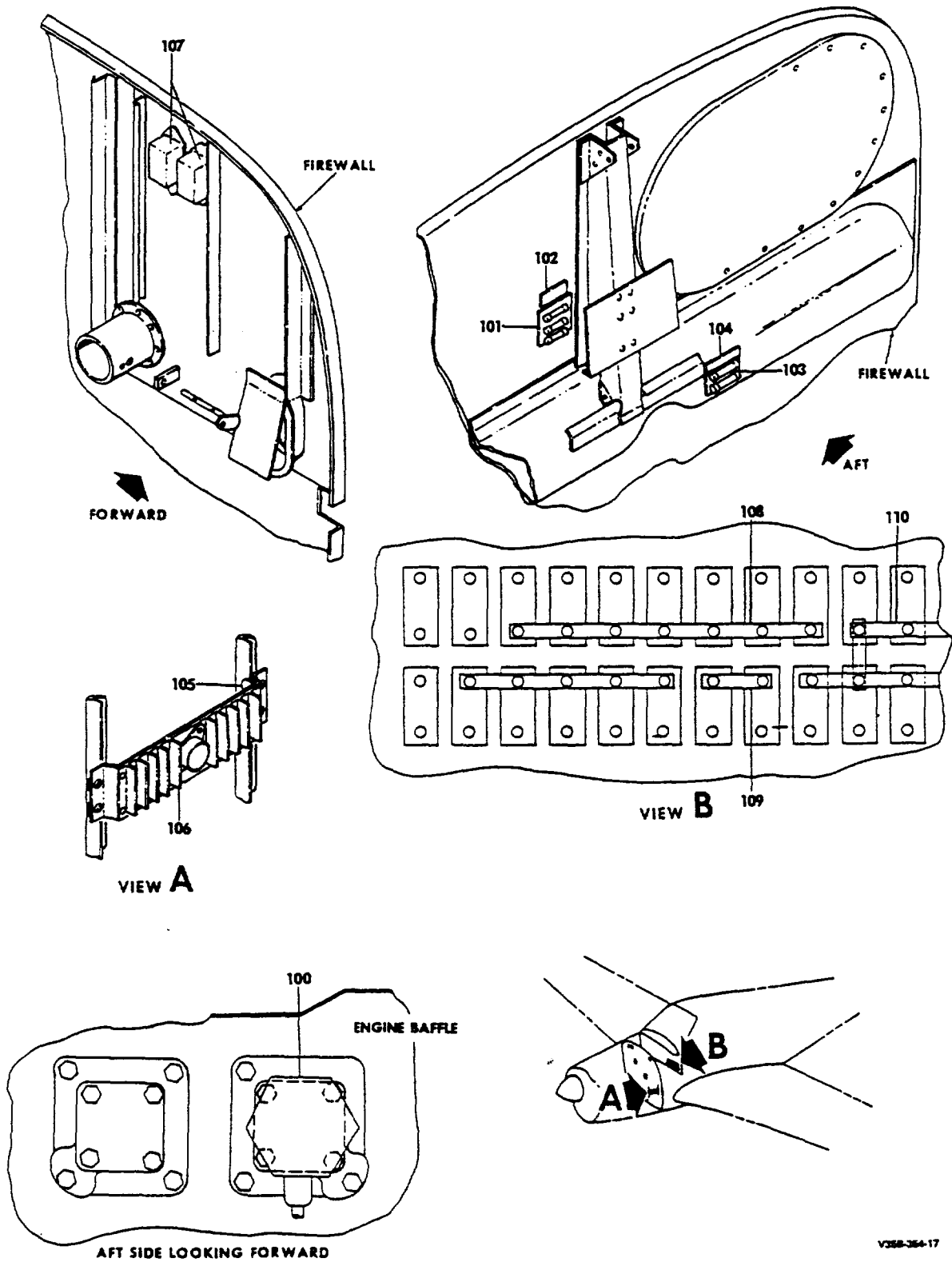


35-354-5-

B E E C H C R A F T
B O N A N Z A V 3 5 8
I L L U S T R A T E D P A R T S C A T A L O G

FIG. & ITEM NO.	PART NO.	DESCRIPTION	UNITS PER ASSY	USABLE ON CODE
		1 2 3 4 5 6 7		
354 - 76	96-364061-1	. DECAL, OUTSIDE AIR TEMPERATURE INDICATOR LIGHT	1	5
- 77	L18366-1	. SWITCH, LIGHT	1	5
- 78	A6745B12	. LIGHT, POST/OUTSIDE AIR TEMPERATURE INDICATOR/	1	9
- 79	1816	. BLOCK, FUSE/BATTERY/	12	9
- 80	1-480340-0	. PLUG, GLARESHIELD.	1	9
	61010-1	. FUSE/BATTERY/	6	9
	1-480270-0	. CONNECTOR, GLARESHIELD	1	9
	61009-1	. SOCKET, GLARESHIELD CONNECTOR.	6	9
- 81	35-364153-9	. BLOCK, FUEL SELECTOR PANEL LIGHT	1	9
- 82	PL2	. SOCKET, FUEL SELECTOR PANEL LIGHT.	1	9
	53	. BULB, PANEL LIGHT.	1	9
- 83	D165-100-2	. FILTER.	1	9
- 84	AN750-6	. CLAMP, LIGHT SOCKET.	1	9
		/ATTACHING PARTS/		
	AN515-8R	. SCREW	2	
	130909N28	. NUT	2	
	50-364308-127	. TRANSISTOR ASSY	2	9
		/ATTACHING PARTS/		
	MS35206-228	. SCREW	4	
	AN960-6L	. WASHER.	4	
- 85	50-364308-67	. BRACKET	1	9
- 86	50-364308-223	. HEAT SINK	1	9
		/ATTACHING PARTS/		
	MS35206-230	. SCREW	4	
	AN960-6L	. WASHER.	4	
	MS21042L06	. NUT	4	
- 87	2TS1	. SOCKET, TRANSISTOR	1	9
- 88	2N3055	. TRANSISTOR.	1	9
		/ATTACHING PARTS/		
	MS24693S6	. SCREW	2	
	MS21042L04	. NUT	2	
- 89	50-380048-3	. RELAY, LANDING GEAR LIGHTS	1	3
	C281XDX12VDC	. RELAY, LANDING GEAR LIGHTS	1	4
		/ATTACHING PARTS/		
	MS35206-228	. SCREW	2	3
	AN960-3	. WASHER.	2	4
	AN93683	. WASHER.	2	4
	130006A6328C	. NUTPLATE.	2	4
	AN340-3	. NUT	2	4
- 90	35-344267-17	. BRACKET	1	4
	1N2484	. DIODE, RELAY	4	9
	35-364129-613	. SWITCH ASSY, LANDING GEAR LIMIT.	1	3
	35-364129-615	. SWITCH ASSY, LANDING GEAR LIMIT.	1	4
- 91	R 002-364013-7	. BRACKET, LANDING GEAR LIMIT SWITCH	1	9
		/SPARES FOR 35-364126-2/		
		/ATTACHING PARTS/		
- 92	MS35206-245	. SCREW	4	
	AN960-8	. WASHER.	4	
- 93	MS25026-1	. SWITCH, LANDING GEAR LIMIT	5	9
		/ATTACHING PARTS/		
- 94	AN515-6-32	. SCREW	2	
- 95	AN515-6-40	. SCREW	2	
- 96	002-361013-33	. INSULATOR, LANDING GEAR LIMIT SWITCH	5	9
- 97	35-364247	. ACTUATOR, LANDING GEAR LIMIT SWITCH.	5	9
- 98	35-364136	. TAB, LANDING GEAR LIMIT SWITCH	1	9
- 99	35-364137	. PLATE, LANDING GEAR LIMIT SWITCH	1	9

BEECHCRAFT
 BONANZA V35B
 ILLUSTRATED PARTS CATALOG



V35B-354-17

B E E C H C R A F T
B O N A N Z A V 3 5 8
I L L U S T R A T E D P A R T S C A T A L O G

FIG. & INDEX NO.	PART NO.	DESCRIPTION							UNITS PER ASSY	USABLE ON CODE
		1	2	3	4	5	6	7		
354	36-369010-1	GENERATOR INSTL,STANDBY							NP	6
	36-369010-3	GENERATOR INSTL,STANDBY /WITH DUAL.							NP	6
		COMM NAV SYSTEM/								
-100	36-380013-1	. GENERATOR,STANDBY/SEE FIGURE 358 FOR BKDN/.							1	6
	MS3106R14S7S	. CONNECTOR,STANDBY GENERATOR							1	6
-101	4532	. FUSEBLOCK,STANDBY/BATTERY/.							1	6
	AGC5	. FUSE,STANDBY/BATTERY/.							3	6
-102	36-369013-1	. DECAL,STANDBY FUSE/BATTERY/.							1	6
-103	4522	. FUSEBLOCK,STANDBY GENERATOR							1	6
		/ATTACHING PARTS/								
	AN936D6	. WASHER.							2	
	MS24693S28	. SCREW							2	

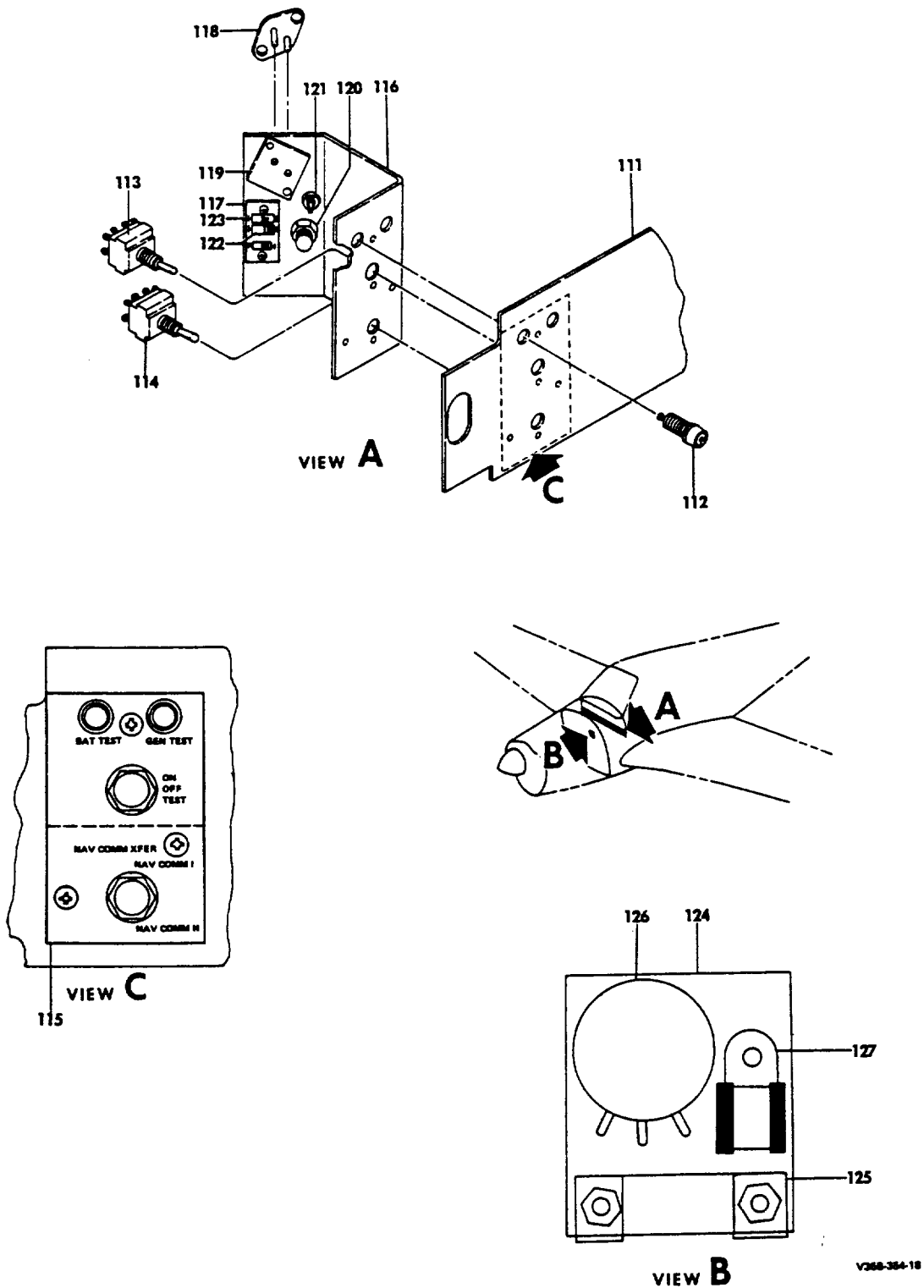
	AGC8	. FUSE,STANDBY GENERATOR.							2	6
-104	36-369013-3	. DECAL,STANDBY GENERATOR FUSE.							1	6
-105	AN743-12	. BRACKET,TRANSISTOR ASSY							4	6
		/ATTACHING PARTS/								
	MS35206-245	. SCREW							4	
	AN960-8L	. WASHER.							4	
	130909N28	. NUT							4	

-106	50-364308-61	. TRANSISTOR ASSY,STANDBY GENERATOR							1	6
		/ATTACHING PARTS/								
	MS35206-230	. SCREW							4	
	AN960-6L	. WASHER.							8	
	MS21042L06	. NUT							4	

-107	6041H53A	. RELAY,STANDBY GENERATOR							2	6
		/ATTACHING PARTS/								
	AN960-10L	. WASHER.							4	
	MS35207-263	. SCREW							4	

	MS25171-3S	. TERMINAL COVER,RELAY.							4	8
	MS25171-1S	. TERMINAL COVER,RELAY.							8	8
-108	114931-1-7	. BUS BAR							1	8
-109	114931-1-2	. BUS BAR							1	8
-110	114931-1-5	. BUS BAR							1	8

BEECHCRAFT
 BONANZA V35B
 ILLUSTRATED PARTS CATALOG



V35B-354-18

B E E C H C R A F T
B O N A N Z A V 3 5 B
I L L U S T R A T E D P A R T S C A T A L O G

FIG. & INDEX NO.	PART NO.	DESCRIPTION	UNITS PER ASSY							USABLE ON CODE
			1	2	3	4	5	6	7	
354 -111	36-369010-17	• PANEL							1	7
	36-369010-27	• PANEL							1	8
-112	855S1-G5STD	• HOLDER, LAMP							2	8
	MS25237-330	• LAMP							2	8
-113	MS25068-31	• SWITCH, TEST							1	8
-114	MS25068-23	• SWITCH /USED ONLY WITH DUAL COMM/NAV SYSTEM/							1	8
-115	36-369014-3	• PLATE, STANDBY GENERATOR IDENTIFICATION.							1	8
	36-369014-1	• PLATE, STANDBY GENERATOR IDENTIFICATION /USED. ONLY WITH DUAL COMM/NAV SYSTEM/							1	8
-116	36-369010-13	• BRACKET							1	6
-117	36-369010-23	• TERMINAL BOARD. /ATTACHING PARTS/							1	6
	MS35206-230	• SCREW							2	
	MS21042L06	• NUT							2	
	AN960-6L	• WASHER.							2	
	AN960-6	• WASHER.							4	
-118	2N1296	• TRANSISTOR. /ATTACHING PARTS/							1	6
	AN530-6R6	• SCREW							2	
-119	2TS-1	• SOCKET. /ATTACHING PARTS/							1	6
	MS2469356	• SCREW							2	
	MS21042L04	• NUT							2	
-120	IN3212	• DIODE /ATTACHING PARTS/							1	6
	MS35206-228	• SCREW							1	
	AN960-6L	• WASHER.							1	
	MS21042L06	• NUT							1	
-121	IN1354	• ZENER DIODE							1	6
-122	RC42GF101K	• RESISTOR.							2	6
-123	IN2484	• DIODE							1	6
-124	36-369010-31	• PLATE							1	6
-125	50-380048-1	• RELAY /ATTACHING PARTS/							1	6
	MS35206-229	• SCREW							2	
	AN960-6	• WASHER.							2	
	MS21042L06	• NUT							2	
-126	RV4LAYS151A	• RHEOSTAT.							1	6
-127	MS21919DG3	• CLAMP							1	6
	36-364019	COURTESY LIGHT INSTL, CABIN DOOR							NP	9
	30-0502-5	• LIGHT ASSY, THRESHOLD.							1	9
	31-1705-3	• LENS /UNBREAKABLE/.							1	9
	31-1704-1	• HOUSING							1	9
	424	• BOOT.							1	9
	361S1	• TERMINAL.							1	9
	307	• BULB, THRESHOLD LIGHT.							1	9
	SW442	• SWITCH, THRESHOLD LIGHT.							1	9

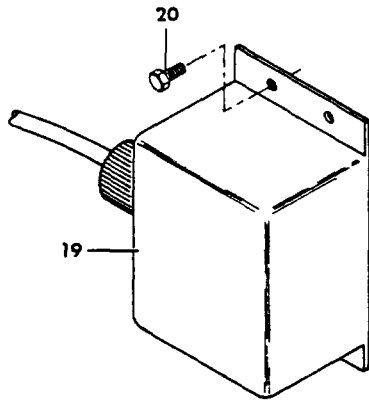
C O D E S O F E F F E C T I V I T Y

1	D-9069 THRU D-9221	2	D-9222 THRU D-9817
3	D-9069 THRU D-9376	4	D-9377 THRU D-10119 EXCEPT D-10097
5	D-9069 THRU D-9337	6	D-9338 THRU D-10119, EXCEPT D-10097
7	D-9338 THRU D-9400	8	D-9401 THRU D-10119 EXCEPT D-10097
9	D-9069 THRU D-10119 EXCEPT D-10097	10	D-9069 THRU D-9547
11	D-9548 THRU D-10119 EXCEPT D-10097	12	D-9818 THRU D-10119 EXCEPT D-10097
13	D-9069 THRU D-9817	14	D-9069 THRU D-9965
15	D-9966 THRU D-10119, EXCEPT D-10097	16	D-9069 THRU D-9775
17	D-9776 THRU D-10119, EXCEPT D-10097		

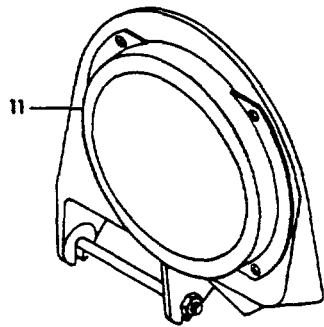
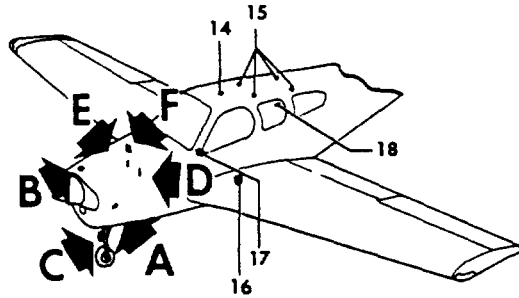
BEECHCRAFT
BONANZA V35B
ILLUSTRATED PARTS CATALOG

FIGURE 354A
FUSELAGE ELECTRICAL/28 VOLT/
D-10097,D-10120 AND AFTER

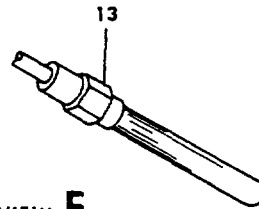
BEECHCRAFT
 BONANZA V35B
 ILLUSTRATED PARTS CATALOG



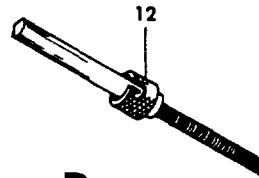
VIEW F



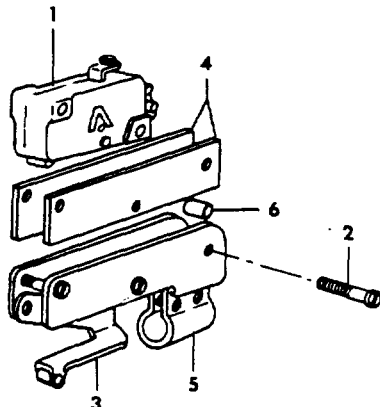
VIEW C



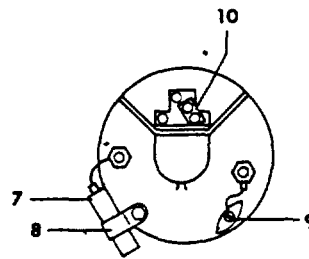
VIEW E



VIEW D



VIEW A



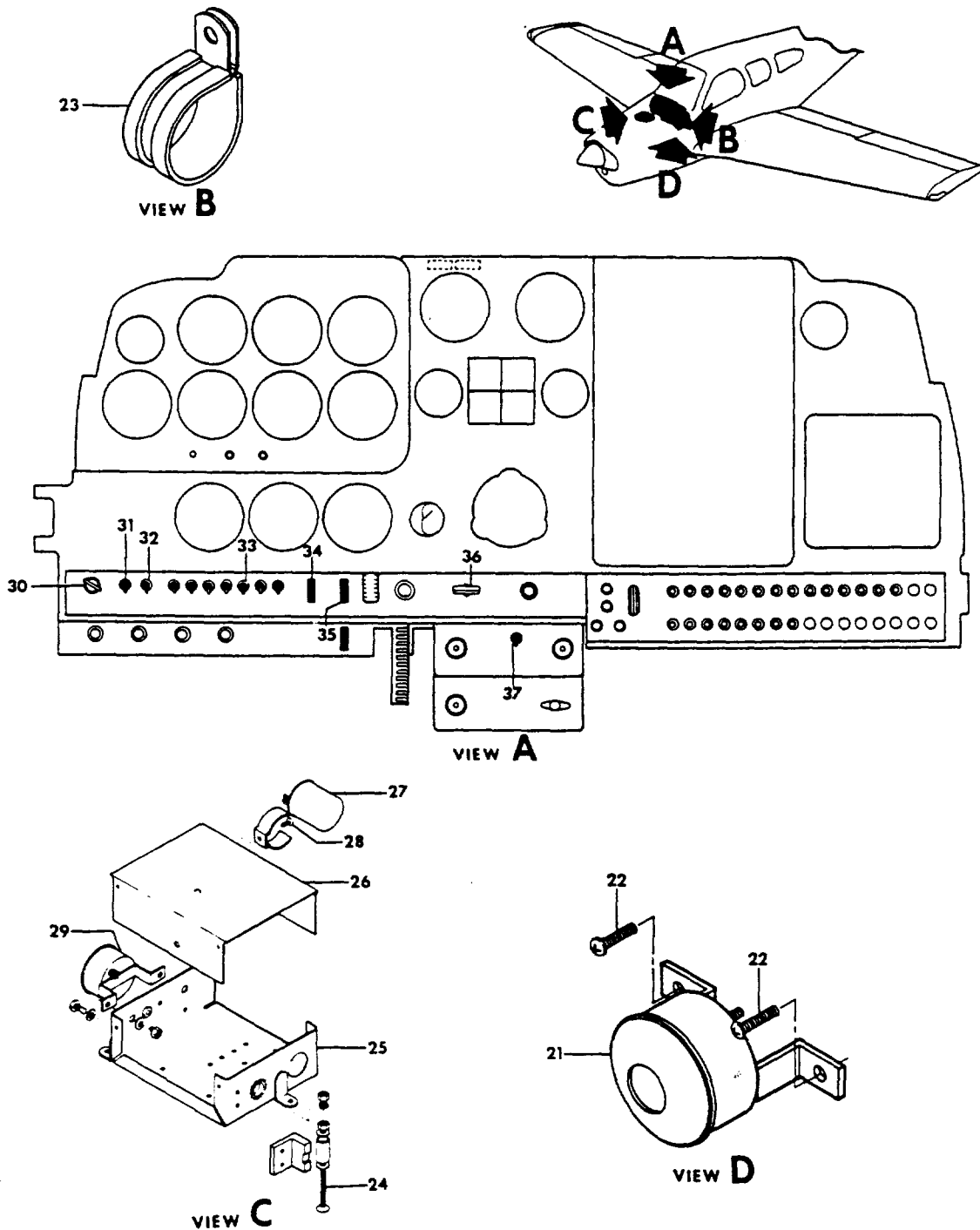
VIEW B

33-3548-25

B E E C H C R A F T
B O M A N Z A V 3 5 B
I L L U S T R A T E D P A R T S C A T A L O G

FIG. & INDEX NO.	PART NO.	DESCRIPTION	UNITS PER ASSY	USABLE ON CODE
		1 2 3 4 5 6 7		
354A	36-364001-1	ELECTRICAL EQUIPMENT INSTL,FUSELAGE	NP	1
- 1	V3-1	. SWITCH,THROTTLE WARNING	1	1
		/ATTACHING PARTS/		
- 2	AN515-4R12	. SCREW	3	
	AN515-4R8	. SCREW	2	
	AN960-4L	. WASHER.	6	
	MS21042L04	. NUT	5	
- 3	JV5	. ACTUATOR,SWITCH	1	1
- 4	35-369131	. INSULATOR,SWITCH.	2	1
- 5	35-369124-1	. BRACKET,SWITCH.	1	4
	35-369124-5	. BRACKET,SWITCH.	1	5
- 6	10293301ZA0410	. SPACER.	1	1
- 7	121P60501R5V1	. FILTER,RADIO NOISE.	1	1
		/ATTACHING PARTS/		
- 8	MS21103D12	. CLAMP	1	
	234-5700-012	. SCREW,SELF TAPPING.	1	
	AN935-10L	. WASHER,LOCK	1	
	AN960-10L	. WASHER.	1	
NOTE WHEN ALTERNATOR IS PRETAPPED,REMOVE 234-59700-012 SCREW AND ADD AN3H4A BOLT				
- 9	MS35207-261	. SCREW,GROUND.	1	1
	AN960-10L	. WASHER.	1	1
	MS35335-39	. WASHER.	1	1
- 10	58-361011-3	. BUS BAR	1	1
	AN960-10	. WASHER.	3	1
	MS35489-17	. GROMMET	1	1
- 11	35-364258-3	. LIGHT INSTL,TAXI/SEE FIGURE 360/.	NP	1
	MS35489-2	. GROMMET/KEEL/	1	1
- 12	AN5546-1	. BULB,CYLINDER HEAD TEMPERATURE.	1	1
	AN4076-1	. ADAPTER	1	1
- 13	MS28034-1	. BULB,OIL TEMPERATURE.	1	1
	CA3106E12S3S	. CONNECTOR	1	1
- 14	1864	. LAMP/CABIN LIGHTS/.	2	1
- 15	303	. LAMP/3RD,4TH,5TH & 6TH SEAT READING LIGHTS/	4	1
	MS25237-327	. LAMP/FUEL SELECTOR VALVE COVER/	2	1
- 16	A6795B	. POST LIGHT/FUEL SELECTOR VALVE COVER/	2	1
	MS25237-327	. LAMP/OUTSIDE AIR TEMP/.	1	1
- 17	A6745B	. SWITCH/TAXI AND LANDING LIGHTS/	1	1
	AN960-416	. WASHER.	2	1
- 18	35-364160-5	. LIGHTER ASSY,CIGARETTE.	2	1
	206482-24V7	. ELEMENT/POP-OUT UNIT/	1	1
	LU27049	. SHEL,CLAMPING.	1	1
	206480	. BASE ASSY	1	1
- 19	60-389017-3	. REGULATOR,VOLTAGE	1	6
	36-380056-1	. REGULATOR,VOLTAGE	1	7
		/ATTACHING PARTS/		
- 20	130909833	. BOLT.	3	

BEECHCRAFT
 BONANZA V35B
 ILLUSTRATED PARTS CATALOG

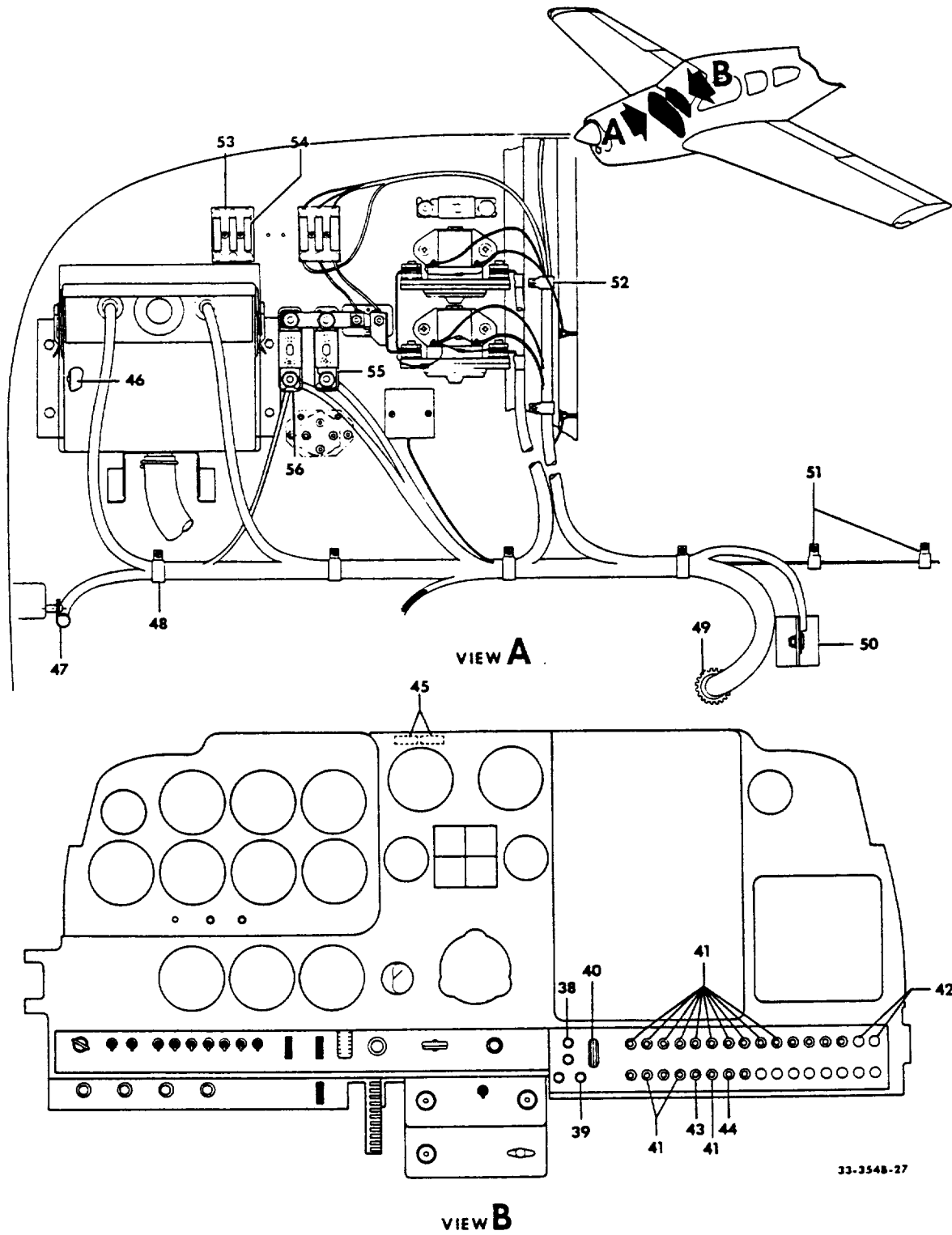


33-354B-26

B E E C H C R A F T
B O N A N Z A V 3 5 B
I L L U S T R A T E D P A R T S C A T A L O G

FIG. & INDEX NO.	PART NO.	DESCRIPTION							UNITS PER ASSY	USABLE ON CODE
		1	2	3	4	5	6	7		
354A - 21	169-380021-11	• HORN,STALL WARNING.							1	1
		/ATTACHING PARTS/								
- 22	MS35207-263	• SCREW							2	
	AN960-10L	• WASHER.							2	
	NS21042L3	• NUT							2	
- 23	NS21919DG17	• CLAMP							1	1
		/ATTACHING PARTS/								
	MS35207-263	• SCREW							1	
	AN960-10L	• WASHER.							1	
	002-364037-3	• BOX ASSY,JUNCTION							1	1
		/ATTACHING PARTS/								
- 24	MS24693S280	• SCREW							3	
	NAS43HT4-50	• SPACER.							3	
	AN960-10L	• WASHER.							3	
	AN935-10L	• WASHER.							3	
	MS35650-302	• NUT							3	
	AN960-10L	• WASHER.							3	
	MS21042L3	• NUT							3	
- 25	002-364037-7	• BOX ASSY.							1	1
	AN743-13	• CLIP.							3	1
	MS35489-1	• GROMMET							1	1
	RAMH-S6	• BLOCK,TIE							1	1
- 26	002-364037-9	• COVER ASSY.							1	1
- 27	R102	• FLASHER							1	1
		/ATTACHING PARTS/								
- 28	MS35206-227	• SCREW							1	
	AN960-6L	• WASHER.							1	
	MS21042-06	• NUT							1	
- 29	169-380021-9	• HORN,LANDING GEAR WARNING							1	1
- 30	35-590099-33	• SWITCH,STARTER.							1	1
- 31	35-380053-21	• SWITCH,BATTERY.							1	1
	96-384050-5	• KNOB.							1	1
- 32	35-380132-13	• SWITCH/ALTERNATOR/.							1	1
- 33	35-380132-41	• SWITCH/NAV.LIGHTS/.							1	1
	35-380132-43	• SWITCH/TAXI & LANDING LIGHTS/							2	1
	VWIKSPB	• RHEOSTAT/PANEL LIGHTS/.							2	1
- 34	96-364085-9	• KNOB.							2	1
- 35	96-364085-11	• KNOB/SUBPANEL LIGHTS/							1	1
- 36	8858K40	• SWITCH/FLAPS/							1	2
	8858K82	• SWITCH/FLAPS/THREE POSITION/							1	3
	118664	• LEVER							1	1
	AN565D6H2	• SCREW,SET							1	1
- 37	96-384050-9	• KNOB.							1	1
	35-380053-21	• SWITCH/AUX FUEL PUMP/							1	1

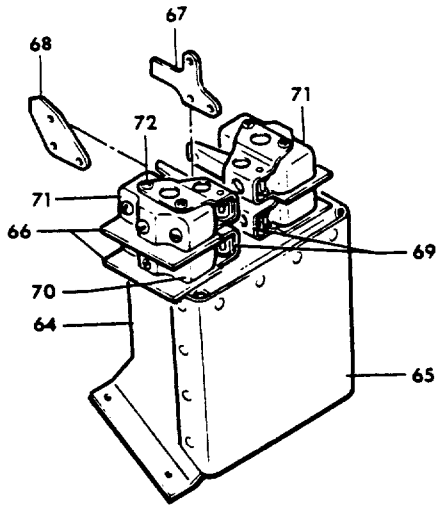
BEECHCRAFT
 BONANZA V35B
 ILLUSTRATED PARTS CATALOG



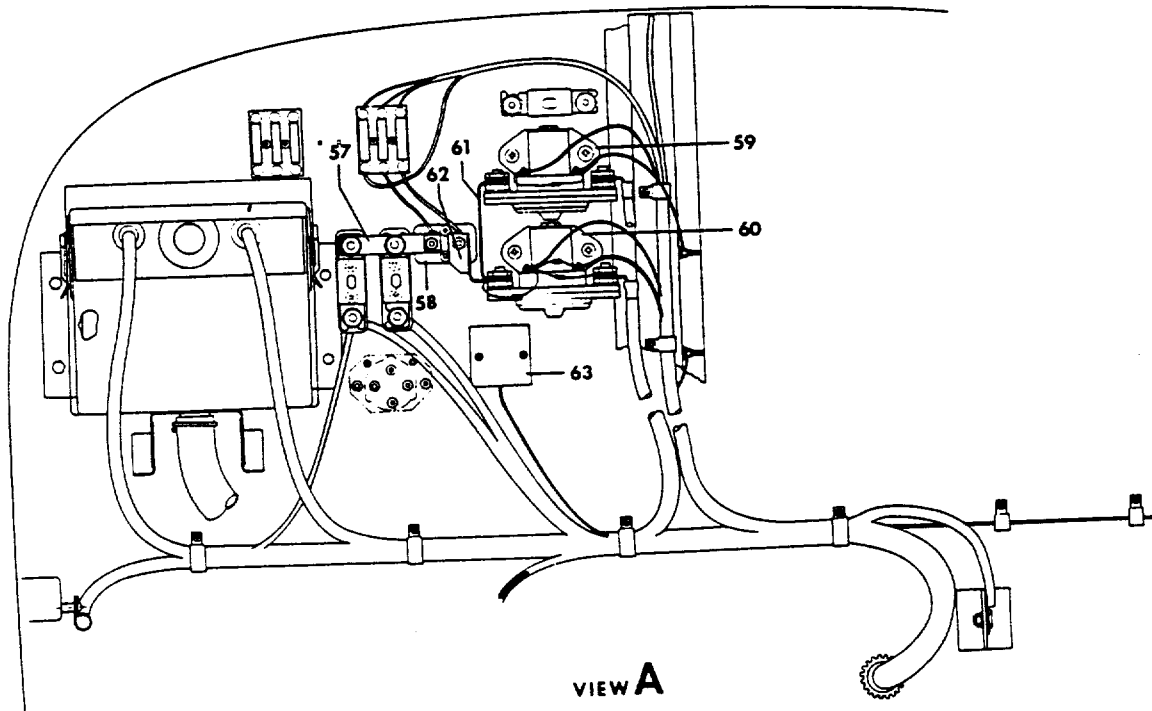
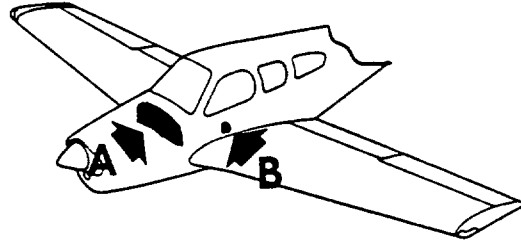
B E E C H C R A F T
B O N A N Z A V 3 5 B
I L L U S T R A T E D P A R T S C A T A L O G

FIG. & INDEX NO.	PART NO.	DESCRIPTION							UNITS PER ASSY	USABLE ON CODE
		1	2	3	4	5	6	7		
354A - 38	855291SI-R2	. LIGHT ASSY,STD.	1	1
	MS25237-327	. LAMP.	4	1
- 39	855291SI-G5	. LIGHT ASSY,STD.	3	1
- 40	MS25125E3	. SWITCH/LANDING GEAR/	1	1
	118665	. LEVER	1	1
	AN565D8H2	. SCREW,SET	1	1
	CB2330	. CIRCUIT BREAKER/LANDING GEAR/	1	1
- 41	435-205-104	. CIRCUIT BREAKER	18	1
- 42	SS51043	. BUTTON,PLUG	2	1
- 43	435-215-104	. CIRCUIT BREAKER	1	1
- 44	435-210-104	. CIRCUIT BREAKER	1	1
- 45	58-364057-3	. SUPPORT ASSY.	1	8
	55-3023-3	. KIT,FUEL QUANTITY PC BOARD INSTL.	1	9
	36-369019-1	. BOX INSTL,BATTERY/SEE FIGURE 3568/	1	1
- 46	PS12-11	. BATTERY,24 VOLT	1	1
	36-364025-23	. BLOCK,BATTERY HOLD DOWN	1	1
- 47	MS21919DG8	. CLAMP	1	1
	100696010-06-016	. SPACER.	1	1
		/ATTACHING PARTS/								
	MS35207-233	. SCREW	1	
- 48	MS21919DG14	. CLAMP	1	1
		/ATTACHING PARTS/								
	MS35207-245	. SCREW	1	
- 49	MS21266-1N	. GROMMET	1	1
- 50	36-364001-17	. TEE	1	2
- 51	MS21919DG4	. CLAMP	1	1
		/ATTACHING PARTS/								
	MS35207-245	. SCREW	1	
- 52	MS21919G7	. CLAMP	1	1
		/ATTACHING PARTS/								
	MS35207-263	. SCREW	1	
	36-364001-7	FIREWALL INSTL,ELECTRICAL	NP	1
- 53	4532	. BLOCK,FUSE	2	1
		/ATTACHING PARTS/								
	MS24693S28	. SCREW	2	
	36-364028-5	. PLACARD	1	1
- 54	AGC5	. FUSE	6	1
- 55	FLLA	. LIMITER,CURRENT	3	1
- 56	FSH	. BASE,LIMITER.	2	1
		/ATTACHING PARTS/								
	MS24693S274	. SCREW	2	
	100951X040ZL	. WASHER.	4	
	130909N29	. NUT	2	

BEECHCRAFT
BONANZA V35B
ILLUSTRATED PARTS CATALOG



VIEW B



VIEW A

33-3548-28

B E E C H C R A F T
B O N A N Z A V 3 5 B
I L L U S T R A T E D P A R T S C A T A L O G

FIG. & ITEM NO.	PART NO.	1 2 3 4 5 6 7	DESCRIPTION	UNITS	USABLE
				PER ASSY	ON CODE
354A	36-810022-1	.	GUARD, LANDING GEAR SWITCH	1	12
	36-810020-1	.	SPRING, LANDING GEAR SWITCH GUARD	1	12
	36-810021-1	.	BRACKET ASSY, LANDING GEAR SWITCH GUARD	1	12
	36-364028-9	.	PLACARD	1	1
	36-364028-7	.	PLACARD	1	1
	36-364028-1	.	PLACARD	1	1
- 57	002-361016-7	.	BUS BAR	1	1
- 58	MS91586-2	.	SHUNT	1	10
	MLA60-50	.	SHUNT	1	11
			/ATTACHING PARTS/		
	MS35207-264	.	SCREW	2	
- 59	6041H190	.	RELAY, STARTER	1	1
			/ATTACHING PARTS/		
	MS35207-279	.	SCREW	2	
			/ATTACHING PARTS/		
	1,5KE51CA	.	TRANSORB	1	1
- 60	6041H189	.	RELAY, BATTERY MASTER	1	1
			/ATTACHING PARTS/		
	MS35207-279	.	SCREW	2	
			/ATTACHING PARTS/		
	1,5KE51CA	.	TRANSORB	1	1
	1N4005	.	DIODE	2	1
- 61	36-364001-13	.	BUS BAR	1	1
- 62	36-364001-19	.	BUS BAR	1	1
- 63	36-380000-3	.	SENSOR, ALTERNATOR OUT	1	1
			/ATTACHING PARTS/		
	AN515-6-16	.	SCREW	2	
	AN960DL6	.	WASHER	2	
			/ATTACHING PARTS/		
	36-364001-9		FUSELAGE ELECTRICAL EQUIP INSTL, LOWER	NP	1
	002-364013-29	.	SWITCH ASSY, LANDING GEAR LIMIT	1	1
	002-364013-5	.	BRACKET ASSY	1	1
- 64	002-364013-7	.	BRACKET	1	1
- 65	002-364013-9	.	REINFORCEMENT	1	1
- 66	002-361013-33	.	INSULATOR	4	1
- 67	002-364013-11	.	TAB	1	1
- 68	002-364013-13	.	PLATE	1	1
- 69	002-364013-17	.	ACTUATOR	4	1
- 70	BZ3AT	.	SWITCH, HEATER BLOWER	1	1
- 71	MS25026-1	.	SWITCH, POSITION LIGHT, UP AND DOWN LIMIT	3	1
			/ATTACHING PARTS/		
- 72	MS35206-237	.	SCREW	4	

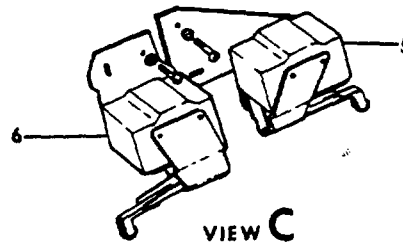
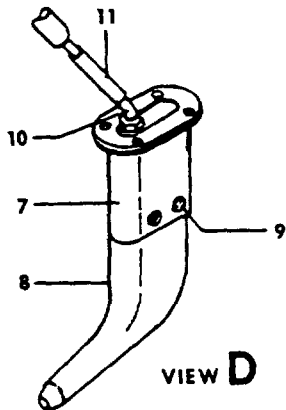
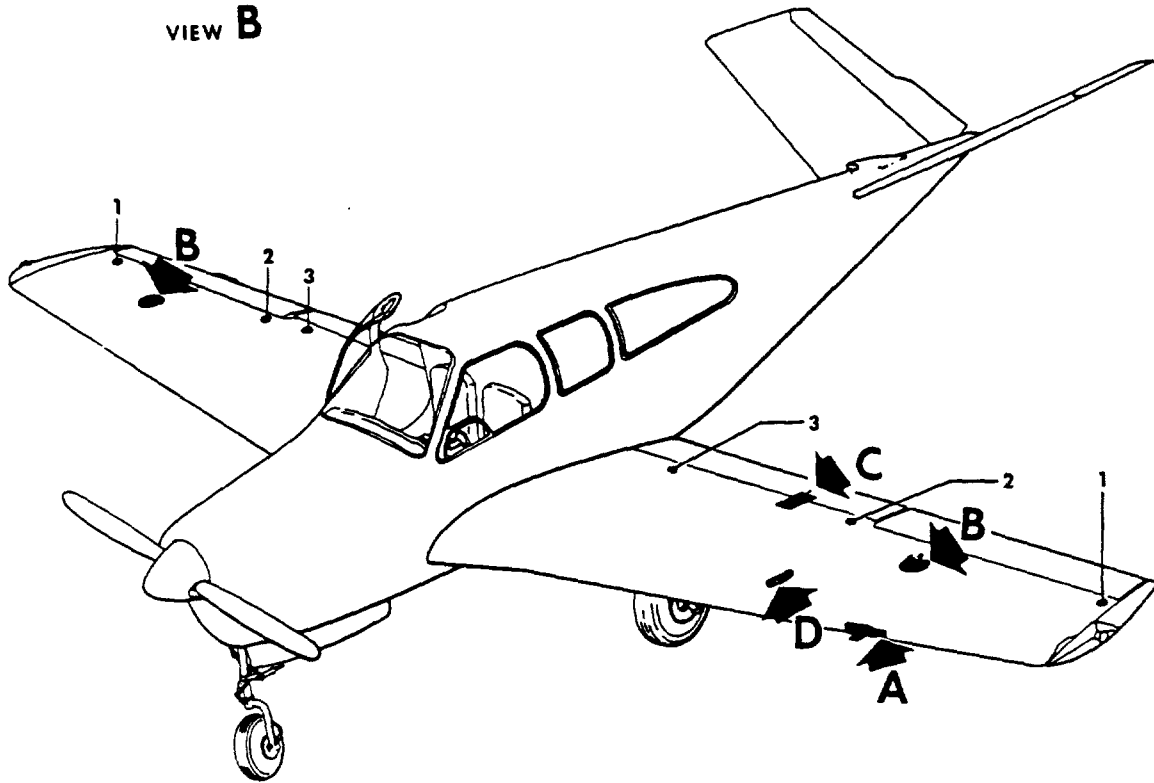
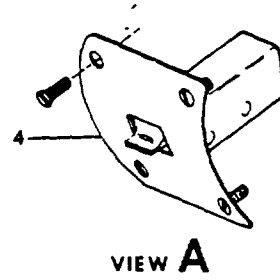
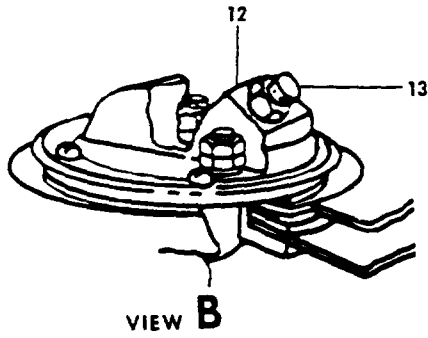
C O D E S O F E F F E C T I V I T Y

1	D-10097, D-10120 AND AFTER	2	D-10097, D-10120 THRU D-10178
3	D-10179 AND AFTER	4	D-10097, D-10120 THRU D-10248
5	D-10249 AND AFTER	6	D-10097, D-10120 THRU D-10331
7	D-10322 AND AFTER	8	D-10370 AND AFTER
9	D-10097, D-10120 THRU D-10369	10	D-10097, D-10120 THRU D-10353
11	D-10354 AND AFTER	12	D-10396 AND AFTER

BEECHCRAFT
BONANZA V35B
ILLUSTRATED PARTS CATALOG

FIGURE 355
WING SECTION ELECTRICAL

BEECHCRAFT
 BONANZA V35B
 ILLUSTRATED PARTS CATALOG

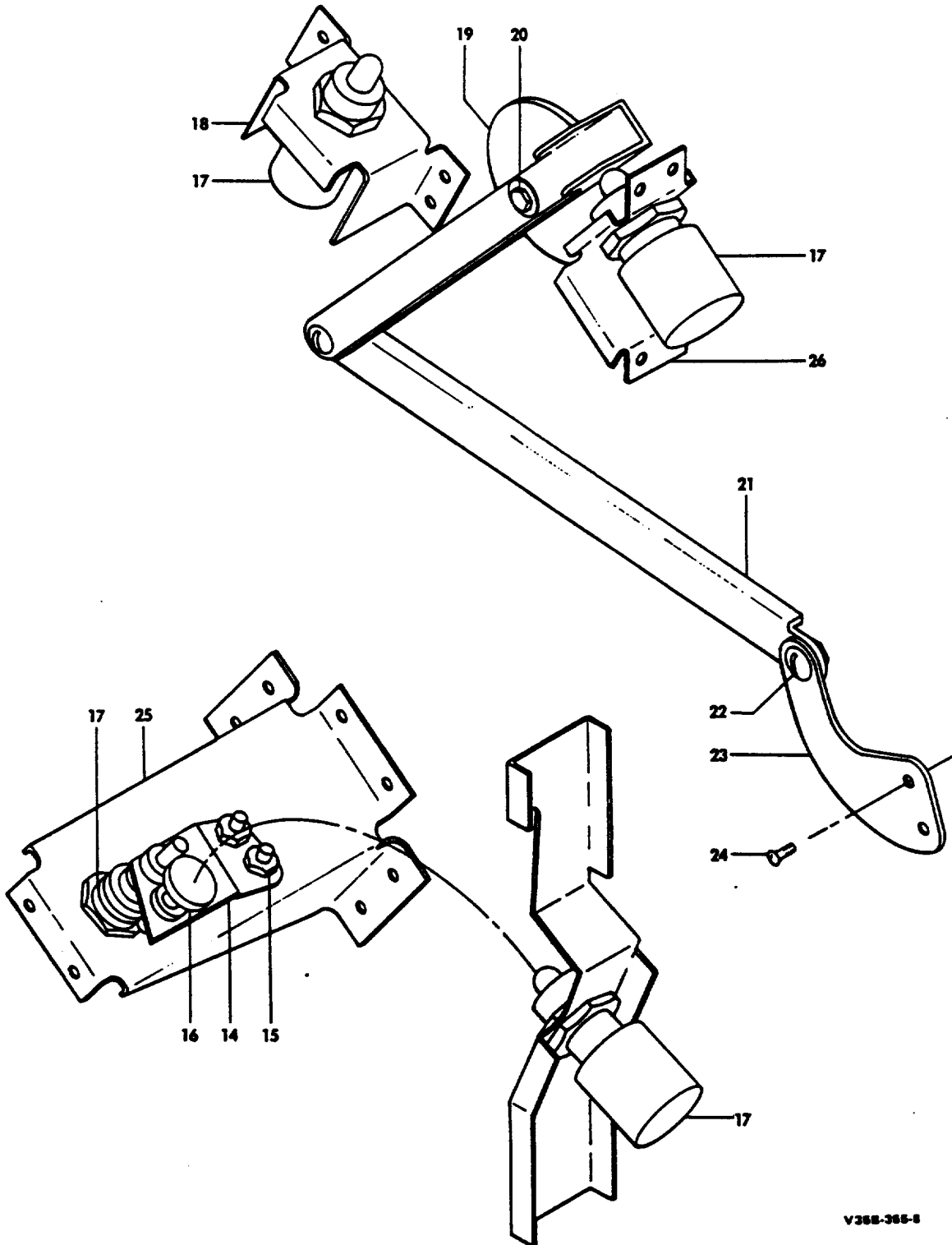


V35B-355-2

B E E C H C R A F T
B O N A N Z A V 3 5 8
I L L U S T R A T E D P A R T S C A T A L O G

FIG. & INDEX NO.	PART NO.	DESCRIPTION	UNITS PER ASSY	USABLE ON CODE
		1 2 3 4 5 6 7		
355	35-361102	ELECTRICAL INSTL,LH WING.	NP	11
	35-361102-1	ELECTRICAL INSTL,RH WING.	NP	11
- 1	AQ6Q	. JUMPER,BONDING. /ATTACHING PARTS/	2	6
	AN526-632-7	. SCREW,UPPER	1	
	AN526-632-11	. SCREW,SIDE	1	
	AN960-6	. WASHER.	2	
	AN365-632	. NUT	2	
- 2	AQ8Q	. JUMPER,BONDING. /ATTACHING PARTS/	2	6
	AN526-632-7	. SCREW	2	
	AN960-6	. WASHER.	2	
	AN365-632	. NUT	2	
- 3	CP6P	. JUMPER,BONDING. /ATTACHING PARTS/	4	6
	AN526-632-7	. SCREW	2	
	AN960-6	. WASHER.	4	
	AN365-632	. NUT	2	
	002-361000-1	ELECTRICAL INSTL,LH WING.	NP	12
	002-361000-2	ELECTRICAL INSTL,RH WING.	NP	12
	36-361000-1	ELECTRICAL INSTL,LH WING.	NP	8
	36-361000-3	ELECTRICAL INSTL,LH WING/THREE POSITION FLAPS/.	NP	9
	36-361000-2	ELECTRICAL INSTL,RH WING.	NP	7
	96-361011	SWITCH,FLAP LIMIT	1	9
	35-361025-1	STALL WARNING,INSTL	NP	4
- 4	58-361013-1	STALL WARNING,INSTL	NP	5
	151	. DETECTOR UNIT,STALL WARNING	1	4
	151-10	. DETECTOR UNIT,STALL WARNING /ATTACHING PARTS/	1	5
	MS24693S29	. SCREW	2	
	MS24693S31	. SCREW	2	
	AN960PD6	. WASHER.	10	
	MS21044N06	. NUT	2	
	MS21047-06	. NUT	2	
	35-170005-603	LIGHT ASSY,WING TIP /SEE FIG.39/.	1	1
	000-170001-19	NAV LIGHT & HARNESS ASSY,WING TIP/SEE FIG.39A/.	1	2
	000-170001-37	NAV LIGHT & HARNESS ASSY,WING TIP/SEE FIG.39B/.	1	7
	35-170005-604	LIGHT ASSY,WING TIP /SEE FIG.39/.	1	1
	000-170001-20	NAV LIGHT & HARNESS ASSY,WING TIP/SEE FIG.39A/.	1	2
	000-170001-38	NAV LIGHT & HARNESS ASSY,WING TIP/SEE FIG.39B/.	1	7
- 5	45-361115	SWITCH INSTL,FLAP LIMIT	NP	10
- 6	45-361117	. SWITCH,FLAP DOWN LIMIT.	1	10
	45-361116	. SWITCH,FLAP UP LIMIT.	1	10
	35-361131	SWITCH INSTL,LANDING GEAR SAFETY. /SEE FIG.202/	NP	6
- 7	35-361159	PITOT INSTL,HEATED.	NP	
- 8	35-361108-8	. MAST ASSY,PITOT	1	
	50-384040-1	. TUBE ASSY,PITOT	1	6
	50-384040	. TUBE ASSY,PITOT	1	7
- 9	AN520-640R4	. SCREW /ATTACHING PARTS/	4	
- 10	35-361109	. TUBE ASSY	1	
- 11	50-320010-6	. HOSE,FLEX	1	
	35-921500-1	CELL INSTL,WING FUEL LH	NP	
	35-921500-2	CELL INSTL,WING FUEL RH	NP	
- 12	5640556	. TRANSMITTER,FUEL. /ATTACHING PARTS/	1	
	AN502-10-8	. SCREW	2	
	AN502-10-6	. SCREW	2	
	AN955C32-10	. WIRE,SAFETY	AR	
- 13	MS35650-305	. NUT	1	
	AN936A10	. WASHER.	1	
	58-380009-1	. INDICATOR,SENSOR POSITION	1	

BEECHCRAFT
BONANZA V35B
ILLUSTRATED PARTS CATALOG



V35B-355-1

B E E C H C R A F T
B O N A N Z A V 3 5 B
I L L U S T R A T E D P A R T S C A T A L O G

FIG. & INDEX NO.	PART NO.	DESCRIPTION	UNITS PER ASSY	USABLE ON CODE
355	35-360012	SWITCH INSTL, LANDING GEAR POSITION LIGHT.	MP	
- 14	000-361012-1	. ACTUATOR TAB, LH	1	
	000-361012-2	. ACTUATOR TAB, RH	1	
		/ATTACHING PARTS/		
- 15	130909815	. BOLT	2	
	AN960-10	. WASHER	2	
	130909N29	. NUT	2	
- 16	45-361093-3	. BOLT ASSY	4	
	MS35650-302	. NUT	4	
	AN935-10L	. LOCK WASHER	4	
	130909N29	. NUT	4	
- 17	1CH25	. SWITCH, LANDING GEAR POSITION.	6	6
		/SUPERSEDED BY 100-381006-1/		
	100-381006-1	. SWITCH, LANDING GEAR POSITION.	6	
		/SUPERSEDES 1CH25/		
- 18	35-360017	. BRACKET, LH.	1	3
	35-360021	. BRACKET, RH.	1	3
- 19	35-360018	. ARM PIVOT ASSY.	1	3
		/ATTACHING PARTS/		
- 20	130909820	. BOLT.	1	
	AN960-10L	. WASHER.	1	
	AN960-516L	. WASHER.	1	
	130909N29	. NUT	1	
- 21	35-360014	. ACTUATOR ARM ASSY	1	
		/ATTACHING PARTS/		
- 22	MS35207-263	. SCREW	1	
	AN960-10L	. WASHER.	2	
	AN960-516L	. WASHER.	1	
	102933S4ZH0093	. BUSHING	1	
	130909N29	. NUT	1	
	35-360014-1	. ACTUATOR ARM.	1	
	35-360014-3	. LINK.	1	
	102933S1ZC0060	. BUSHING	1	
- 23	35-360022	. ARM	1	
		/ATTACHING PARTS/		
- 24	MS35206-245	. SCREW	1	
	AN960-8	. WASHER.	1	
	MS21042L08	. NUT	1	
- 25	000-361011-1	BRACKET, LH DOWN POSITION SWITCH MAIN GEAR	1	
	000-361011-2	BRACKET, RH DOWN POSITION SWITCH MAIN GEAR	1	
- 26	000-361010-1	BRACKET, UP POSITION SWITCH MAIN GEAR.	1	

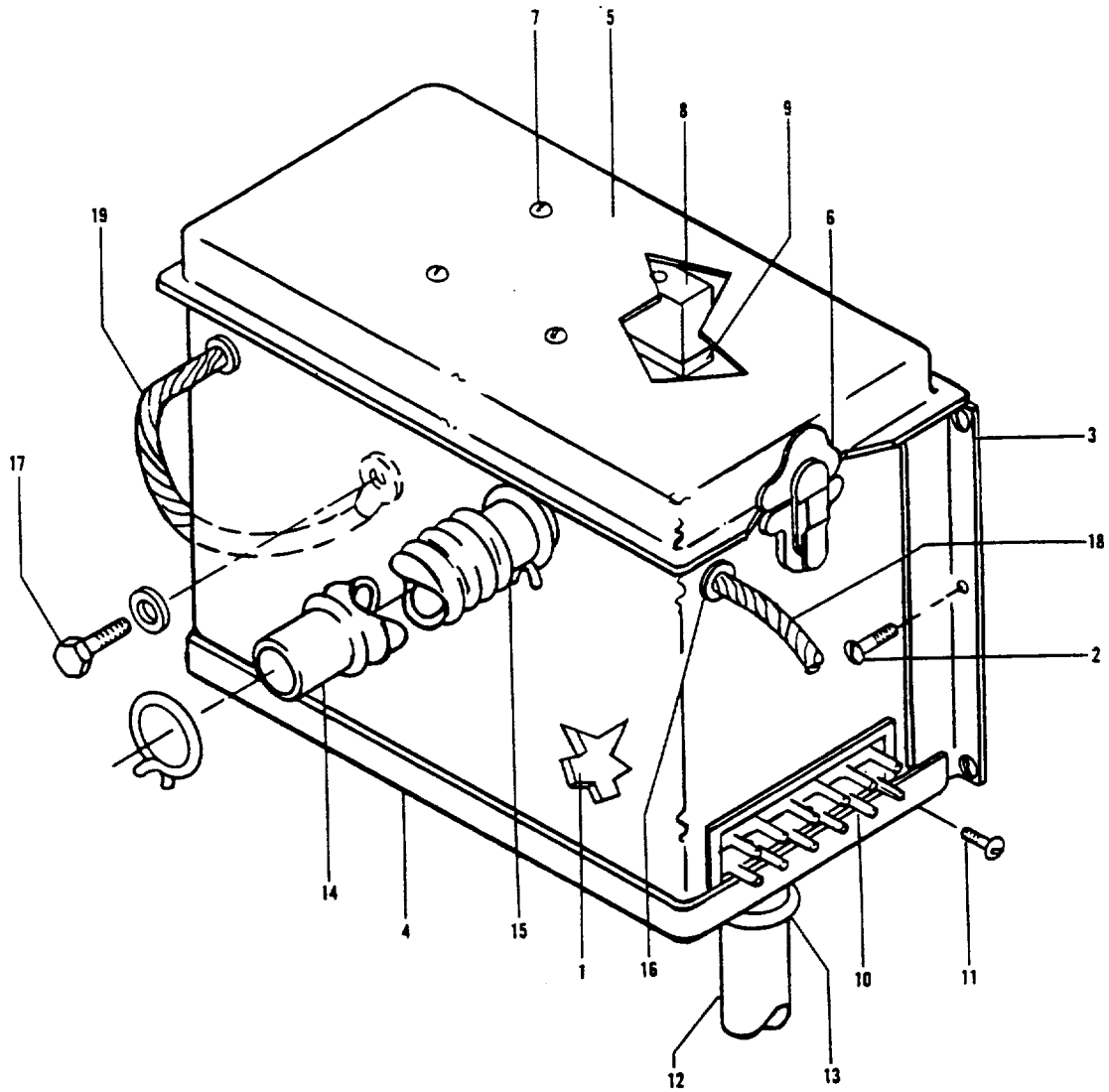
C O D E S O F E F F E C T I V I T Y

1	D-9069 THRU D-9467	2	D-9468 THRU D-10119 EXCEPT D-10097
3	D-9069 THRU D-9469, EXCEPT D-9439	4	D-9069 THRU D-9562, EXCEPT D-9536
5	D-9536, D-9563 AND AFTER	6	D-9069 THRU D-10119 EXCEPT D-10097
7	D-10097, D-10120 AND AFTER	8	D-10097, D-10120 THRU D-10178
9	D-10179 AND AFTER	10	D-9069 THRU D-10178
11	D-9069 THRU D-9817	12	D-9818 THRU D-10119 EXCEPT D-10097

BEECHCRAFT
BONANZA V35B
ILLUSTRATED PARTS CATALOG

FIGURE 356
BATTERY/14 VOLT/
D-9069 THRU D-9817

BEECHCRAFT
BONANZA V35B
ILLUSTRATED PARTS CATALOG



33-356-1

B E E C H C R A F T
B O N A N Z A V 3 5 8
I L L U S T R A T E D P A R T S C A T A L O G

FIG. & INDEX NO.	PART NO.	DESCRIPTION							UNITS PER ASSY	USABLE ON CODE
		1	2	3	4	5	6	7		
356										
- 1	35-360011	ELECTRICAL EQUIPMENT INSTL,FUSELAGE							NP	1
	36-380025-1	. BATTERY,BEECHCRAFT 12 VOLT.							1	1
	35-410462-1	. BOX ASSY,BATTERY.							1	1
	35-410462-601	. . BOX ASSY,BATTERY.							1	1
- 2	AN515-8R	/ATTACHING PARTS/ . . SCREW							6	
- 3	35-410462-3 BOX ASSY.							1	1
	35-410462-7 ANGLE,LH.							1	1
	35-410462-8 ANGLE,RH.							1	1
	35-410462-603 WRAPPER ASSY.							1	1
- 4	35-410462-13 PAN ASSY,BOTTOM							1	1
	35-410462-5 COVER ASSY, TOP.							1	1
- 5	35-410462-17 COVER							1	1
- 6	1771-1/2 LATCH							2	1
	35-410462-23 BLOCK ASSY.							2	1
- 7	AN545-8R7	/ATTACHING PARTS/ SCREW							2	
- 8	35-410462-19 BLOCK							1	1
- 9	35-410462-21 STRIP							1	1
- 10	MS25123-3-2 TERMINAL BOARD,BATTERY BOX.							1	1
- 11	AN515B6R6 SCREW							3	
	AN363B632 NUT							3	
	MS25226-6-2 BUS BAR							2	1
	AN743-13 CLIP							1	1
	TA15M3-2 COVER							1	1
- 12	35-410462-25 TUBE,BATTERY BOX DRAIN.							1	1
- 13	CS20A	/ATTACHING PARTS/ CLAMP,BATTERY BOX DRAIN TUBE.							1	
- 14	111716AX2X214 DUCT,BATTERY BOX VENT							1	1
- 15	CS17A	/ATTACHING PARTS/ CLAMP,BATTERY BOX VENT DUCT							2	
- 16	95-910020 PLACARD,BATTERY BOX							1	1
	294929A GROMMET							2	1
- 17	105982-5A11-010 BOLT,BATTERY GROUND CABLE							1	1
	10095100080YK WASHER.							2	1
	AN960-516 WASHER.							2	1
	AN316-5R NUT							1	1
	MS20365-524 NUT							1	1
	35-369002-17	TUBE,BATTERY BOX DRAIN.							1	1
- 18	PIA2	CABLE,BATTERY /POSITIVE/.							1	1
- 19	P2A2N	CABLE,BATTERY /GROUND/.							1	1

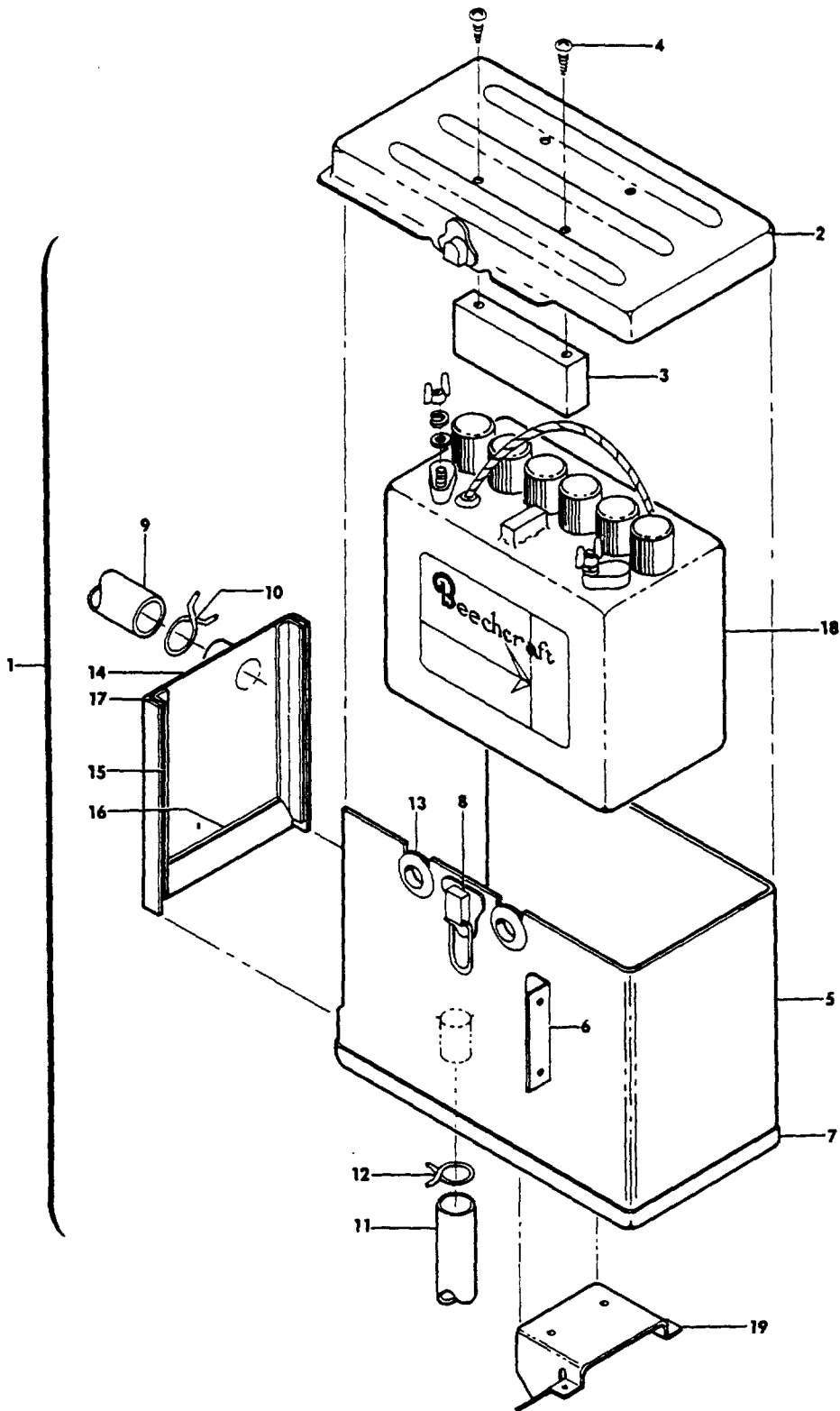
C O D E S O F E F F E C T I V I T Y

1 D-9069 THRU D-9817

BEECHCRAFT
BONANZA V35B
ILLUSTRATED PARTS CATALOG

FIGURE 356A
BATTERY/14 VOLT/
D-9818 THRU D-10119, EXCEPT D-10097

BEECHCRAFT
BONANZA V35B
ILLUSTRATED PARTS CATALOG



35-356-3

B E E C H C R A F T
B O N A N Z A V 3 5 8
I L L U S T R A T E D P A R T S C A T A L O G

FIG. & INDEX NO.	PART NO.	DESCRIPTION	UNITS PER ASSY	USABLE ON CODE
356A	- 1	36-369015-1	MP	1
		36-369015-11	1	1
		MS35206-244	4	
		AN960-8L	4	
		MS21047L08K	4	
	- 2	36-369015-13	1	1
	- 3	36-369015-15	1	1
	- 3	35-410462-23	2	1
	- 4	AN545-8R7	4	
	- 5	36-369015-25	1	1
	- 6	36-369015-27	1	1
	- 7	36-369015-28	1	1
	- 7	36-369015-41	1	1
	- 8	1771-1/2	2	1
	- 8	EC750	AR	1
	- 9	BE709-4-23-6	1	1
	- 10	CS17A	1	
	- 11	35-410462-25	1	1
	- 12	CS20A	1	
	- 13	294929A	2	1
		MS35489-78	2	1
		D65238-1	2	1
		36-369015-33	1	1
	- 14	36-369015-35	1	1
	- 15	36-369015-17	1	1
		36-369015-18	1	1
	- 16	36-369015-37	1	1
		36-369015-39	1	1
	- 17	36-369015-21	2	1
		36-369015-23	1	1
		35-410462-15	1	1
		35-369002-17	1	1
	- 18	36-380025-1	1	1
		002-430008-215	1	1
	- 19	002-430008-217	1	1
		002-430008-219	1	1
		002-430008-220	1	1

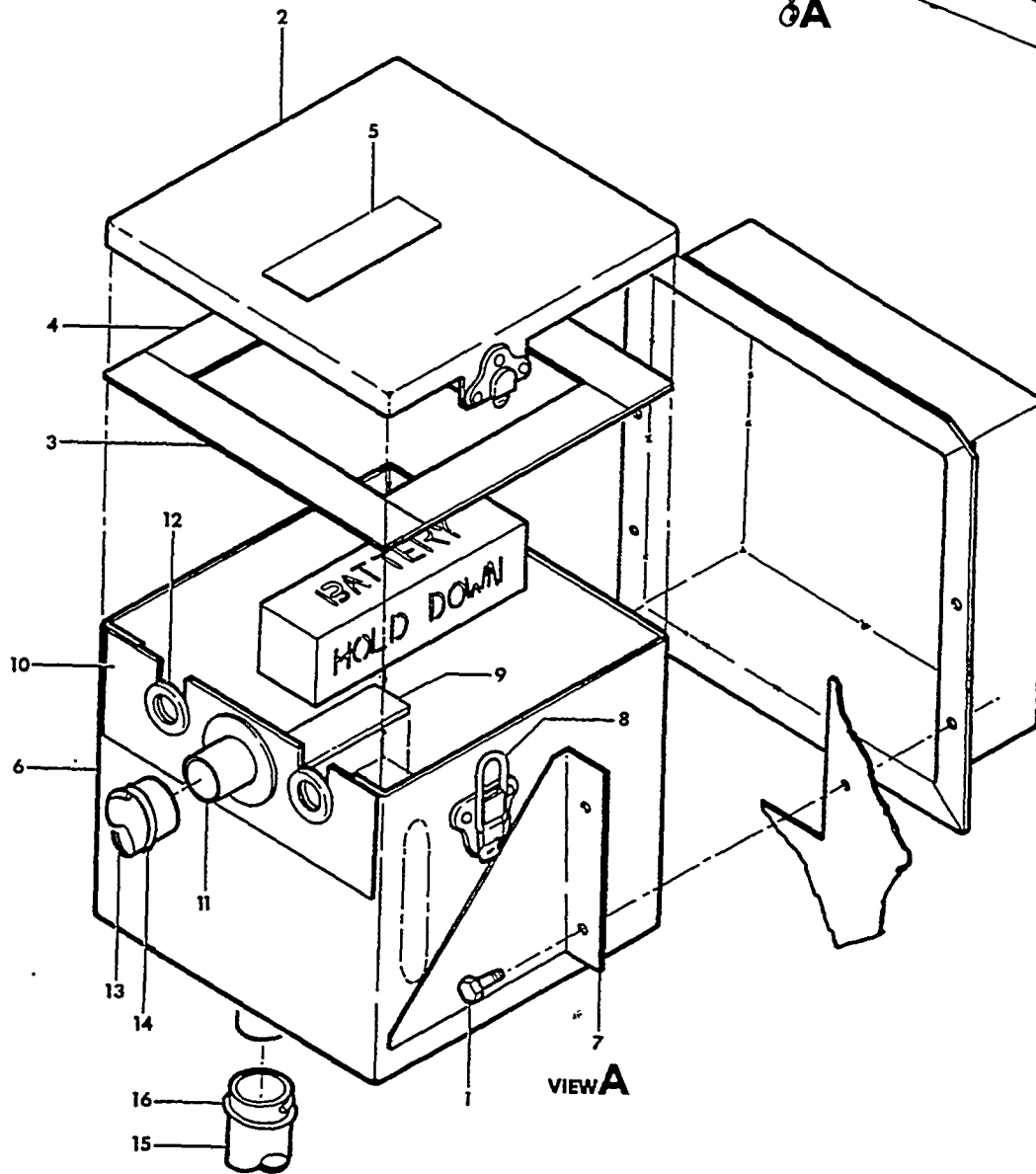
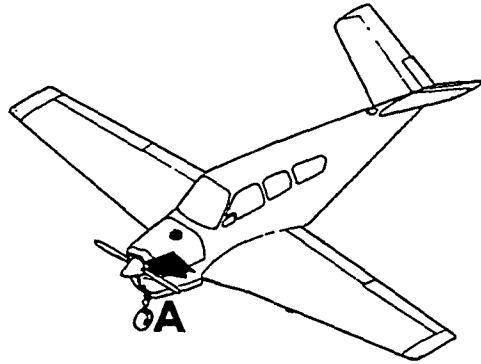
C O D E S O F E F F E C T I V I T Y

1 D-9818 THRU D-10119
EXCEPT D-10097

BEECHCRAFT
BONANZA V35B
ILLUSTRATED PARTS CATALOG

FIGURE 3568
BATTERY/28 VOLT/
D-10097,D-10120 AND AFTER

BEECHCRAFT
BONANZA V35B
ILLUSTRATED PARTS CATALOG



35-3568-7

B E E C H C R A F T
 BONANZA V35B
 I L L U S T R A T E D P A R T S C A T A L O G

FIG. & ITEM NO.	PART NO.	DESCRIPTION							UNITS PER ASSY	USABLE ON CODE
		1	2	3	4	5	6	7		
356B	R 36-369019-1	BOX INSTALLATION,BATTERY.							NP	1
	36-364025-1	. BOX ASSY,BATTERY.							1	1
		/ATTACHING PARTS/								
- 1	AN3C3A	. BOLT.							4	

	36-364025-5	. . . LID ASSY.							1	1
- 2	36-364025-7	. . . LID							1	1
- 3	36-364025-13	. . . GASKET.							2	1
- 4	36-364025-15	. . . GASKET.							2	1
- 5	36-364026-1	. . . DECAL							1	1
- 6	R 36-364025-601	. . . BOX/WELD ASSY/.							1	1
- 7	36-364025-9	. . . SUPPORT							1	1
	36-364025-10	. . . SUPPORT							1	1
- 8	1771-1/2	. . . LATCH							2	1
- 9	36-364025-11	. . . SPACER.							2	1
- 10	R 36-364025-17	. . . INSULATOR							1	1
- 11	R 36-364025-21	. . . TUBE ASSY							1	1
- 12	R MS35489-17S	. . . GROMMET							2	1
- 13	R BE709-4-30-6	. . . DUCT,VENT							1	1
		/ATTACHING PARTS/								
- 14	R CS17A	. CLAMP							1	

- 15	R 35-410462-25	. TUBE,DRAIN.							1	1
		/ATTACHING PARTS/								
- 16	R CS20A	. CLAMP							1	

	35-369002-17	TUBE,BATTERY BOX DRAIN.							1	1
	R 36-380059-1	BATTERY,24 VOLT							1	1
	36-364025-23	BLOCK,BATTERY HOLD DOWN							1	1
	002-430008-215	SUPPORT ASSY,BATTERY BOX.							1	1
	002-430008-283	. SUPPORT							1	1
	002-430008-219	. ANGLE,LH.							1	1
	002-430008-220	. ANGLE,RH.							1	1

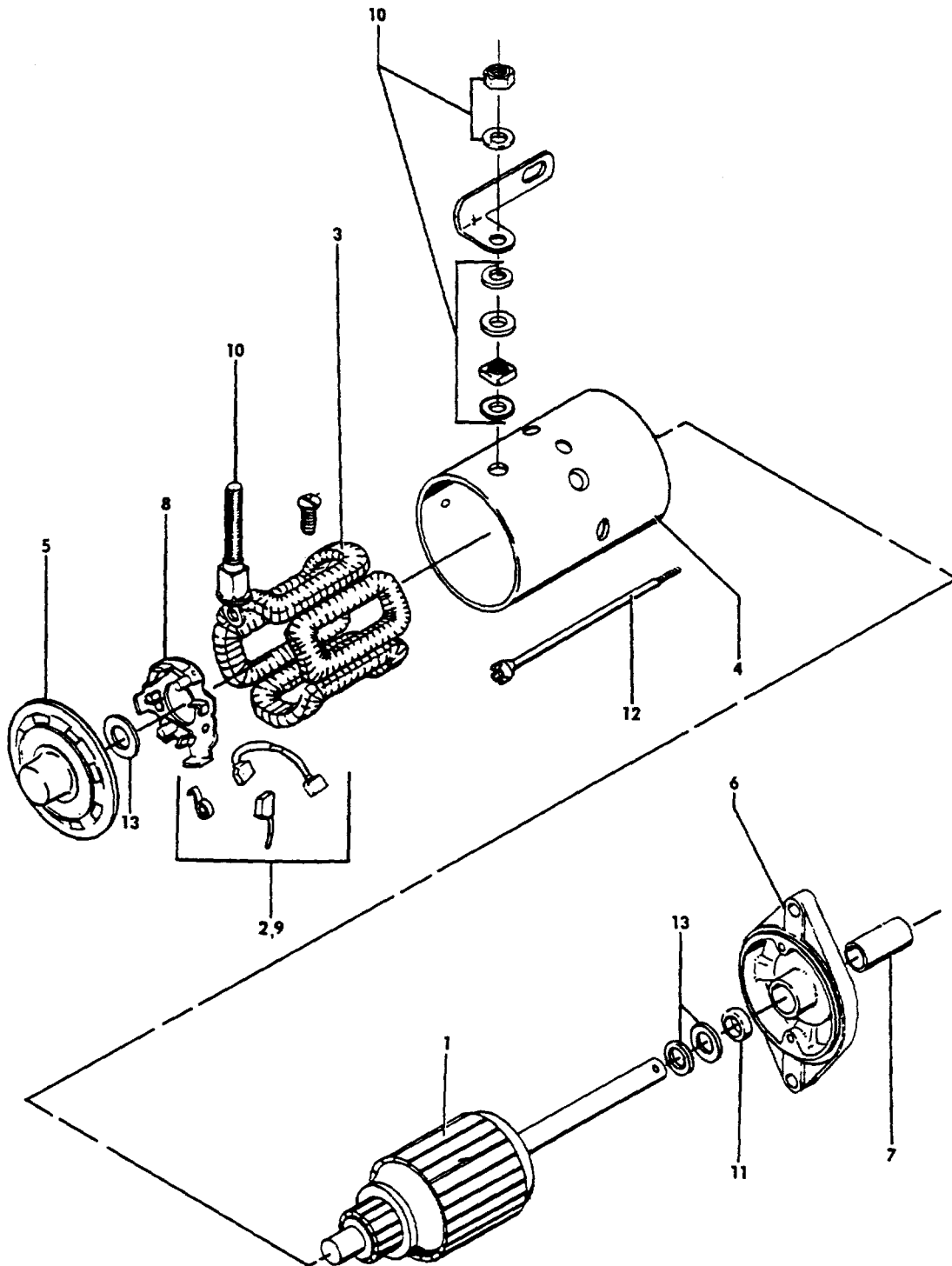
CODES OF EFFECTIVITY

1 D-10097,
 D-10120 AND AFTER

BEECHCRAFT
BONANZA V35B
ILLUSTRATED PARTS CATALOG

FIGURE 357
STARTER/14 VOLT SYSTEM/
D-9069 THRU D-10119 EXCEPT D-10097

BEECHCRAFT
BONANZA V35B
ILLUSTRATED PARTS CATALOG



33-357-1

B E E C H C R A F T
B O N A N Z A V 3 5 B
I L L U S T R A T E D P A R T S C A T A L O G

FIG. & INDEX NO.	PART NO.	DESCRIPTION	1 2 3 4 5 6 7							UNITS PER ASSY	USABLE ON CODE
			1	2	3	4	5	6	7		
357	634592	STARTER ASSY/14 VOLT/	1	1
- 1	MCH2147	. ARMATURE.	1	1
- 2	MHD2012S	. BRUSH SET	1	1
- 3	MCL1005P	. COIL PACKAGE, FIELD.	1	1
- 4	MCL2092S	. FRAME & FIELD ASSY.	1	1
- 5	MDL1002	. HEAD ASSY/COMMENTATOR END/.	1	1
- 6	MCL1136S	. HEAD ASSY/DRIVE END/.	1	1
- 7	ML18A	. BEARING/DRIVE END/.	1	1
- 8	MFX1064	. PLATE ASSY, BRUSH.	1	1
- 9	MZ19S	. SPRING SET, BRUSH.	1	1
- 10	P90-842	. STUD PACKAGE, TERMINAL	1	1
- 11	XA1024	. SEAL, OIL.	1	1
- 12	GJ20DS	. BOLT PACKAGE, THRU	1	1
- 13	P90-2006	. WASHER PACKAGE, THRUST	1	1

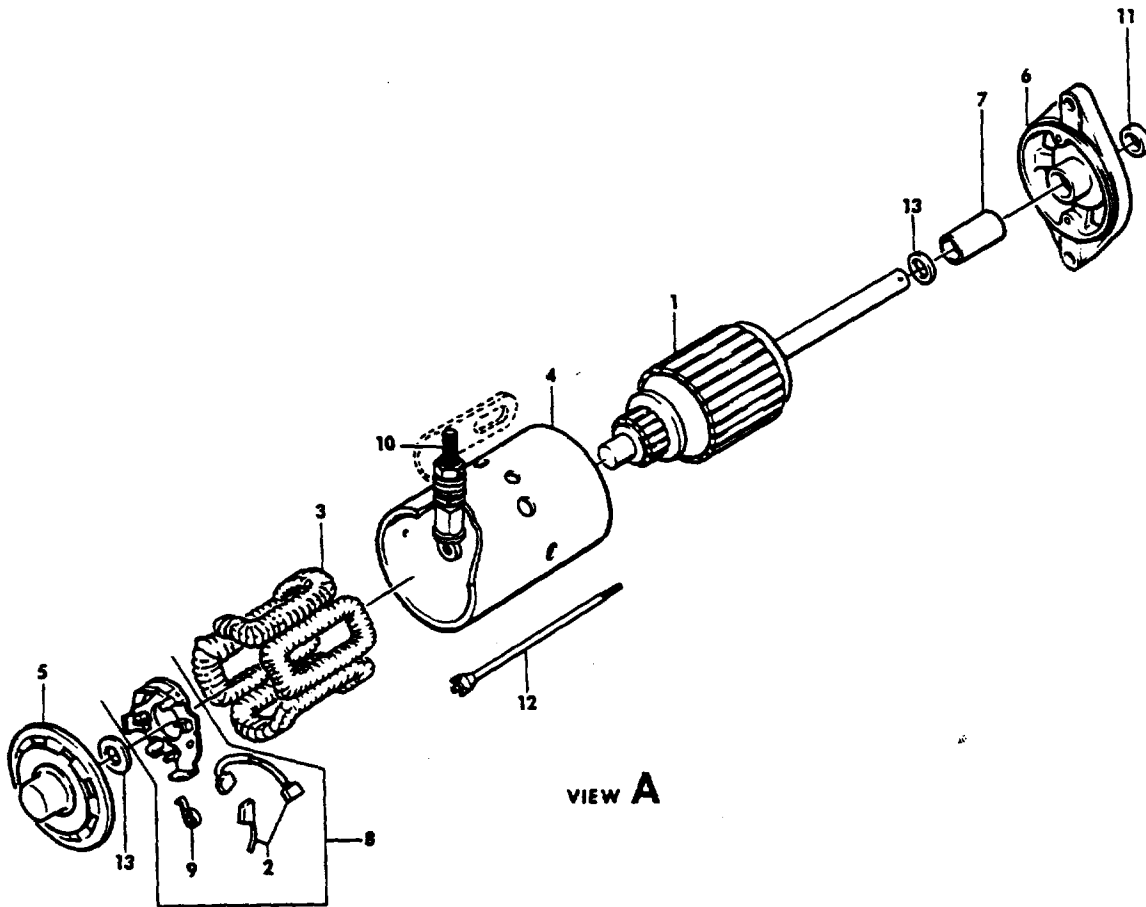
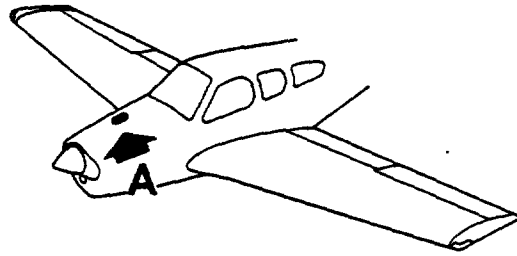
C O D E S O F E F F E C T I V I T Y

1 D-9069 THRU D-10119
EXCEPT D-10097

BEECHCRAFT
BONANZA V35B
ILLUSTRATED PARTS CATALOG

FIGURE 357A
STARTER/28 VOLT SYSTEM/
D-10097, D-10120 AND AFTER

BEECHCRAFT
BONANZA V35B
ILLUSTRATED PARTS CATALOG



33-357A-3

B E E C H C R A F T
 BONANZA V358
 I L L U S T R A T E D P A R T S C A T A L O G

FIG. & INDEX NO.	PART NO.	DESCRIPTION	1 2 3 4 5 6 7							UNITS PER ASSY	USABLE ON CODE
			1	2	3	4	5	6	7		
357A	637847	STARTER ASSY/28 VOLT/								1	1
- 1	MHJ2147	• ARMATURE.								1	1
- 2	MDL2012ES	• BRUSH SET								1	1
- 3	MDL1005FS	• COIL PACKAGE, FIELD.								1	1
- 4	MEX2092S	• FRAME AND FIELD ASSY/ALTERNATE FOR MEX2092AS/								1	1
	MEX2092AS	• FRAME AND FIELD ASSY/ALTERNATE FOR MEX2092S/.								1	1
- 5	ML1002	• HEAD ASSY, COMMUTATOR END.								1	1
- 6	MCL2136A	• HEAD ASSY, DRIVE END								1	1
- 7	ML18A	• BEARING, D.E.								1	1
- 8	MD1064ES	• PLATE ASSY, BRUSH.								1	1
- 9	MZ19S	• SPRING SET, BRUSH.								1	1
- 10	P90-842	• STUD PACKAGE, TERMINAL								1	1
- 11	XA1024	• SEAL, OIL.								1	1
- 12	6J20DS	• BOLT PACKAGE.								1	1
- 13	P90-2006	• WASHER PACKAGE, THRUST								1	1

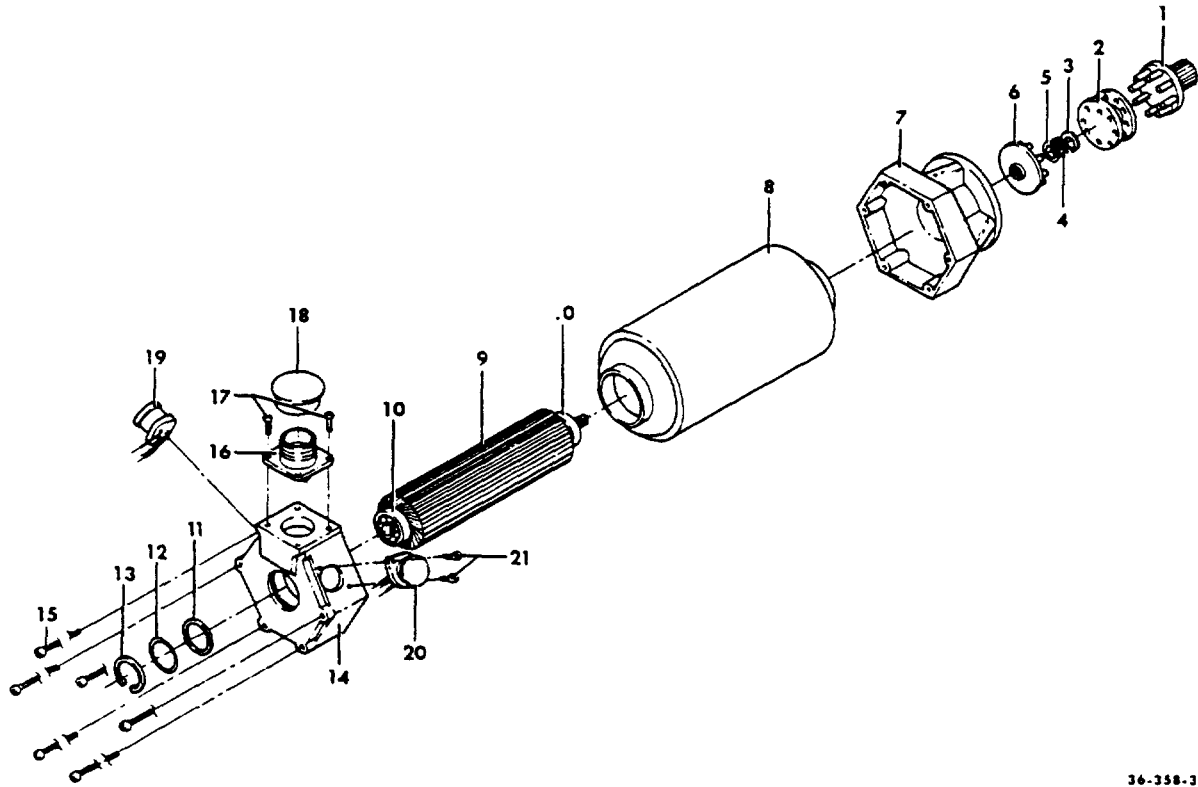
CODES OF EFFECTIVITY

- 1 D-10097,
- 0-10120 AND AFTER

BEECHCRAFT
BONANZA V35B
ILLUSTRATED PARTS CATALOG

FIGURE 358
STANDBY GENERATOR
D-9979 AND AFTER

BEECHCRAFT
BONANZA V35B
ILLUSTRATED PARTS CATALOG



36-358-3

B E E C H C R A F T
B O N A N Z A V 3 5 8
I L L U S T R A T E D P A R T S C A T A L O G

FIG. & INDEX NO.	PART NO.	DESCRIPTION	1	2	3	4	5	6	7	UNITS PER ASSY	USABLE ON CODE
358	36-380013-1	GENERATOR, STANDBY/14 VOLT/								1	1
- 1	32D973	. ADAPTER, SPLINED								1	1
- 2	19D1450	. COUPLING, FLEXIBLE								1	1
- 3	39D550	. RING, RETAINER								1	1
- 4	10D695	. SPRING, SHIM								1	1
- 5	21D678	. SHIM								2	1
- 6	9A1506	. HUB, DRIVE								1	1
- 7	4D2583	. HOUSING, FRONT								1	1
- 8	7A3724	. STATOR								1	1
- 9	7A3723	. ROTOR								1	1
- 10	15D1062	. BEARING, BALL								2	1
	21D823-1	. SHIM								AR	1
- 11	21D965	. WASHER, SPRING								1	1
- 12	19D1108	. SHIM								1	1
- 13	35D579	. RING								1	1
- 14	4D2584	. HOUSING, REAR								1	1
- 15	MS35265-57	. SCREW								6	1
- 16	40D1793	. CONNECTOR								1	1
		/ ATTACHING PARTS /									
- 17	MS35265-15	. SCREW								4	

	MS9134-01	. GASKET								1	1
- 18	MS25178-14	. CAP, DUST								1	1
- 19	40D2127-1	. RECTIFIER								1	1
- 20	40D2127-2	. RECTIFIER								1	1
		/ ATTACHING PARTS /									
- 21	AN500A6-4	. SCREW								4	

	36-380048-1	GENERATOR, STANDBY/28 VOLT/ /NO BKDN AVAILABLE FOR 28 VOLT GENERATOR/								1	2

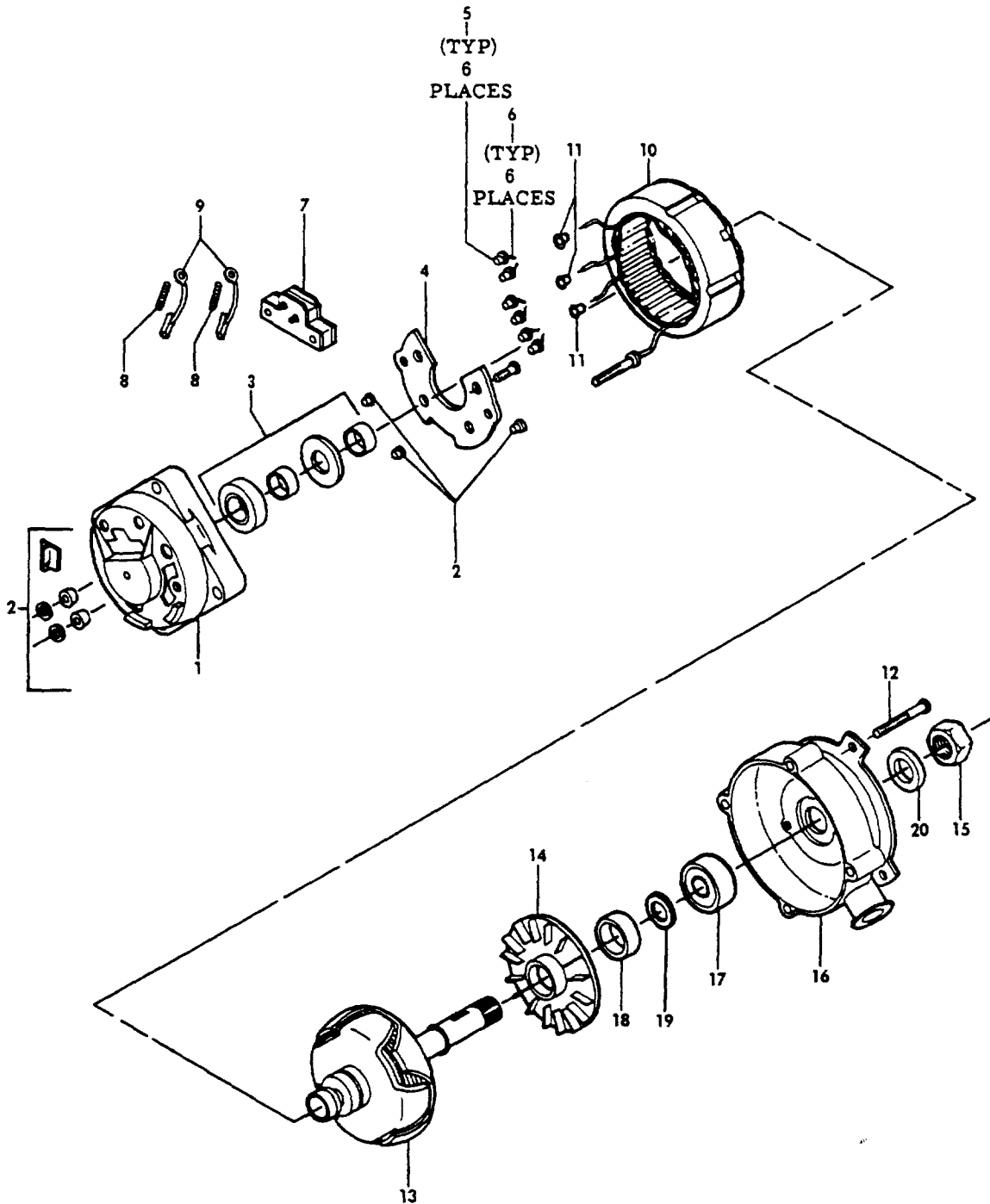
C O D E S O F E F F E C T I V I T Y

1 D-9979 THRU D-10119, 2 D-10207 AND AFTER
EXCEPT D-10097

BEECHCRAFT
BONANZA V35B
ILLUSTRATED PARTS CATALOG

FIGURE 359
ALTERNATOR/70 AMP/14 VOLT/
D-9069 THRU D-10119, EXCEPT D-10097

BEECHCRAFT
BONANZA V35B
ILLUSTRATED PARTS CATALOG



35-359-1

B E E C H C R A F T
B O N A N Z A V 3 5 8
I L L U S T R A T E D P A R T S C A T A L O G

FIG. & INDEX NO.	PART NO.	DESCRIPTION	UNITS PER ASSY	USABLE ON CODE
		1 2 3 4 5 6 7		
359	641670	ALTERNATOR,70 AMP/14 VOLT/CONTINENTAL NUMBER.	1	1
		FOR PRESTOLITE ALX9424 ALTERNATOR/		
- 1	ALE1042AAS1	. HEAD ASSY,SLIP RING END	1	1
- 2	P90-2043	. . . STUD PACKAGE,TERMINAL	1	1
- 3	P90-2014	. . . BEARING & SEAL PACKAGE.	1	1
- 4	ALE1054R	. PLATE,RECTIFIER	1	1
- 5	XA944J	. . . RECTIFIER,NEGATIVE.	1	1
- 6	XA943F	. . . RECTIFIER,POSITIVE.	1	1
- 7	ALU1045AS	. HOLDER ASSY,BRUSH	1	1
- 8	ALA19S	. . . SPRING SET,BRUSH.	1	1
- 9	ALE1012NS	. . . BRUSH SET	1	1
- 10	ALE2008AB	. STATOR ASSY	1	1
- 11	P90-818	. . . EYELET PACKAGE.	1	1
- 12	ALA20GS	. . . BOLT PACKAGE.	1	1
- 13	ALX2038AS	. ROTOR ASSY.	1	1
- 14	ALP1034	. . . FAN,VENT.	1	1
- 15	8X4075	. . . NUT,ROTOR SHAFT	1	1
- 16	ALU1043	. HEAD ASSY,DRIVE END	1	1
- 17	X4087	. . . BEARING	1	1
- 18	GR32	. . . RETAINER.	1	1
- 19	XA744AZ	. . . O RING.	1	1
- 20	XA1026	. . . SEAL,OIL.	1	1

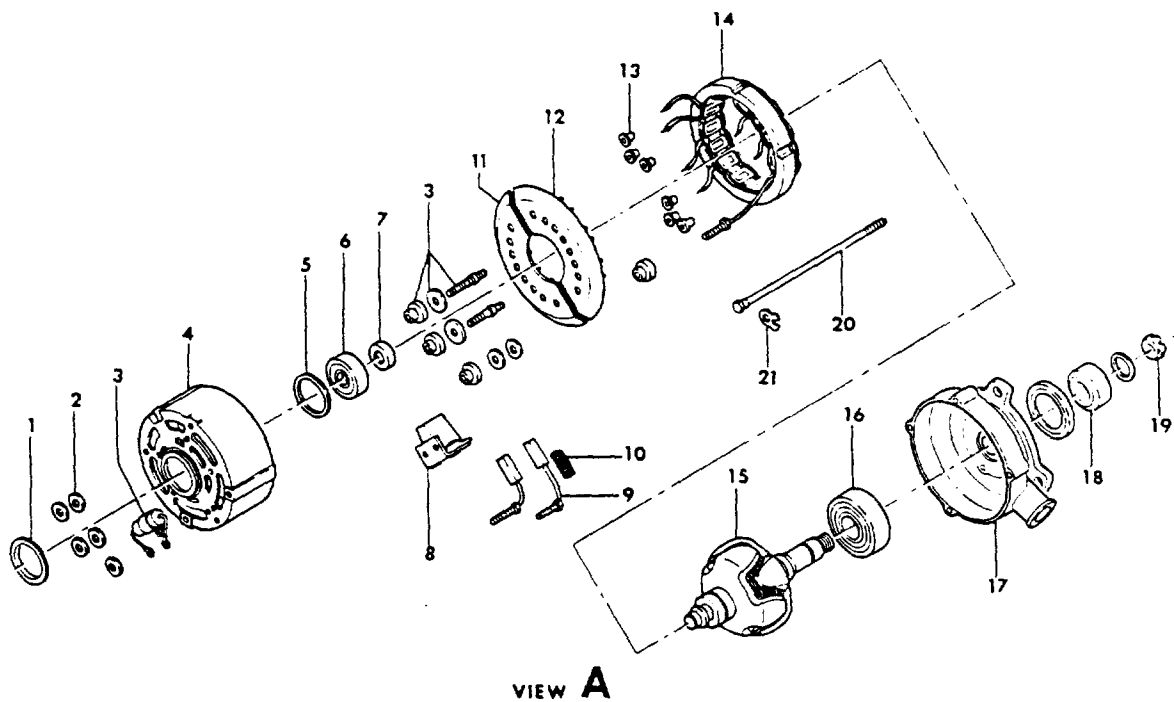
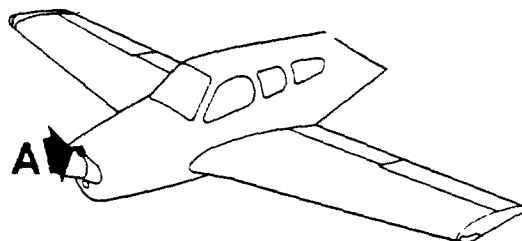
C O D E S O F E F F E C T I V I T Y

1 D-9069 THRU D-10119
EXCEPT D-10097

BEECHCRAFT
BONANZA V35B
ILLUSTRATED PARTS CATALOG

FIGURE 359A
ALTERNATOR/100 AMP/28 VOLT/
D-10097,D-10120 THRU D-10247

BEECHCRAFT
BONANZA V35B
ILLUSTRATED PARTS CATALOG



33-3598-3

BEECHCRAFT
BONANZA V35B
ILLUSTRATED PARTS CATALOG

FIG. & ITEM NO.	PART NO.	DESCRIPTION							UNITS PER ASSY	USABLE ON CODE
		1	2	3	4	5	6	7		
359A	R 640789	ALTERNATOR, 100AMP/28 VOLT/ALT							1	1
		FOR PRESTOLITE ALV9407 ALTERNATOR/								
- 1	R GJT47	. COVER, S.R.E. BEARING							1	1
- 2	90-2046	. STUD, TERMINAL/PKG/.							1	1
- 3	ALV1038S	. CAPACITOR AND TERMINAL ASSY							1	1
- 4	ALV1002AS	. HEAD ASSY, S.R.E.							1	1
- 5	XA744AB	. O RING, B.S.							1	1
- 6	X4087	. BEARING, S.R.E.							1	1
- 7	GR32	. RETAINER, S.R.E.							1	1
- 8	ALV1015	. BRUSH HOLDER AND BRACKET ASSY							1	1
- 9	ALV1012S	. BRUSH SET							1	1
- 10	AMA19S	. SPRING SET, BRUSH.							1	1
- 11	ALV1004A	. RECTIFIER AND PLATE ASSY, NEGATIVE							1	1
- 12	ALV1004	. RECTIFIER AND PLATE ASSY POSITIVE							1	1
- 13	90-818	. EYELET/PKG/							1	1
- 14	ALV20084	. STATOR ASSY							1	1
- 15	ALV2006A	. ROTOR ASSY.							1	1
- 16	X4086	. BEARING, D.E.							1	1
- 17	ALV1003	. HEAD ASSY, D.E.							1	1
- 18	ALV21	. SPACER, ROTOR SHAFT.							1	1
- 19	Bx4075	. NUT/PKG/.							1	1
- 20	ALB20AS1	. BOLT, THRU/PKG/.							1	1
- 21	MES98S	. TAB, LOCK/PKG/							1	1
	002-430008-301	FILTER/ALTERNATE FOR 218P60501R5T1/							1	1
	218P60501R5T1	FILTER/ALTERNATE FOR 121P60501R5V1.							1	1
	218P60501R5T1	CAPACITOR							1	3
	390507G05GL4	CAPACITOR							1	2
	MS91586-6	SHUNT							1	1

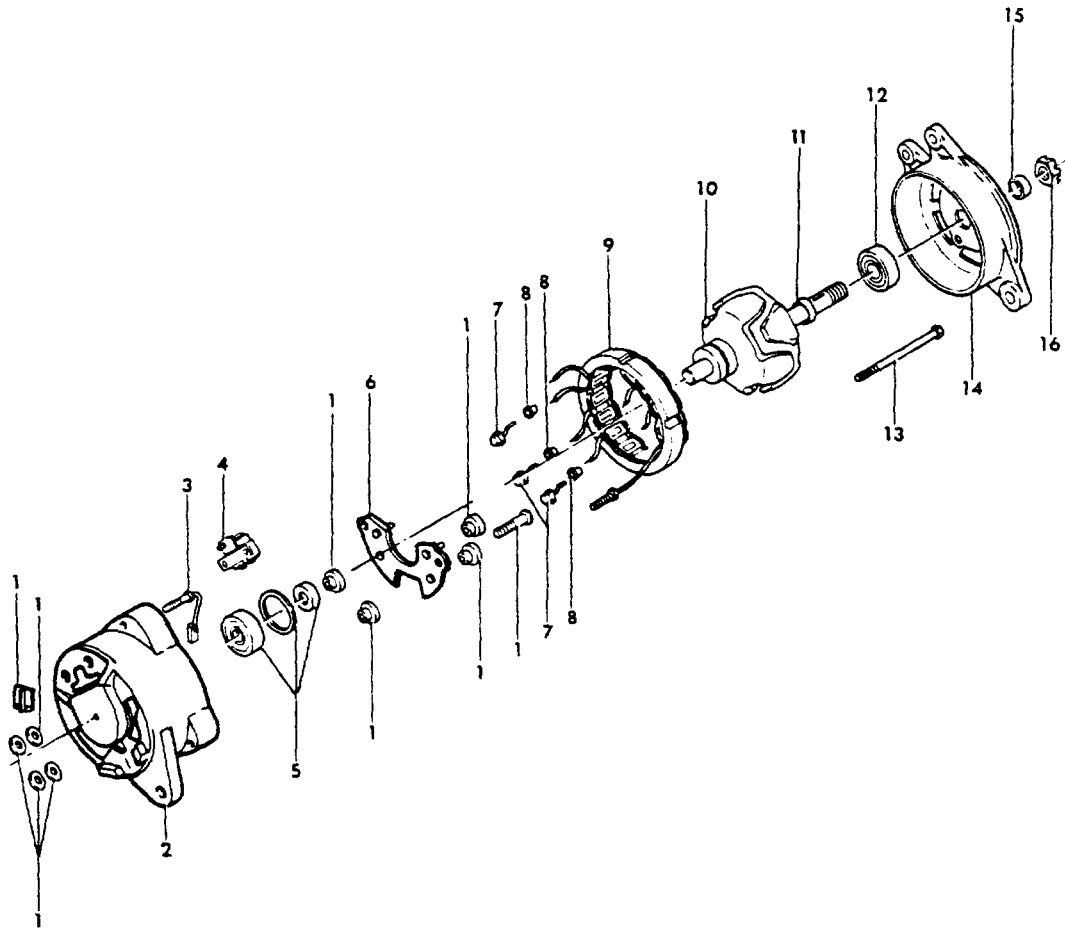
CODES OF EFFECTIVITY

- 1 D-10097, 2 D-10179 THRU D-10247
- D-10120 THRU D-10247
- 3 D-10097,
- D-1012J THRU D-10178

B E E C H C R A F T
S O N A N Z A V 3 5 B
I L L U S T R A T E D P A R T S C A T A L O G

FIGURE 359B
ALTERNATOR/50 AMP/28 VOLT/
D-10097,D-10120 THRU D-10353

BEECHCRAFT
BONANZA V35B
ILLUSTRATED PARTS CATALOG



35-359-6

B E E C H C R A F T
B O N A N Z A V 3 5 8
I L L U S T R A T E D P A R T S C A T A L O G

FIG. C INDEX NO.	PART NO.	DESCRIPTION							UNITS PER ASSY	USABLE ON CODE
		1	2	3	4	5	6	7		
359B	641668	ALTERNATOR, 50 AMP/28 VOLT/CONTINENTAL NUMBER.							1	1
		FOR PRESTOLITE ALT9422 ALTERNATOR/								
- 1	90-2043	. STUO, TERMINAL/PACKAGE/							3	1
- 2	ALE1142AAS1	. SLIP RING END HEAD ASSY							2	1
- 3	ALE1013AS	. BRUSH SET							1	1
- 4	ALU1045BS	. BRUSH, HOLDER & SPRING ASSY.							1	1
- 5	90-2014	. BEARING S.R.E.							1	1
- 6	ALE1054A	. POS. RECTIFIER & PLATE ASSY.							1	1
- 7	XA944JS	. NEG. RECTIFIER/PKG. OF 3/							1	1
- 8	90-818	. EYELET/PKG./							1	1
- 9	ALE2008AA	. STATOR ASSY							1	1
- 10	ALU2138S1	. ROTOR ASSY.							1	1
- 11	GR32	. RETAINER, D.E.							1	1
- 12	X4087	. BEARING, D.E.							1	1
- 13	ALA20GS	. BOLT, THRU/PKG./							1	1
- 14	ALU1043	. HEAD ASSY, DRIVE END							1	1
- 15	ALU23	. SPACER, ROTOR SHAFT.							1	1
- 16	BX4075	. NUT							1	1

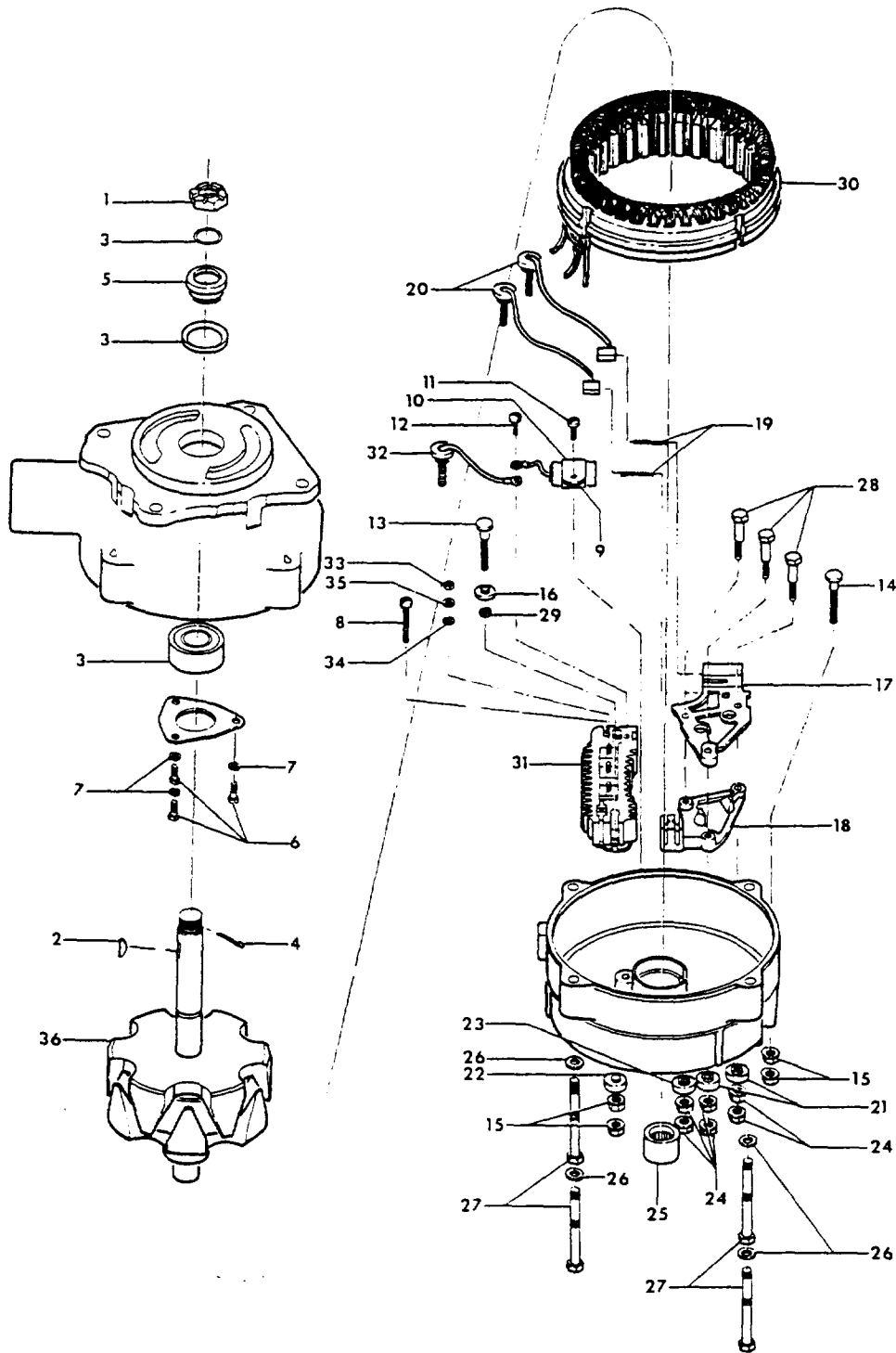
C O D E S O F E F F E C T I V I T Y

- 1 D-10097,
- D-10120 THRU D-10353

B E E C H C R A F T
B O N A N Z A V 3 5 B
I L L U S T R A T E D P A R T S C A T A L O G

FIGURE 359C
ALTERNATOR/100 AMP/28 VOLT/
D-10248 AND AFTER

BEECHCRAFT
BONANZA V358
ILLUSTRATED PARTS CATALOG



36-359.7

FIGURE 359C. ALTERNATOR/100 AMP/28 VOLT/

B E E C H C R A F T
B O N A N Z A V 3 5 B
I L L U S T R A T E D P A R T S C A T A L O G

FIG. & INDEX NO.	PART NO.	DESCRIPTION	UNITS PER ASSY	USABLE ON CODE
		1 2 3 4 5 6 7		
359C	642056A2	ALTERNATOR AND HUB ASSEMBLY	1	1
	642362	. HUB ASSY.	1	1
	630691	. WASHER.	1	1
	642056	. ALTERNATOR/100 AMP/28 VOLT/	1	1
- 1	642589	. NUT, SLOTTED	1	1
- 2	633342-10	. KEY, WOODRUFF.	1	1
- 3	643700A1	. BEARING ASSY, DRIVE END.	1	1
- 4	MS24665-302	. PIN, COTTER.	1	1
- 5	642413	. COLLAR, SEAL	1	1
- 6	642457-1	. SCREW	3	1
- 7	AN960-10	. WASHER.	3	1
- 8	643703	. SPACER, SHAFT.	1	1
- 9	643702	. RING, SNAP	1	1
- 10	642439-3	. SCREW	4	1
- 11	642436	. WASHER, PLAIN.	4	1
- 12	642615-1	. SLEEVE, SPACER	4	1
- 13	642614	. INSULATOR, RUBBER.	8	1
- 14	642454	. CAPACITOR	1	1
- 15	642439-2	. SCREW	5	1
- 16	642456	. SCREW	1	1
- 17	642620-1	. INSULATION SLEEVE/1.56 LONG/.	2	1
- 18	642620-2	. INSULATION SLEEVE/0.75 LONG/.	2	1
- 19	642616	. STRAP, CONNECTOR	2	1
- 20	642617	. STUD, POSITIVE TERMINAL.	1	1
- 21	642617-1	. STUD, NEGATIVE TERMINAL.	1	1
- 22	642462	. WASHER, PLAIN.	3	1
- 23	642452	. NUT	4	1
- 24	520014	. WASHER, PLAIN.	1	1
- 25	642444	. SPACER, INSULATOR.	1	1
- 26	642441	. INSULATOR, BATTERY TERMINAL.	1	1
- 27	642424	. BRUSH HOLDER ASSY	1	1
- 28	642443	. INSULATOR, INTERNAL.	3	1
- 29	642448	. INSULATOR, AUX TERMINAL.	1	1
- 30	642448-1	. INSULATOR, FIELD TERMINAL.	2	1
- 31	642451	. NUT	6	1
- 32	642438	. BEARING, NEEDLE.	1	1
- 33	2472	. WASHER, PLAIN.	4	1
- 34	642450	. BOLT, THRU	4	1
- 35	642439	. SCREW	2	1
- 36	643704	. ROTOR ASSEMBLY.	1	1
	629436	GASKET, MOUNTING	1	1
	39D507G050GL4	CAPACITOR	1	1
	MS91586-6	SHUNT	1	1

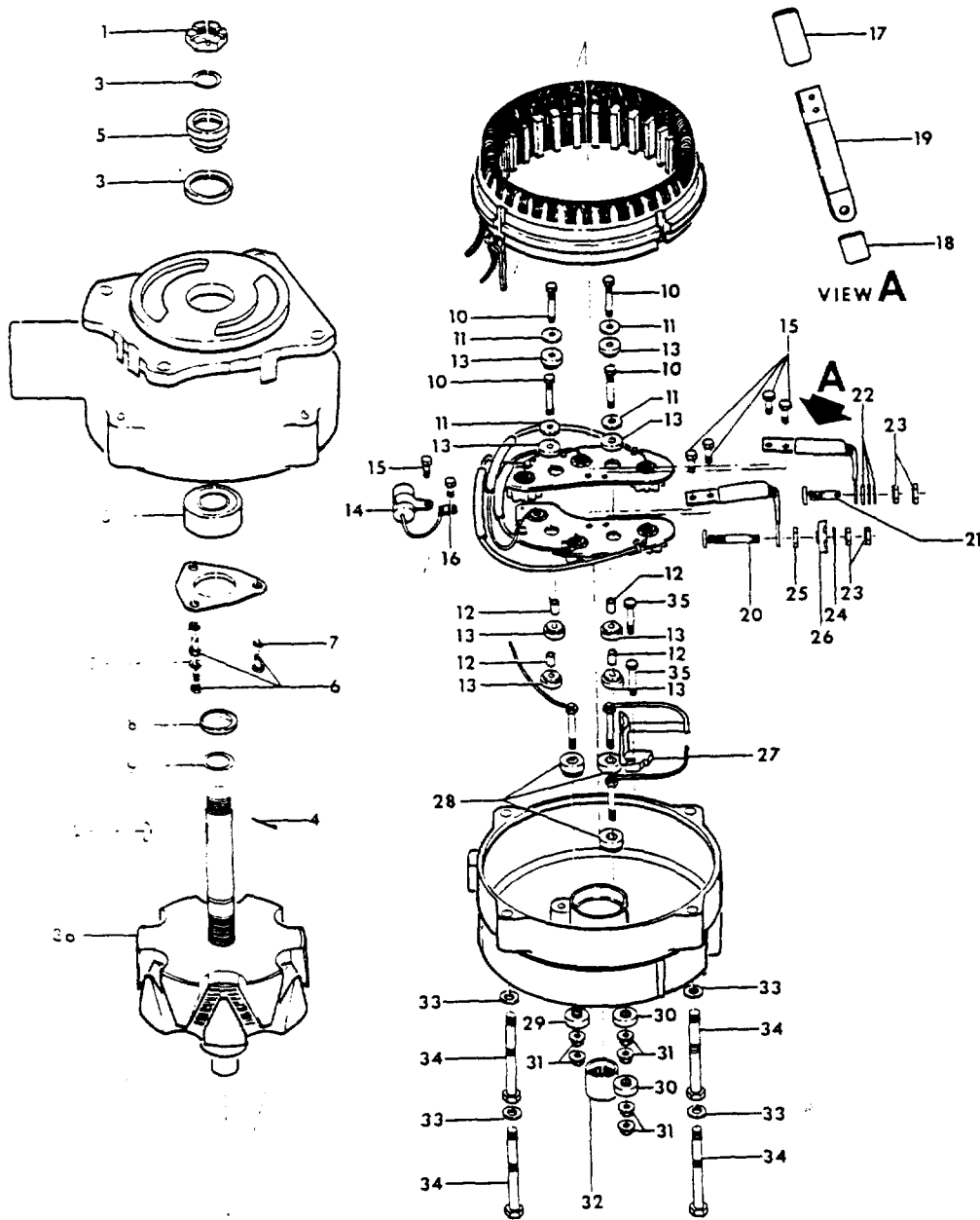
C O D E S O F E F F E C T I V I T Y

1 D-10248 AND AFTER

BEECHCRAFT
BONANZA V35B
ILLUSTRATED PARTS CATALOG

FIGURE 359D
ALTERNATOR/60 AMP/28 VOLT/
D-10354 AND AFTER

BEECHCRAFT
 BONANZA V35B
 ILLUSTRATED PARTS CATALOG



36-359-8

B E E C H C R A F T
B O N A N Z A V 3 5 8
I L L U S T R A T E D P A R T S C A T A L O G

FIG. & INDEX NO.	PART NO.	DESCRIPTION							UNITS PER ASSY	USABLE ON CODE
		1	2	3	4	5	6	7		
359D	642055	ALTERNATOR ASSY	1	1
- 1	642589	. NUT, SLOTTED	1	1
- 2	633342-10	. KEY, WOODRUFF	1	1
- 3	642867A2	. BEARING ASSY, DRIVE END	1	1
- 4	MS24665-302	. . PIN, COTTER	1	1
- 5	642413	. COTTER, SEAL	1	1
- 6	642457-1	. SCREW, #10-24X7/16 INCH LONG	3	1
- 7	AN960-10	. WASHER, PLAIN	3	1
- 8	642439-3	. SCREW, #8-32X1.00 INCH LONG	1	1
- 9	642984	. CAPACITOR	1	1
- 10	642985	. BRACKET, CAPACITOR	1	1
- 11	642439-2	. SCREW, #8-32X3/8 INCH LONG	1	1
- 12	642986	. SCREW, #8-32X5/16 INCH LONG	1	1
- 13	642617-2	. STUD, POSITIVE TERMINAL	1	1
- 14	641617	. STUD, NEGATIVE TERMINAL	1	1
- 15	642452	. NUT, 1/4-28	4	1
- 16	642441	. INSULATOR, BATTERY TERMINAL	1	1
	642969	. BRUSH HOLDER ASSY	1	1
- 17	642970	. . BRUSH HOLDER	1	1
- 18	642971	. . SPACER, BRUSH HOLDER	1	1
- 19	642972	. . SPRING, BRUSH	2	1
- 20	642973-1	. . BRUSH ASSY	1	1
	642973-2	. . BRUSH ASSY	1	1
- 21	642443	. . INSULATOR, INTERNAL	3	1
- 22	642448	. INSULATOR, AUX TERMINAL	1	1
- 23	642448-1	. INSULATOR, FIELD TERMINAL	2	1
- 24	642451	. NUT	6	1
- 25	642438	. BEARING, NEEDLE	1	1
- 26	AN960-10	. WASHER, PLAIN	4	1
- 27	AN500A10-32	. SCREW	4	1
- 28	642975	. SCREW, #8-32X1-1/4 INCH LONG	3	1
- 29	520014	. WASHER, PLAIN	1	1
- 30	642968	. STATOR ASSY	1	1
- 31	642978	. RECTIFIER ASSY	1	1
- 32	642976	. TERMINAL ASSY, AUX	1	1
- 33	642979	. NUT, HEX	3	1
- 34	643018	. WASHER	3	1
- 35	MS35333-106	. LOCK WASHER	3	1
- 36	642962	. ROTOR ASSY	1	1

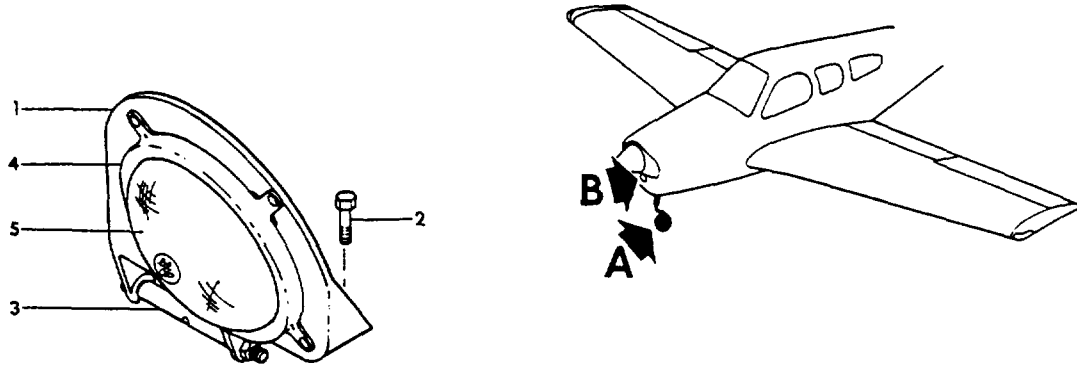
C O D E S O F E F F E C T I V I T Y

I D-10354 AND AFTER

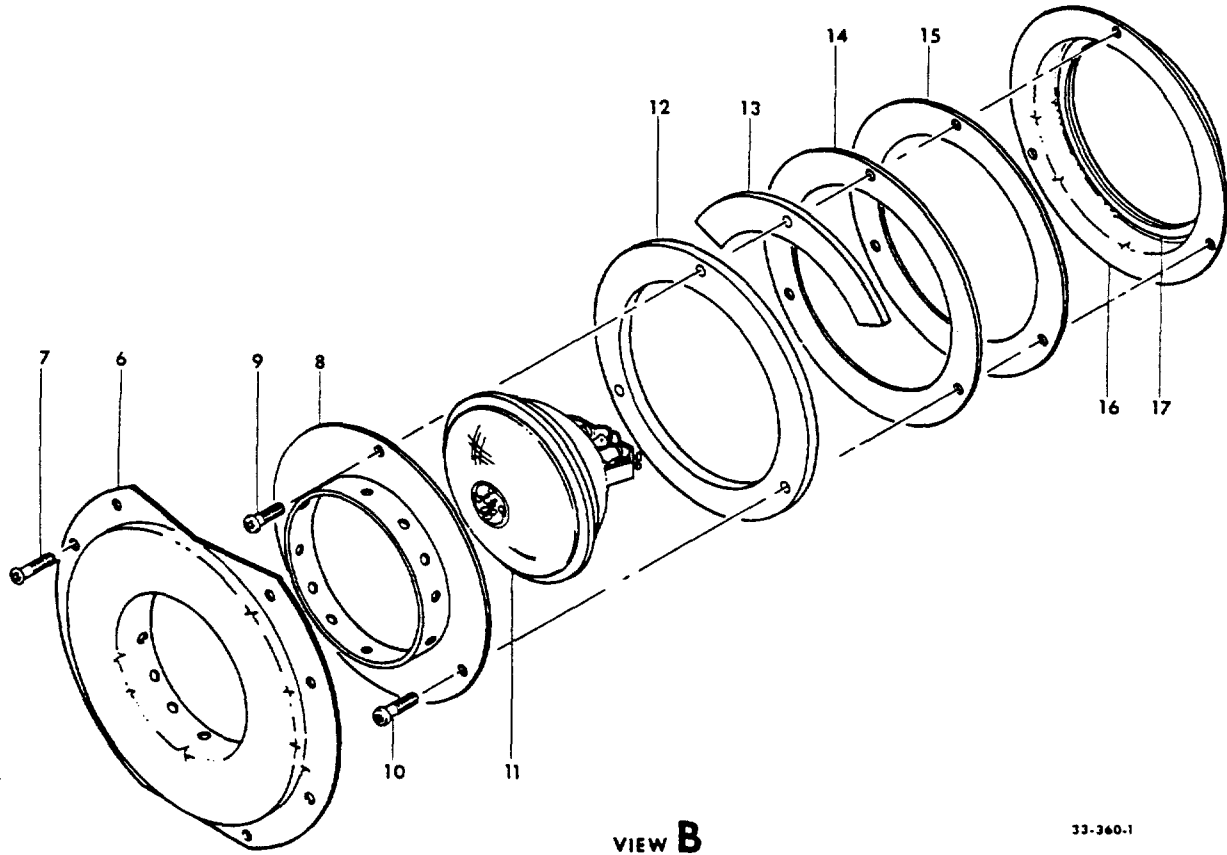
BEECHCRAFT
BONANZA V35B
ILLUSTRATED PARTS CATALOG

FIGURE 360
TAXI AND LANDING LIGHT

BEECHCRAFT
BONANZA V35B
ILLUSTRATED PARTS CATALOG



VIEW A



VIEW B

33-360-1

B E E C H C R A F T
B O N A N Z A V 3 5 B
I L L U S T R A T E D P A R T S C A T A L O G

FIG. & INDEX NO.	PART NO.	DESCRIPTION							UNITS PER ASSY	USABLE ON CODE
		1	2	3	4	5	6	7		
360	35-364258	LIGHT INSTL,TAXI/NOSE GEAR/14 VOLT.	NP	1
	35-364258-3	LIGHT INSTL,TAXI/NOSE GEAR/28 VOLT.	NP	2
- 1	35-364259-1	. BRACKET	1	
		/ATTACHING PARTS/								
- 2	AN3-10/M/	. BOLT.	1	
	AN960-10	. WASHER.	AR	
	130909N29	. NUT	1	
- 3	35-825200	. PIN,UPPER NOSE WHEEL TORQUE	1	
	130909N32	. NUT	2	

- 4	96-364012-5	. CLAMP	1	
		/ATTACHING PARTS/								
	AN515-BR6	. SCREW	4	
	MS21042L08	. NUT	4	

	4313	. BULB,TAXI LIGHT/14 VOLT/.	1	1
- 5	4596	. BULB,TAXI LIGHT/28 VOLT/.	1	2
	36-364022-1	. PLATE,TOW INSTRUCTIONS.	1	
	002-410000-67	COVER ASSEMBLY,LANDING LIGHT/14 VOLT/	1	1
	002-410000-165	COVER ASSEMBLY,LANDING LIGHT/28 VOLT/	1	2
- 6	002-410000-69	. COVER,LANDING LIGHT	1	
		/ATTACHING PARTS/								
- 7	NAS387-632	. SCREW	8	

- 8	002-410000-71	. COVER	1	
		/ATTACHING PARTS/								
- 9	MS35206-248	. SCREW	1	
- 10	MS35206-246	. SCREW	2	

- 11	4313	. LAMP,LANDING LIGHT/14 VOLT/	1	1
	4596	. LAMP,LANDING LIGHT/28 VOLT/	1	2
- 12	002-410000-127	. RETAINER ASSY	1	
- 13	002-410000-133	. SEAL.	1	
- 14	002-410000-135	. SPACER.	1	
- 15	002-410000-131	. RING.	1	
- 16	002-410000-129	. SEAL.	1	
- 17	002-410000-147	. RETAINER ASSY	1	
	002-410000-143	. RETAINER.	1	
	002-410000-145	. SEAL.	1	

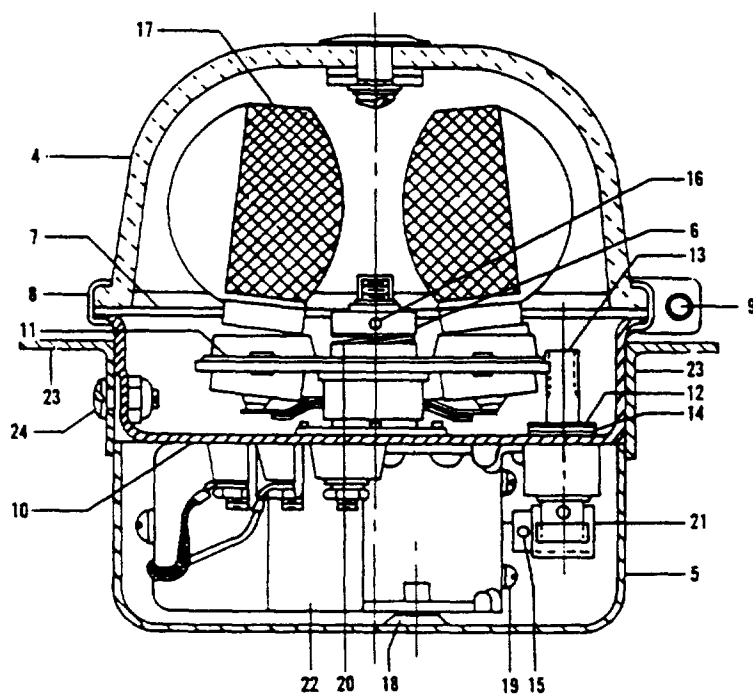
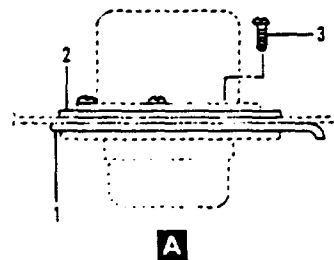
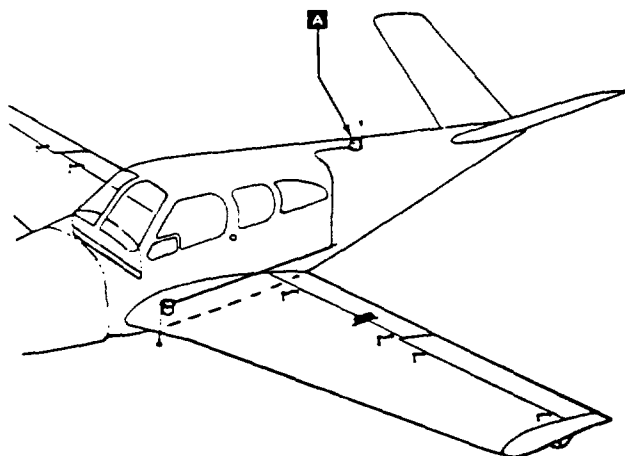
C O D E S O F E F F E C T I V I T Y

1 D-9069 THRU D-10119, 2 D-10097,
EXCEPT D-10097 D-10120 AND AFTER

BEECHCRAFT
BONANZA V35B
ILLUSTRATED PARTS CATALOG

FIGURE 361
ROTATING BEACON
D-9069 THRU D-10119, EXCEPT D-10097

BEECHCRAFT
 BONANZA V35B
 ILLUSTRATED PARTS CATALOG

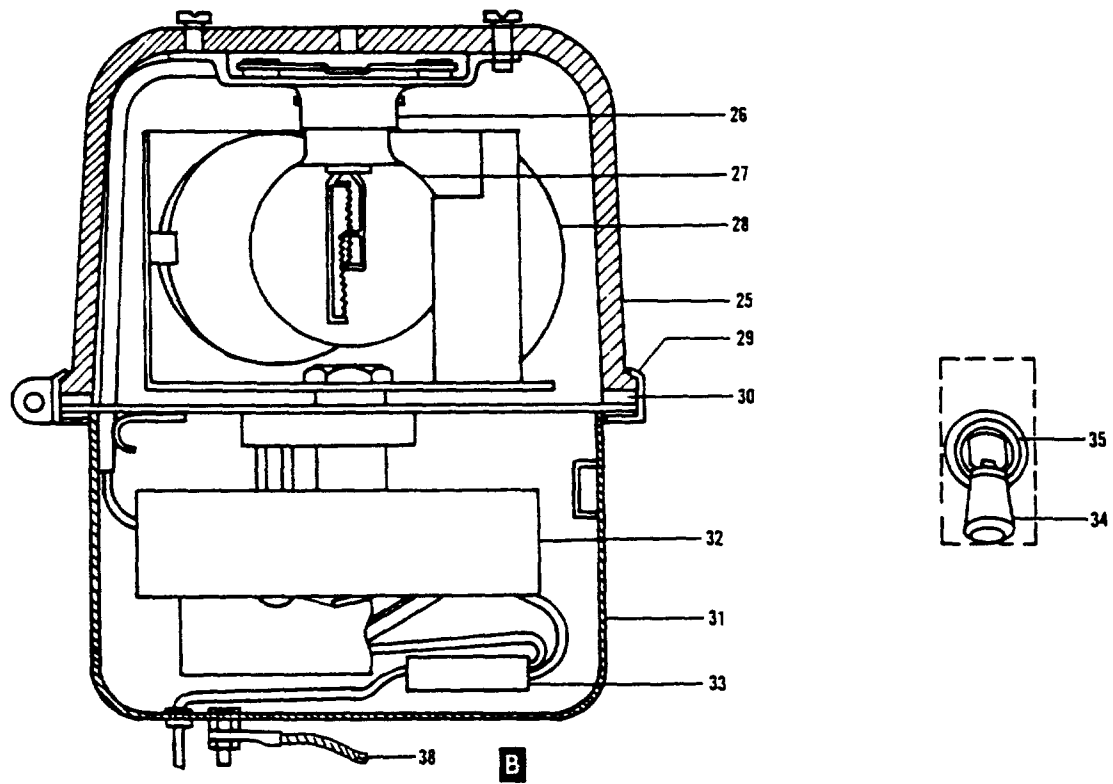
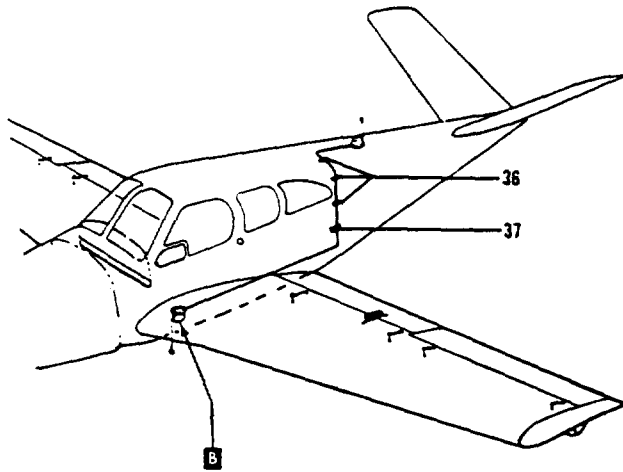


33-361-3

B E E C H C R A F T
B O N A N Z A V 3 5 8
I L L U S T R A T E D P A R T S C A T A L O G

FIG. & INDEX NO.	PART NO.	DESCRIPTION	UNITS	USABLE
			PER ASSY	ON CODE
361	35-364161-1	BEACON INSTL,UPPER ROTATING/GRIMES/	NP	1
	35-364161-5	BEACON INSTL,DUAL ROTATING/GRIMES/.	NP	1
	35-364161-17	BEACON INSTL,DUAL ROTATING/GRIMES/. /USE -17 INSTL WITH AIR CONDITIONING/	NP	2
- 1	35-364161-7	BEACON INSTL,DUAL ROTATING/WHEELEN/	NP	1
	95-364013-1	. DOUBLER,UPPER BEACON /OR 95-364013-13/.	1	1
- 2	95-364027-21	. DOUBLER,LOWER BEACON/USE WITH -5 & -7 INSTL/.	1	1
	36-360011-23	. FLANGE,LOWER ROTATING BEACON MOUNTING	1	2
	95-364027-31	. SEAL,BEACON /UPPER & LOWER/	1	1
	D7080A1-12	. BEACON ASSY,UPPER /CLOCKWISE ROTATING/. /USED ON -1,-5 & -17 INSTALLATIONS/	1	1
- 3	D7080A6-12	. BEACON ASSY,LOWER/COUNTER CLOCKWISE ROTATING/ /USED ON -5 & -17 INSTALLATIONS/ /ATTACHING PARTS/	1	1
	AN515-6R7	. SCREW,UPPER BEACON.	5	
	MS35206-230	. SCREW,LOWER BEACON.	5	
	366F632	. NUTPLATE,BEACON /UPPER & LOWER/	3	
- 4	NAS696A06	. NUTPLATE,BEACON /UPPER & LOWER/	2	
	A7942	. . . LENS & PLUG ASSY.	1	1
- 5	A8107-1	. . . COVER ASSY.	1	1
- 6	A7631	. . . COLLAR.	1	1
- 7	A7632	. . . GASKET.	1	1
- 8	A7635A	. . . BAND ASSY,RETAINER. /ATTACHING PARTS/	1	1
	A7634	. . . SCREW	1	
- 10	B7605A	. . . PLATE,MECHANISM	1	1
- 11	B7620A	. . . GEAR ASSY	1	1
- 12	5555-25	. . . RING,GRIP	1	1
- 13	A7615	. . . WORM,WHEEL & PINION	1	1
- 14	A7613	. . . WASHER,THRUST	1	1
- 15	AN56504H2	. . . SCREW,SET	2	1
- 16	AN56586H2	. . . SCREW,SET	2	1
- 17	A7079812	. . . BULB,ROTATING BEACON REFLECTOR.	2	1
- 18	MS25223-28	. . . SCREW	1	1
- 19	AN515-4-4	. . . SCREW	4	1
	AN935-4	. . . WASHER,LOCK	4	1
- 20	16781	. . . WASHER.	1	1
- 21	21067-12	. . . GEAR,WORM	1	1
- 22	41-0190	. . . MOTOR ASSY,UPPER ROTATING BEACON.	1	1
- 23	41-0190-3	. . . MOTOR ASSY,LOWER ROTATING BEACON.	1	1
	B7640-1	. . . FLANGE,UPPER ROTATING BEACON MOUNTING /ATTACHING PARTS/	1	1
- 24	MS25223-28	. . . SCREW	3	

BEECHCRAFT
BONANZA V35B
ILLUSTRATED PARTS CATALOG



B E E C H C R A F T
B O N A N Z A V 3 5 8
I L L U S T R A T E D P A R T S C A T A L O G

FIG. & INDEX NO.	PART NO.	DESCRIPTION	UNITS PER ASSY	USABLE ON CODE		
					1	2
361	33-380003-1	. BEACON ASSY,UPPER /CLOCKWISE ROTATING/	1	1		
		/USED ON 35-364161-3 & 35-364161-7 IN				
	33-380003-3	. BEACON ASSY,LOWER/COUNTER CLOCKWISE ROTATING/	1	1		
		/USED ON 35-364161-7 INSTL/				
		/ATTACHING PARTS/				
	MS35206-230	. SCREW,UPPER BEACON.	5			
	MS35206-230	. SCREW,LOWER BEACON.	5			
	AN366F632	. NUTPLATE,BEACON /UPPER & LOWER/	5			
- 25	WRM10	. . . DOME ASSY	1	1		
- 26	WRM15	. . . SOCKET ASSY,BULB.	1	1		
- 27	WRM44	. . . BULB.	1	1		
- 28	WRM20	. . . LENS ASSY	1	1		
- 29	WRM25	. . . CLAMP ASSY.	1	1		
- 30	WRM30	. . . GASKET,UOME	1	1		
- 31	WRM35	. . . COVER ASSY,ADAPTER.	1	1		
- 32	WRM39	. . . MOTOR ASSY /12 VOLT/.	1	1		
- 33	WRM50	. . . CONNECTOR,KNIFE	1	1		
	WRM65	. . . RING,ADAPTER.	1	1		
- 34	CB3115A	. SWITCH,CIRCUIT BREAKER.	1	1		
		/ATTACHING PARTS/				
- 35	6050C	. NUT,RING.	1			
	100951X031XB	. WASHER.	1			
- 36	R 49245	. CLAMP	3	1		
	R 49246	. CLIP	3	1		
- 37	R 130608-00100	. CLAMP	1	1		
- 38	L46-18	. WIRE,UPPER ROTATING BEACON GROUND	AR	1		
		/ATTACHING PARTS/				
	MS35206-228	. SCREW	1			
	AN960-6R6	. WASHER.	1			
	MS21042L06	. NUT	1			

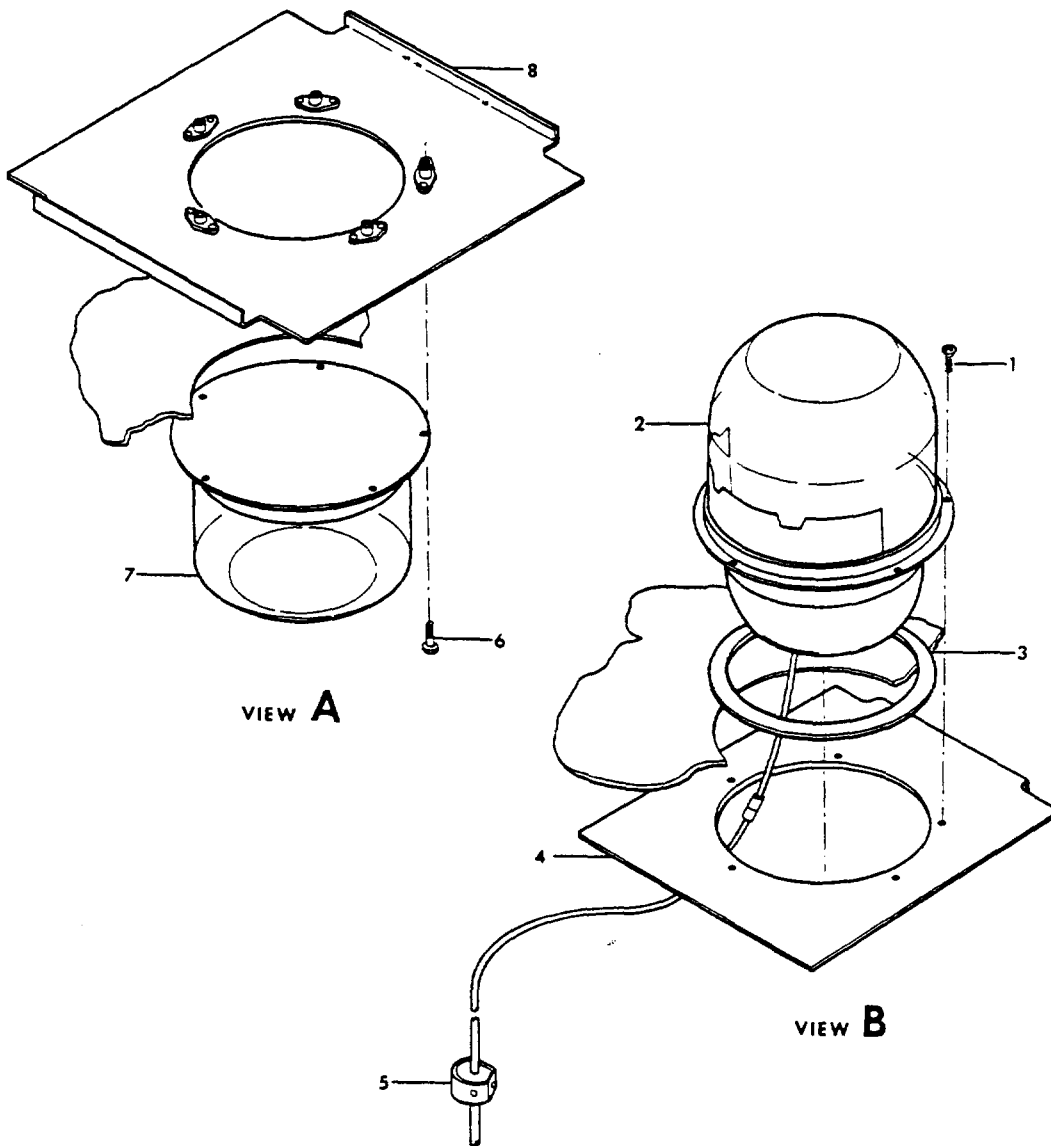
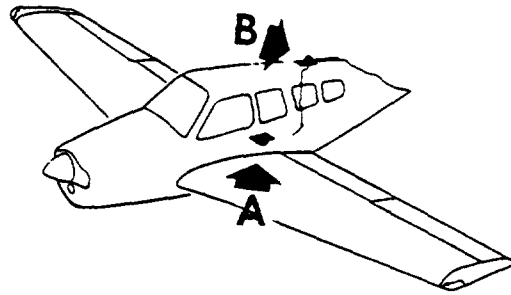
C O D E S O F E F F E C T I V I T Y

1 D-9069 THRU D-10119, 2 D-9787 THRU 10119,
EXCEPT D-10097 EXCEPT D-10097

BEECHCRAFT
BONANZA V35B
ILLUSTRATED PARTS CATALOG

FIGURE 361A
ROTATING BEACON/28 VOLT SYSTEM/
D-10097,D-10120 AND AFTER

BEECHCRAFT
BONANZA V35B
ILLUSTRATED PARTS CATALOG



33-361A-6

B E E C H C R A F T
B O N A N Z A V 3 5 8
I L L U S T R A T E D P A R T S C A T A L O G

FIG. & ITEM NO.	PART NO.	DESCRIPTION							UNITS PER ASSY	USABLE ON CODE	
		1	2	3	4	5	6	7			
361A	36-364030-5	BEACON INSTL,ROTATING/UPPER/	NP	2	
	36-364030-39	BEACON INSTL,ROTATING/UPPER/	NP	3	
	36-364030-43	BEACON INSTL,ROTATING/UPPER/	NP	4	
	36-364030-15	. LIGHT ASSY.	1	1	
		/ATTACHING PARTS/									
	- 1	MS35206-229	. SCREW	5	
	- 2	D7080A1-24	. . LIGHT,ROTATING/ANTI-COLLISION/	1	1
		36-364030-31	. . PATTERN,SCOTCHCAL	1	1
		1-480314-0	. . CONNECTOR	1	1
		1-480319-0	. . CONNECTOR	1	4
		60618-1	. . PIN	2	1
	- 3	36-364030-21	. DOUBLER ASSY.	1	1
		36-364030-27	. . DOUBLER	1	1
		MS21047-06	. . NUT PLATE	3	1
		MS21051L06K	. . NUT PLATE	2	1
	- 4	36-364030-25	. SEAL.	1	1
	- 5	49245	. CLAMP	3	1
		36-364030-7	BEACON INSTL,ROTATING/LOWER/	NP	5
		36-364030-37	BEACON INSTL,ROTATING/LOWER/	NP	1
			/USE WITH AIR CONDITIONING/								
	R	36-364030-45	BEACON INSTL,ROTATING/LOWER/	NP	4
		36-364030-11	. LIGHT ASSY.	1	1
	/ATTACHING PARTS/										
- 6	MS35206-230	. SCREW	5		
	AN960-6L	. WASHER.	5		
- 7	D7080A5-24	. . LIGHT,ROTATING/ANTI-COLLISION/	1	1	
	1-480350-0	. . CONNECTOR	1	1	
	60618-1	. . PIN	1	1	
- 8	36-364030-23	. DOUBLER ASSY/USE WITH -5 & -7 INSTALLATIONS/	1	1	
	36-364030-29	. . DOUBLER	1	1	
	MS21047-06	. . NUT PLATE	5	1	
	36-364030-35	. FLANGE,BEACON MOUNTING/USE WITH -37 INSTL/	1	1	

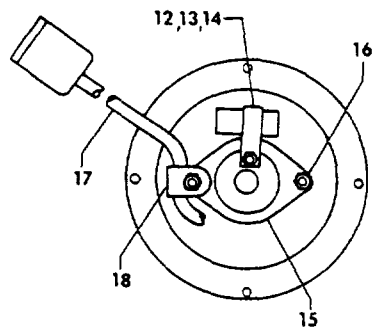
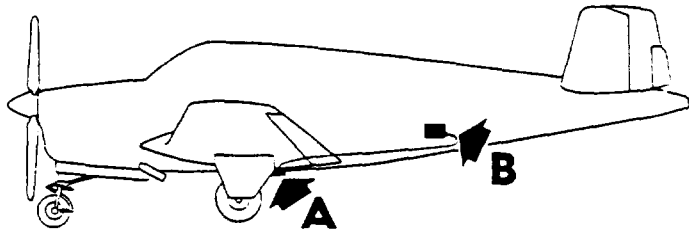
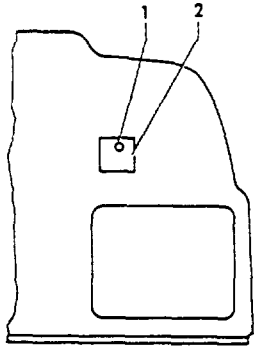
C O D E S O F E F F E C T I V I T Y

- | | | | |
|---|----------------------------------|---|---|
| 1 | D-10097
D-10120 AND AFTER | 2 | D-10097,D-10120
THRU D-10352 EXCEPT
D-10348 |
| 3 | D-10348,
D-10353 THRU D-10390 | 4 | D-10391 AND AFTER |
| 5 | D-10097,
D-10120 THRU D-10390 | | |

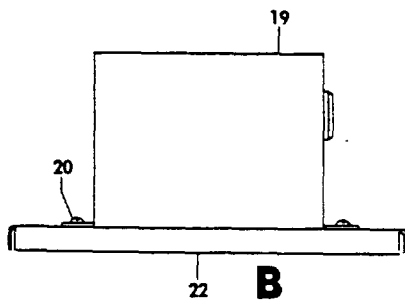
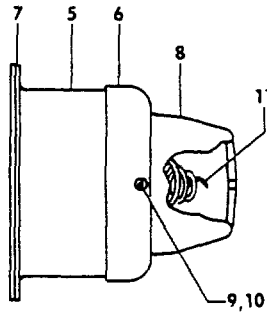
BEECHCRAFT
BONANZA V35B
ILLUSTRATED PARTS CATALOG

FIGURE 362
STROBE LIGHTS
D-9069 THRU D-9289

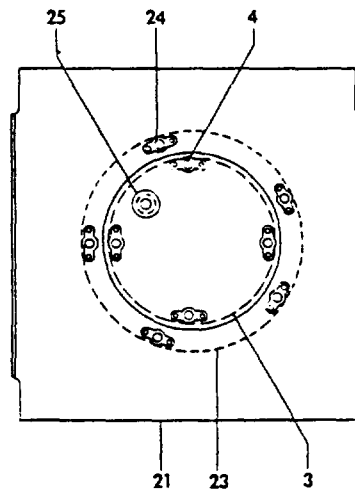
BEECHCRAFT
 BONANZA V35B
 ILLUSTRATED PARTS CATALOG



A



B



35-362-1

B E E C H C R A F T
B O N A N Z A V 3 5 B
I L L U S T R A T E D P A R T S C A T A L O G

FIG. & INDEX NO.	PART NO.	DESCRIPTION	UNITS PER ASSY	USABLE ON CODE
		1 2 3 4 5 6 7		
362	35-364175-3	STROBE LIGHT INSTL.	NP	1
- 1	113-205-102	. SWITCH,CIRCUIT BREAKER.	1	1
- 2	35-364174-1	. PLACARD,INSTRUCTION	1	1
- 3	1425-1M	. LIGHT,STROBE /BULLOCK/.	1	1
		/ATTACHING PARTS/		
- 4	MS35206-230	. SCREW	4	
- 5	264-84-48	1	1
- 6	SR0336	1	1
	SR0332	1	1
- 7	SR0337	1	1
- 8	4701	1	1
		/ATTACHING PARTS/		
- 9	632 X 1/2	3	
- 10	A6-76	3	
- 11	R4316	1	1
	1014	1	1
- 12	ATC3	1	1
		/ATTACHING PARTS/		
- 13	1/2	1	
- 14	632 X 3/4	1	
	632	1	
- 15	78RS8	1	1
		/ATTACHING PARTS/		
- 16	632 X 1-3/4	2	
	1 1/4	2	
	632	2	
- 17	8791-500	1	1
		/ATTACHING PARTS/		
- 18	1/4	1	
	#6	1	
- 19	1000	1	1
		/ATTACHING PARTS/		
- 20	MS35206-243	4	
- 21	95-364027-21	1	1
	95-364027-19	1	1
	NAS680A06	5	1
- 22	35-364269-1	1	1
	35-364269-3	1	1
	130006A832DBC	6	1
- 23	35-364268-1	1	1
		/ATTACHING PARTS/		
- 24	AN515-6R7	5	
- 25	35-364268-3	1	1
	130006A632DBC	4	1
	MS35489-6S	1	1

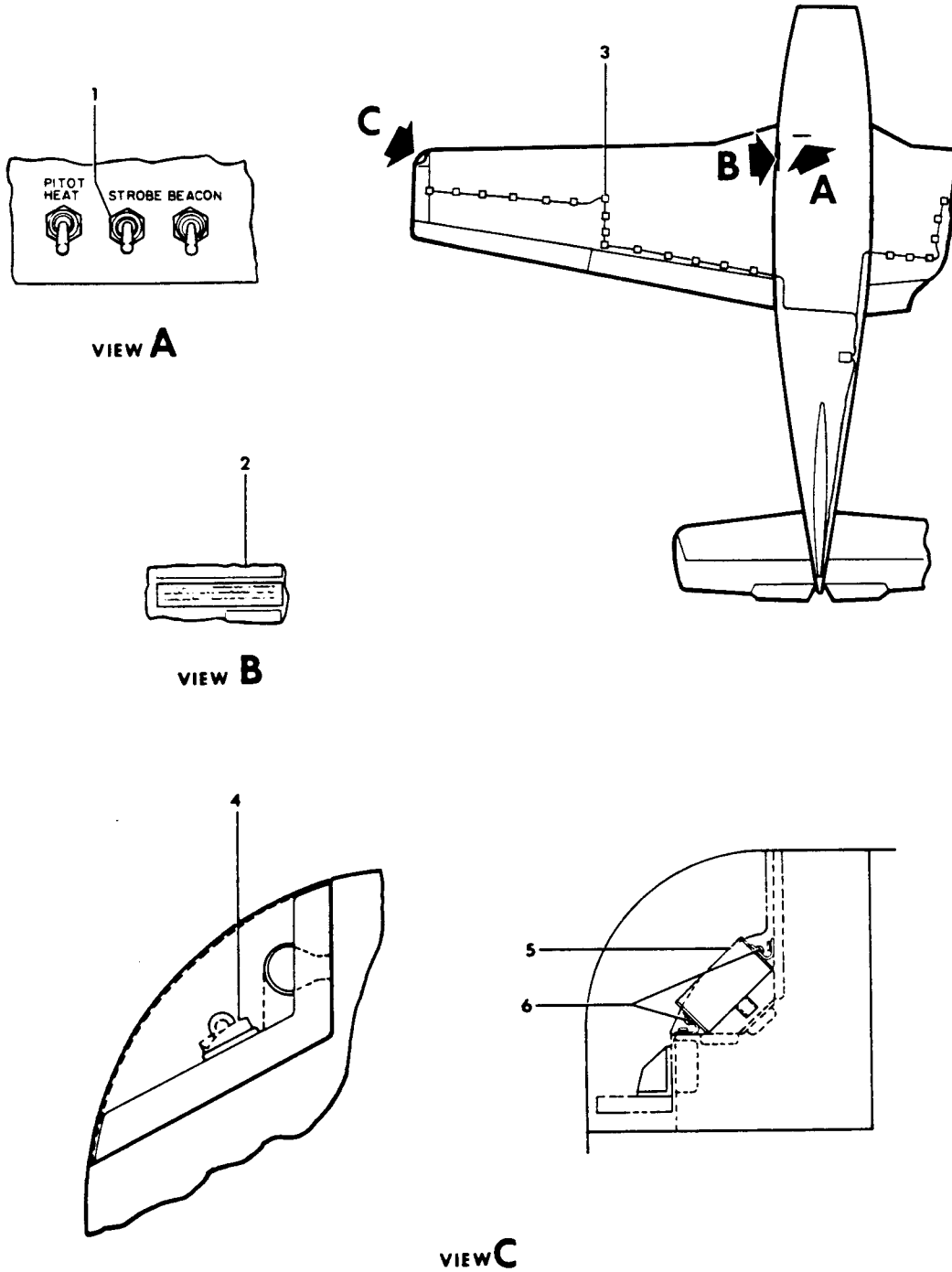
C O D E S O F E F F E C T I V I T Y

1 D-9069 THRU D-9289

BEECHCRAFT
BONANZA V35B
ILLUSTRATED PARTS CATALOG

FIGURE 362A
STROBE LIGHTS
D-9290 AND AFTER

BEECHCRAFT
BONANZA V35B
ILLUSTRATED PARTS CATALOG

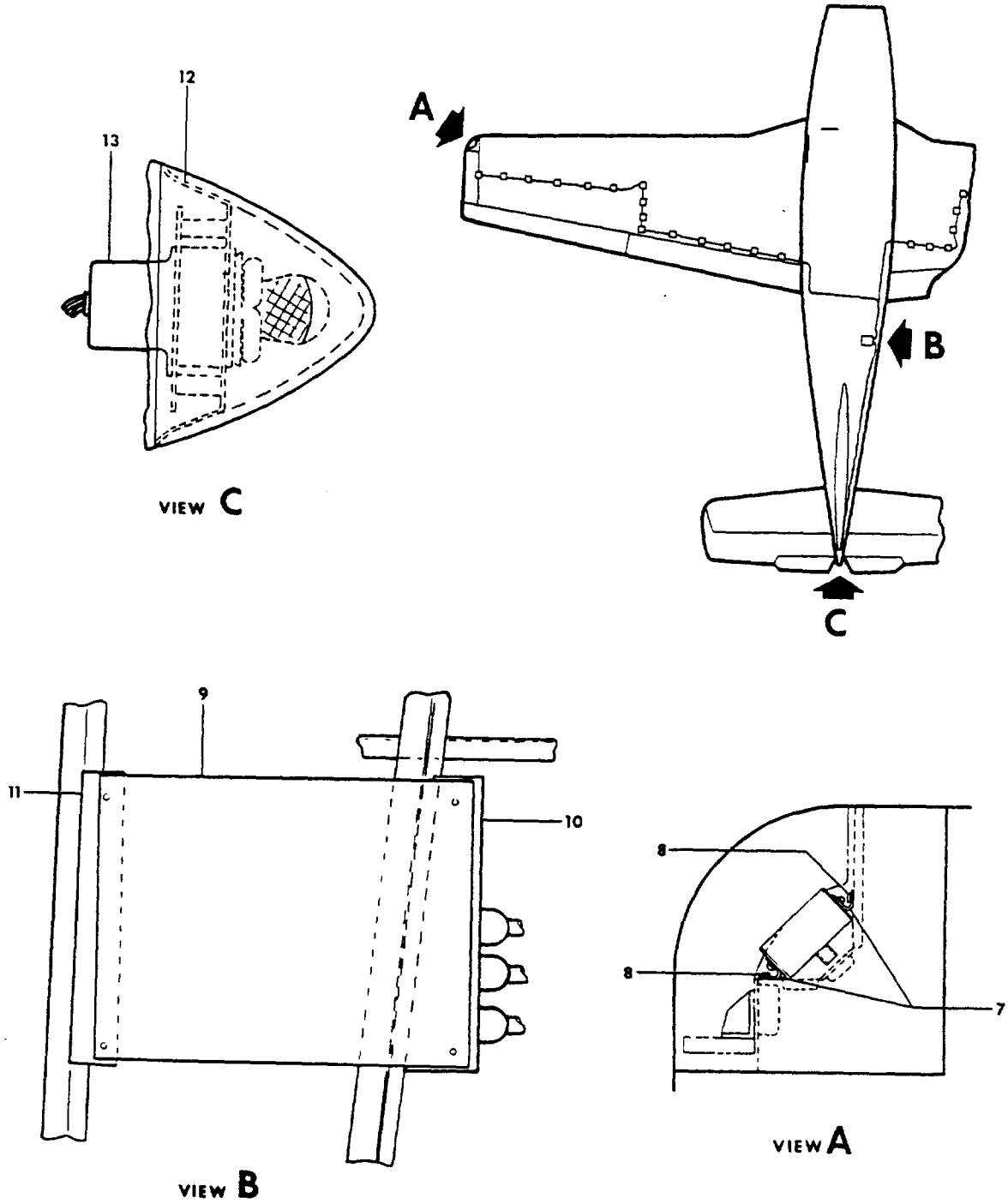


35-362A-8

B E E C H C R A F T
B O N A N Z A V 3 5 B
I L L U S T R A T E D P A R T S C A T A L O G

FIG. & INDEX NO.	PART NO.	DESCRIPTION	UNITS PER ASSY	USABLE ON CODE	
		1 2 3 4 5 6 7			
362A	R 36-360016-3	STROBE LIGHT INSTL /GRIMES/	NP	1	
	R 36-360016-21	STROBE LIGHT INSTL /GRIMES/	NP	2	
	R 36-360016-43	STROBE LIGHT INSTL/GRIMES/.	NP	3	
	R 36-360016-57	STROBE LIGHT INSTL.	NP	4	
	- 1 R 35-380132-43	. CIRCUIT BREAKER,STROBE LIGHT.	1	5	
	- 2 R 96-364087-3	. PLACARD,STROBE LIGHT INSTRUCTIONS /ATTACHING PARTS/	1	5	
		NAS384-6-10	. SCREW	2	
		A1181-6Z1	. NUT	2	
	- 3	R MS17821-1-9	. TIE,CABLE	29	5
		R MS18034-1	. TIE,CABLE /ALTERNATE FOR MS17821-1-9/	29	5
		R SCMS-P	. CLIP MOUNT,SWIVEL	29	5
		R S40555	. CLIP MOUNT,SWIVEL /ALTERNATE FOR SCMS-P/.	29	5
		R 49184	. CLIP,MOUNTING	29	5
		R 49296	. CLIP,MOUNTING /ALTERNATE FOR 49184/	29	5
		R 115005-2	. GROMMET	6	5
	R 115005-1	. GROMMET	1	5	
	R MS21919DG5	. CLAMP,CABLE SUPPORT/UNDER FLOOR/. /ATTACHING PARTS/	2	6	
	R MS35207-263	. SCREW	1		
	R AN960-10	. WASHER.	1		
	R MS20365-1032	. NUT	1		
	R MS17821-1-9	. TIE,CABLE	AR	7	
	R LHMS-510	. MOUNT,TY-RAP. /ATTACHING PARTS/	AR	7	
	R MS35219-56	. SCREW	1		
	R AN960PD10	. WASHER.	1		
	R MS2108303	. NUT	1		
	R MS21919DG5	. CLAMP,CABLE SUPPORT/AFT FUSELAGE/ /ATTACHING PARTS/	2	8	
	R MS35207-263	. SCREW	1		
	R AN960-10L	. WASHER.	1		
	R 130909N29	. NUT	1		
- 4	R 30-0531-1	. LIGHT ASSY,WING TIP STROBE.	2	1	
- 5	R 30-0467-5	. LIGHT ASSY,WING TIP STROBE.	2	9	
	R 100-361110-5	. LIGHT ASSY,WING TIP STROBE. /ALTERNATE FOR 30-0467-5/	2	9	
	30-1467-1	. LIGHT ASSY,WING TIP STROBE.	NP	10	
	R 30-1331-3	. LIGHT ASSY,WING TIP STROBE/GRIMES/. /ALTERNATE FOR 701148-7-2/SDI/	2	10	
	701148-7-2	. LIGHT ASSY,WING TIP STROBE/SDI/ /ALTERNATE FOR 30-1331-3/ /USE MATCHED LIGHTS FOR BEST APPEARANCE/ /ATTACHING PARTS/	2	10	
- 6	AN507-6R10	. SCREW	2	1	
	MS35206-228	. SCREW	4	11	
	AN936A6	. WASHER.	2	1	
	AN960-6L	. WASHER.	4	11	
	A6K75	. RIVNUT.	2	1	
	MS21042L06	. NUT	4	11	

BEECHCRAFT
BONANZA V35B
ILLUSTRATED PARTS CATALOG



35-362A-12

B E E C H C R A F T
B O N A N Z A V 3 5 B
I L L U S T R A T E D P A R T S C A T A L O G

FIG. & ITEM NO.	PART NO.	DESCRIPTION	UNITS PER ASSY	USABLE ON CODE
		1 2 3 4 5 6 7		
362A - 7	R 31-1188-1	. ADAPTER, LIGHT ASSY.	2	12
	R 31-3908L	. BRACKET, LIGHT ASSY. /ATTACHING PARTS/	2	10
- 8	R NAS1096-2-6	. SCREW	4	
	R AN960-8L	. WASHER.	4	
- 9	R 60-1750-1	. POWER SUPPLY, STROBE LIGHT/GRIMES/	1	13
	R 60-1750-3	. POWER SUPPLY, STROBE LIGHT/GRIMES/ /ALTERNATE FOR 701571/SDI/	1	14
	R 701571	. POWER SUPPLY, STROBE LIGHT/SDI/. /ALTERNATE FOR 60-1750-3/ /ATTACHING PARTS/	1	14
	R AN3-4A	. BOLT.	4	
	R AN960-10	. WASHER.	2	
	R AN960PD10	. WASHER.	2	
	R 294618L	. CLIPNUT	2	
- 10	R 102-360020-17	. BRACKET, POWER SUPPLY MOUNTING	1	5
- 11	R 102-360020-23	. BRACKET, POWER SUPPLY MOUNTING /ATTACHING PARTS/	1	5
	R AN3-5A	. BOLT.	2	
	R AN960-10	. WASHER.	2	
	R 294618L	. CLIPNUT	2	
- 12	R 36-360016-11	. CONE ASSY, TAIL/SEE FIG.109/	1	15
	R 36-360016-25	. CONE ASSY, TAIL/SEE FIG.109/	1	16
	R 36-360016-33	. CONE ASSY, TAIL/SEE FIG.109/	1	17
	R 36-360016-37	. CONE ASSY, TAIL/SEE FIG.109/	1	3
	R 002-440039-35	. CONE ASSY, TAIL/SEE FIG.109A/.	1	4
- 13	R 30-0815-3	. LAMP ASSY, TAIL CONE/STROBE & NAV/	1	4
	R 30-0815-1	. LIGHT ASSY, TAIL CONE /STROBE & NAV/	1	18
	R 30-0815-5	. LAMP ASSY, TAIL CONE/STROBE & NAV/	1	19

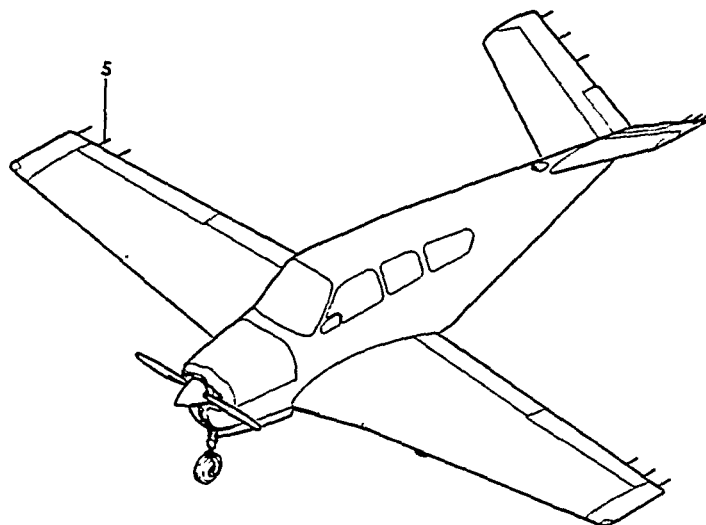
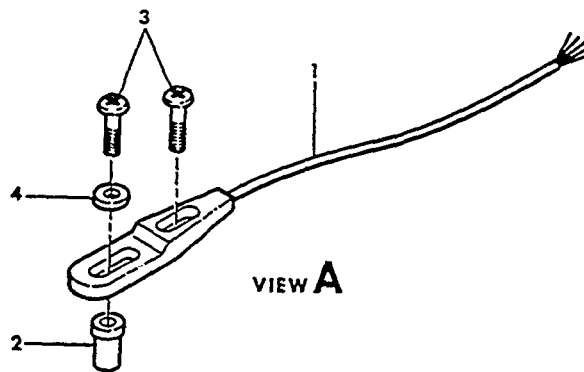
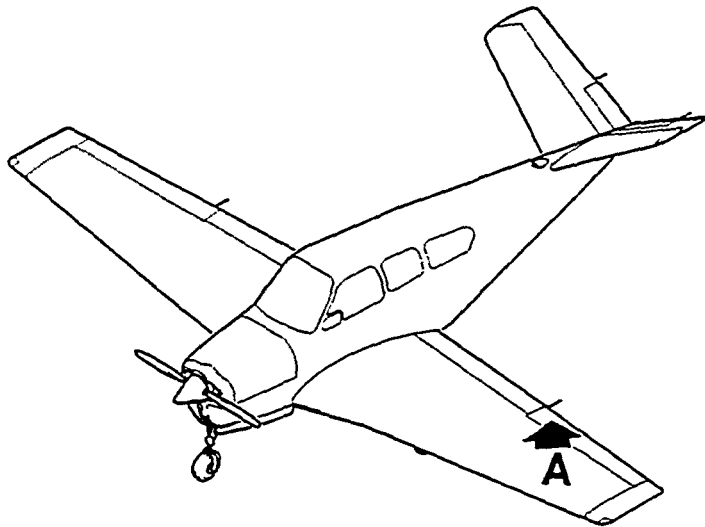
C O D E S O F E F F E C T I V I T Y

1 D-9290 THRU D-9467	2 D-9468 THRU D-10096, D-10098 THRU D-10119
3 D-10097, D-10120 THRU D-10507	4 D-10510 AND AFTER
5 D-9290 AND AFTER	6 D-9290 THRU D-10114
7 D-10115 AND AFTER	8 D-9468 THRU D-10096, D-10098 AND AFTER
9 D-9468 THRU D-9928	10 D-9929 AND AFTER
11 D-9468 AND AFTER	12 D-9290 THRU D-9928
13 D-9290 THRU D-10096, D-10098 THRU D-10119	14 D-10097, D-10120 AND AFTER
15 D-9290 THRU D-9564	16 D-9565 THRU D-9962
17 D-9963 THRU D-10096, D-10098 THRU D-10119	18 D-10097, D-10120 THRU D-10241
19 D-10242 AND AFTER	

BEECHCRAFT
BONANZA V35B
ILLUSTRATED PARTS CATALOG

FIGURE 363
STATIC DISCHARGE WICKS

BEECHCRAFT
BONANZA V35B
ILLUSTRATED PARTS CATALOG



35-363-3

FIGURE 363.STATIC DISCHARGE WICKS

B E E C H C R A F T
B O N A N Z A V 3 5 B
I L L U S T R A T E D P A R T S C A T A L O G

FIG. & INDEX NO.	PART NO.	DESCRIPTION							UNITS PER ASSY	USABLE ON CODE
		1	2	3	4	5	6	7		
363	R 36-360019-3	WICK INSTL,STATIC ELIMINATOR.	NP	1
- 1	R 35-5010-3	. ELIMINATOR,STATIC	4	1
		/ATTACHING PARTS/								
- 2	R MS21083C06	. NUT, LOCK.	2	1
- 3	R MS35206-229	. SCREW	2	1
- 4	R 105090D32-1M	. WASHER.	2	1

	R 36-360024-5	WICK INSTL,STATIC ELIMINATOR.	NP	2
- 5	R 58-360032-3	. WICK ASSY,STATIC.	12	2
	81	. . BASE, MOUNTING	1	2
	R DD1W	. . DISCHARGER,STATIC	1	2

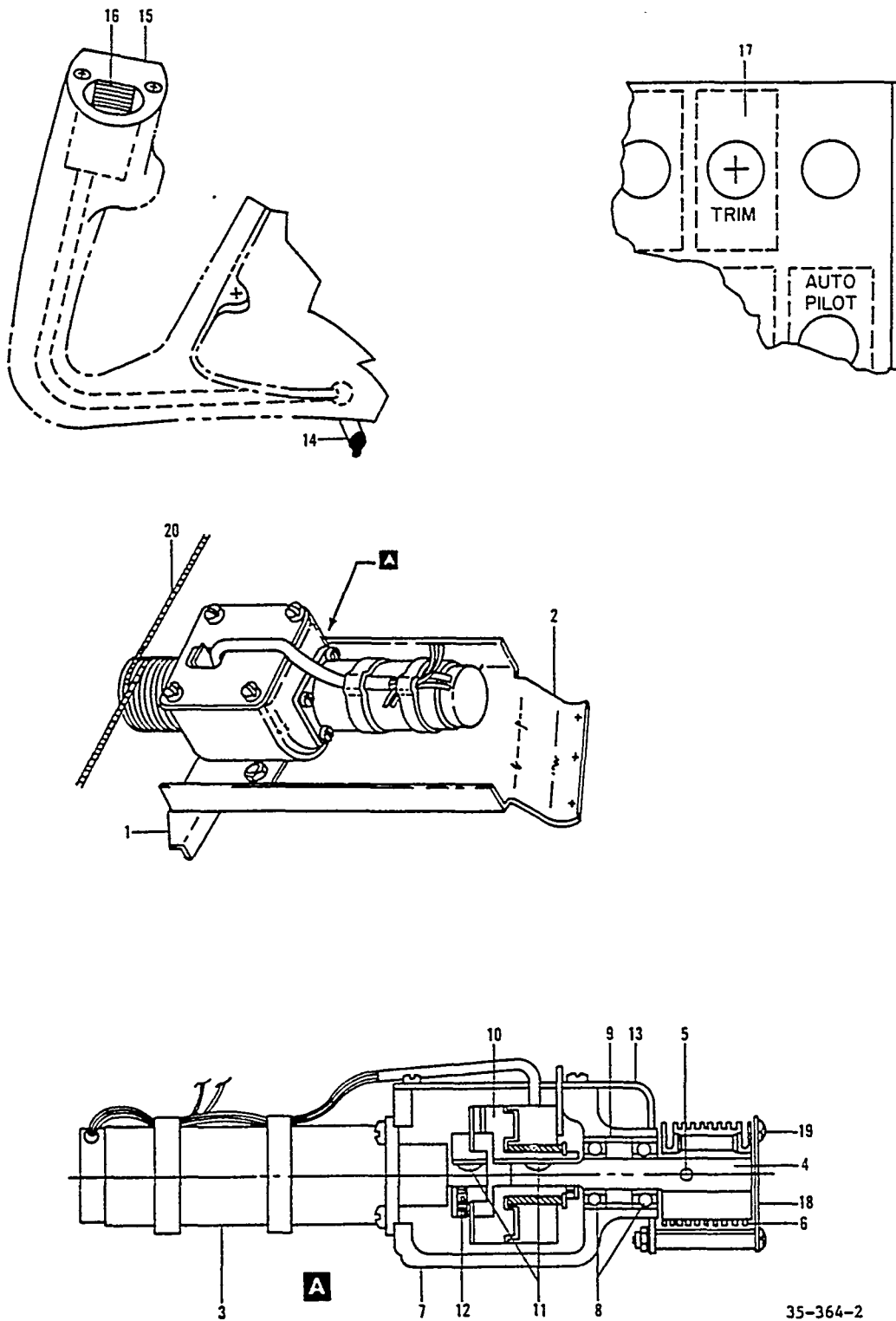
C O D E S O F E F F E C T I V I T Y

1 D-9069 THRU D-10382 2 D-10383 AND AFTER

BEECHCRAFT
BONANZA V35B
ILLUSTRATED PARTS CATALOG

FIGURE 364
RUDDERVATOR ELECTRIC TRIM CONTROL

BEECHCRAFT
 BONANZA V35B
 ILLUSTRATED PARTS CATALOG



35-364-2

B E E C H C R A F T
B O N A N Z A V 3 5 B
I L L U S T R A T E D P A R T S C A T A L O G

FIG. & ITEM NO.	PART NO.	DESCRIPTION	UNITS PER ASSY	USABLE ON CODE
364	35-524669	TRIM CONTROL INSTL,ELECTRIC	NP	
- 1	35-524669-1	. . ANGLE	1	
- 2	35-524669-3	. . BRACKET	1	
	33-524023-21	. . ACTUATOR ASSY,ELECTRIC TRIM TAB/14 VOLT/.	1	3
	33-524023-31	. . ACTUATOR ASSY,ELECTRIC TRIM TAB/28 VOLT/.	1	4
		/ATTACHING PARTS/		
	130909B15	. . BOLT	3	
	AN960-10	. . WASHER	3	
	130909N29	. . NUT	3	
- 3	319A208-4	. . MOTOR ASSY,TRIM ACTUATOR/14 VOLT/	1	3
	319A209-4	. . MOTOR ASSY,TRIM ACTUATOR/28 VOLT/	1	4
		/ATTACHING PARTS/		
	AN500A8-6	. . SCREW	4	
R	33-534023-65	. . WASHER	4	
- 4	33-524025	. . SHAFT	1	
- 5	NAS561PF4-15	. . PIN	1	
- 6	50-524587	. . DRUM	1	
- 7	50-524497-1	. . BODY,ACTUATOR	1	
- 8	KP6A	. . BEARING	2	
- 9	33-524023-11	. . SPACER,BEARING	1	
- 10	39SBEC17CC5-5	. . CLUTCH ASSY,ACTUATOR/14 VOLT/	1	3
	50-380125	. . CLUTCH ASSY,ACTUATOR/28 VOLT/	1	4
- 11	206	. . KEY,WOODRUFF	2	
- 12	AN565A6H4	. . SCREW,SET	1	
- 13	33-524024	. . COVER,ACTUATOR	1	1
	33-524024-3	. . COVER,ACTUATOR	1	2
		/ATTACHING PARTS/		
	AN500A8-6	. . SCREW	4	
	131052-1	. . PLACARD,ACTUATOR IDENTIFICATION	1	2
	MS35489-1	. . GROMMET	1	2
	4587	. . RESISTOR	1	4
	6011	. . WASHER,MICA	1	4
	6000	. . WASHER,CENTERING	1	4
	AK42B2B504K	. . FILTER/ALTERNATE FOR A-1473/.	2	4
	A-1473	. . FILTER/ALTERNATE FOR AK42B2B504K/	2	4
	0366	. . RESISTOR	1	4
- 14	36-500004-51	. . CORD,COILED	1	
	96-340045-41	. . PLACARD,LH GRIP/USE WITH PILOTS MIC SWITCH/	1	4
- 15	35-524669-5	. . PLATE,LH GRIP /PILOTS CONTROL WHEEL/.	1	
- 16	26006	. . SWITCH,ELECTRIC TRIM CONTROL	1	
- 17	435-205-104	. . CIRCUIT BREAKER	1	
- 18	96-524033	. . PLATE,CABLE GUARD	1	
		/ATTACHING PARTS/		
- 19	AN515-6R28	. . SCREW,CABLE GUARD	4	
	AN960-6L	. . WASHER	4	
	100696P-2B114	. . SPACER	4	
	MS21042-06	. . NUT	4	
- 20	35-524386-9	. . ACTUATOR,TRIM TAB/SEE FIG.164/.	1	
	35-524670	. . CABLE ASSY	1	
	58-524027	. . PLACARD,ELECTRIC PITCH TRIM IDENTIFICATION	1	

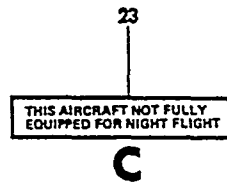
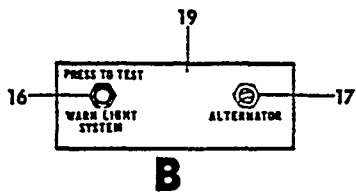
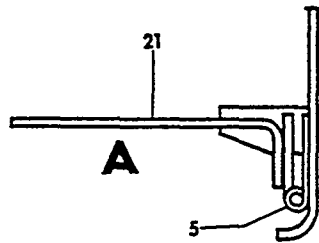
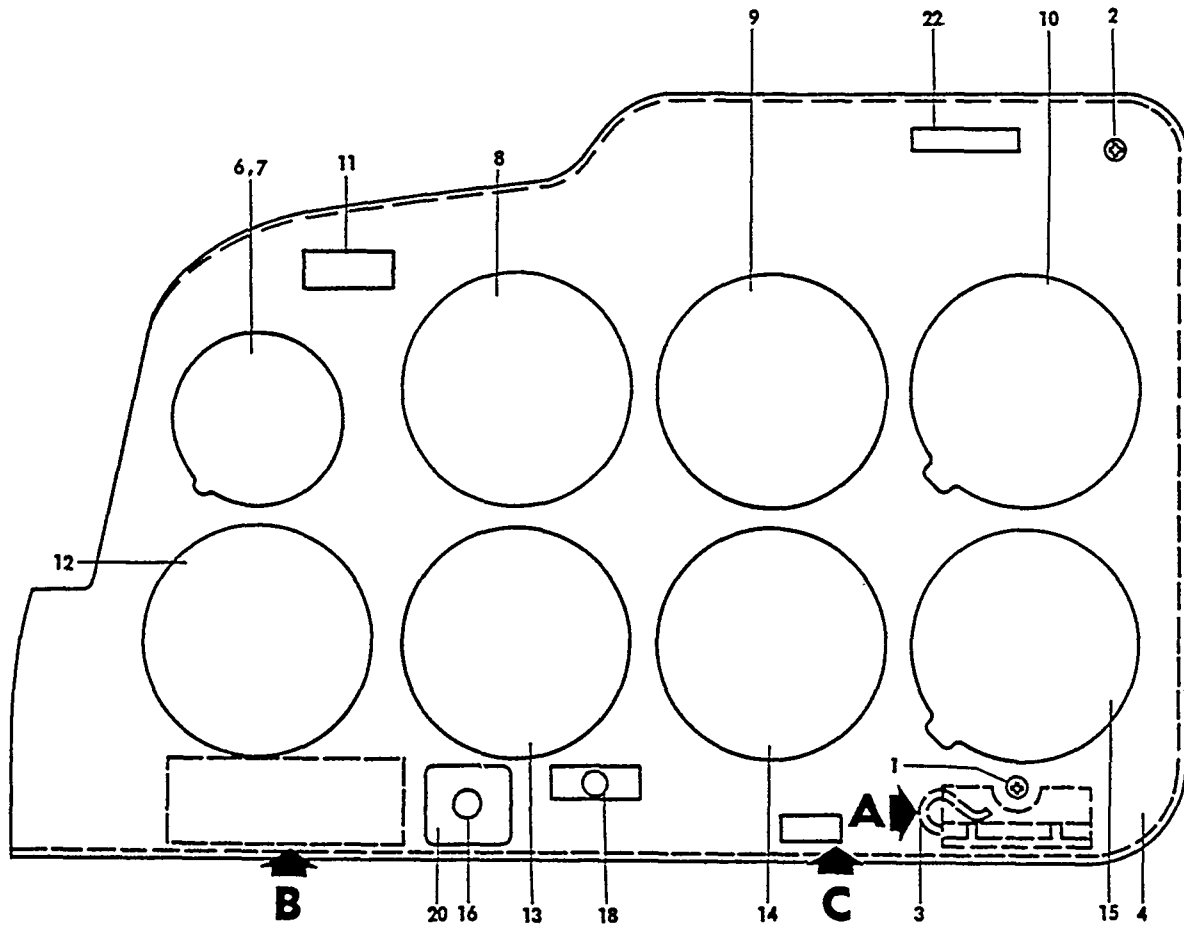
C O D E S O F E F F E C T I V I T Y

1 D-9069 THRU D-9823	2 D-9824 AND AFTER
3 D-9069 THRU D-10119 EXCEPT D-10097	4 D-10097,D-10120 AND AFTER

BEECHCRAFT
BONANZA V35B
ILLUSTRATED PARTS CATALOG

FIGURE 391
FLOATING INSTRUMENT PANEL
D-9069 THRU D-9947

BEECHCRAFT
 BONANZA V35B
 ILLUSTRATED PARTS CATALOG



36-301-2

B E E C H C R A F T
B O N A N Z A V 3 5 B
I L L U S T R A T E D P A R T S C A T A L O G

FIG. & ITEM NO.	PART NO.	DESCRIPTION	UNITS PER ASSY	USABLE ON CODE	
					1 2 3 4 5 6 7
391	35-324468-601	PANEL ASSY,FLOATING INSTRUMENT.	1	1	
	36-324020-1	PANEL ASSY,FLOATING INSTRUMENT /WITH GYROS/ . . .	1	2	
	36-324020-3	PANEL ASSY,FLOATING INSTRUMENT /LESS GYROS/ . . .	1	2	
	36-324020-5	PANEL ASSY,FLOATING INSTRUMENT /WITH GYROS/ . . .	1	2	
	36-324020-11	PANEL ASSY,FLOATING INSTRUMENT /WITH GYROS/ . . .	1	3	
	36-324020-13	PANEL ASSY,FLOATING INSTRUMENT /LESS GYROS/ . . .	1	3	
			/ATTACHING PARTS/		
	- 1	AN509-10R9	SCREW,LOWER	2	
	- 2	NAS387-1032	SCREW,UPPER	1	
	- 3	102361-00128	PIN,HINGE	2	
			-----*		
		35-324451-75	. PANEL,FLOATING.	1	3
		35-324451-57	. PANEL,FLOATING.	1	2
		35-324451-623	. PANEL ASSY,FLOATING	1	1
		35-324451-613	. . . PANEL ASSY,FLOATING	1	1
	- 4	35-324451-41	. . . PANEL,FLOATING.	1	1
	- 5	414-183761-5	. . . HINGE,HALF.	2	1
	- 6	50-380013-5	. . . CLOCK	1	4
		R 58-380015-1	. . . CLOCK /OPTIONAL WEDGELIT PANEL/	1	4
		50-380077-5	. . . CLOCK/OPTIONAL WEDGELIT PANEL/.	1	5
	- 7	50-324104	. . . BEZEL,CLOCK	1	1
	- 8	R 35-380036-13	. . . INDICATOR,AIR SPEED	1	4
		36-380033-3	. . . INDICATOR,AIR SPEED	1	4
	35-380036-17	. . . INDICATOR,AIR SPEED /USED ON 36-324020-5/ . . .	1	2	
	R 58-380019-1	. . . INDICATOR,AIR SPEED /OPTIONAL WEDGELIT PANEL/ . . .	1	4	
- 9	R 50-384202-3	. . . GYRO,HORIZON.	1	4	
	R 50-384203-3	. . . GYRO,HORIZON /ALTERNATE FOR 50-384202/.	1	4	
	R 58-380013-1	. . . GYRO,HORIZON /OPTIONAL WEDGELIT PANEL/.	1	4	
- 10	R 58-380069-5	. . . ALTIMETER /30,000 FT MAXIMUM/	1	4	
	R 58-380069-1	. . . ALTIMETER /20,000 FT MAXIMUM/	1	4	
	R 58-380069-3	. . . ALTIMETER/30,000 FT MAXIMUM/WEDGE LIT PANEL/. . .	1	4	
	R 58-380012-1	. . . ALTIMETER/20,000 FT MAXIMUM/WEDGE LIT PANEL/. . .	1	4	
- 11	58-560015	. . . PLACARD/NOT EQUIPPED WITH OXYGEN/	1	1	
- 12	R 50-324103-1	. . . BEZEL	AR	4	
- 13	R 600-009-930	. . . COORDINATOR,TURN /SUPERSEDES 1679/.	1	4	
	R 58-380020-1	. . . COORDINATOR,TURN /OPTIONAL WEDGELIT PANEL/. . .	1	4	
- 14	R 50-384204	. . . GYRO,DIRECTIONAL.	1	4	
	R 50-384205	. . . GYRO,DIRECTIONAL /ALTERNATE FOR 50-384204/. . .	1	4	
	R 58-380014-1	. . . GYRO,DIRECTIONAL /OPTIONAL WEDGELIT PANEL/. . .	1	4	
- 15	R 50-384073	. . . INDICATOR,VERTICAL AIR SPEED.	1	4	
	R 58-380018-1	. . . INDICATOR,VERTICAL AIR SPEED.	1	4	
		/OPTIONAL WEDGELIT PANEL/			
	R 58-380022-9	. . . TRAY ASSY,WEDGELIGHT INSTRUMENT LIGHT	AR	4	
	R 248	. . . LAMP,WEDGELIGHT	AR	4	
- 16	R 30-15	. . . SWITCH,PUSH TO TEST	1	4	
	R 30C1023	. . . NUT,SWITCH.	1	4	
- 17	855S-R2DS-PG	. . . HOLDER,ALTERNATOR OUT LIGHT BULB.	1	2	
	330GE	. . . BULB,ALTERNATOR OUT LIGHT	1	2	
- 18	1919-3	. . . LIGHT ASSY,ALTERNATOR OUT	1	1	
- 19	35-324483-1	. . . PLACARD,PRESS TO TEST & ALT. OUT.	1	2	
- 20	35-324470	. . . PLACARD,PUSH TO TEST & WARN LAMP SYSTEM	1	1	
- 21	414-183802-3	. . . BRACKET ASSY,PANEL MOUNTING	2	1	
- 22	35-344073-16	. . . PLACARD,RADIO CALL.	1	1	
	R 35-324451-49	. . . BLANK PANEL ASSY.	1	4	
	R 35-324451-51	. . . PANEL,BLANK	1	4	
- 23	R 36-324025-1	. . . PLACARD,INSTRUCTION FLIGHT LIMITATIONS.	1	4	

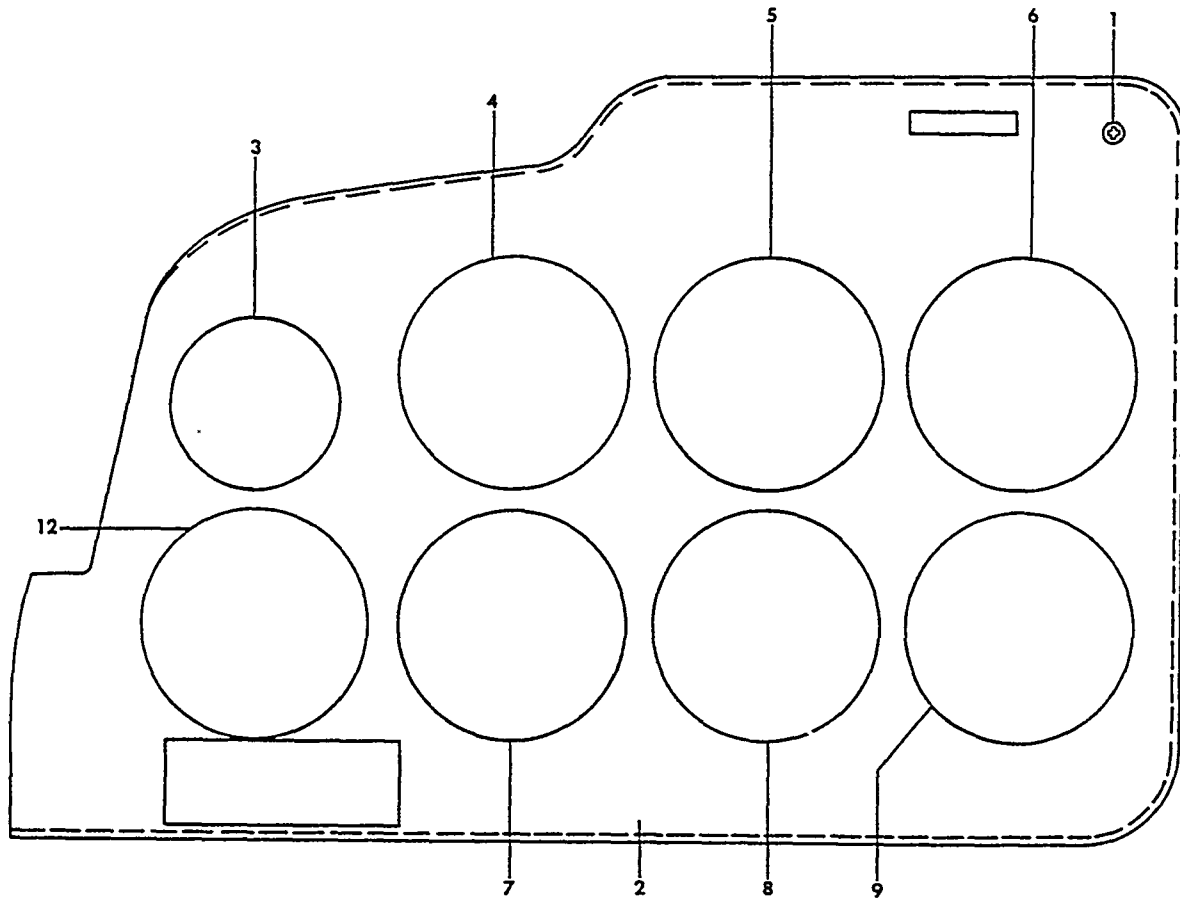
C O D E S O F E F F E C T I V I T Y

- | | |
|----------------------|----------------------|
| 1 D-9069 THRU D-9390 | 2 D-9401 THRU D-9947 |
| 3 D-9391 THRU D-9947 | 4 D-9069 THRU D-9947 |
| 5 D-9069 THRU D-9947 | |

BEECHCRAFT
BONANZA V35B
ILLUSTRATED PARTS CATALOG

FIGURE 391A
FLOATING INSTRUMENT PANEL
D-9948 AND AFTER

BEECHCRAFT
BONANZA V35B
ILLUSTRATED PARTS CATALOG



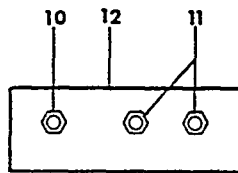
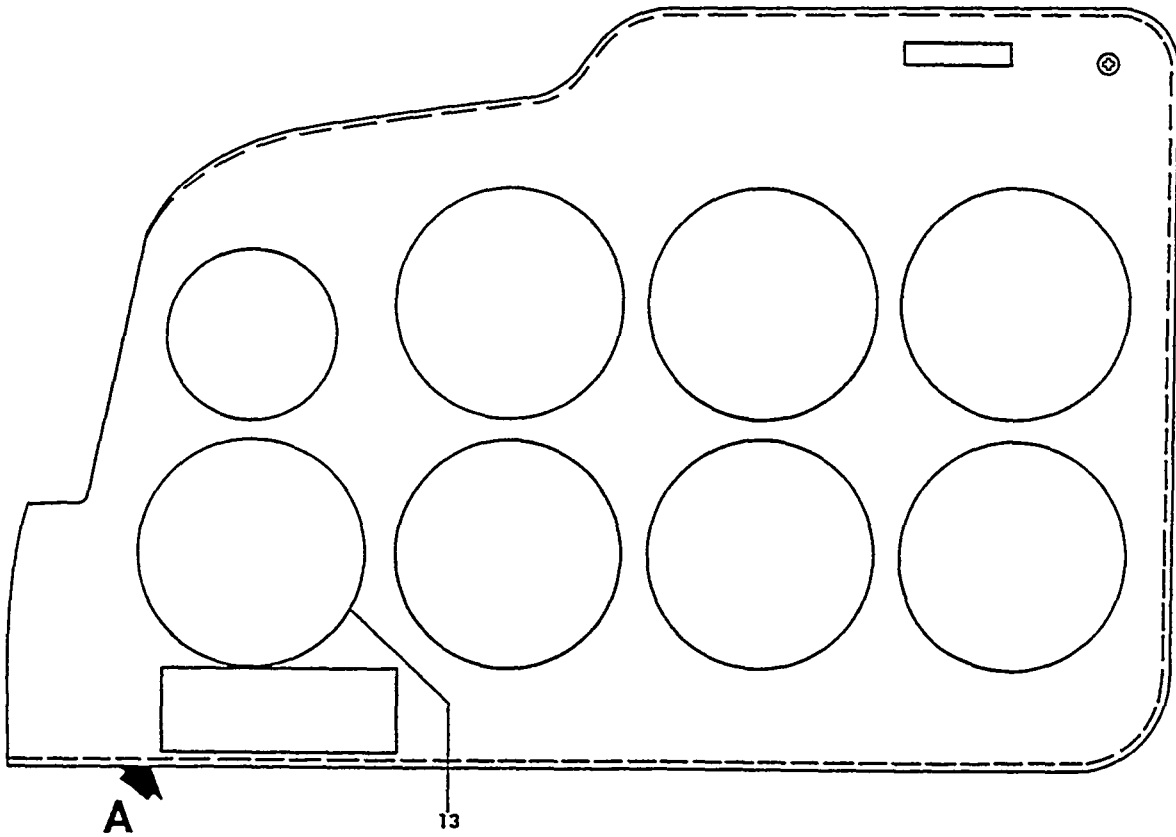
35-391A-10

B E E C H C R A F T
B O N A N Z A V 3 5 8
I L L U S T R A T E D P A R T S C A T A L O G

FIG. & ITEM NO.	PART NO.	DESCRIPTION							UNITS PER ASSY	USABLE ON CODE	
		1	2	3	4	5	6	7			
391A	36-324023-1	INSTR	INSTL	WEDGE	TYPE	LIGHT	/WITH	GYROS/	NP	8	
	36-324023-3	INSTR	INSTL	WEDGE	TYPE	LIGHT	/WITHOUT	GYROS/	NP	8	
	36-324020-19	PANEL	ASSY	FLOATING	INSTRUMENT	/WITH	GYROS/		1	1	
	36-324020-21	PANEL	ASSY	FLOATING	INSTRUMENT	/WITHOUT	GYROS/		1	1	
	36-324020-27	PANEL	ASSY	FLOATING	INSTRUMENT	/WITH	GYROS/		1	2	
	36-324020-29	PANEL	ASSY	FLOATING	INSTRUMENT	/WITHOUT	GYROS/		1	2	
			/ATTACHING PARTS/								
	- 1	FH8C6CP-L058N	SCREW	UPPER	MTG					AR	
		J6984-121	MOUNT	SHOCK	UPPER/					1	
		58-324000-21	STRAP	BONDING	UPPER	MOUNT/				1	9
		AN936A88	WASHER							1	
		AN34088	NUT							1	
		AN4-11A	BOLT	LOWER	MTG					2	
		MS21042L4	NUT							2	
	R	MS25083-1BC6	JUMPER	BONDING	LOWER	OUTBD/				1	10

		35-324451-75	PANEL	ASSY	FLOATING	INSTR				1	3
	- 2	35-324451-73	PANEL	FLOATING	INSTR					1	3
		35-324451-127	PANEL	ASSY	FLOATING	INSTR				1	4
	R	35-324451-147	PANEL	ASSY	FLOATING	INSTR				1	2
		35-324451-129	PANEL	FLOATING	INSTR					1	4
	R	35-324451-145	PANEL	FLOATING	INSTR					1	2
	R	35-324451-135	PANEL	ASSY	FLOATING	INSTR				1	2
R	36-555000-163	PANEL	ASSY	FLOATING	INSTR				1	2	
R	35-324451-137	PANEL	FLOATING	INSTR					1	2	
R	36-555000-161	PANEL	FLOATING	INSTR					1	2	
- 3	58-380077-1	CLOCK							1	6	
	58-380077-3	CLOCK							1	7	
R	AT422002	CLOCK							1	2	
- 4	36-380033-5	INDICATOR	AIR	SPEED					1	11	
	36-380033-9	INDICATOR	AIR	SPEED					1	12	
R	36-380015-15	INDICATOR	AIR	SPEED	KNOTS	ONLY/			1	16	
	36-380067-1	INDICATOR	TRUE	AIR	SPEED	CALCULATOR/			1	16	
	36-380034-5	INDICATOR	AIR	SPEED	WEDGE	LIGHTED/			1	13	
	36-380046-3	INDICATOR	AIR	SPEED	WEDGE	LIGHTED/			1	14	
	36-380046-5	INDICATOR	AIR	SPEED	WEDGE	LIGHTED/			1	15	
	58-380038-13	INDICATOR	AIR	SPEED	WEDGE	LIGHTED/			1	16	
	36-380068-1	INDICATOR	TRUE	AIR	SPEED	CALCULATOR/			1	16	
		WEDGE LIGHTED									
- 5	50-384202-3	GYRO	HORIZON	ALTERNATE	FOR	50-384203/			1	8	
	58-380013-1	GYRO	HORIZON	WEDGE	LIGHTED/				1	8	
	50-384203-3	GYRO	HORIZON	ALTERNATE	FOR	50-384202/			1	8	
- 6	58-380069-1	ALTITUDE							1	8	
	58-380069-3	ALTITUDE	WEDGE	LIGHTED/					1	8	
- 7	58-380085-3	COORDINATOR	TURN						1	8	
	58-380020-1	COORDINATOR	TURN	WEDGE	LIGHTED/				1	6	
R	58-380020-3	COORDINATOR	TURN	WEDGE	LIGHTED/				1	5	
- 8	50-384204	GYRO	DIRECTIONAL	ALTERNATE	FOR	50-384205/			1	8	
	50-384205	GYRO	DIRECTIONAL	ALTERNATE	FOR	50-384204/			1	8	
	58-380014-1	GYRO	DIRECTIONAL	WEDGE	LIGHTED/				1	8	
- 9	50-384073	INDICATOR	VERTICAL	AIR	SPEED				1	8	
	58-380018-1	INDICATOR	VERTICAL	AIR	SPEED	WEDGE	LIGHTED/		1	8	

BEECHCRAFT
BOJANZA V35B
ILLUSTRATED PARTS CATALOG



VIEW A

35-391A-11

B E E C H C R A F T
B O N A N Z A V 3 5 B
I L L U S T R A T E D P A R T S C A T A L O G

FIG. & ITEM NO.	PART NO.	DESCRIPTION							UNITS PER ASSY	USABLE ON CODE
		1	2	3	4	5	6	7		
391A	58-380022-9	AR	6
	R 58-380022-11	AR	5
- 10	MST205T	1	8
	7207	1	8
- 11	855291S1R2DS-P6	2	8
	330	1	6
	R 327	1	5
	327	1	2
	35-324486-3	1	1
- 12	36-324070-7	1	2
	58-364056-1	1	2
	58-364057-5	1	2
	36-364028-37	1	2
- 13	50-324103-1	1	8

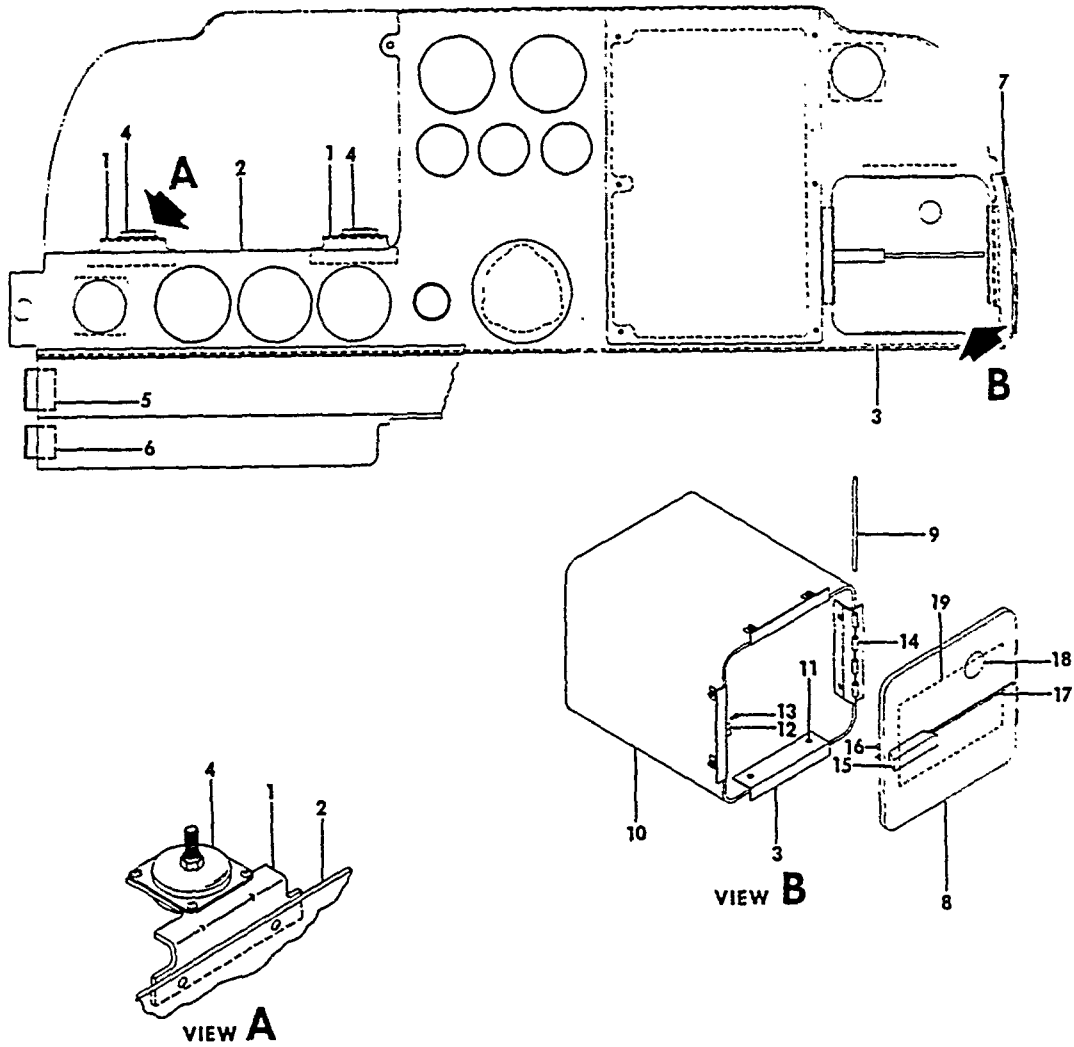
C O D E S O F E F F E C T I V I T Y

1 D-9948 THRU D-10353	2 D-10354 AND AFTER
3 D-9948 THRU D-10349	4 D-10350 THRU D-10353
5 D-10097, D-10120 AND AFTER	6 D-9948 THRU D-10119 EXCEPT D-10097
7 D-10097,D-10120 THRU D-10353	8 D-9948 AND AFTER
9 D-10239 AND AFTER	10 D-9948 THRU D-10238
11 D-9948 THRU D-10302	12 D-10303 THRU D-10353 EXCEPT D-10348
13 D-9948 THRU D-10021	14 D-10023 THRU D-10302
15 D-10303 THRU D-10353 EXCEPT D-10348	16 D-10348,D-10354 AND AFTER

BEECHCRAFT
BONANZA V35B
ILLUSTRATED PARTS CATALOG

FIGURE 392
FIXED INSTRUMENT PANEL
D-9069 THRU D-9390

BEECHCRAFT
 BONANZA V35B
 ILLUSTRATED PARTS CATALOG

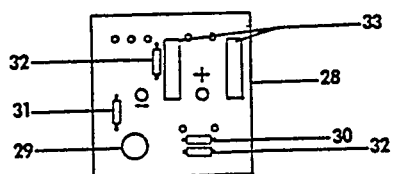


35-392-1

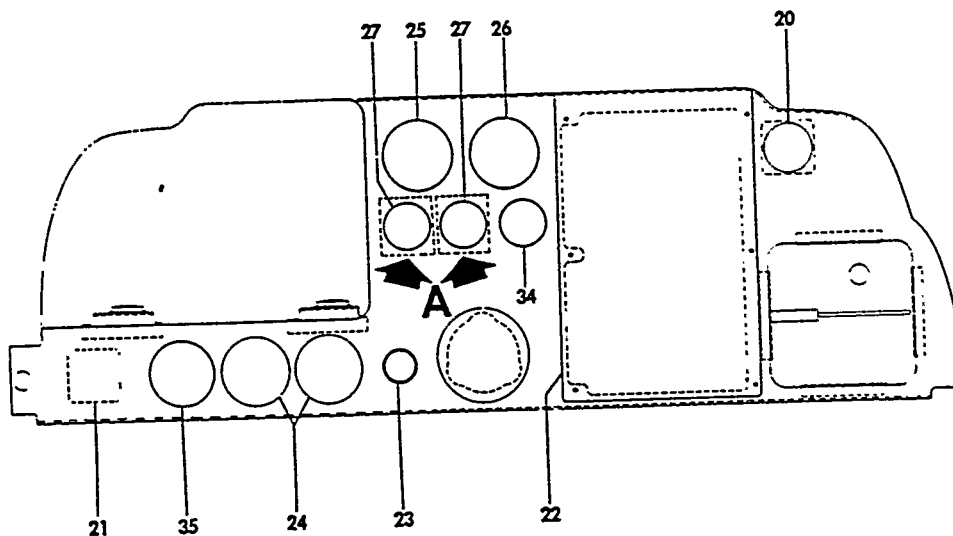
B E E C H C R A F T
B O N A N Z A V 3 5 B
I L L U S T R A T E D P A R T S C A T A L O G

FIG. & INDEX NO.	PART NO.	DESCRIPTION	UNITS							USABLE ON CODE
			1	2	3	4	5	6	7	
392	35-324386-67S	STRUCTURE INSTL, FIXED MAIN INSTRUMENT PANEL . . .							NP	5
	35-324386-622	. . . PANEL ASSY, INSTRUMENT							1	1
	35-324386-632	. . . PANEL ASSY, INSTRUMENT							1	5
- 1	35-324456-5	. . . BRACKET, SUBPANEL MOUNTING							2	5
- 2	35-324481-1	. . . PANEL, FIXED INSTRUMENT							1	1
	35-324456-1	. . . PANEL, FIXED INSTRUMENT							1	8
	35-324456-11	. . . PANEL, FIXED INSTRUMENT							1	7
	95-324035-13	. . . ANGLE, GLOVE BOX SUPPORT							2	7
- 3	35-324387-5	. . . ANGLE, GLOVE BOX SUPPORT							3	5
	J6984-121	. . . MOUNT, INSTRUMENT PANEL UPPER SHOCK							1	5
- 4	150PL14	. . . MOUNT, INSTRUMENT PANEL SHOCK							2	5
		/ATTACHING PARTS/								
	AN520-832	. . . SCREW							4	
	130909N28	. . . NUT							4	
	AN801302	. . . WASHER, INBD SHOCK MOUNT							1	5
- 5	35-324386-91	. . . BRACKET, SUBPANEL MOUNTING LH UPPER							1	5
- 6	35-324386-71	. . . BRACKET, SUBPANEL MOUNTING LOWER							1	5
- 7	35-324458-1	. . . BRACKET, INSTRUMENT PANEL MOUNTING RH							1	6
	35-324458-3	. . . BRACKET, INSTRUMENT PANEL MOUNTING RH							1	7
	36-530034	. . . GLOVE COMPARTMENT INSTL							NP	6
	58-530125-1	. . . GLOVE COMPARTMENT INSTL							NP	7
- 8	36-530034-601	. . . DOOR ASSY, GLOVE BOX							1	6
	58-530125-5	. . . DOOR ASSY, GLOVE BOX							1	7
		/ATTACHING PARTS/								
- 9	105774C-ZE00328	. . . PIN, HINGE							1	
	36-530034-7	. . . DOOR, GLOVE BOX							1	6
	58-530125-9	. . . DOOR, GLOVE BOX							1	7
	35-534410-13	. . . HINGE, GLOVE BOX DOOR							1	5
- 10	35-534410-7	. . . BOX ASSY, GLOVE COMPARTMENT							1	6
	58-530125-11	. . . BOX ASSY, GLOVE COMPARTMENT							1	7
		/ATTACHING PARTS/								
- 11	AN530-6R6	. . . SCREW							8	
	A1181-6Z1	. . . NUT							8	
	58-530125-13	. . . BODY							1	7
	35-324033-4	. . . END							1	7
- 12	#5 ROLLER	. . . ROLLER, DOOR LATCH							1	5
		/ATTACHING PARTS/								
- 13	AN530-6R6	. . . SCREW							2	
	A1181-6Z1	. . . NUT							2	
- 14	35-534410-5	. . . HINGE, GLOVE BOX HALF							1	6
	58-530125-15	. . . HINGE, GLOVE BOX HALF							1	7
- 15	36-530034-5	. . . KNOB, GLOVE BOX DOOR							1	6
	2A12715	. . . HANDLE, GLOVE BOX DOOR							1	7
- 16	#5 STRIKER	. . . STRIKER, DOOR LATCH							1	5
	AN515-6R4	. . . SCREW							2	6
	AN530-10R6	. . . SCREW							2	7
	MS35333-37	. . . WASHER /INSTALL BETWEEN SCREW & STRIKER/							1	6
	MS35335-30	. . . WASHER /INSTALL BETWEEN STRIKER & DOOR/							1	6
	AN936B6	. . . WASHER							1	6
- 17	36-530034-9	. . . TRIM ASSY, GLOVE BOX DOOR							1	6
		/ATTACHING PARTS/								
	AN340-3	. . . NUT							2	
	AN936A3	. . . WASHER							2	
- 18	130030	. . . MEDALLION, BEECHCRAFT B.							1	6
- 19	35-324408	. . . DECAL, FLIGHT PROCEDURE INSTRUCTION							1	5

BEECHCRAFT
 BONANZA V35B
 ILLUSTRATED PARTS CATALOG



VIEW A

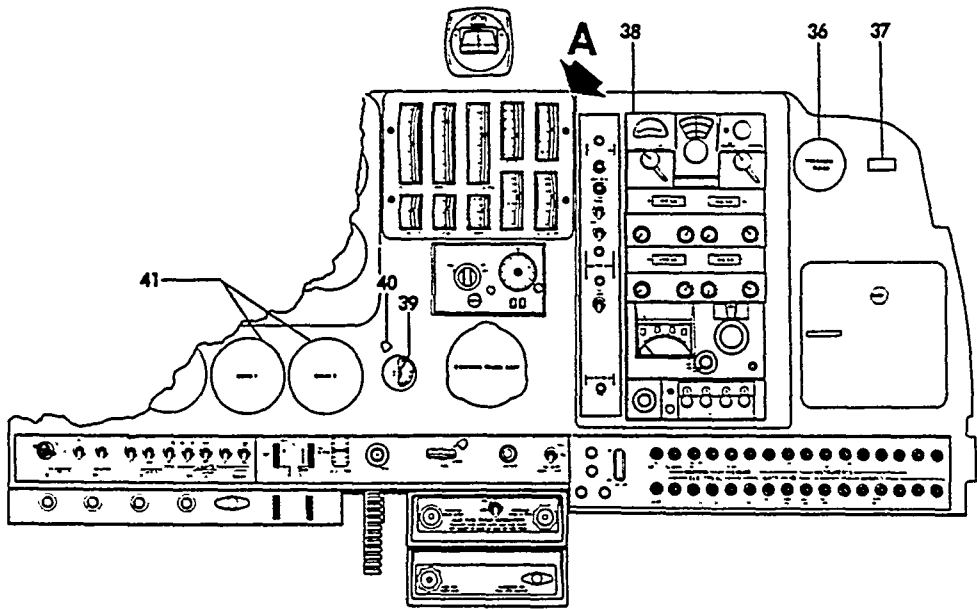
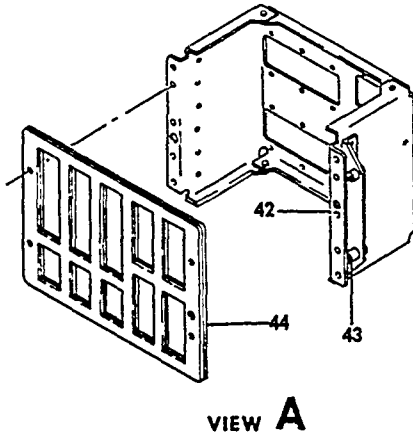


36-382-2

B E E C H C R A F T
B O N A N Z A V 3 5 B
I L L U S T R A T E D P A R T S C A T A L O G

FIG. & INDEX NO.	PART NO.	DESCRIPTION	UNITS PER ASSY	USABLE ON CODE
		1 2 3 4 5 6 7		
392	36-324002-1	PANEL INSTL, INSTRUMENT.	NP	1
	36-324002-3	/WITH GYROS & PRESSURE GAGE/		
	36-324002-9	PANEL INSTL, INSTRUMENT.	NP	1
	36-324002-11	/WITH GYROS & PRESSURE GAGE/		
	36-324002-11	PANEL INSTL, INSTRUMENT.	NP	1
	36-324002-11	/WITH TURBOCHARGED ENGINE/		
- 20	115-384018	PANEL INSTL, INSTRUMENT.	NP	1
	115-384018	/WITH PRESSURE GAGE & WITHOUT GYROS/		
	115-384018	. GAGE, PRESSURE	1	1
	115-384018	. /ATTACHING PARTS/		
	AN507-632R	. SCREW	4	
	AN960-6	. WASHER	4	
	AN365-632	. NUT	4	
- 21	50-324104	. BEZEL	1	1
- 22	35-344234	. PANEL ASSY, BLANK RADIO.	1	1
	35-344234	. /ATTACHING PARTS/		
	NAS387-832P	. SCREW	6	
	NAS360-9P	. WASHER	6	
- 23	50-384001-33	. INDICATOR, FLAP POSITION	1	1
	50-384001-33	. /ATTACHING PARTS/		
	AN507B632R	. SCREW	4	
	AN93686B	. WASHER	4	
	AN363B632	. NUT	4	
	35-324432-601	. PRINTED CIRCUIT BOARD ASSY,	1	5
	35-324432-601	FLAP POSITION INDICATOR		
- 24	50-324103-1	. BEZEL, INSTRUMENT.	2	1
	50-324103-1	. /ATTACHING PARTS/		
	AN507B632R	. SCREW	4	
	AN365B632A	. WASHER	4	
- 25	35-380054-3	. INDICATOR, MANIFOLD & FUEL PRESSURE.	1	1
	36-380006-1	. INDICATOR, MANIFOLD & FUEL PRESSURE /OPTIONAL/	1	1
	56-380022-9	. WEDGE LIGHT ASSY /OPTIONAL/	1	1
	35-380054-5	. INDICATOR, MANIFOLD & FUEL PRESSURE.	1	1
	35-380054-5	. /WITH TURBOCHARGED ENGINE/		
	36-380036-3	. INDICATOR, MANIFOLD & FUEL PRESSURE.	1	1
	36-380036-3	. /WITH TURBOCHARGED ENGINE/ /OPTIONAL/		
	58-380022-9	. WEDGE LIGHT ASSY /OPTIONAL/	1	1
- 26	35-324365-11	. TACHOMETER.	1	1
- 27	36-380003-1	. INDICATOR, FUEL QUANTITY	2	1
	56-324041	. PRINTED CIRCUIT BOARD ASSY, FUEL	2	1
	56-324041	QUANTITY INDICATOR		
- 28	58-324042	. PRINTED CIRCUIT BOARD	1	1
- 29	2N4036	. TRANSISTOR.	1	1
- 30	1N752A	. DIODE, ZENER	1	1
- 31	RC07GF302J	. RESISTOR.	1	1
- 32	RC07GF471J	. RESISTOR.	2	1
- 33	3800P	. POTENTIOMETER, TRIM /5,000 OHM/.	2	1
- 34	36-380002-1	. AMMETER	1	1
- 35	96-380016-5	. INDICATOR /CYLINDER HEAD TEMPERATURE,	1	1
	96-380016-5	OIL TEMPERATURE & OIL PRESSURE/		
	96-384058-7	. INDICATOR /CYLINDER HEAD TEMPERATURE,	1	1
	96-384058-7	OIL TEMPERATURE & OIL PRESSURE/OPTIONAL/		
	58-380022-9	. WEDGE LIGHT ASSY /OPTIONAL/	1	1
	MODEL 106B	. PROBE, EXHAUST GAS TEMPERATURE	1	1

BEECHCRAFT
BONANZA V35B
ILLUSTRATED PARTS CATALOG



35-392.3

B E E C H C R A F T
B O N A N Z A V 3 5 B
I L L U S T R A T E D P A R T S C A T A L O G

FIG. & INDEX NO.	PART NO.	DESCRIPTION							UNITS PER ASSY	USABLE ON CODE
		1	2	3	4	5	6	7		
392	35-324468-3	PANEL INSTL, INSTRUMENT /STANDARD/							NP	2
		/WITHOUT GYROS & PRESSURE GAGE/								
		/WITH IO520 ENGINE ONLY/								
	35-324468-1	PANEL INSTL, INSTRUMENT /OPTIONAL/							NP	2
		/WITH GYROS & PRESSURE GAGE/								
		/WITH IO520 ENGINE ONLY/								
	35-324468-9	PANEL INSTL, INSTRUMENT.							NP	2
		/WITH GYROS & PRESSURE GAGE/								
		/WITH TURBOCHARGED ENGINE/								
- 36	115-384018-3	. GAGE, GYRO PRESSURE.							1	2
	58-380017-1	. GAGE, GYRO PRESSURE /INTERNALLY LIGHTED/							1	2
	58-380022-9	. TRAY ASSY, GYRO PRESSURE GAGE LIGHT.							1	2
		/ATTACHING PARTS/								
	AN5078632R	. SCREW							4	
	AN960-6	. WASHER.							4	
	MS21042L06	. NUT							4	

	50-324104	. BEZEL /WITHOUT GYRO PRESSURE GAGE/.							1	2
- 37	96-384019-1	. HOUR METER.							1	2
		/ATTACHING PARTS/								
	AN507-440-5	. SCREW							2	
	AN960-4	. WASHER.							2	
	MS21042L04	. NUT							2	

- 38	35-344234	. PANEL, RADIO							1	2
		/ATTACHING PARTS/								
	NAS387-832P	. SCREW							6	
	NAS390-6P	. WASHER.							6	

- 39	50-384001-33	. INDICATOR, FLAP POSITION							1	2
		/ATTACHING PARTS/								
	AN5078632R	. SCREW							4	
	AN936868	. WASHER.							4	
	AN3638632	. NUT							4	

- 40	A897082-330	. LIGHT, FLAP POSITION INDICATOR POST.							1	2
- 41	50-324103-1	. BEZEL							2	2
		/ATTACHING PARTS/								
	AN5078632R	. SCREW							4	
	MS203658632A	. NUT							4	

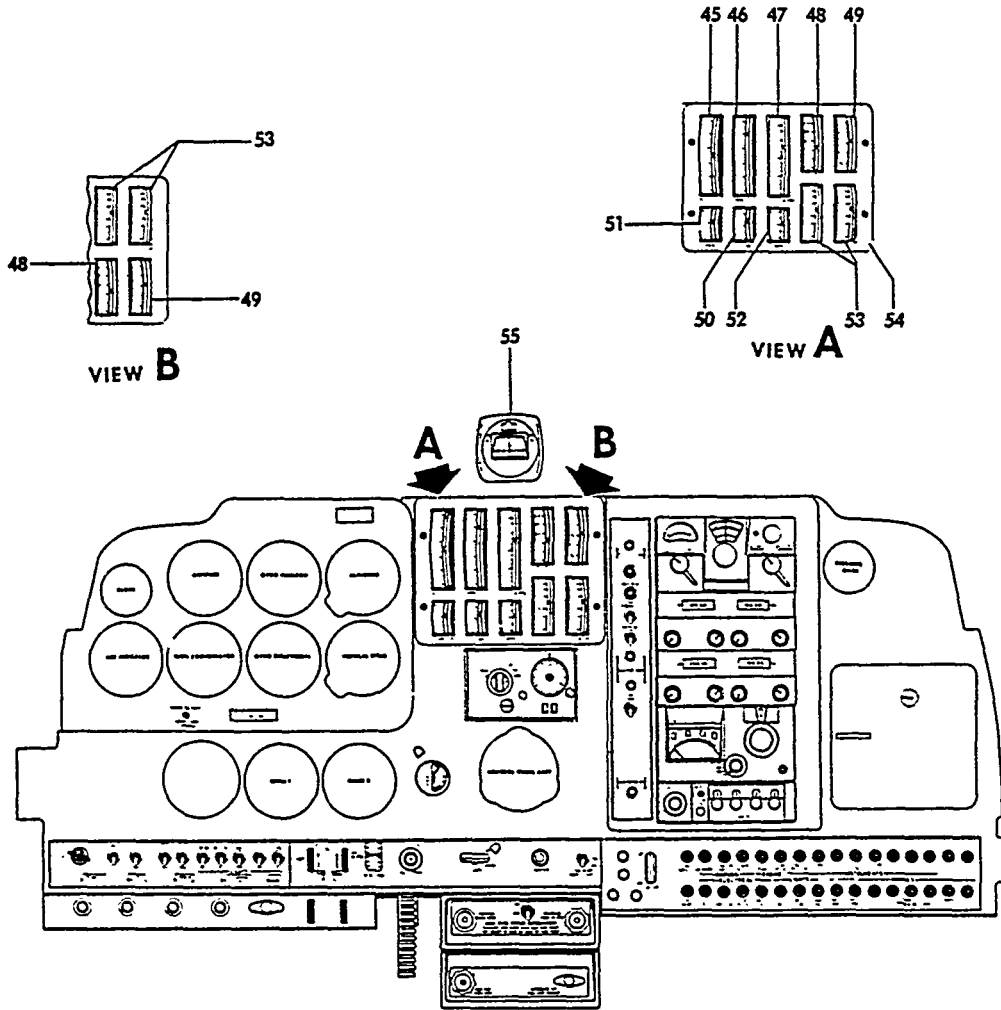
	35-324454-3	. PANEL ASSY, VERTICAL INSTRUMENT.							1	2
		/ATTACHING PARTS/								
	AN509-8R4	. SCREW							4	

- 42	35-324474-1	. . . BOX ASSY.							1	2
	35-324474-3	. . . BOX							1	2
	NAS697A06	. . . NUTPLATE.							10	2
	35-324474-5	. . . ANGLE							2	2
- 43	J6984-121	. . . MOUNT, SHOCK							4	2
		/ATTACHING PARTS/								
	AN960-8	. . . WASHER.							1	
	MS21042L08	. . . NUT							1	

- 44	35-324455-1	. . . PANEL ASSY.							1	2
		/ATTACHING PARTS/								
	MS35206-230	. . . SCREW							6	

	35-324455-3	. . . PANEL							1	2
	NAS697A06	. . . NUTPLATE.							2	2

BEECHCRAFT
 BONANZA V35B
 ILLUSTRATED PARTS CATALOG



35-3024

B E E C H C R A F T
B O N A N Z A V 3 5 B
I L L U S T R A T E D P A R T S C A T A L O G

FIG. & ITEM NO.	PART NO.	DESCRIPTION							UNITS PER ASSY	USABLE ON CODE
		1	2	3	4	5	6	7		
392	35-324475	1	2
- 45	35-380114-3	1	2
	96-384020-3	1	2
- 46	35-380115-5	1	2
- 47	35-380116-3	1	2
	96-384022-1	1	2
- 48	214-2A	1	2
	35-324476-1	1	2
- 49	35-380111-3	1	2
- 50	35-380113-5	1	2
- 51	35-380112-5	1	2
	96-384021-3	1	2

NOTE IT IS MANDATORY THAT THE PLUS (+)
TRANSUCER BE MATCHED WITH A PLUS
(+) VERTICAL SCALE INSTRUMENT
INSTALLED IN THE INSTRUMENT PANEL

- 52	35-380121-1	1	2
- 53	36-380018-3	2	2
- 54	35-380127	1	3
	35-380127-5	1	3
	35-380127-7	1	4
	AN515-6R12	6	
- 55	C2400L4P1A	1	5

NOTE FOR BALANCE OF INSTRUMENT PANEL PARTS
SEE FIG.391 FLOATING PANEL AND
SEE FIG.395 SUBPANEL.

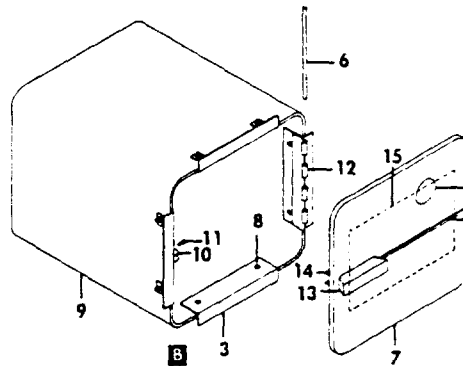
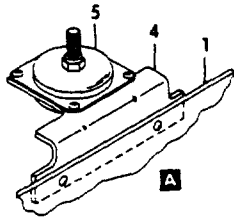
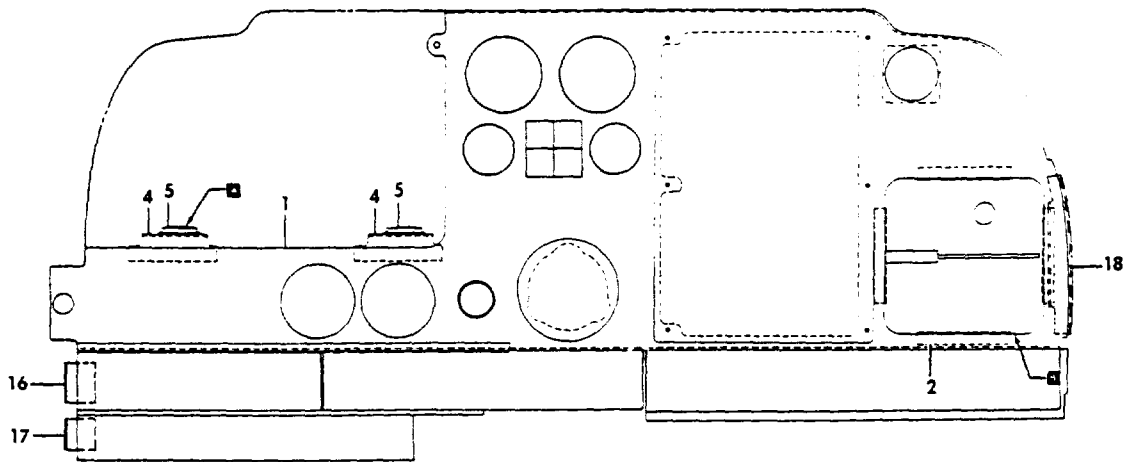
C O D E S O F E F F E C T I V I T Y

1	D-9069 THRU D-9221	2	D-9222 THRU D-9390
3	D-9069 THRU D-9283	4	D-9284 THRU D-9390
5	D-9069 THRU D-9390	6	D-9069 THRU D-9286
7	D-9287 THRU D-9390	8	D-9222 THRU D-9286

B E E C H C R A F T
B O N A N Z A V 3 5 8
I L L U S T R A T E D P A R T S C A T A L O G

FIGURE 392A
FIXED INSTRUMENT PANEL
D-9391 AND AFTER

BEECHCRAFT
 BONANZA V35B
 ILLUSTRATED PARTS CATALOG

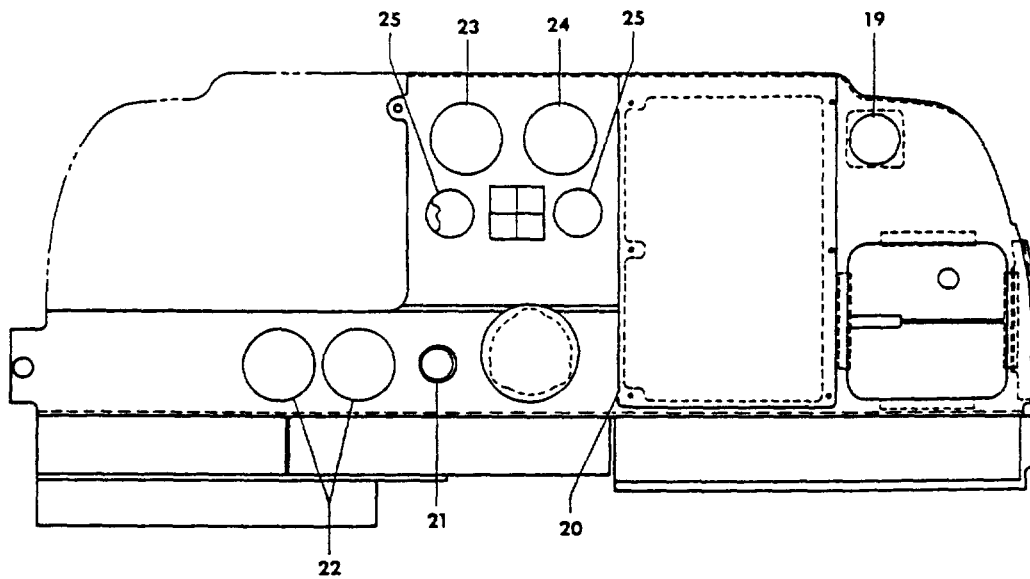


V35B-392A-17

B E E C H C R A F T
B O N A N Z A V 3 5 B
I L L U S T R A T E D P A R T S C A T A L O G

FIG. 6 ITEM NO.	PART NO.	DESCRIPTION	UNITS PER ASSY	USABLE ON CODE
		1 2 3 4 5 6 7		
392A	35-324386-67S	STRUCTURE INSTL, FIXED MAIN INSTRUMENT PANEL	NP	1
	36-324022-1 PANEL ASSY, INSTRUMENT	1	11
	36-324022-5 PANEL ASSY, INSTRUMENT	1	12
- 1	36-324022-3 PANEL, INSTRUMENT	1	11
	36-324022-7 PANEL, INSTRUMENT	1	12
	36-324022-45 PANEL, INSTRUMENT	1	17
- 2	95-324035-13 ANGLE, GLOVE COMPARTMENT SUPPORT	2	11
- 3	35-324387-5 ANGLE, GLOVE COMPARTMENT SUPPORT	1	11
- 4	35-324481-7 BRACKET, FLOATING PANEL MOUNTING	2	1
- 5	150PL14 MOUNT, FLOATING PANEL	2	1
		/ATTACHING PARTS/		
	MS27039-0809 SCREW	8	
	130909N28 NUT	8	
	J6984-121 MOUNT, UPPER SHOCK	1	1
	58-530125-1 GLOVE COMPARTMENT INSTL	NP	11
	58-530199-1 GLOVE COMPARTMENT INSTL	NP	12
	58-530125-5 DOOR ASSY, GLOVE BOX	1	11
	58-530200-1 DOOR ASSY, GLOVE BOX	1	12
		/ATTACHING PARTS/		
- 6 R	105774C-ZE00328 PIN, HINGE	1	
- 7	58-530125-9 DOOR, GLOVE BOX	1	11
	58-530200-3 DOOR, GLOVE BOX	1	12
	HZ622-1-090 LATCH, DOOR GLOVE BOX	1	12
	35-534410-13 HINGE, GLOVE BOX DOOR	1	11
	58-530200-13 HINGE, GLOVE BOX DOOR	1	12
	58-530125-11 BOX ASSY, GLOVE COMPARTMENT	1	11
	58-530201-5 BOX ASSY, GLOVE COMPARTMENT	1	24
	58-530201-21 BOX ASSY, GLOVE COMPARTMENT	1	22
		/ATTACHING PARTS/		
	MS246938829 SCREW	6	23
R	MS2107-6-10 SCREW	6	22
	MS35214-27 SCREW	2	
- 8	AN530-6R6 SCREW	5	11
- 9	58-530125-13 BODY	1	11
	58-530201-15 STRIKER	1	12
	MS35206-229 SCREW, STRIKER ATTACHING	2	12
	35-324033-4 END	1	11
	58-530201-7 DOUBLER	1	12
	58-530201-25 DOUBLER	6	22
- 10	#5 ROLLER ROLLER, DOOR LATCH	1	11
		/ATTACHING PARTS/		
- 11	AN530-6R6 SCREW	2	
	A1181-6Z1 NUT	2	
- 12	58-530125-15 HINGE, GLOVE BOX HALF	1	11
- 13	2A12715 HANDLE, GLOVE BOX DOOR	1	11
- 14	#5 STRIKER STRIKER, DOOR LATCH	1	11
	AN530-10R6 SCREW	2	11
- 15	58-530220-1 PLACARD, CLEANING INSTRUCTION	1	11
- 16	35-324386-91 BRACKET, SUBPANEL MOUNTING LH UPPER	1	1
- 17	35-324386-71 BRACKET, SUBPANEL MOUNTING LOWER	1	1
- 18	35-324458-3 BRACKET, INSTRUMENT MOUNTING RH	1	1
	35-324458-5 BRACKET, INSTRUMENT MOUNTING RH	1	12
	58-530253-7 LAMINATE PANEL, WOODGRAIN/50TH ANNIV/	1	17

BEECHCRAFT
BONANZA V35B
ILLUSTRATED PARTS CATALOG

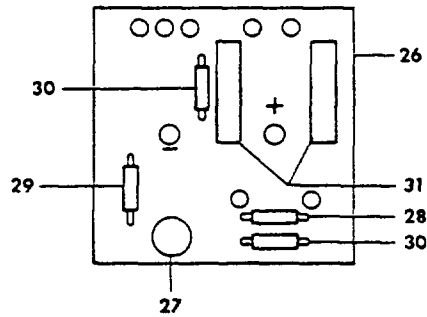
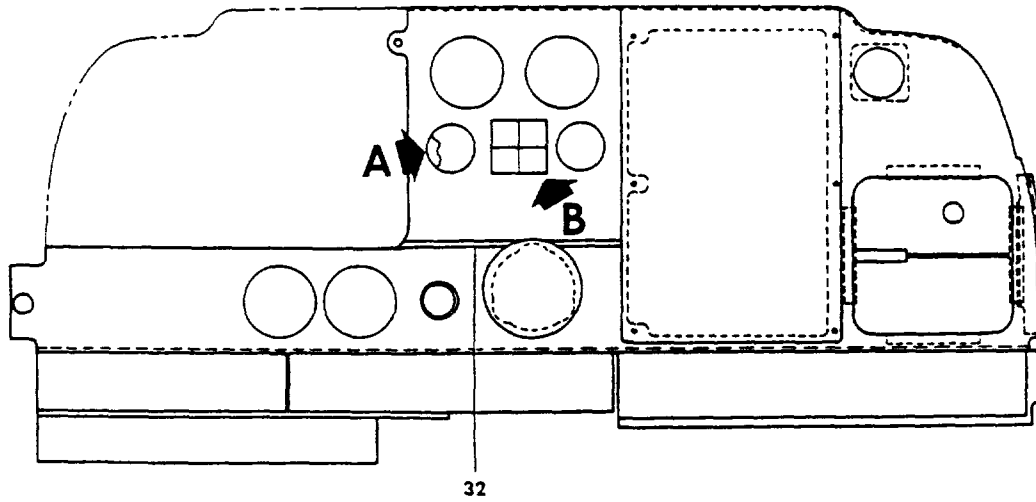


35-392A-18

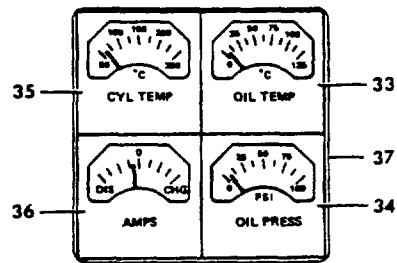
B E E C H C R A F T
B O N A N Z A V 3 5 8
I L L U S T R A T E D P A R T S C A T A L O G

FIG. & ITEM NO.	PART NO.	DESCRIPTION	UNITS PER ASSY							USABLE ON CODE
			1	2	3	4	5	6	7	
392A	36-324003-1	PANEL INSTL, INSTR/WITH GYROS & PRESSURE GAGE/							NP	1
	36-324003-3	PANEL INSTL, INSTR/LESS GYROS & PRESSURE GAGE/							NP	1
	36-324023-1	INSTRUMENT INSTL/WEDGE LIT/							NP	1
		/WITH GYROS & PRESSURE GAGE/								
	36-324023-3	INSTRUMENT INSTL/WEDGE LIT/							NP	1
		/LESS GYROS & PRESSURE GAGE/								
		. PANEL ASSY, INSTR/WITH GYROS & PRESSURE GAGE/							1	2
		. PANEL ASSY, INSTR/WITH GYROS & PRESSURE GAGE/							1	3
	R	36-324020-19	. PANEL ASSY, INSTR/WITH GYROS & PRESSURE GAGE/						1	25
	R	36-324020-27	. PANEL ASSY, INSTR/WITH STARTER ENERGIZER						1	26
		LIGHT/GYROS & PRESSURE GAGE/								
	R	36-324020-3	. PANEL ASSY, INSTRUMENT						1	2
	R	36-324020-13	. PANEL ASSY, INSTR/LESS GYRO & PRESSURE GAGE/						1	3
	R	36-324020-21	. PANEL ASSY, INSTR/LESS GYROS & PRESSURE GAGE/						1	25
	R	36-324020-29	. PANEL ASSY, INSTR/WITH STARTER ENERGIZER						1	26
	LIGHT/GYROS & PRESSURE GAGE/									
	58-380022-9	. LIGHT TRAY ASSY/WEDGE LIT/14 VOLT/						13	9	
	58-380022-11	. LIGHT TRAY ASSY/WEDGE LIT/28 VOLT/						13	8	
- 19	115-384018-1	. GAGE, PRESSURE						1	1	
	58-380017-3	. GAGE, PRESSURE/WEDGE LIT/						1	1	
		/ATTACHING PARTS/								
	AN507-632R	. SCREW						4		
	AN960-6	. WASHER						4		
	MS21042L06	. NUT						4		
- 20	35-344234	. PANEL ASSY, BLANK RADIO						1	1	
		/ATTACHING PARTS/								
	NAS387-832P	. SCREW						6		
	NAS360-9P	. WASHER						6		
- 21	50-384001-33	. INDICATOR, FLAP POSITION						1	6	
	50-384001-35	. INDICATOR, FLAP POSITION						1	10	
		/ATTACHING PARTS/								
	AN5078632R	. SCREW						4		
	AN936868	. WASHER						4		
	AN3638632	. NUT						4		
	A89708-330	. POST LIGHT/14 VOLT/						1	9	
	A89708-327	. POST LIGHT/28 VOLT/						1	8	
	35-324432-601	. PC BOARD ASSY, FLAP POSITION INDICATOR						1	14	
	002-364040-1	. PC BOARD ASSY, FLAP POSITION INDICATOR						1	13	
- 22	50-324103-1	. BEZEL, INSTRUMENT						2	1	
		/ATTACHING PARTS/								
	AN5078632R	. SCREW						4		
	AN3658632A	. WASHER						4		
- 23	35-380054-3	. INDICATOR, MANIFOLD & FUEL PRESSURE						1	15	
	36-380071-3	. INDICATOR, MANIFOLD & FUEL PRESSURE						1	16	
	36-380006-1	. INDICATOR, MANIFOLD & FUEL PRESS/WEDGE LIT/						1	15	
	36-380070-3	. INDICATOR, MANIFOLD & FUEL PRESSURE/WEDGE LIT/						1	16	
- 24	35-324365-11	. TACHOMETER/THREE BLADED PROP/						1	7	
	36-380007-3	. TACHOMETER/WEDGE LIT/THREE BLADED PROP/						1	7	
NOTE AIRPLANE SERIALS PRIOR TO D-10313 USE 35-324365-11 UNLIGHTED TACH AND 36-380007-3 WEDGE LIGHTED TACH FOR TWO BLADED PROPS										
	35-324365-31	. TACHOMETER/TWO BLADED PROP/						1	19	
	36-380007-11	. TACHOMETER/WEDGE LIT/TWO BLADED PROP/						1	19	
- 25	58-380050-11	. INDICATOR, FUEL QUANTITY						2	1	
	58-380051-11	. INDICATOR, FUEL QUANTITY /WEDGE TYPE LITE/						2	1	

BEECHCRAFT
 BONANZA V35B
 ILLUSTRATED PARTS CATALOG



VIEW A



VIEW B

35-392A-19

B E E C H C R A F T
B O N A N Z A V 3 5 B
I L L U S T R A T E D P A R T S C A T A L O G

FIG. & ITEM NO.	PART NO.	DESCRIPTION							UNITS PER ASSY	USABLE ON CODE
		1	2	3	4	5	6	7		
392A	58-324041	2	4
	R 58-364041-9	2	21
	R 58-324042	1	4
- 26	R 58-364041-5	1	21
- 27	2N4036	1	22
- 28	R IN752A	1	4
- 28	R IN4734	1	21
- 29	R RC07GF302J	1	22
- 30	R RC07GF471J	2	22
- 31	3810P502	2	22
	R 58-364057-3	1	20
	58-364058-13	2	20
	58-364057-11	1	20
	58-364053-3	1	20
	R 58-364060-5	1	20
	R 36-530090-1	NP	18
- 32	R 36-530090-5	1	18
	R 36-530090-3	1	18
	R NO.136	4	18
	35-344073-16	1	1
	R 36-380020-1	1	9
	36-380021-13	1	9
	36-380044-1	1	8
- 33	36-380020-15	1	9
	36-380021-15	1	9
	36-380044-3	1	8
- 34	36-380020-5	1	9
	36-380021-5	1	9
	36-380044-5	1	8
- 35	36-380020-17	1	9
	36-380021-17	1	9
	36-380044-7	1	8
- 36	36-380020-9	1	9
	36-380021-9	1	9
	36-380044-9	1	8
- 37	36-380020-11	1	9
	36-380021-11	1	9
	36-380044-11	1	8

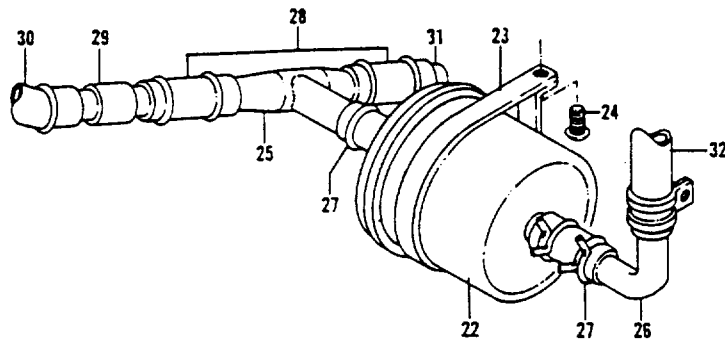
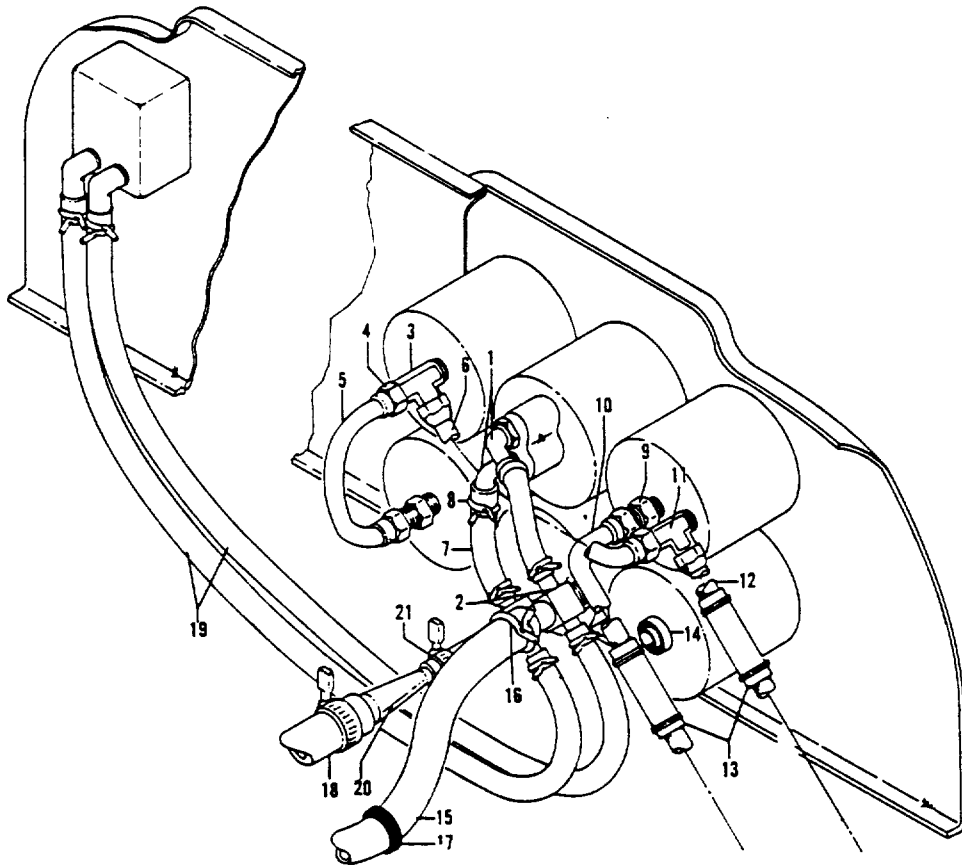
C O D E S O F E F F E C T I V I T Y

1 D-9391 AND AFTER	2 D-9391 THRU D-9400
3 D-9401 AND AFTER	4 D-9391 THRU D-9568
5 DELETED	6 D-9391 THRU D-10178
7 D-10313 AND AFTER	8 D-10097, D-10120 AND AFTER
9 D-9391 THRU D-10096, D-10098 THRU D-10119	10 D-10179 AND AFTER
11 D-9391 THRU D-9702	12 D-9703 AND AFTER
13 D-9818 THRU D-10096, D-10098 THRU D-10119	14 D-9069 THRU D-9817
15 D-9391 THRU D-10353	16 D-10354 AND AFTER
17 D-10383 AND AFTER	18 D-9391 THRU D-10382
19 D-9391 THRU D-10312	20 D-10370 AND AFTER
21 D-9569 THRU D-10369	22 D-9391 THRU D-10369
23 D-9391 THRU D-10378	24 D-9703 THRU D-10378
25 D-9948 THRU D-10353	26 D-10354 AND AFTER

BEECHCRAFT
BONANZA V35B
ILLUSTRATED PARTS CATALOG

FIGURE 393
INSTRUMENT PANEL PLUMBING

BEECHCRAFT
BONANZA V35B
ILLUSTRATED PARTS CATALOG



33-393-1

B E E C H C R A F T
B O N A Z Z A V 3 5 B
I L L U S T R A T E D P A R T S C A T A L O G

FIG. & INDEX NO.	PART NO.	DESCRIPTION							UNITS PER ASSY	USABLE ON CODE
		1	2	3	4	5	6	7		
393	35-324471-1	PLUMBING INSTL, INSTRUMENT PANEL							NP	
- 1	1K9-4-6	. ELBOW							2	
- 2	1K17-1	. FITTING							2	
- 3	271P1/4X1/8	. TEE /ALTIMETER/							1	
- 4	268P1/4X1/8	. CONNECTOR /ALTIMETER/							1	
- 5	35-324471-9	. TUBE /ALTIMETER TO VERTICAL SPEED/.							1	
- 6	35-324471-11	. TUBE /ALTIMETER TO AIRSPEED/.							1	
- 7	106200H4	. TUBING /GYRO CONNECT/							1	
- 8	130292A8	. CLAMP							4	
- 9	268P1/4X1/8	. CONNECTOR /AIRSPEED/.							1	
- 10	35-324471-13	. TUBE /AIRSPEED/							1	
- 11	271P1/4X1/8	. TEE /CONNECTING AIRSPEED TO ALTIMETER/.							1	
- 12	35-324471-15	. TUBE							1	5
	35-324471-57	. TUBE							1	6
	35-324471-59	. TUBE							1	6
	264P04	. TEE							1	6
	259P04	. CAP							1	6
- 13	262P04	. TUBE							2	
- 14	MS3106A/810SL3S	. PLUG							1	
- 15	114693-6	. TUBING							1	1
	131152-7-00-02	. TUBING							1	2
- 16	130292A10	. CLAMP							1	
- 17	MS35489-20	. GROMMET							1	
- 18	106200H8-7	. HOSE							1	1
	131152-7-00-	. HOSE/USE LENGTH REQUIRED/							1	2
	AN737TW26-30	. CLAMP, HOSE							2	
- 19	130936P6	. TUBING							2	
	130292A6	. CLAMP							4	
- 20	35-324471-19	. ADAPTER							1	
- 21	AN737TW22	. CLAMP							1	
- 22	35-324443-1	. FILTER INSTL, PRESSURE SYSTEM AIR.							NP	
	EBD03-0012 / ATTACHING PARTS/							1	
- 23	MS21919DG52 CLAMP							1	
- 24	AN525-10R11 SCREW							1	
	100696D-ZG008 SPACER							1	
	AN960010 WASHER							1	
	130909N29 NUT							1	
- 25	35-324443-9 TEE ASSY.							1	
- 26	35-324443-3 ELBOW							1	
- 27	106200H10-7 HOSE							1	
	A16 CLAMP							2	
- 28	106200H8-7 HOSE							1	1
	131152-7-00-02 HOSE							1	2
	130292A14 CLAMP, HOSE							4	
- 29	1K39-8-8 ORIFICE							1	3
	35-324471-41 ELBOW							1	4
	114693-9-00500 SPLICE							1	4
	130292A12 CLAMP							2	
- 30	106200H8-92 HOSE							1	
	 / ATTACHING PARTS/								
	130292A14 CLAMP, HOSE							1	
	AN520-10R6 SCREW							1	
	130909N29 NUT							1	
- 31	35-324443-7 PLUG /WHEN AUTOPILOT IS USED, DELETE 1 EA 106200H8-7 HOSE, A14 CLAMP & 35-324443-7 PLUG/							1	
- 32	106200H10-72 HOSE							1	1
	131152-9-01-03 HOSE							1	2
	130292A14 CLAMP, HOSE							1	

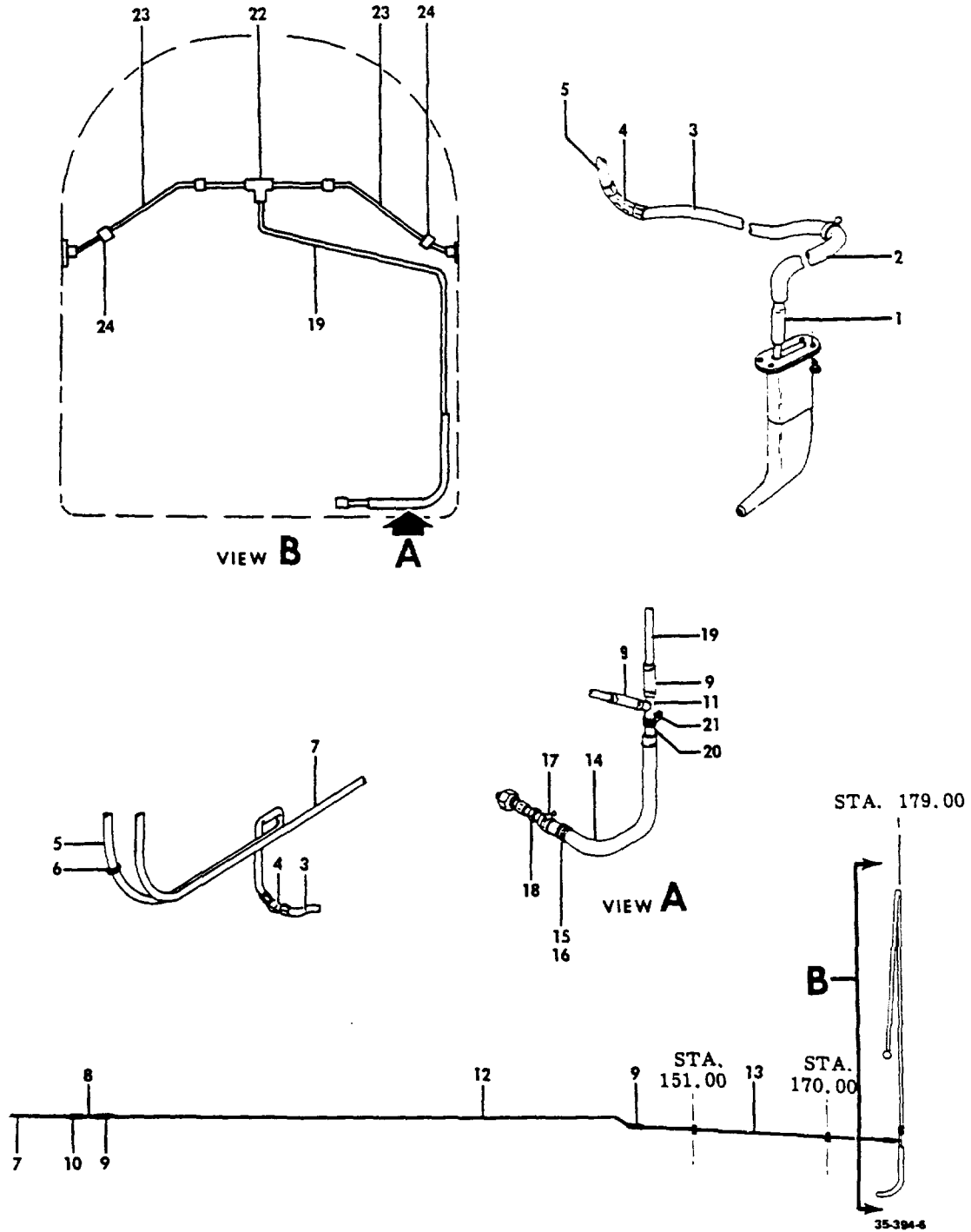
C O D E S O F E F F E C T I V I T Y

1 D-9069 THRU D-9286	2 D-9287 AND AFTER
3 D-9069 THRU D-9587	4 D-9588 AND AFTER
5 D-9069 THRU D-10313	6 D-10314 AND AFTER

B E E C H C R A F T
B O M A N Z A V 3 5 B
I L L U S T R A T E D P A R T S C A T A L O G

FIGURE 394
PITOT AND STATIC SYSTEM

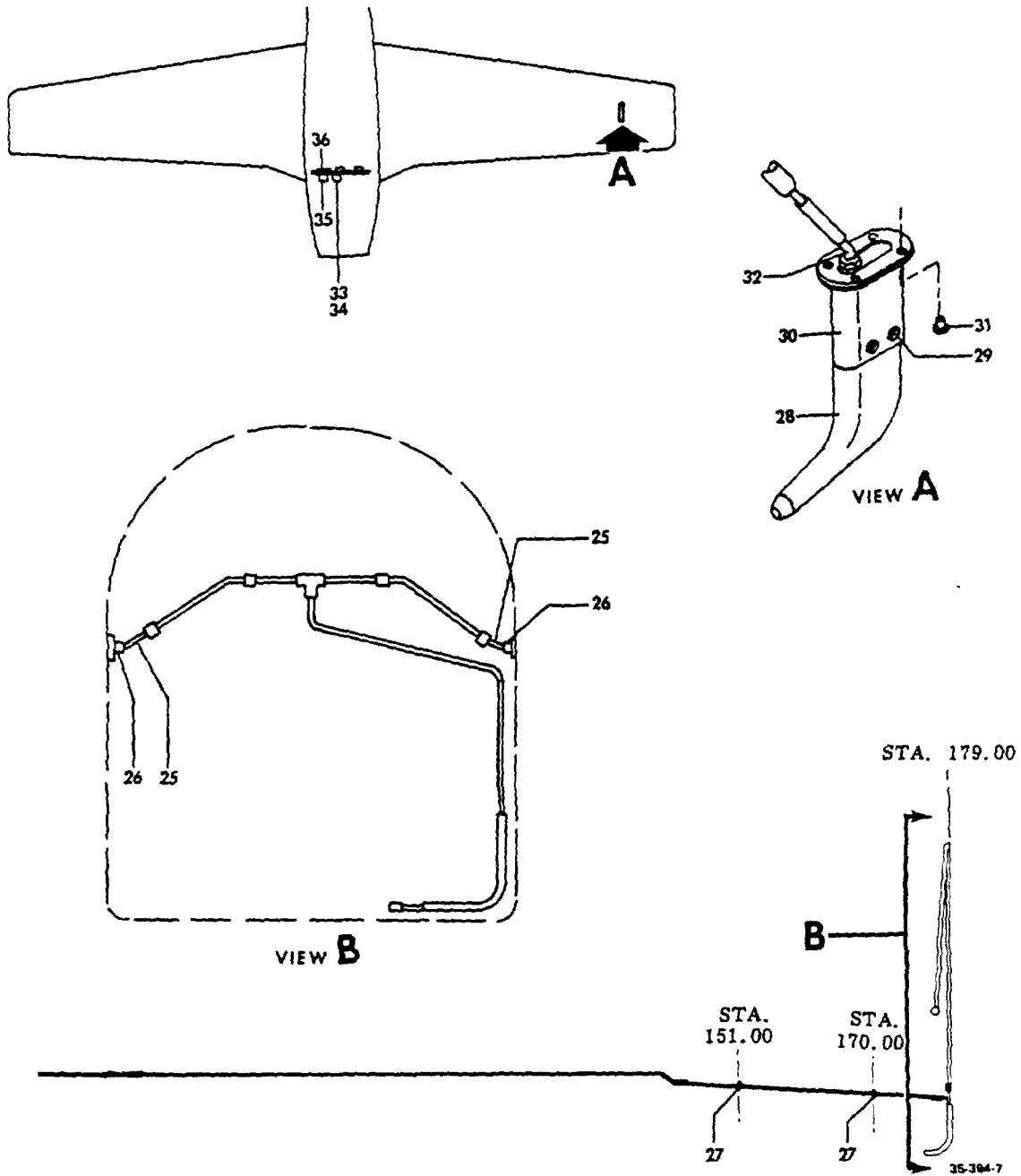
BEECHCRAFT
 BONANZA V358
 ILLUSTRATED PARTS CATALOG



B E E C H C R A F T
B O N A N Z A V 3 5 B
I L L U S T R A T E D P A R T S C A T A L O G

FIG. & INDEX NO.	PART NO.	DESCRIPTION	1	2	3	4	5	6	7	UNITS PER ASSY	USABLE ON CODE
394	- 1	35-324002-81	PITOT & STATIC PLUMBING INSTL							NP	
		35-321117-12	. TUBE ASSY,PITOT							1	
		AN509-8R8	. SCKEW							4	
	- 2	50-320010-6	. HOSE,FLEX /PITOT TUBE/.							1	
		AN995C41-6	. WIRE,PITOT MAST ATTACHING							AR	
		AN737TW22	. CLAMP,HOSE.							2	
	- 3	35-324002-37	. TUBE ASSY							1	
		49246	. BAND,TUBE SUPPORT							1	
		49196	. CLIP,BAND ATTACHING							1	
	- 4	AN621-4D	. ELBOW,PITOT PRESSURE.							1	
	- 5	35-324002-9	. TUBE ASSY,PITOT PRESSURE.							1	
	- 6	MS35489-6	. GROMMET							4	
	- 7	35-324002-107	. TUBE.							1	
	- 8	35-324002-83	. REDUCER							1	
	- 9	106200G6-12	. HOSE.							4	
	- 10	106200G4-12	. HOSE.							1	
	- 11	35-324002-87	. WELD ASSY							1	
	- 12	35-324002-105	. TUBE.							1	1
		35-324002-155	. TUBE.							1	4
	- 13	35-324002-103	. TUBE.							1	1
		62065	. TEE							1	4
	- 14	35-324002-89	. TUBE,DRAIN.							1	
	- 15	49245	. BAND,TUBE SUPPORT							1	
	- 16	49266	. CLIP,BAND ATTACHING							1	
- 17	AN737TW24	. CLAMP							1	1	
- 18	AN807-6D	. ADAPTER							1	1	
	AN929-6	. CAP							1	1	
	130292A8	. CLAMP							1	3	
	AN6-10A	. BOLT.							1	3	
- 19	35-324002-99	. TUBE ASSY,STATIC PRESSURE							1	1	
	35-324002-159	. TUBE ASSY,STATIC PRESSURE							1	4	
	35-324002-7	. HOSE.							1		
- 20	MS21919DG6	. CLAMP							1		
	106200H6-20	. HOSE.							4	3	
	130292A12	. CLAMP							2	3	
- 21	AN743-13	. BRACKET							1		
	MS35207-265	. SCREW							1		
	AN960-10	. WASHER.							1		
	130909N29	. NUT							1		
- 22	AN824-6D	. TEE							1	1	
	264PX1/2	. TEE							1	3	
- 23	35-324002-95	. TUBE ASSY,STATIC PRESSURE /LH & RH/							2	1	
	CO D08892-1	. TUBE ASSY,STATIC PRESSURE /LH & RH/							2	2	
	35-324002-151	. TUBE ASSY,STATIC PRESSURE /LH & RH/							2	3	
- 24	AN919-6D	. REDUCER							2	1	

BEECHCRAFT
 BONANZA V35B
 ILLUSTRATED PARTS CATALOG



B E E C H C R A F T
B O N A N Z A V 3 5 B
I L L U S T R A T E D P A R T S C A T A L O G

FIG. C ITEM NO.	PART NO.	DESCRIPTION	1 2 3 4 5 6 7							UNITS PER ASSY	USABLE ON CODE
			1	2	3	4	5	6	7		
394 - 25	35-324002-125	. TUBE ASSY, STATIC PRESSURE /LM & RH/								2	1
- 26	35-400212	. FITTING, STATIC AIR.								2	1
	96-440012-1	. FITTING, STATIC AIR.								2	3
	49245	. BAND, TUBE SUPPORT								2	
	49266	. CLIP, BAND ATTACHING								2	
- 27	MS35490-11	. GROMMET								2	
	35-361159	HEAD INSTL, HEATED PITOT								NP	
- 28	50-384040-1	. TUBE ASSY, HEATED PITOT.								1	5
	50-384040	. TUBE ASSY, HEATED PITOT.								1	6
		/ATTACHING PARTS/									
- 29	MS24693S224	. SCREW								4	
- 30	35-361108-8	. MAST ASSY, HEATED PITOT.								1	
		/ATTACHING PARTS/									
- 31	AN509-8R8	. SCREW								4	
- 32	35-361109	. TUBE ASSY, HEATED PITOT.								1	
- 33	35-380132-3	. CIRCUIT BREAKER								1	
- 34	MS25082-8	. NUT								2	
	AN936A7163	. WASHER.								1	
- 35	CM10	. CIRCUIT BREAKER, HEATED PITOT POWER.								1	
- 36	35-324192-12	. PLACARD, PITOT HEAT CIRCUIT BREAKER.								1	

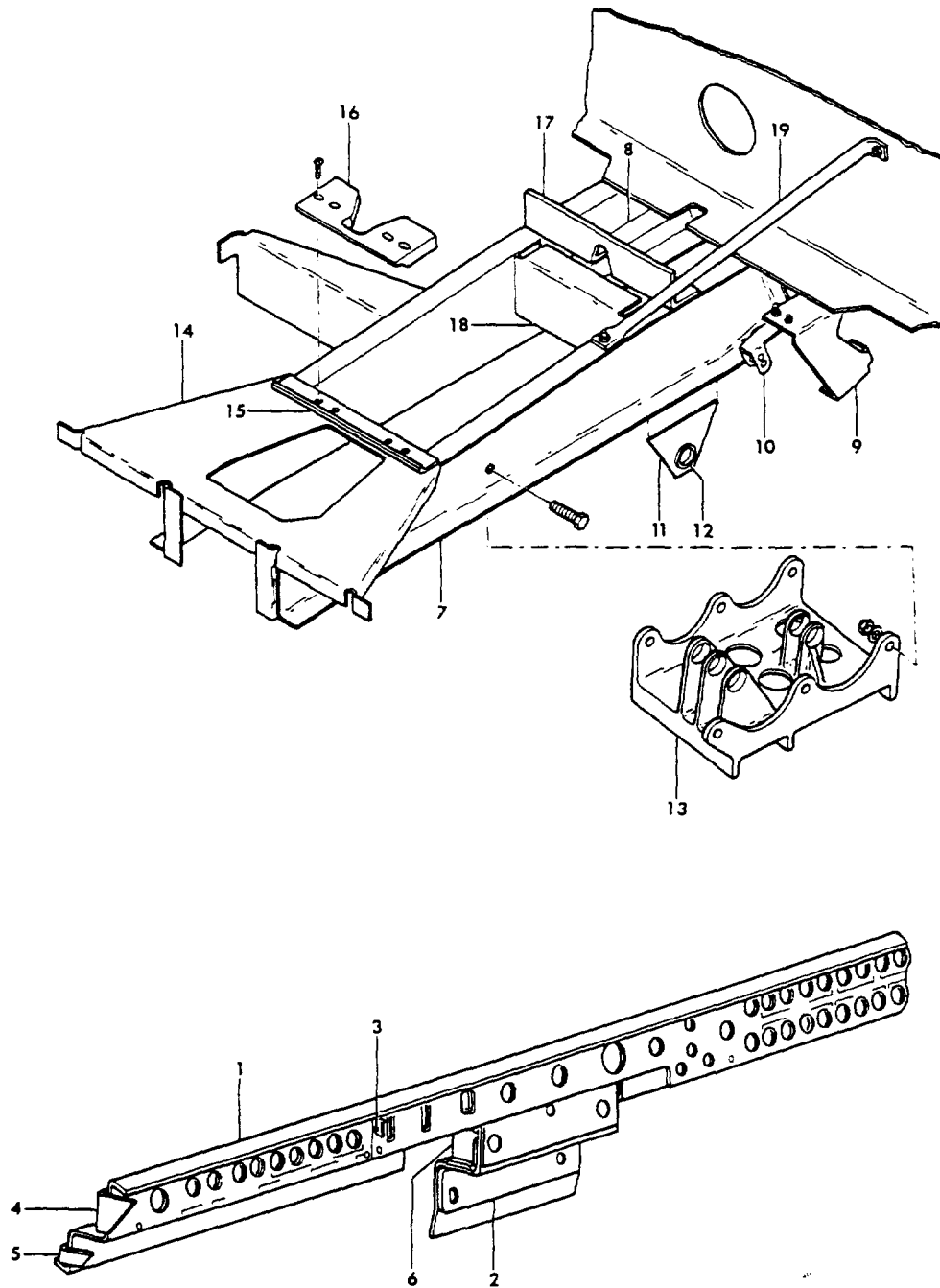
C O D E S O F E F F E C T I V I T Y

1 D-9069 THRU D-9283	2 D-9284 THRU D-9330
3 D-9331 AND AFTER	4 D-9284 AND AFTER
5 D-9069 THRU D-10119, EXCEPT D-10097	6 D-10097, D-10120 AND AFTER

BEECHCRAFT
BONANZA V35B
ILLUSTRATED PARTS CATALOG

FIGURE 395
SUBPANEL

BEECHCRAFT
BOJANZA V35B
ILLUSTRATED PARTS CATALOG

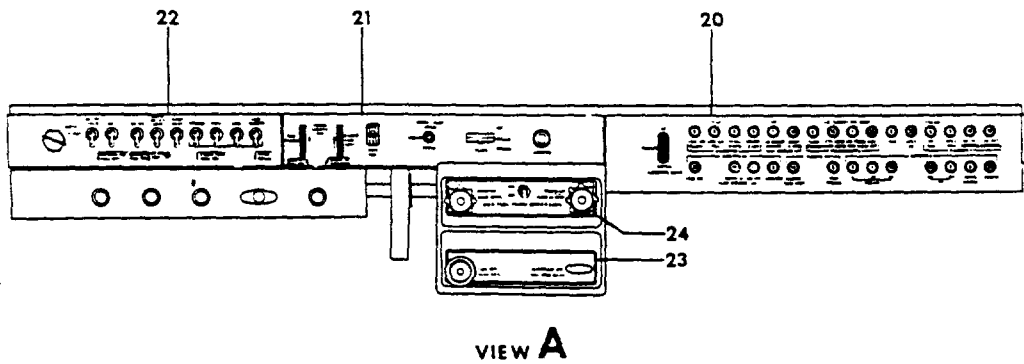
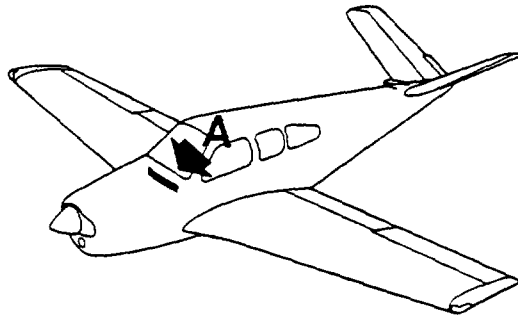


35-395-7

B E E C H C R A F T
B O N A N Z A V 3 5 B
I L L U S T R A T E D P A R T S C A T A L O G

FIG. & INDEX NO.	PART NO.	DESCRIPTION							UNITS PER ASSY	USABLE ON CODE
		1	2	3	4	5	6	7		
395	35-324386-675	PANEL INSTL, FIXED MAIN INSTRUMENT							NP	
- 1	R 35-324465-5	. SUBPANEL ASSY							1	19
	R 35-324465-13	. SUBPANEL ASSY/LANDING GEAR SAFETY SYSTEM/							1	19
	R 35-324465-37	. SUBPANEL ASSY							1	20
	R 35-324465-39	. SUBPANEL ASSY/LANDING GEAR SAFETY SYSTEM/							1	20
	35-324465-1	. SUBPANEL							1	17
	R 35-324465-29	. SUBPANEL							1	21
	R 35-324465-15	. SUBPANEL/LANDING GEAR SAFETY SYSTEM/							1	19
	R 35-324465-45	. SUBPANEL							1	20
	R 35-324465-47	. SUBPANEL/LANDING GEAR SAFETY SYSTEM/							1	20
	K1000-6	. NUTPLATE							12	
- 2	35-324465-23	. PANEL							1	
- 3	35-324467	. BRACKET, RHEOSTAT MOUNTING							4	11
	35-324465-17	. BRACKET, RHEOSTAT MOUNTING							4	10
	35-324465-21	. BRACKET, ALTERNATOR CIRCUIT BREAKER							1	16
- 4	35-324386-91	. BRACKET, LH UPPER							1	
- 5	35-324386-71	. BRACKET, LH LOWER							1	
- 6	35-324386-85	. BRACKET, COLUMN SUPPORT CHANNEL							2	
	35-324386-77	. CHANNEL ASSY, LH CONTROL COLUMN SUPPORT							1	
- 7	35-324386-79	. CHANNEL, LH							1	
	130006A1032	. NUTPLATE							1	
- 8	35-324386-80	. CHANNEL, RH CONTROL COLUMN SUPPORT							1	
	35-324386-81	. BRACKET, ELEVATOR CONTROL CABLE PULLEY							1	17
	35-324386-109	. BRACKET, ELEVATOR CONTROL CABLE PULLEY							1	18
- 9	35-324386-73	. BRACKET, LH SUBPANEL SUPPORT							1	
- 10	35-524554	. BRACKET, LH SUBPANEL SUPPORT							1	
- 11	35-324386-83	. BRACKET, COLUMN SUPPORT SUBPANEL							1	26
- 12	115005-2	. GROMMET							1	26
	36-524072-1	. BEARING ASSY							1	25
- 13	35-524126	. BRACKET, UPPER ELEVATOR CABLE PULLEY							1	
		/ ATTACHING PARTS/								
	130909814	. BOLT							6	
	AN960-10L	. WASHER							6	
	130909N29	. NUT							6	
- 14	35-410265-1	. STIFFENER, COLUMN SUPPORT CHANNEL							1	
- 15	35-524234	. STOP, FWD CONTROL COLUMN							1	
- 16	35-524347-1	. GUIDE, FWD LH CONTROL COLUMN							1	
	35-524347-2	. GUIDE, FWD RH CONTROL COLUMN							1	
- 17	35-324386-107	. STOP, AFT CONTROL COLUMN/ORDER 36-324072-1/							NP	
	36-324072-1	. STOP, AFT CONTROL COLUMN							1	
		/ SPARES FOR 35-324386-107/								
- 18	35-324386-23	. STIFFENER, COLUMN SUPPORT CHANNEL							1	
- 19	35-324386-35	. TUBE, LH COLUMN SUPPORT CHANNEL							1	
		/ ATTACHING PARTS/								
	AN525-10A/M/	. SCREW							2	
	AN960-10	. WASHER							2	
	130909N29	. NUT							2	

BEECHCRAFT
BONANZA V35B
ILLUSTRATED PARTS CATALOG



15-395-2

B E E C H C R A F T
B O N A N Z A V 3 5 B
I L L U S T R A T E D P A R T S C A T A L O G

FIG. & ITEM NO.	PART NO.	DESCRIPTION	UNITS PER ASSY	USABLE ON CODE		
					1	2
395	36-324002-3	PANEL INSTL, INSTRUMENT/STANDARD/	NP	1		
	36-324002-11	PANEL INSTL, INSTRUMENT/OPTIONAL/	NP	1		
	35-324468-3	PANEL INSTL, INSTRUMENT/STANDARD/	NP	2		
		35-324468-9	PANEL INSTL, INSTRUMENT/OPTIONAL/	NP	2	
		36-324003-3	PANEL INSTL, INSTRUMENT/W/O GYROS & PRESS GAGE/	NP	4	
	R	36-324003-1	PANEL INSTL, INSTRUMENT/W/ GYROS & PRESS GAGE/	NP	4	
		36-324023-3	PANEL INSTL, INSTRUMENT/WEDGE LIT -	NP	4	
			W/O GYROS & PRESS GAGE/			
	R	36-324023-1	PANEL INSTL, INSTRUMENT/WEDGE LIT -	NP	4	
			W/ GYROS & PRESS GAGE/			
	R	35-364170-13	EQUIP INSTL, LANDING GEAR SAFETY SYSTEM.	NP		
	R	35-944056	CONTROLS INSTL, ENGINE	NP		
	K	36-360018-3	LIGHT INSTL, POST/W/ GYROS & PRESS GAGE/	NP	15	
		35-380133-13	. PANEL, CIRCUIT BREAKER/EL/RH/	1	6	
		35-380133-25	. PANEL, CIRCUIT BREAKER/EL/RH/	1	7	
		35-380133-23	. PANEL, CIRCUIT BREAKER/EL/RH/	1	8	
		35-380133-45	. PANEL, CIRCUIT BREAKER/EL/RH/	1	9	
		36-380019-1	. PANEL, CIRCUIT BREAKER/EL/RH/	1	3	
		36-380019-5	. PANEL, CIRCUIT BREAKER/EL/RH/	1	12	
		36-380019-9	. PANEL, CIRCUIT BREAKER/EL/RH/	1	14	
	R	36-380019-15	. PANEL, CIRCUIT BREAKER/EL/RH/	1	15	
	R	36-380019-23	. PANEL, CIRCUIT BREAKER/EL/RH	1	5	
			/W/ MAP LIGHT C/B/			
	R	36-380019-33	. PANEL, CIRCUIT BREAKER/EL/RH	1	22	
			/W/O MAP LIGHT C/B/			
	- 20	R 36-380074-1	. PANEL, CIRCUIT BREAKER/EL/RH/	1	20	
	- 21	35-380133-19	. PANEL, CENTER/EL/	1	17	
		R 35-380133-3	. PANEL, CENTER/EL/WEDGE & POST LIT/	1	17	
		R 35-380133-55	. PANEL, CENTER/EL/	1	18	
		R 35-380133-53	. PANEL, CENTER/EL/WEDGE & POST LIT/	1	18	
		R 35-380133-65	. PANEL, CENTER/EL/W/O LANDING GEAR SAFETY SYS/	1	24	
		R 35-380133-63	. PANEL, CENTER/EL/WEDGE & POST LIT/	1	24	
			WITHOUT LANDING GEAR SAFETY SYSTEM			
	35-380133-71	. PANEL, CENTER/EL/VENT BLOWER/	1	25		
	35-380133-61	. PANEL, CENTER/EL/VENT BLOWER/	1	25		
		/WEDGE AND POST LIT/				
- 22	R 35-380126-3	. SWITCH PANEL/EL/LH/	1			
	K 35-944064-1	. PLACARD, LOWER	1			
- 23	R 35-944072-1	. PLACARD, LOWER/LANDING GEAR SAFETY SYSTEM/	1			
- 24	R 35-944065	. PLACARD, UPPER	1			
	R 36-810021-1	BRACKET ASSY, LANDING GEAR SWITCH GUARD.	1	13		
		SEE FIGURE 223 FOR BREAKDOWN				
	R 58-8001-1 S	KIT INFORMATION, LANDING GEAR SWITCH GUARD	1	23		

NOTE SEE FIGURE 354 FOR SWITCHES AND
CIRCUIT BREAKER CALLOUT ON SUBPANEL

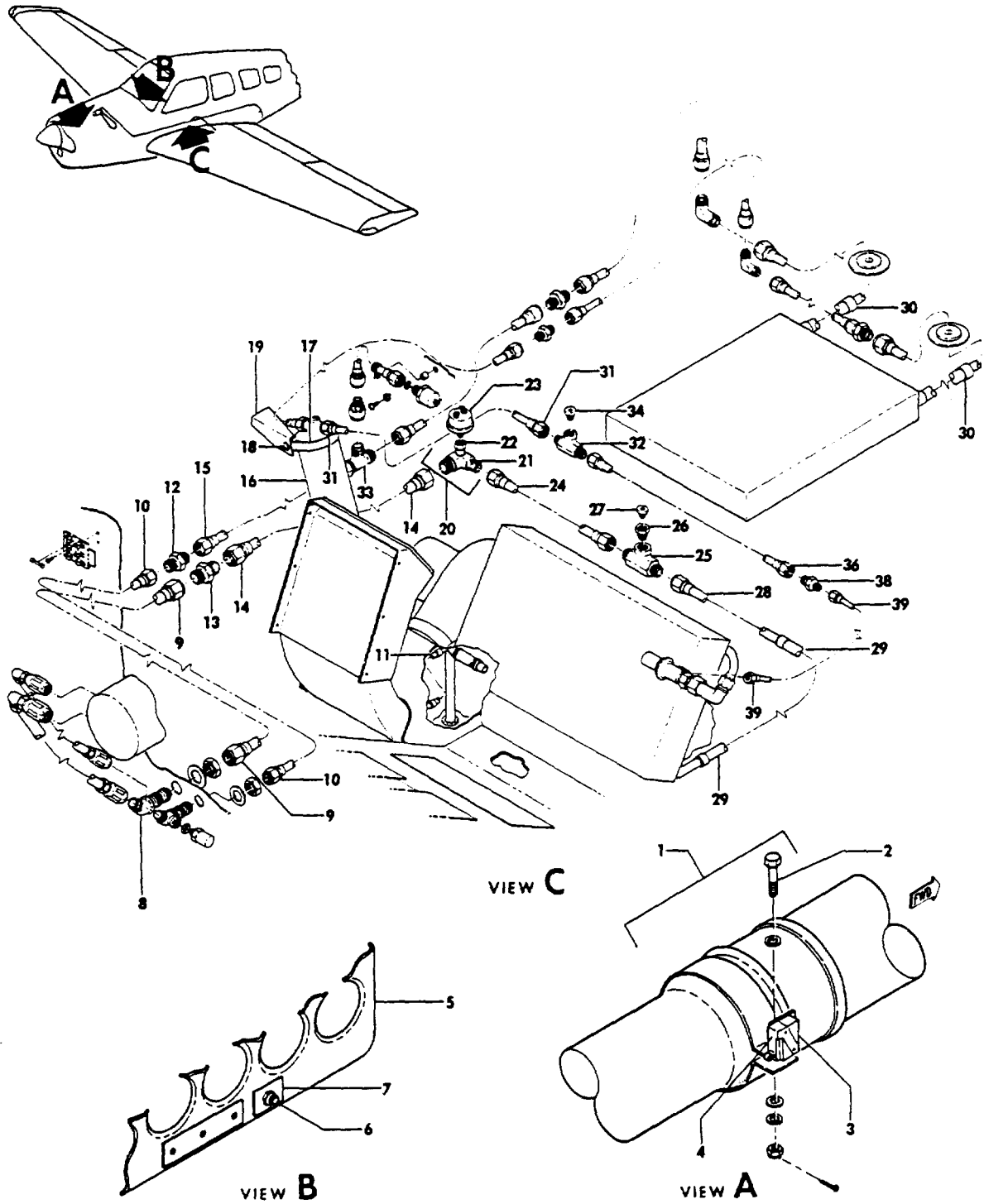
CODES OF EFFECTIVITY

1 D-9069 THRU D-9221	2 D-9222 THRU D-9390
3 D-9391 THRU D-9960	4 D-9391 AND AFTER
5 D-10206 THRU D-10349	6 D-9069 THRU D-9147
7 D-9148 THRU D-9221	8 D-9222 THRU D-9286
9 D-9287 THRU D-9390	10 D-9548 AND AFTER
11 D-9069 THRU D-9547	12 D-9961 THRU D-10029
13 D-10396 AND AFTER	14 D-10030 THRU 10096 D-10098 THRU D-10119
15 D-10097, D-10120 THRU D-10205	16 D-9538 THRU D-9817
17 D-9069 THRU D-10178	18 D-10179 AND AFTER
19 D-9069 THRU D-10353	20 D-10354 AND AFTER
21 D-10179 THRU D-10353	22 D-10248 THRU D-10353
23 D-9069 THRU D-10395	24 D-10383 AND AFTER
25 D-10380 AND AFTER	26 D-9069 THRU D-10379

B E E C H C R A F T
B O N A N Z A V 3 5 B
I L L U S T R A T E D P A R T S C A T A L O G

FIGURE 411
AIR CONDITIONING
D-9787 AND AFTER

BEECHCRAFT
 BONANZA V35B
 ILLUSTRATED PARTS CATALOG

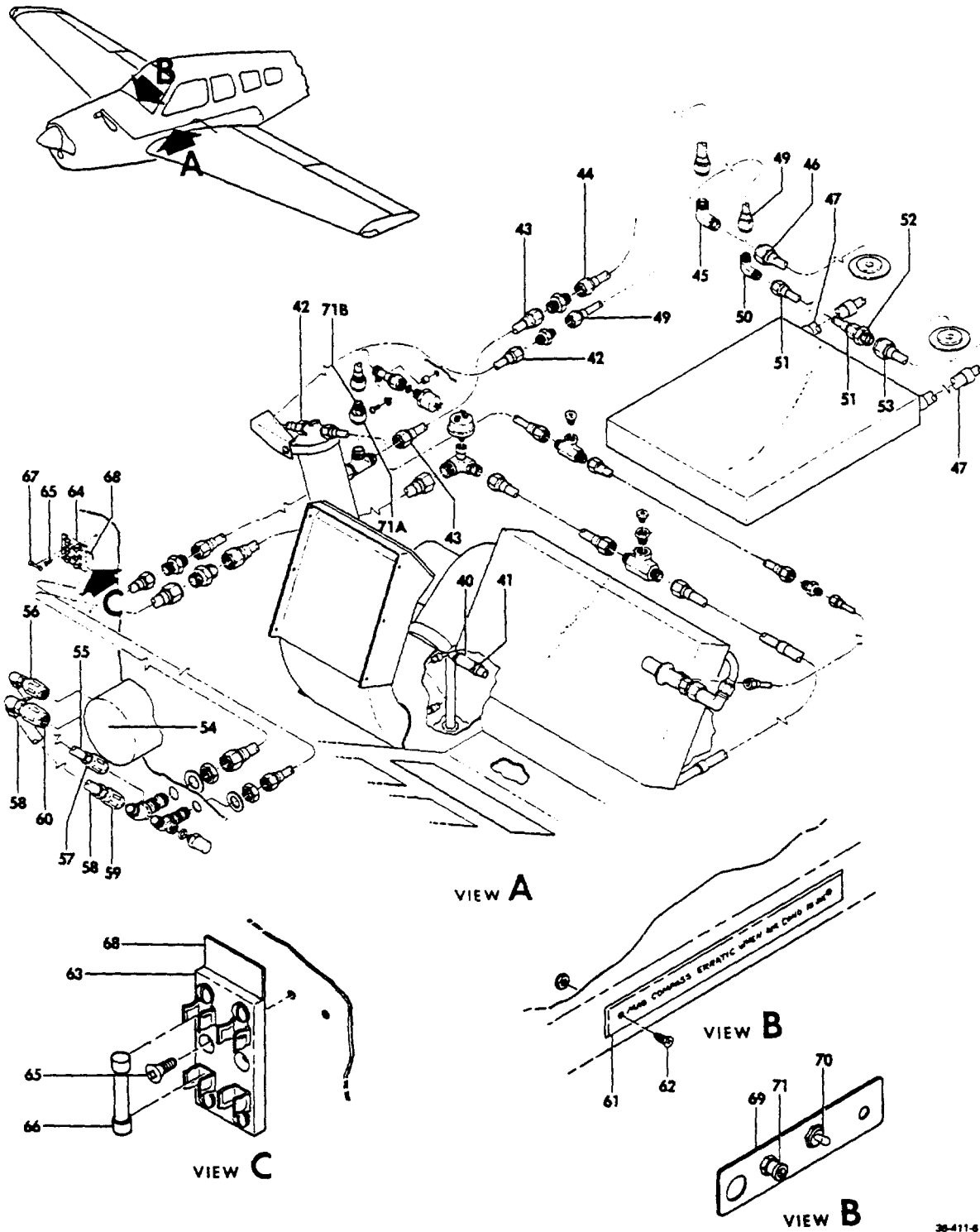


36-411-5

B E E C H C R A F T
B O N A N Z A V 3 5 B
I L L U S T R A T E D P A R T S C A T A L O G

FIG. & INDEX NO.	PART NO.	DESCRIPTION	UNITS PER ASSY							USABLE ON CODE
			1	2	3	4	5	6	7	
411	36-555000-3	AIR CONDITIONING INSTALLATION							NP	11
- 1	36-555000-95	. CLAMP ASSY, THROTTLE LIMIT SWITCH. /ATTACHING PARTS/							1	11
- 2	130909816	. BOLT.							1	
	AN960-10L	. WASHER /INSTALL UNDER HEAD OF BOLT/							1	
	MS17826-3	. NUT							1	
	MS24665-69	. PIN, COTTER.							1	
	36-555000-97	. . CLAMP							1	11
- 3	JV5	. . ACTUATOR.							1	11
- 4	V3-1	. . SWITCH.							1	11
	36-555000-91	. PANEL ASSY, INSTRUMENT							1	15
	36-555000-163	. PANEL ASSY, INSTRUMENT							1	16
- 5	36-555000-87	. PANEL							1	15
	36-555000-161	. PANEL							1	16
- 6	85551R2DSP6	. . LAMP ASSY, INSTRUMENT PANEL.							1	11
	330	. . BULB, LAMP/14 VOLT/.							1	5
	327	. . BULB, LAMP/28 VOLT/.							1	6
- 7	36-555030-1	. PLACARD, IDENTIFICATION.							1	11
- 8	AN837-10	. ELBOW							1	11
	AN960-1416	. WASHER							1	11
	AN924-100	. NUT							2	11
- 9	36-555000-37	. TUBE ASSY							1	11
- 10	36-555000-5	. TUBE ASSY							1	11
- 11	36-555000-75	. TUBING.							1	11
	130292A6	. CLAMP							2	11
- 12	AN815-8D	. UNION							1	11
- 13	AN815-10D	. UNION							1	11
- 14	36-555000-33	. TUBE ASSY							1	11
- 15	36-555000-53	. TUBE ASSY							1	11
	36-555022-1	. DEHYDRATOR INSTL, AIR CONDITIONING							NP	11
- 16	90-384019-1	. . DRYER AND SIGHT GAGE RECEIVER /ATTACHING PARTS/							1	11
- 17	MS21919DG40	. . CLAMP							2	
- 18	MS35207-263	. . SCREW							2	
	AN960-10L	. . WASHER.							2	
	MS21047-3	. . NUT							1	
	MS21047L3K	. . NUTPLATE.							1	
- 19	36-555022-3	. . BRACKET							1	11
- 20	36-555027-3	. . ADAPTER ASSY, LOW PRESSURE LIMIT							1	11
- 21	0-1664	. . ELBOW							1	11
- 22	AN912-1D	. . BUSHING							1	11
- 23	M4008-7	. . SWITCH, LOW PRESSURE LIMIT							1	11
- 24	36-555000-31	. TUBE ASSY							1	11
- 25	808TX	. TEE							1	11
- 26	AN912-2D	. REDUCER							1	11
- 27	AVU45	. VALVE, SERVICE							1	11
- 28	36-555000-115	. TUBE ASSY							1	11
	AN919-15D	. REDUCER							1	11
	411-10D	. FITTING							1	11
- 29	36-555000-117	. HOSE ASSY							1	11
	36-555000-119	. . HOSE.							1	11
	411-10D	. . FITTING							1	11
- 30	AN737TW26-30	. CLAMP							6	11
- 31	36-555000-25	. TUBE ASSY							1	11
- 32	608TX-S	. TEE							1	11
- 33	AN824-8D	. TEE							1	11
- 34	AVU45	. VALVE, SERVICE							1	11
- 35		. DELETED								
- 36	330996-6-0202	. HOSE ASSY							1	11
- 37		. DELETED								
- 38	AN919-6D	. REDUCER							1	11
- 39	36-555000-63	. TUBE ASSY							1	11

BEECHCRAFT
 BONANZA V35B
 ILLUSTRATED PARTS CATALOG

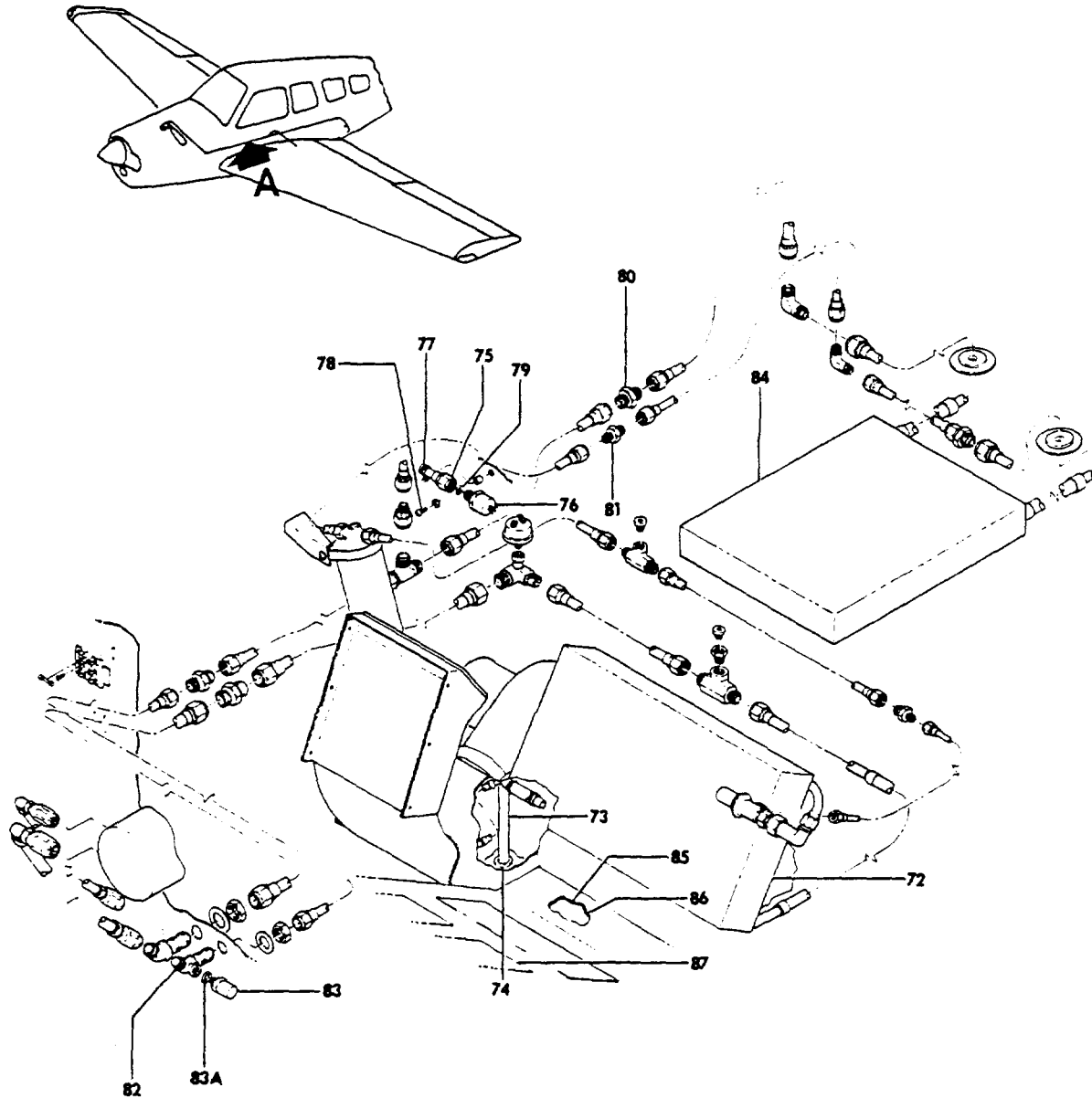


36-411-6

B E E C H C R A F T
B O N A N Z A V 3 5 B
I L L U S T R A T E D P A R T S C A T A L O G

FIG. & INDEX NO.	PART NO.	DESCRIPTION	UNITS PER ASSY	USABLE ON CODE
		1 2 3 4 5 6 7		
411 - 40	131152-7-00-02	. TUBING	1	11
- 41	130292A10	. CLAMP	2	11
- 42	36-555000-21	. TUBE ASSY	1	11
- 43	36-555000-11	. TUBE ASSY	1	11
- 44	36-555000-13	. TUBE ASSY	1	11
- 45	AN821-80	. ELBOW	1	11
- 46	36-555000-105	. TUBE ASSY	1	11
- 47	36-555000-109	. HOSE ASSY	2	11
	36-555000-111	. HOSE	1	11
	411-10D	. FITTING	1	11
	AN919-15D	. REDUCER	1	11
	AN919-14D	. REDUCER	1	3
	AN919-15D	. REDUCER	1	4
- 48		. DELETED		
- 49	36-555000-19	. TUBE ASSY	1	11
- 50	AN821-6D	. ELBOW	1	11
- 51	36-555000-113	. TUBE ASSY	1	3
	36-555000-35	. TUBE ASSY	1	4
- 52	AN919-12D	. REDUCER	1	4
- 53	36-555000-107	. TUBE ASSY	1	4
- 54	36-555012-1	. COMPRESSOR INSTL,AIR CONDITIONING	NP	11
	R 102-389006-3	. COMPRESSOR ASSY/14 VOLT/	1	5
		/SEE FIGURE 425 FOR BREAKDOWN/		
	R 102-389006-9	. COMPRESSOR ASSY/28 VOLT/	1	6
		/NO BREAKDOWN FOR 102-389006-9/		
- 55	36-555000-157	. HOSE ASSY	1	6
	36-555000-147	. HOSE ASSY	1	5
	36-555000-159	. HOSE	1	6
	36-555000-149	. HOSE	1	5
- 56	190296-8S	. FITTING	1	11
- 57	411-8S	. FITTING	1	11
- 58	36-555000-153	. HOSE ASSY	1	6
	36-555000-143	. HOSE ASSY	1	5
	36-555000-155	. HOSE	1	6
	36-555000-145	. HOSE	1	5
- 59	411-10S	. FITTING	1	11
	19029-8S	. FITTING	1	11
- 60	19029-10S	. FITTING	1	11
- 61	36-530107-5	. PLATE,STANDBY COMPASS INSTRUCTION	1	11
		/ATTACHING PARTS/		
- 62	MS246938828	. SCREW	2	
	MS203650632	. NUT	2	
	IN1199A	. DIODE	1	6
	36-555000-151	. SUPPORT	1	6
- 63	4522	. FUSE BLOCK	1	1
- 64	4532	. FUSE BLOCK	1	2
		/ATTACHING PARTS/		
- 65	MS24693S27	. SCREW	2	
	MS210-7LD6K	. NUTPLATE	3	
- 66	AGC5	. FUSE	2	1
- 67	AGC10	. FUSE	3	2
	MAM 8A2	. PLACARD/CENTER OF 2ND WINDOW/	1	8
- 68	36-364028-11	. PLACARD/COMPRESSOR,SPAR & COURTESY LIGHT ID/	1	11
- 69	36-555023-1	. PLACARD,ENGINE CONTROLS & A/C IDENTIFICATION.	1	11
	36-555023-9	. PLACARD,ENGINE CONTROLS & A/C IDENTIFICATION.	1	11
- 70	MS27406-1	. SWITCH/14 VOLT/	1	5
	MS27407-1	. SWITCH/28 VOLT/	1	6
- 71	MS24510-30	. CIRCUIT BREAKER/14 VOLT/	1	5
	435-210-104	. CIRCUIT BREAKER	1	6
	36-555033-1	. CABLE GUIDE ASSY	1	11
	AN818-8D	. NUT	11	11
	8-6TRTX-0	. REDUCER	1	

BEECHCRAFT
BONANZA V35B
ILLUSTRATED PARTS CATALOG



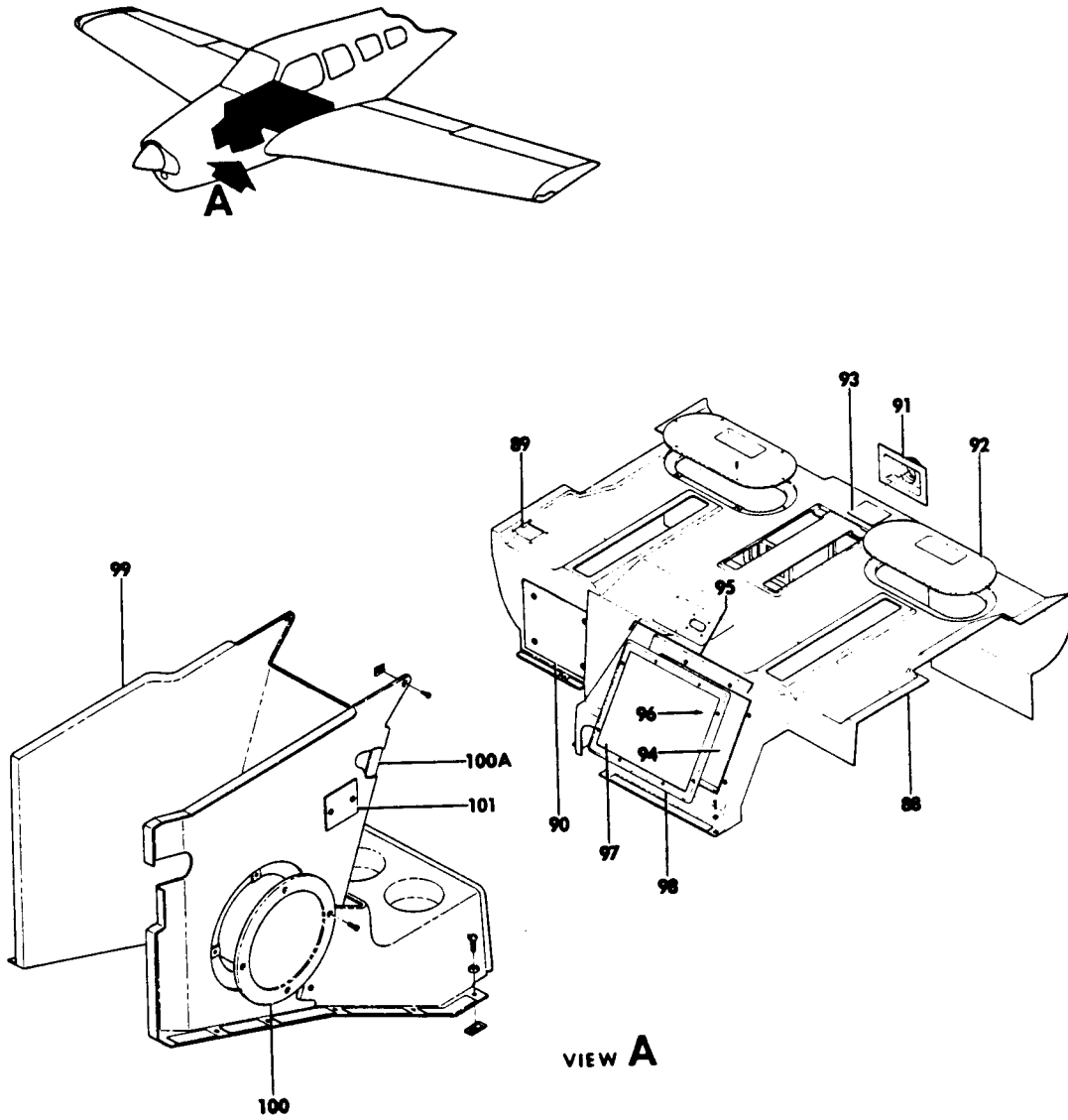
VIEW A

36-411-7

B E E C H C R A F T
B O N A N Z A V 3 5 0
I L L U S T R A T E D P A R T S C A T A L O G

FIG. & INDEX NO.	PART NO.	DESCRIPTION	UNITS PER ASSY	USABLE ON CODE
411 - 72	36-555013-1	. EVAPORATOR INSTL,AIR CONDITIONING	MP	11
NOTE /SEE FIGURE 427 FOR BREAKDOWN/				
- 73	36-555000-67	. TUBE ASSY,DRAIN /WELDED/	1	11
- 74	MS35489-14	. GROMMET	1	11
- 75	36-555000-81	. TUBE ASSY	1	11
- 76	101-380002-9	. SWITCH,HIGH PRESSURE SAFETY	1	11
	TNR11720	. RELAY,TIME DELAY	1	14
	S-4	. CONNECTOR,SPADE	1	14
	102-555000-5	. BRACKET	1	14
		/ATTACHING PARTS/		
	MS35206-233	. SCREW	2	14
	AN960PD6L	. WASHER	2	14
	MS21042L06	. NUT	2	14
- 77	MS219190G6	. CLAMP	1	11
		/ATTACHING PARTS/		
- 78	MS35207-261	. SCREW	1	
	AN960-10	. WASHER	1	
	NAS1329H3K08L	. RIVNUT	1	
	NAS43DD3-20	. SPACER	1	
- 79	C147-7-3-6	. O RING	1	11
- 80	AN815-80	. UNION	4	11
- 81	AN815-60	. UNION	2	11
- 82	36-555026-1	. ADAPTER ASSY,PRESSURE RELIEF VALVE	1	11
	36-555026-3	. . ELBOW	1	11
	36-555032-1	. . BOSS /ALTERNATE FOR 249233/	1	11
	249233	. . BOSS /ALTERNATE FOR 36-555032-1/	1	11
	36-555000-121	. ADAPTER ASSY,PRESSURE RELIEF VALVE	1	9
	AN924-8	. NUT	1	11
	AN960-1216	. WASHER	1	11
- 83	P25-349A450	. VALVE,PRESSURE RELIEF	1	11
		/USE WITH 36-555000-121 ADAPTER ASSY/		
- 83A	MS28775-011	. O RING	1	11
- 84	36-555010-1	. CONDENSER INSTL,AIR CONDITIONING	MP	11
		/SEE FIGURE 426 FOR BREAKDOWN/		
	36-555000-65	. DOUBLER	2	11
	MS35489-15	. GROMMET	2	11
	35-415417-131	. FLOORBOARD ASSY	1	12
	35-415417-133	. FLOORBOARD ASSY	1	13
	35-415417-135	. FLOORBOARD ASSY	1	14
	36-530106-1	. SPAR COVER & CARPET INSTL,CABIN FLOOR A/C	MP	11
	36-530106-5	. . CARPET ASSY,FWD LH	1	1
- 85	36-530106-17	. . CARPET ASSY,FWD LH	1	2
	36-530106-9	. . CARPET ASSY,FWD RH	1	1
	36-530106-19	. . CARPET ASSY,FWD RH	1	2
- 86	36-530106-7	. . . PAD,LH	1	1
	36-530106-11	. . . PAD,RH	1	1
- 87	35-534305-55	. . . BOOT ASSY,HALF/WITH A/C/	8	11

BEECHCRAFT
BONANZA V35B
ILLUSTRATED PARTS CATALOG

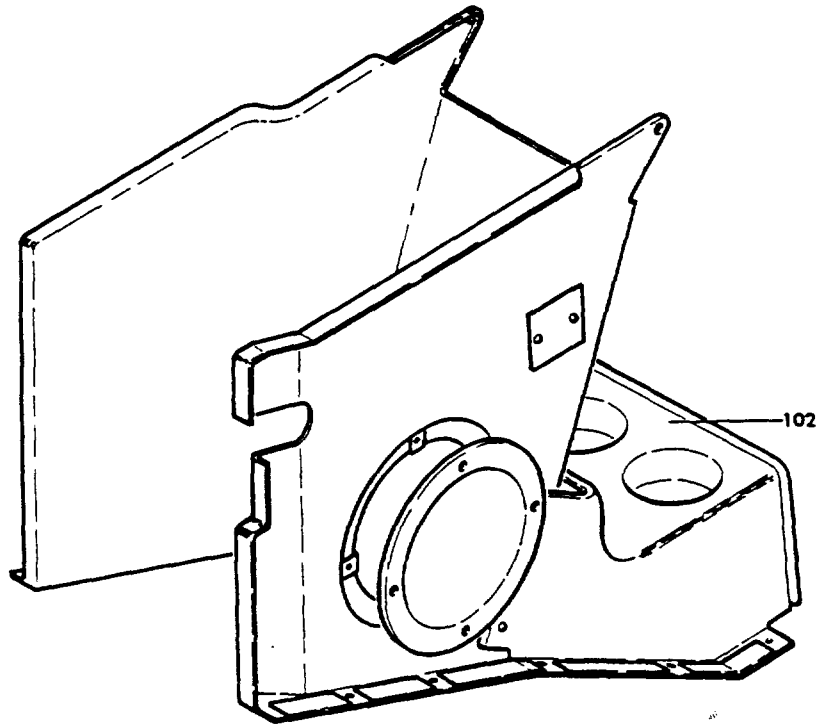
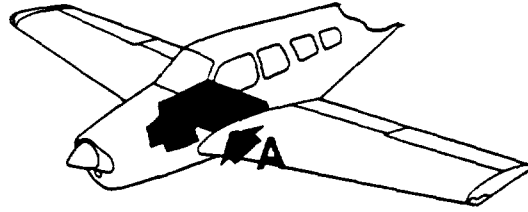


35-411-10

B E E C H C R A F T
B O N A N Z A V 3 5 B
I L L U S T R A T E D P A R T S C A T A L O G

FIG. & INDEX NO.	PART NO.	DESCRIPTION						UNITS PER ASSY	USABLE ON CODE	
		1	2	3	4	5	6			7
411	35-534470-1	NP	11
	35-534470-27	NP	7
- 88	35-534470-3	1	11
	35-534470-23	1	10
	35-534470-29	1	7
	/ATTACHING PARTS/									
	NAS384-6-12P	12	
	NAS39186P	12	
- 89	35-534470-3	1	11
	35-534470-11	1	11
	35-534470-9	4	11
- 90	35-534470-21	1	11
	/ATTACHING PARTS/									
	NAS384-6-12P	4	
	A1793-6Z3	4	
- 91	58-530157-1	1	11
- 92	58-530158-1	2	11
	58-530158-3	1	11
- 93	58-530191-1	1	11
- 94	35-534470-19	1	11
- 95	35-534470-13	1	11
	/ATTACHING PARTS/									
- 96	MS246938830	8	
	6	8	
- 97	35-534470-17	1	11
- 98	35-534470-15	1	11
	36-530098-17	NP	11
- 99	36-530098-19	1	11
	36-530098-5	1	11
	35-534470-25	1	10
	35-534470-31	1	7
	/ATTACHING PARTS/									
	NAS384-6-16P	4	
	NAS384-6-12P	5	
	NAS384-6-6P	2	
	NAS39186P	9	
	A1784-6Z1	4	
-100	36-530098-7	1	11
	/ATTACHING PARTS/									
	NAS384-6-6P	4	
	A1793-6Z3	4	
-100A	36-530098-21	2	11
-101	35-910296-1	1	11
	/ATTACHING PARTS/									
	AN530-6R6	2	

BEECHCRAFT
BONANZA V35B
ILLUSTRATED PARTS CATALOG



VIEW A

35-411-15

B E E C H C R A F T
B O N A N Z A V 3 5 8
I L L U S T R A T E D P A R T S C A T A L O G

FIG. & ITEM NO.	PART NO.	1	2	3	4	5	6	7	DESCRIPTION	UNITS PER ASSY	USABLE ON CODE
411 -102	35-534472-1	COVER INSTL,PILOT FLOOR/WITH A/C/	NP	11
	35-534472-3	COVER ASSY.	1	11
	NAS384-6-12P	/ATTACHING PARTS/ SCREW	4	4
	NAS384-8-12P	SCREW	6	
	NAS391-8P	WASHER	6	
	A8580-823	NUTPLATE	6	
	35-534472-5	COVER	1	11
	35-534472-7	WINDLACE	AR	11
	002-361013-47	SWITCH ASSY/ON LH LANDING GEAR, FOR A/C. COMPRESSOR SHUT OFF/	1	6
	MS25008-1	SWITCH/MS25008-1 REPLACES BX3AT SWITCH/	1	6
	MCD2711	ACTUATOR/MCD2711 REPLACES AN3186-2/	1	6
	36-810015-5	KNEE ASSY	1	6
	002-361013-53	LINK ASSY	1	6

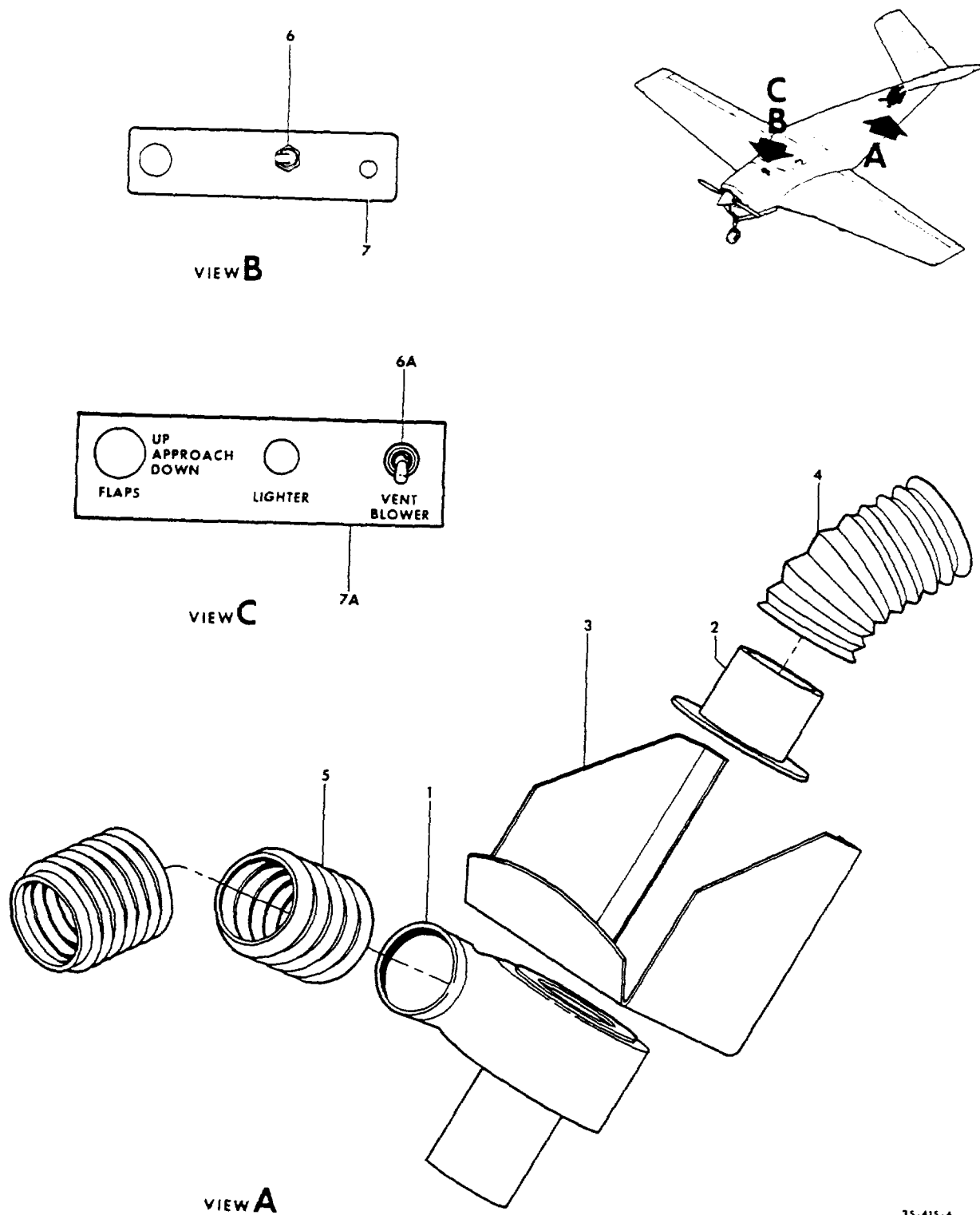
C O D E S O F E F F E C T I V I T Y

1 D-9787 THRU D-9817	2 D-9818 AND AFTER
3 D-9806 AND AFTER	4 D-9787 THRU D-9805
5 D-9787 THRU D-10119 EXCEPT D-10097	6 D-10097 D-10120 AND AFTER
7 D-10084, D-10115 AND AFTER	8 D-10069 AND AFTER
9 D-9971 AND AFTER	10 D-9971 THRU D-10114 EXCEPT D-10084
11 D-9787 AND AFTER	12 D-10084, D-10115 THRU D-10256
13 D-10257 AND AFTER	14 DELETED
15 D-9781 THRU D-10353	16 D-10354 AND AFTER

B E E C H C R A F T
B O M A N Z A V 3 5 B
I L L U S T R A T E D P A R T S C A T A L O G

FIGURE 415
FRESH AIR BLOWER
0-10348, D-10364 AND AFTER

BEECHCRAFT
BONANZA V35B
ILLUSTRATED PARTS CATALOG



35-415-4

B E E C H C R A F T
B O M A N Z A V 3 5 8
I L L U S T R A T E D P A R T S C A T A L O G

FIG. & INDEX NO.	PART NO.	1	2	3	4	5	6	7	DESCRIPTION	UNITS PER ASSY	USABLE ON CODE
415	R 36-550054-3								BLOWER INSTL,FRESH AIR CABIN.	NP	1
- 1	R 169-380096-5								. BLOWER ASSY	1	1
- 2	R 169-554021-5								. ADAPTER	1	1
- 3	R 36-550056-1								. BRACKET	1	1
- 4	R 111716AY6XX40								. DUCT.	1	1
	R AN737TW107								/ATTACHING PARTS/ . CLAMP	2	
- 5	R 111716AY6XX33								. DUCT.	1	1
	R AN737TW107								/ATTACHING PARTS/ . CLAMP	2	
- 6	R 7270-5-10								. CIRCUIT BREAKER	1	2
- 6A	35-380132-33								. SWITCH,CIRCUIT BREAKER.	1	3
- 7	R 36-555023-13								. CIRCUIT BREAKER	1	2
- 7A	35-380133-71								. PANEL,EL/VENT AIR & A/C/.	1	3

C O D E S O F E F F E C T I V I T Y

1	D-10348, D-10364 AND AFTER	2	D-10348, D-10364 THRU D-10389
3	D-10390 AND AFTER		

B E E C H C R A F T
B O N A N Z A V 3 5 B
I L L U S T R A T E D P A R T S C A T A L O G

FIGURE 417
AIR DUCTS

BEECHCRAFT
BONANZA V35B
ILLUSTRATED PARTS CATALOG

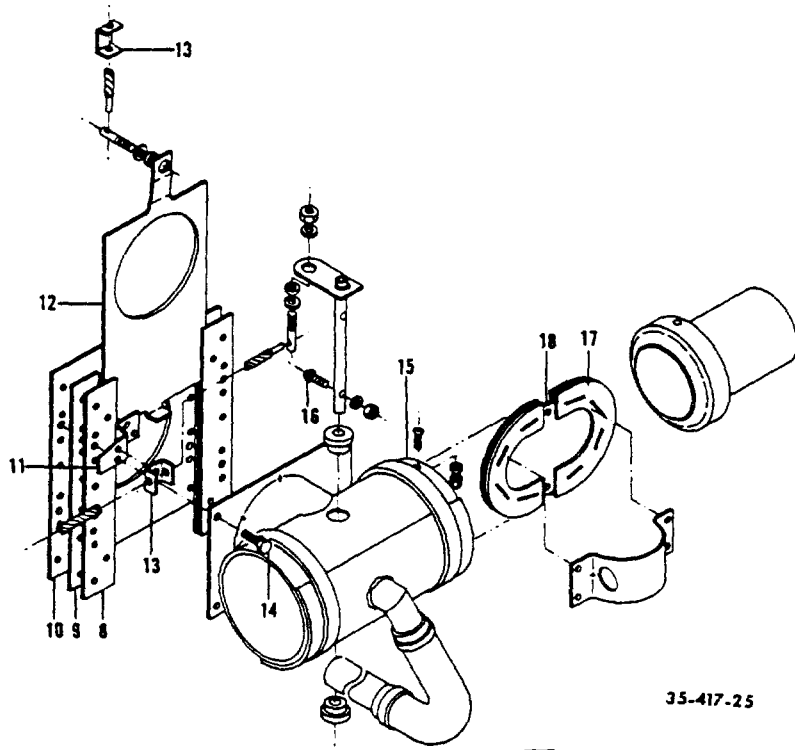
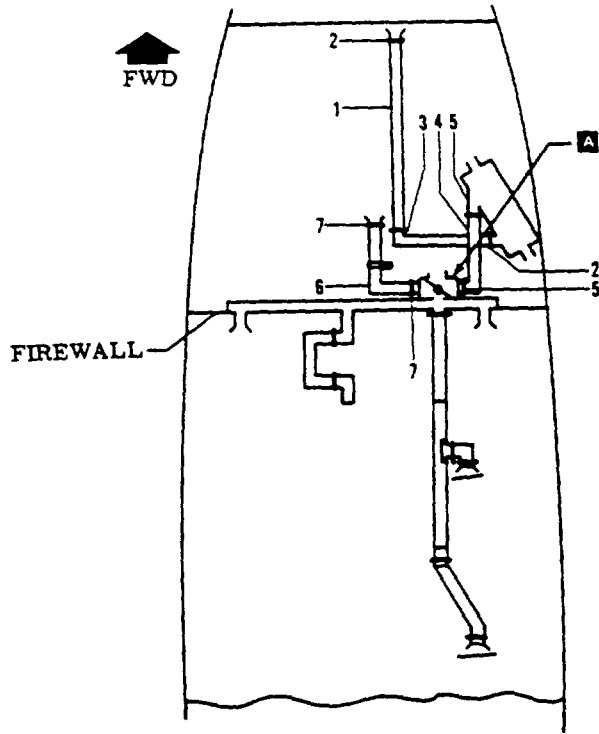
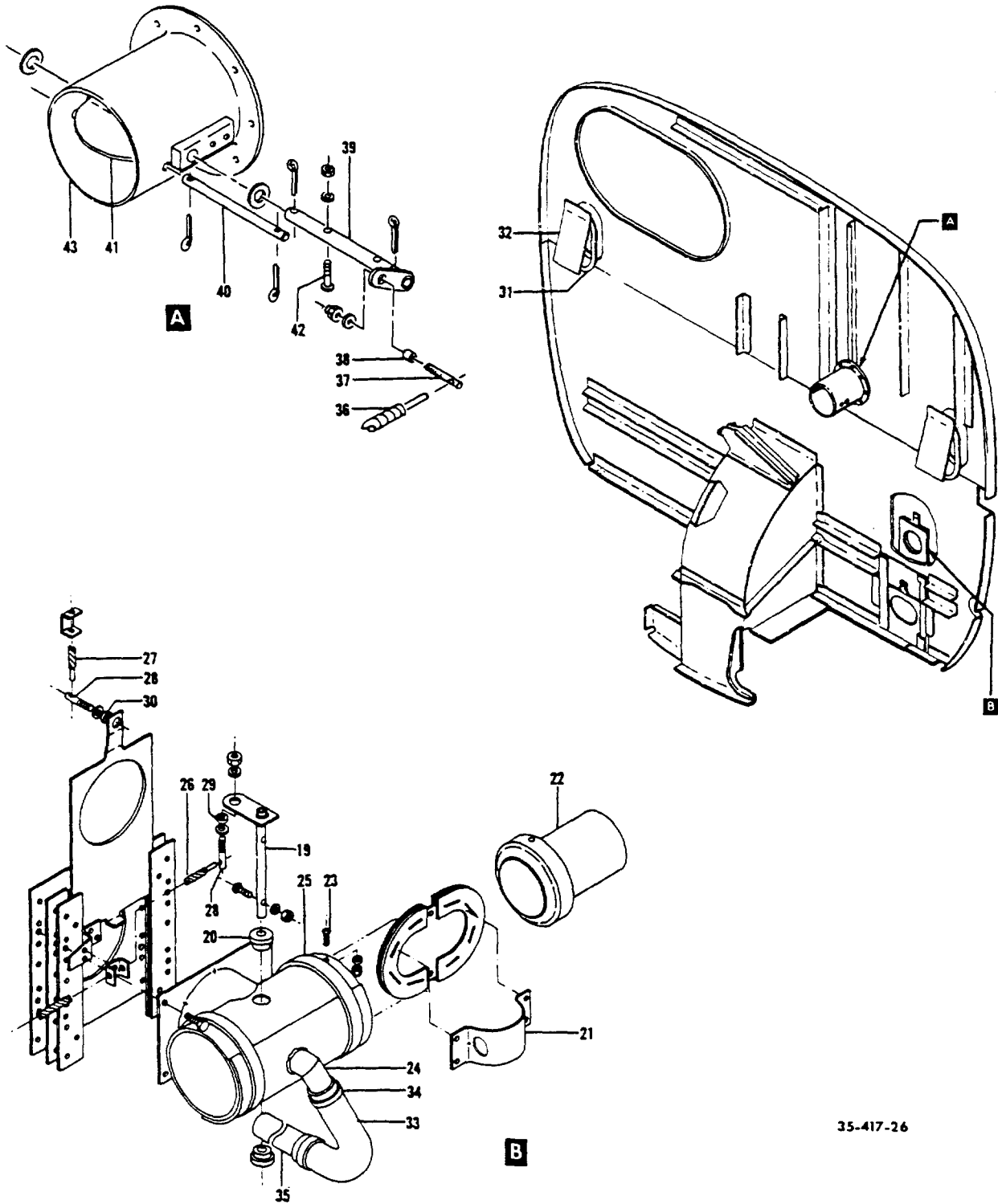


FIGURE 417-AIR DUCTS
/SHEET 1 OF 8 SHEETS/

B E E C H C R A F T
 BONANZA V35B
 I L L U S T R A T E D P A R T S C A T A L O G

FIG. & INDEX NO.	PART NO.	DESCRIPTION	UNITS PER ASSY							USABLE UN CODE	
			1	2	3	4	5	6	7		
417	35-550115	HEAT & VENT INSTL /WITHOUT TURBOCHARGED ENGINE/								NP	
	35-550115-109	HEAT & VENT INSTL /WITH TURBOCHARGED ENGINE/								NP	
- 1	115167DXX121323	. DUCT,HEATER /WITHOUT TURBOCHARGED ENGINE/								1	
	115167DXX121443	. DUCT,HEATER /WITH TURBOCHARGED ENGINE/								1	
- 2	105798-13	. CLAMP								2	
- 3	MS21919-48	. CLAMP /USE WITH 115167DXX121323/ /ATTACHING PARTS/								1	
	130909814	. BOLT								1	
	1006960-2L016	. BUSHING								1	
	AN960-10L	. WASHER								1	
	130909N29	. NUT								1	
	AN735D48	. CLAMP /USE WITH 115167DXX121443/ /ATTACHING PARTS/								2	
	AN515-8R10	. SCREW								2	
	AN960-8	. WASHER								2	
	MAS1329A08K75	. RIVNUT								2	
- 4	35-550115-149	. DUCT,HEATER TO MIXER VALVE. /WITHOUT TURBOCHARGED ENGINE/								1	
	35-550115-153	. DUCT,HEATER TO MIXER VALVE. /WITH TURBOCHARGED ENGINE/								1	
- 5	AN737TW98-114	. CLAMP								2	
- 6	115167DXX081343	. DUCT,COLD AIR								1	
- 7	105798-7	. CLAMP								2	
	MS21919-48	. CLAMP								1	
	35-550115-37	. BRACKET,CLAMP ATTACHING								1	
	35-550115-1	. PLATE ASSY,FIREWALL SHUT OFF VALVE.								1	
- 8	35-550115-3	. GUIDE,SHUT OFF VALVE.								2	
- 9	35-550115-5	. SPACER								2	
- 10	35-550115-7	. PLATE								1	
- 11	35-550115-67	. BRACKET								1	
- 12	35-550115-55	. VALVE,FIREWALL SHUT OFF								1	
- 13	169-910028-13	. CLIP								2	
	35-550115-85	. VALVE ASSY,MIXER/WITHOUT TURBOCHARGED ENGINE/								1	
	35-550115-127	. VALVE ASSY,MIXER /WITH TURBOCHARGED ENGINE/ /ATTACHING PARTS/								1	
- 14	AN3	. BOLT								4	
	AN960-10	. WASHER								4	
- 15	35-550115-87	. BODY ASSY,VALVE								1	
	35-550115-97	. BUTTERFLY ASSY. /ATTACHING PARTS/								1	
- 16	AN515-440	. SCREW								2	
	AN960-4L	. WASHER								2	
	MS21042L04	. NUT								2	
- 17	35-550115-39	. SEAL								4	
- 18	35-550115-107	. BUTTERFLY								1	

BEECHCRAFT
 BONANZA V35B
 ILLUSTRATED PARTS CATALOG



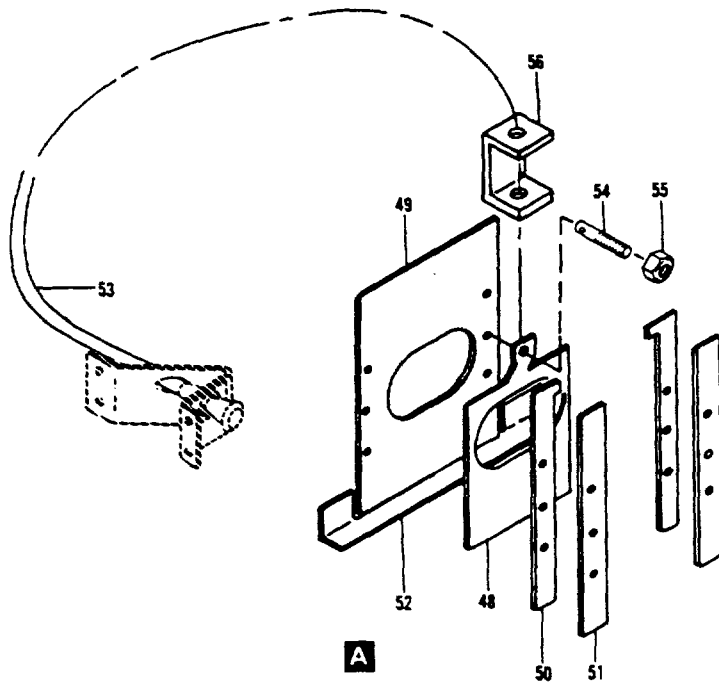
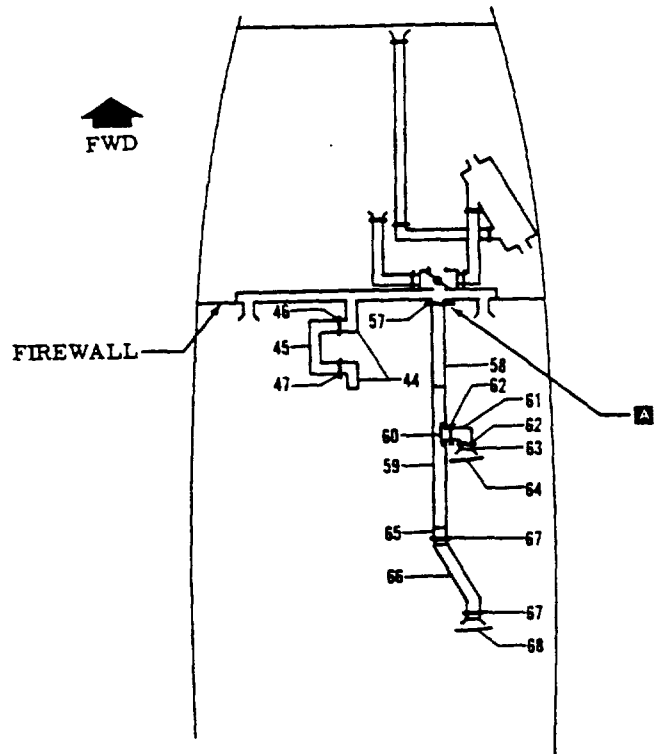
35-417-26

FIGURE 417-AIR DUCTS
 /SHEET 2 OF 8 SHEETS/

B E E C H C R A F T
B O N A N Z A V 3 5 8
I L L U S T R A T E D P A R T S C A T A L O G

FIG. & INDEX NO.	PART NO.	DESCRIPTION	UNITS PER ASSY	USABLE ON CODE
		1 2 3 4 5 6 7		
417 - 19	35-550115-23	. . SHAFT ASSY,BUTTERFLY VALVE.	1	
- 20	NAS557-4A	. . GROMMET	2	
- 21	35-554039	. . VALVE,BLEED AIR SHUT OFF.	1	
- 22	35-550115-89	. . END ASSY.	1	
		/ATTACHING PARTS/		
- 23	AN515-8	. . SCREW	3	
	AN960-8	. . WASHER.	3	
	130909N28	. . NUT	3	
- 24	35-550115-83	. . TUBE ASSY,BLEED AIR	1	
		/WITHOUT TURBOCHARGED ENGINE/		
	35-550115-125	. . TUBE ASSY,BLEED AIR	1	
		/WITH TURBOCHARGED ENGINE/		
- 25	AN737TW98-114	. . CLAMP	2	
	35-550115-143	. . GASKET.	1	
- 26	35-380051-25	. . CONTROL,MIXER VALVE	1	
- 27	169-380005-11	. . CONTROL,FIREWALL SHUT OFF VALVE	1	
		/ATTACHING PARTS/		
- 28	35-550520	. . PIN	1	
- 29	10293354ZJ0093	. . SPACER.	1	
- 30	10293354ZJ0040	. . SPACER.	1	
	AN960-10	. . WASHER.	2	
	130909N29	. . NUT	1	
- 31	35-550024-2	. . FRAME,PILOTS & COPILOTS HEAT OUTLET	2	
- 32	35-550565-13	. . COVER,HEAT OUTLET	2	
	100951DD190ZD	. . SPACER,PILOTS HEAT OUTLET	1	
	100951B091YA	. . SPACER,COPILOTS HEAT OUTLET	1	
- 33	115167DX040363	. . DUCT,BLEED AIR.	1	
- 34	AN737RM46	. . CLAMP	2	
- 35	35-550115-111	. . TUBE,BLEED AIR.	1	
- 36	35-380051-23	. . CONTROL,DEFROSTER	1	
		/ATTACHING PARTS/		
- 37	35-550520	. . PIN	1	
- 38	10293354ZJ0095	. . SPACER.	1	
	AN960-10L	. . WASHER.	1	
	130909N29	. . NUT	1	
- 39	35-550566-9	. . VALVE ASSY,DEFROSTER.	1	
	35-550566-7	. . SHAFT ASSY,BUTTERFLY.	1	
		/ATTACHING PARTS/		
	AN360-2-3	. . PIN,COTTER.	2	
	AN960-516L	. . WASHER.	2	
- 40	414-183955-111	. . PIN,STOP.	1	
		/ATTACHING PARTS/		
	MS24665-132	. . PIN,COTTER.	2	
- 41	35-550501-20	. . BUTTERFLY	1	
		/ATTACHING PARTS/		
- 42	AN515-6R10	. . SCREW	2	
	AN960-6	. . WASHER.	2	
	130909N29	. . NUT	2	
- 43	35-550566-3	. . BODY,VALVE.	1	

BEECHCRAFT
 BONANZA V35B
 ILLUSTRATED PARTS CATALOG



35-417-27

FIGURE 417-AIR DUCTS
 /SHEET 3 OF 8 SHEETS/

B E E C H C R A F T
B O N A N Z A V 3 5 B
I L L U S T R A T E D P A R T S C A T A L O G

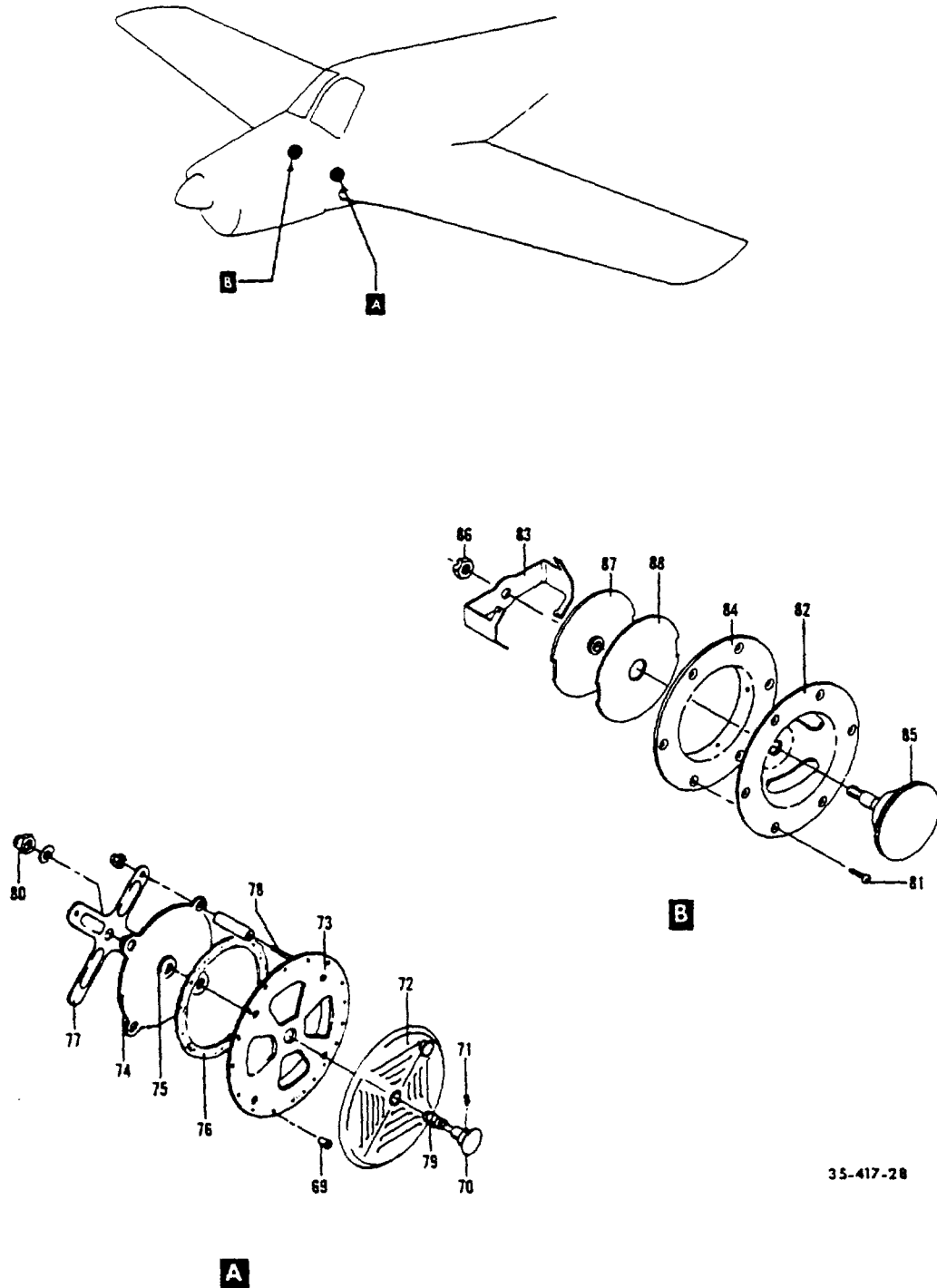
FIG. & INDEX NO.	PART NO.	DESCRIPTION	UNITS PER ASSY	USABLE ON CODE
		1 2 3 4 5 6 7		
417 - 44	95-554041-7	. ELBOW,DEFROSTER	2	
- 45	111716AX5XX44	. DUCT,DEFROSTER	1	
- 46	105798-9	. CLAMP	1	
- 47	AN737TW74-91	. CLAMP	1	
	35-420013-19	. SHUT OFF INSTL,AFT CABIN AIR.	NP	
	35-420013-23	. . . DOOR ASSY,AIR SHUT OFF.	1	
- 48	35-420013-21	. . . DOOR,AIR SHUT OFF	1	
- 49	35-420013-5	. . . PLATE	1	
- 50	35-420013-7	. . . SPACER.	2	
- 51	35-420013-9	. . . STRIP,DOOR GUIDE.	2	
- 52	35-420013-15	. . . ANGLE	1	
- 53	35-380051-27	. . CONTROL,AFT CABIN HEAT.	1	
		/ATTACHING PARTS/		
- 54	35-550520	. . PIN	1	
	10293354ZJ0040	. . SPACER.	1	
	AN960-10	. . WASHER.	2	
- 55	130909N29	. . NUT	1	

- 56	169-910028-13	. . CLIP.	1	
	35-550567-31	. . DUCT INSTL,FUSELAGE HEAT & VENT	NP	
- 57	35-550567-35	. . SHIM,SHUT OFF VALVE	2	
- 58	35-550567-61	. . DUCT.	1	
	35-550567-69	. . DUCT.	1	
- 59	35-550567-29	. . DUCT.	1	
	95-550001-57	. . OUTLET ASSY	1	4
- 60	95-550001-33	. . OUTLET,DUCT	1	4
	95-550001-59	. . VANE.	1	4
- 61	111716AX4XX15	. . DUCT.	1	
- 62	AN737TW56-66	. . CLAMP	2	
- 63	95-550000-9	. . OUTLET ASSY,AIR	1	5
- 64	35-550565-9	. . DEFLECTOR	1	5
		/ATTACHING PARTS/		
	AN960-8	. . WASHER.	2	
	AN515-8R	. . SCREW	2	

- 65	95-550001-31	. . ADAPTER	1	
- 66	111716AX5XX34	. . DUCT.	1	
- 67	AN737TW74-91	. . CLAMP	2	
- 68	95-550001-35	. . DEFLECTOR	1	5
		/ATTACHING PARTS/		
	AN530-6	. . SCREW	4	

	R 35-344347	RADIO COOLING VENT INSTALLATION	NP	
	R 35-344347-1	. ELBOW,AIR INLET/FS 58.50.	1	
	R MS35489-23	. GROMMET	1	
	R 111728A48	. TUBE,VENT	1	
	R 131067-6	. Y FITTING	1	
	R 111728J16	. TUBE,VENT	2	
	R 96-340071-37	. PAN	1	
	R 96-340071-35	. COVER,RADIO COMPARTMENT	1	

BEECHCRAFT
BONANZA V35B
ILLUSTRATED PARTS CATALOG



35-417-28

FIGURE 417-AIR DUCTS
/SHEET 4 OF 8 SHEETS/

B E E C H C R A F T
 BONANZA V35B
 I L L U S T R A T E D P A R T S C A T A L O G

FIG. & INDEX NO.	PART NO.	DESCRIPTION	UNITS PER ASSY	USABLE ON CODE
		1 2 3 4 5 6 7		
417	35-550050	VENTILATION INSTL,CABIN	NP	
	35-550054	. VALVE ASSY,PILOTS COLD AIR.	1	
		/ATTACHING PARTS/		
- 69	NAS384-8-8P	. SCREW	12	
- 70	35-550057	. . KNOB,PILOTS COLD AIR VALVE.	1	
		/ATTACHING PARTS/		
- 71	AN56506H4	. . SCREW	1	

	102608-4D012	. . WASHER.	1	
	35-550062	. . DIFFUSER ASSY,PILOTS COLD AIR VALVE	1	
- 72	35-550082-2	. . . DIFFUSER.	1	
	102808-4F516	. . . WASHER.	1	
	L1148 KNOB	. . . KNOB.	1	
		/ATTACHING PARTS/		
	AN530-6R6	. . . SCREW	1	
	AN93686	. . . WASHER.	1	

	102808-4G012	. . . WASHER.	1	
- 73	35-550084	. . . PLATE,PILOTS COLD AIR VALVE	1	
	35-550078	. . . COLLAR,PILOTS COLD AIR VALVE.	1	
	35-550079	. . . DISC ASSY,PILOTS COLD AIR VALVE	1	
- 74	35-550079-2	. . . DISC,PILOTS COLD AIR VALVE.	1	
- 75	35-550075	. . . NUT,PILOTS COLD AIR VALVE	1	
- 76	102808-4E324	. . . SPACER.	1	
- 77	35-550080	. . . SPIDER,PILOTS COLD AIR VALVE.	1	
		/ATTACHING PARTS/		
- 78	AN507-632R20	. . . SCREW	4	
	10293302ZK0875	. . . SPACER.	4	
	MS21042L06	. . . NUT	4	

	35-550058-10	. . . SCREW ASSY,PILOTS COLD AIR VALVE.	1	
- 79	35-550058-4	. . . SCREW,PILOTS COLD AIR VALVE	1	
	35-550058-6	. . . COLLAR,PILOTS COLD AIR VALVE SCREW.	1	
		/ATTACHING PARTS/		
- 80	130909N16	. . . NUT	1	
	AN960-416L	. . . WASHER.	1	
	MS24665-132	. . . PIN,COTTER.	1	

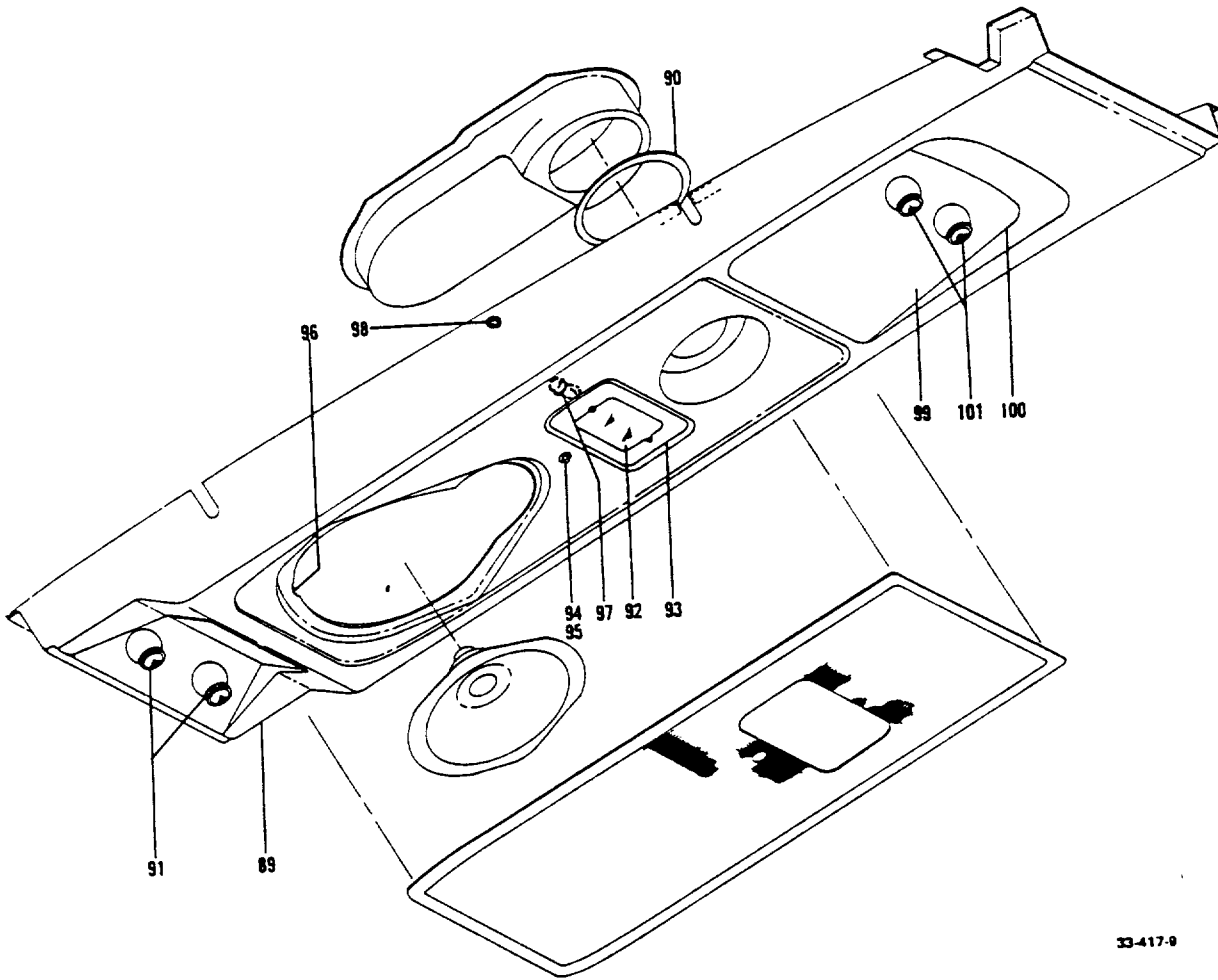
	35-550050-13	. . SEAL,PILOTS COLD AIR VALVE.	1	
	35-550055	. . VALVE ASSY,COPILOTS COLD AIR.	1	
		/ATTACHING PARTS/		
- 81	NAS384-6-16P	. SCREW	12	

- 82	35-550059	. . . CUP,COPILOTS COLD AIR VALVE	1	
- 83	35-550061	. . . BRACKET,COPILOTS COLD AIR VALVE	1	
- 84	35-550060	. . . COLLAR,COPILOTS COLD AIR VALVE.	1	
- 85	35-550056	. . . KNOB ASSY,COPILOTS COLD AIR VALVE	1	
		/ATTACHING PARTS/		
- 86	130909N16	. . . NUT	1	
	AN960-416L	. . . WASHER.	1	
	MS24665-132	. . . PIN,COTTER.	1	

	35-550057	. . . KNOB,COPILOTS COLD AIR VALVE.	1	
		/ATTACHING PARTS/		
	AN565A6H4	. . . SCREW,SET	1	

	35-550058-8	. . . SCREW,COPILOTS COLD AIR VALVE	1	
	102808-4D012	. . . WASHER.	1	
	35-550062	. . . DISC ASSY,COPILOTS COLD AIR VALVE	1	
- 87	35-550062-2	. . . DISC,COPILOTS COLD AIR VALVE.	1	
	35-550075	. . . NUT,COPILOTS COLD AIR VALVE	1	
- 88	35-550063	. . . SEAL,COPILOTS COLD AIR VALVE.	1	
	AN960-416	. . . WASHER.	1	
	35-550050-15	. . SEAL,COPILOTS COLD AIR VALVE.	1	

BEECHCRAFT
BONANZA V35B
ILLUSTRATED PARTS CATALOG

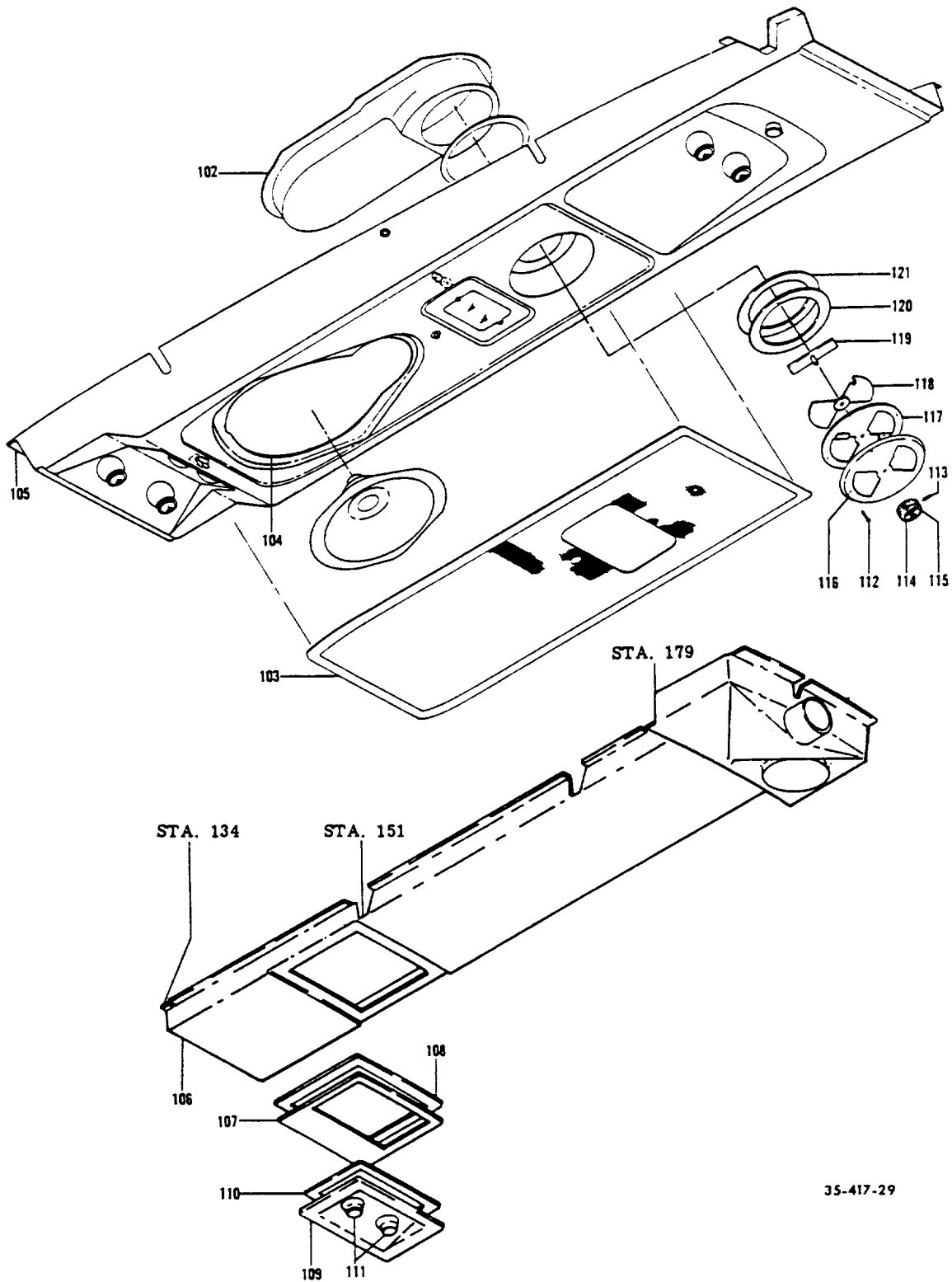


33-417-9

B E E C H C R A F T
B O N A N Z A V 3 5 8
I L L U S T R A T E D P A R T S C A T A L O G

FIG. & INDEX NO.	PART NO.	DESCRIPTION	UNITS PER ASSY	USABLE ON CODE
		1 2 3 4 5 6 7		
417	96-550013-105	PANEL INSTL,OVERHEAD FRESH AIR.	NP	1
		/4 AIR VALVES,2 READING LIGHTS/		
	96-550013-107	PANEL INSTL,OVERHEAD FRESH AIR.	NP	1
		/4 AIR VALVES,NO READING LIGHTS/		
	96-550013-109	PANEL INSTL,OVERHEAD FRESH AIR.	NP	1
		/5 AIR VALVES,2 READING LIGHTS/		
	96-550013-111	PANEL INSTL,OVERHEAD FRESH AIR.	NP	1
		/5 AIR VALVES,NO READING LIGHTS/		
	96-550013-113	PANEL INSTL,OVERHEAD FRESH AIR.	NP	1
		/6 AIR VALVES,2 READING LIGHTS/		
	96-550013-115	PANEL INSTL,OVERHEAD FRESH AIR.	NP	1
		/6 AIR VALVES,NO READING LIGHTS/		
	96-550013-145	. . . PANEL ASSY,OVERHEAD FRESH AIR	1	1
- 89	96-550013-147	. . . SHELL,OVERHEAD PANEL FWD.	1	1
		/ATTACHING PARTS/		
	AM531-6R8	. . . SCREW	9	
	NAS395-31-1	. . . NUT	9	
- 90	96-550013-37	. . . GASKET,EXHAUST VENT PAN	1	1
- 91	2373	. . . VALVE,PILOTS & COPILOTS AIR	2	1
		/ATTACHING PARTS/		
	NAS384-6-8P	. . . SCREW	4	
	A1181-2-1	. . . NUT	4	
- 92	83550-1	. . . LIGHT,DOME.	1	1
		/ATTACHING PARTS/		
	NAS387-632-8P	. . . SCREW	4	
	NAS697A06	. . . NUTPLATE.	4	
- 93	96-550013-53	. . . GASKET,DOME LIGHT	1	1
- 94	L18366-1	. . . SWITCH /DOME OR READING LIGHT/.	AR	1
- 95	96-550013-51	. . . GASKET,SWITCH /DOME OR READING LIGHT/	AR	1
- 96	96-550013-33	. . . GASKET,SPEAKER.	1	1
- 97	89	. . . BULB,DOME LIGHT	1	1
- 98	MS35489-9	. . . GROMMET,DOME LIGHT WIRING	1	1
	96-550013-607	. . . PANEL ASSY,3RD & 4TH SEAT FRESH AIR	1	1
		/USE WITH NO READING LIGHTS/		
	96-550013-610	. . . PANEL ASSY,3RD & 4TH SEAT FRESH AIR	1	1
		/USE WITH 2 READING LIGHTS/		
- 99	96-550013-97	. . . PAN,3RD & 4TH SEAT FRESH AIR.	1	1
		/USE WITH 2 READING LIGHTS/		
	96-550013-95	. . . PAN,3RD & 4TH SEAT FRESH AIR.	1	1
		/USE WITH NO READING LIGHTS/		
	NAS387-632-8P	. . . SCREW	8	
	NAS697A06	. . . NUTPLATE.	8	
	1870	. . . LIGHT ASSY,READING.	2	1
	1816	. . . BULB,READING LIGHT.	2	1
-100	96-550013-83	. . . GASKET,3RD & 4TH SEAT FRESH AIR PAN	1	1
-101	2373	. . . VALVE,3RD & 4TH SEAT AIR.	2	1
		/ATTACHING PARTS/		
	NAS384-6-8P	. . . SCREW	4	
	A1181-2-1	. . . NUT	4	

BEECHCRAFT
BONANZA V35B
ILLUSTRATED PARTS CATALOG



35-417-29

FIGURE 417.AIR DUCTS
/SHEET 6 OF 8 SHEETS/

B E E C H C R A F T
B O N A N Z A V 3 5 B
I L L U S T R A T E D P A R T S C A T A L O G

FIG. & INDEX NO.	PART NO.	DESCRIPTION	UNITS PER ASSY	USABLE ON CODE
		1 2 3 4 5 6 7		
417 -102	96-550013-35	• PAN, EXHAUST VENT. /ATTACHING PARTS/	1	1
	AN515C6R8	• SCREW	3	
	NAS697A06	• NUTPLATE	3	
-103	96-554011	• GRILL, OVERHEAD SPEAKER. /ATTACHING PARTS/	1	1
	NAS387-632-8P	• SCREW	8	
	MF1000-632	• NUTPLATE	8	
-104	96-550013-49	• DOME, OVERHEAD SPEAKER	1	1
-105	96-550013-39	• DOUBLER, FWD SHELL	1	1
-106	96-550013-117	• SHELL, OVERHEAD PANEL AFT. /ATTACHING PARTS/	1	1
	AN504-6R	• SCREW, AFT	3	
	AN531-6R8	• SCREW, FWD	9	
	NAS395-31-1	• NUT, FWD	9	
	96-550013-125	• STRIP, FWD SHELL FLANGE.	2	1
	96-550013-127	• STRIP, CENTER SHELL FLANGE	2	1
	96-550013-129	• STRIP, AFT SHELL FLANGE.	2	1
-107	96-550013-85	• DOOR, AFT OVERHEAD PANEL /USE WITH 5 OR 6 AIR OUTLETS/ /ATTACHING PARTS/	1	1
	96-550013-75	• DOOR, AFT OVERHEAD PANEL /USE WITH 4 AIR OUTLETS/ /ATTACHING PARTS/	1	1
	NAS384-6P	• SCREW	11	
	NAS395-6-1	• NUT	11	
-108	96-550013-77	• GASKET, OVERHEAD PANEL DOOR.	1	1
-109	96-550013-101	• PAN, 5TH & 6TH SEAT FRESH AIR. /WITH 2 AIR OUTLETS/	1	1
	96-550013-99	• PAN, 5TH & 6TH SEAT FRESH AIR. /WITH 1 AIR OUTLET/	1	1
-110	96-550013-91	• GASKET, 5TH & 6TH SEAT FRESH AIR PAN	1	1
-111	2373	• VALVE, 5TH & 6TH SEAT AIR. /ATTACHING PARTS/	2	1
	NAS384-6-8P	• SCREW	4	
	A1181-2-1	• NUT	4	
	96-550015	• VALVE ASSY, OVERHEAD CABIN EXHAUST /ATTACHING PARTS/	1	1
-112	NAS387-832P	• SCREW	4	
	MK2000-08	• NUTPLATE	4	
	96-550015-23	• KNOB ASSY, EXHAUST VALVE /ATTACHING PARTS/	1	1
-113	AN56506H8	• SCREW, SET	1	
-114	96-550015-17	• KNOB, EXHAUST VALVE /ORDER 96-550015-23/	NP	1
-115	96-554013-1	• DECAL, EXHAUST AIR VALVE	1	1
	96-550015-21	• PLATE ASSY, EXHAUST VALVE.	1	1
-116	96-550015-13	• PLATE, EXHAUST VALVE	1	1
-117	35-410455-1	• COVER, EXHAUST VALVE	1	1
	96-550015-1	• SHUTTER ASSY, EXHAUST VALVE.	1	1
-118	96-550015-9	• SHUTTER, EXHAUST VALVE	1	1
-119	96-550015-3	• WELD ASSY, SHAFT & ARM	1	1
	96-550015-19	• RING ASSY, EXHAUST VALVE	1	1
-120	96-550015-15	• SHIM, EXHAUST VALVE RING	1	1
-121	96-550015-11	• RING, EXHAUST VALVE BACKUP	1	1

BEECHCRAFT
 BONANZA V35B
 ILLUSTRATED PARTS CATALOG

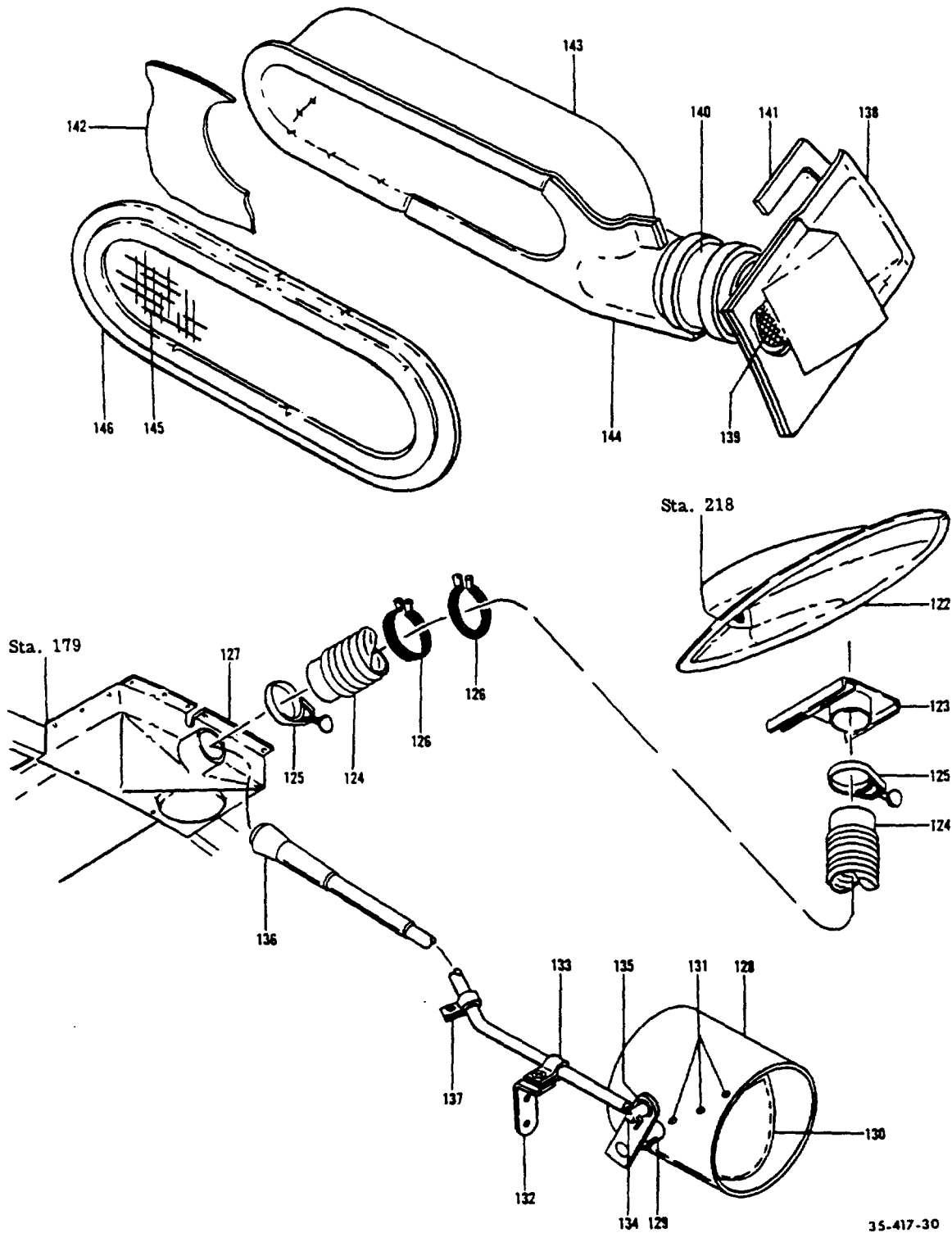
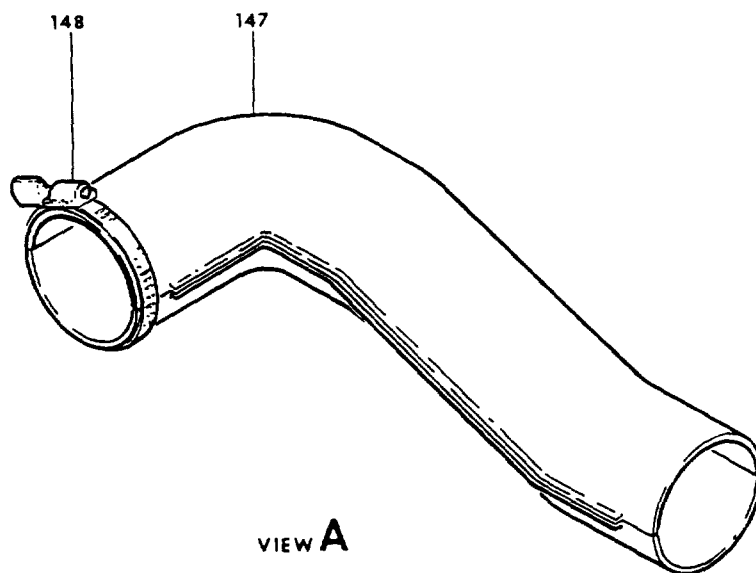
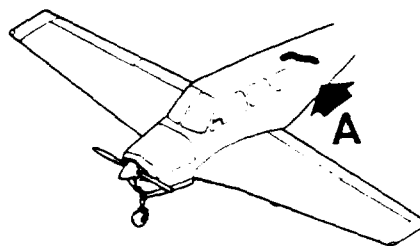


FIGURE 417.AIR DUCTS
 /SHEET 7 OF 8 SHEETS/

B E E C H C R A F T
B O N A N Z A V 3 5 B
I L L U S T R A T E D P A R T S C A T A L O G

FIG. & INDEX NO.	PART NO.	DESCRIPTION	UNITS PER ASSY	USABLE ON CODE
		1 2 3 4 5 6 7		
417	35-554033-1	DUCT INSTL, OVERHEAD FRESH AIR	NP	6
-122	35-554033-7	. SCOOP ASSY, FRESH AIR.	1	6
-123	35-554033-13	. WELD ASSY, FRESH AIR SCOOP ADAPTER	1	6
-124	111716AZ6X0110	. DUCT, OVERHEAD FRESH AIR	1	6
-125	AN737RM107	. CLAMP, OVERHEAD FRESH AIR DUCT	2	6
-126	MS21919DG54	. CLAMP, OVERHEAD FRESH AIR DUCT	2	6
		/ ATTACHING PARTS/		
	AN743-13	. BKACKET /STA 207/	1	
	MS35207-264	. SCREW	1	
	AN960-10L	. WASHER	1	
	130909N29	. NUT	1	
-127	95-554043-1	. DUCT, OVERHEAD AIR ADAPTER	1	6
		/ ATTACHING PARTS/		
	AN515-6-7	. SCREW	6	
	A1777-6Z3	. NUT	6	
-128	95-554043-603	. VALVE ASSY, FRESH AIR SHUT OFF	1	6
-129	95-554043-5	. TUBE, FRESH AIR ADAPTER.	1	6
-129	95-554043-25	. SHAFT & ARM ASSY, FRESH AIR SHUT OFF VALVE	1	6
-130	95-554043-23	. PLATE ASSY, FRESH AIR SHUT OFF VALVE	1	6
		/ ATTACHING PARTS/		
-131	AN515-440	. SCREW	3	
	AN960-4L	. WASHER	3	
	MS21042L04	. NUT	3	
	95-554043-19	. SEAL	1	6
	95-554043-21	. PLATE	1	6
-132	AN743-13	. ANGLE	1	6
-133	AN742-4	. CLAMP	1	6
-134	35-550520	. PIN, FRESH AIR VALVE	1	6
-135	102933S4ZJ0093	. SPACER, FRESH AIR VALVE.	1	6
	AN960-10	. WASHER	1	6
	130909N29	. NUT	1	6
-136	35-380051-13	. CONTROL, FRESH AIR INLET SHUT OFF VALVE.	1	6
-137	AN742-3	. CLAMP	1	6
-138	35-554035-1	DUCT INSTL, CABIN AIR EXHAUST.	NP	
-138	35-554035-37	. SCOOP ASSY, AIR EXHAUST.	1	
-139	35-554035-35	. SCREEN, SCOOP.	1	
-140	114632-24-14	. DUCT	1	
	AN737TW98-114	. CLAMP	2	
-141	35-554035-33	. RETAINER, SCOOP.	1	
-142	R 35-554035-5	HAT SHELF ASSY.	1	6
-142	R 35-554035-9	. HAT SHELF	1	6
-143	R 35-554035-13	. DUCT	1	6
-144	R 35-554035-15	. DUCT	1	6
-145	R 35-534445-1	. COVER INSTL, HAT SHELF	NP	6
-145	R 35-534445-5	. GRILL, CABIN AIR EXHAUST	1	6
-146	R 35-534445-3	. FRAME, GRILL	1	6
		/ ATTACHING PARTS/		
	AN515-6R10	. SCREW	10	
	MS33737-12	. NUT, CLIP.	10	

BEECHCRAFT
BONANZA V35B
ILLUSTRATED PARTS CATALOG



35-417-41

B E E C H C R A F T
B O N A N Z A V 3 5 B
I L L U S T R A T E D P A R T S C A T A L O G

FIG. & ITEM NO.	PART NO.	DESCRIPTION	1 2 3 4 5 6 7							UNITS PER ASSY	USABLE ON CODE
417	R 35-554041-1	DUCT INSTL,CABIN AIR EXHAUST.								NP	2
-147	R 35-554041-3	. DUCT,AIR EXHAUST.								1	2
-148	R AN737TW107	. CLAMP								1	2

NOTE SEE FIG. 417A FOR OVERHEAD DUCTS &
CONSOLE D-9287 AND AFTER

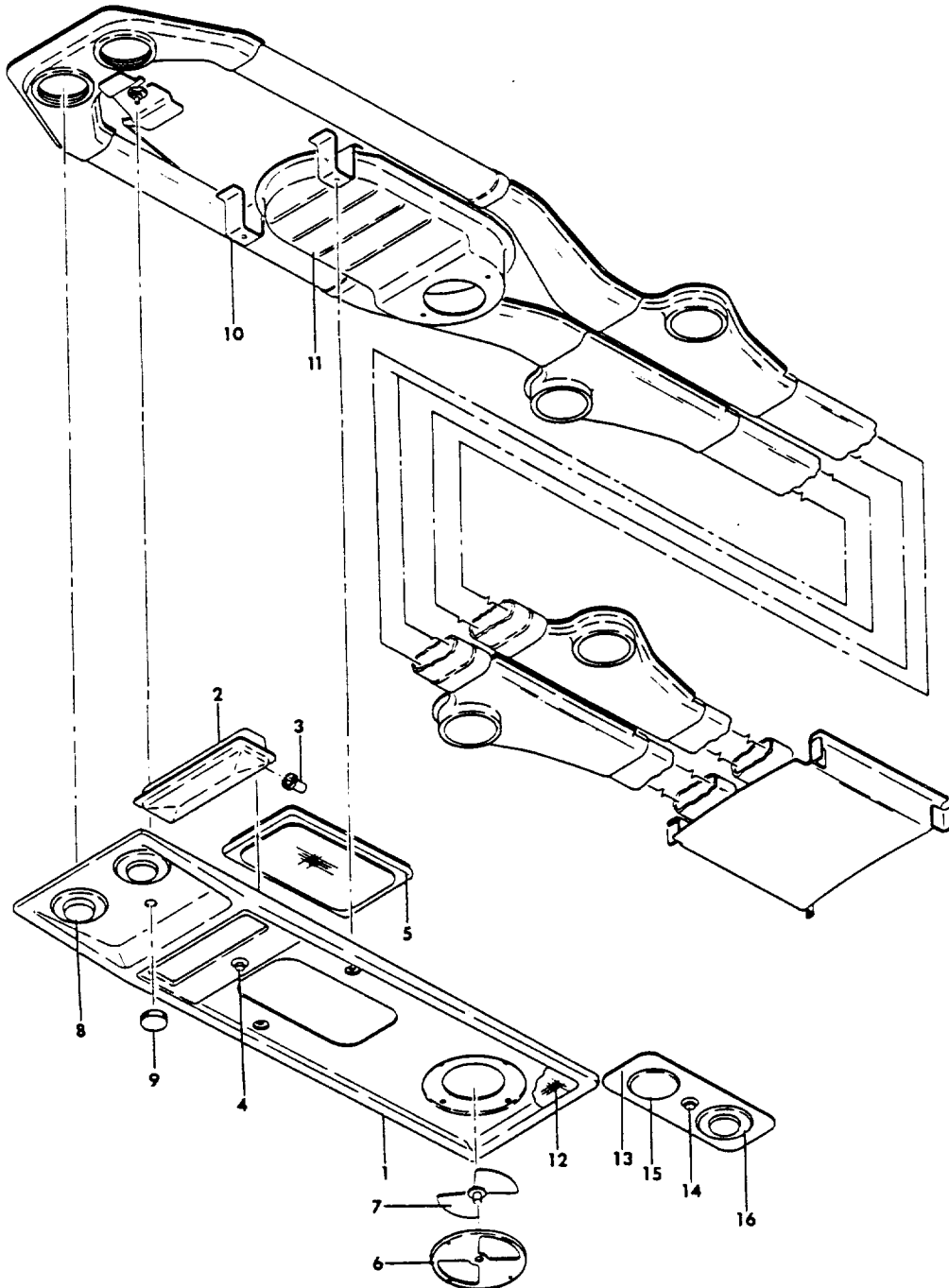
C O O D E S O F E F F E C T I V I T Y

- | | |
|----------------------|---|
| 1 D-9069 THRU D-9286 | 2 D-10348,
D-10353 AND AFTER |
| 3 DELETED | 4 D-9650 AND AFTER |
| 5 D-9069 THRU D-9537 | 6 D-9287 THRU D-10347
D-10349 THRU D-10352 |

B E E C H C R A F T
B O N A N Z A V 3 5 B
I L L U S T R A T E D P A R T S C A T A L O G

FIGURE 417A
AIR DUCTS
D-9287 THRU D-10352, EXCEPT D-10348

BEECHCRAFT
BONANZA V35B
ILLUSTRATED PARTS CATALOG



33-417A-23

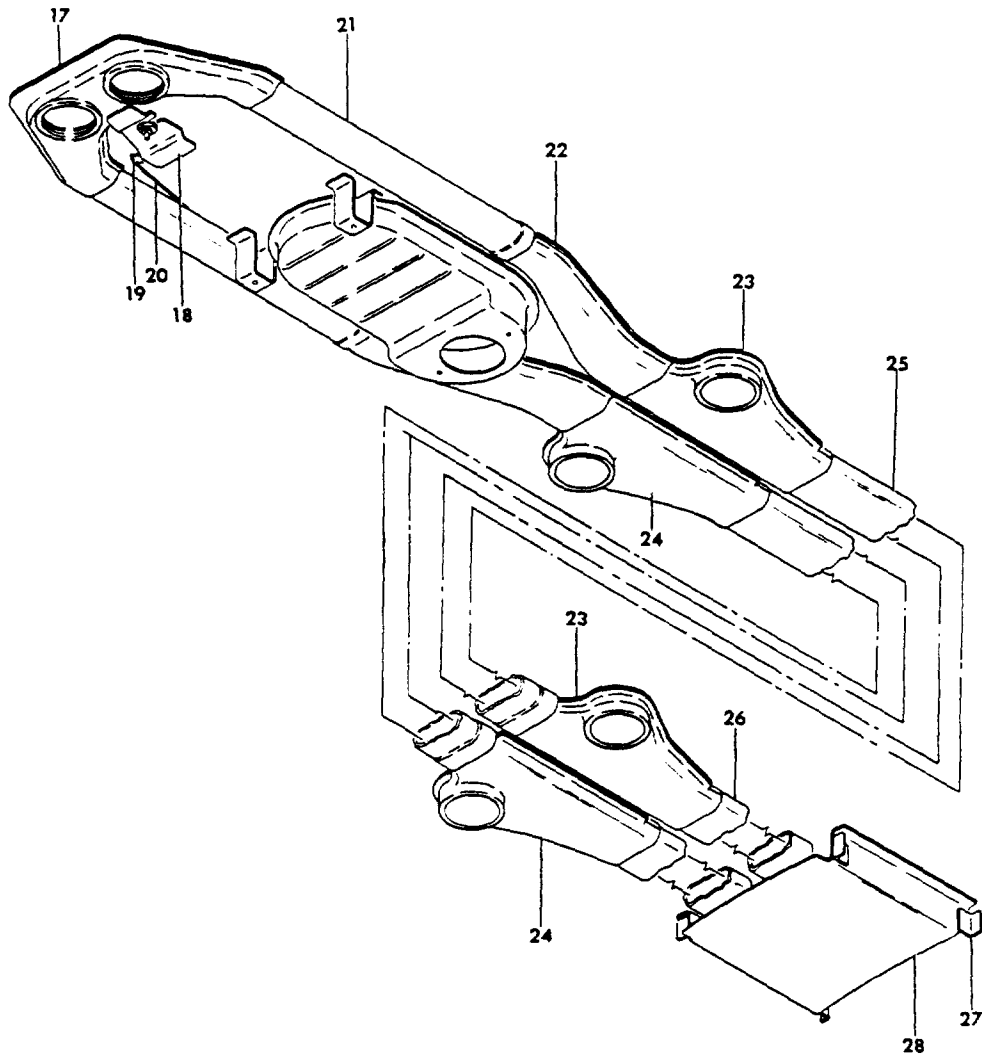
B E E C H C R A F T
B O N A N Z A V 3 5 B
I L L U S T R A T E D P A R T S C A T A L O G

FIG. & INDEX NO.	PART NO.	DESCRIPTION	UNITS PER ASSY							USABLE ON CODE		
			1	2	3	4	5	6	7			
417A	58-530096-1	CONSOLE INSTL,OVERHEAD.	NP	1	
	58-530096-5	CONSOLE INSTL,OVERHEAD.	NP	1	
	58-530097-1	CONSOLE ASSY,OVERHEAD	1	2	
		58-530097-5	CONSOLE ASSY,OVERHEAD	1	3
		58-530097-9	CONSOLE ASSY,OVERHEAD	1	4
	- 1	58-530098-1	ESCUTCHEON.	1	2
		58-530098-5	ESCUTCHEON.	1	3
		58-530098-9	ESCUTCHEON.	1	4
	- 2	58-530106-1	BOX ASSY,LIGHT.	1	1
	- 3	2506	SOCKET,LIGHT.	2	1
	- 4	L18366-3	SWITCH,LIGHT.	1	1
	- 5	P5	SPEAKER	1	2
		A46FC	SPEAKER	1	3
			/ATTACHING PARTS/									
		MS24693S9	SCREW	4	
		MS24693S30	SCREW	4	
		100696DZL008	SPACER.	4	
		6S	WELLNUT	4	
		MS21042L04	NUT	4	
		MS21042L06	NUT	4	

	- 6	96-550015-21	PLATE ASSY,CABIN EXHAUST.	1	1
	- 7	96-550015-29	SHUTTER ASSY,CABIN EXHAUST.	1	1
		96-550015-15	SHIM.	1	1
		NAS384-6-8P	SCREW	2	1
		NAS446-2-1	NUT	2	1
	- 8	2515	VALVE,FRESH AIR	2	1
	- 9	58-530110-3	KNOB ASSY	1	1
		100951NY025Z2	WASHER.	1	1
	- 10	58-530105-1	SUPPORT ASSY.	2	1
		MS35206-245	SCREW,CONSOLE ATTACHING	2	1
		100951S025Z6	WASHER.	2	1
	- 11	58-530109-1	PLENUM ASSY,EXHAUST	1	1
- 12	58-530101-1	GRILL ASSY,SPEAKER & AIR EXHAUST.	1	1	
	58-530101-5	GRILL ASSY.	1	4	
	58-530103-1	FACEPLATE ASSY,LIGHT & AIR OUTLET	2	6	
	58-530103-3	FACEPLATE ASSY,LIGHT & AIR OUTLET	1	5	
		/ATTACHING PARTS/										
	NAS389-8-10P	SCREW	2		
	130290-3	CLIPNUT	2		

- 13	58-530104-1	FACEPLATE	1	1	
- 14	L18366-1	SWITCH,LIGHT.	1	1	
- 15	2510	LIGHT ASSY.	1	1	
- 16	2515	VALVE ASSY,AIR OUTLET	2	1	

BEECHCRAFT
BOEING V35B
ILLUSTRATED PARTS CATALOG



33-417A-24

B E E C H C R A F T
B O N A N Z A V 3 5 8
I L L U S T R A T E D P A R T S C A T A L O G

FIG. & INDEX NO.	PART NO.	DESCRIPTION	1 2 3 4 5 6 7							UNITS PER ASSY	USABLE ON CODE
			1	2	3	4	5	6	7		
417A	58-550011-7	DUCT INSTL, OVERHEAD FRESH AIR FWD								MP	1
	58-550011-33	DUCT INSTL, OVERHEAD FRESH AIR FWD								MP	7
- 17	58-530095-1	. ADAPTER ASSY, FWD AIR DUCT								1	1
- 18	56-530100-1	. BRACKET /ATTACHING PARTS/								1	1
	AN526-832R6	. SCREW								2	
	AN526-1032R8	. SCREW								1	
	130290-2	. CLIPNUT								1	
- 19	361-032	. CONTROL ASSY. /ATTACHING PARTS/								1	1
	AN526-1032R14	. SCREW								1	
	100696ZG011	. SPACER.								1	
	130909N29	. NUT								1	
- 20	130-032-332	. CABLE ASSY, CONTROL.								1	1
	MS35490-5	. GROMMET								2	1
- 21	130907D-ZC182	. DUCT, FWD.								2	1
	58-530096-7	. SUPPORT								1	4
- 22	58-550013-1	. DUCT ASSY								2	1
- 23	58-550012-1	. ADAPTER ASSY, LH								2	1
- 24	58-550012-2	. ADAPTER ASSY, RH								2	1
- 25	130907D-AB206	. DUCT.								2	1
- 26	130907T-D-AB84	. DUCT, AFT.								2	1
- 27	58-550011-9	. CLIP.								4	1
- 28	58-550014-1	. PLENUM ASSY								1	1

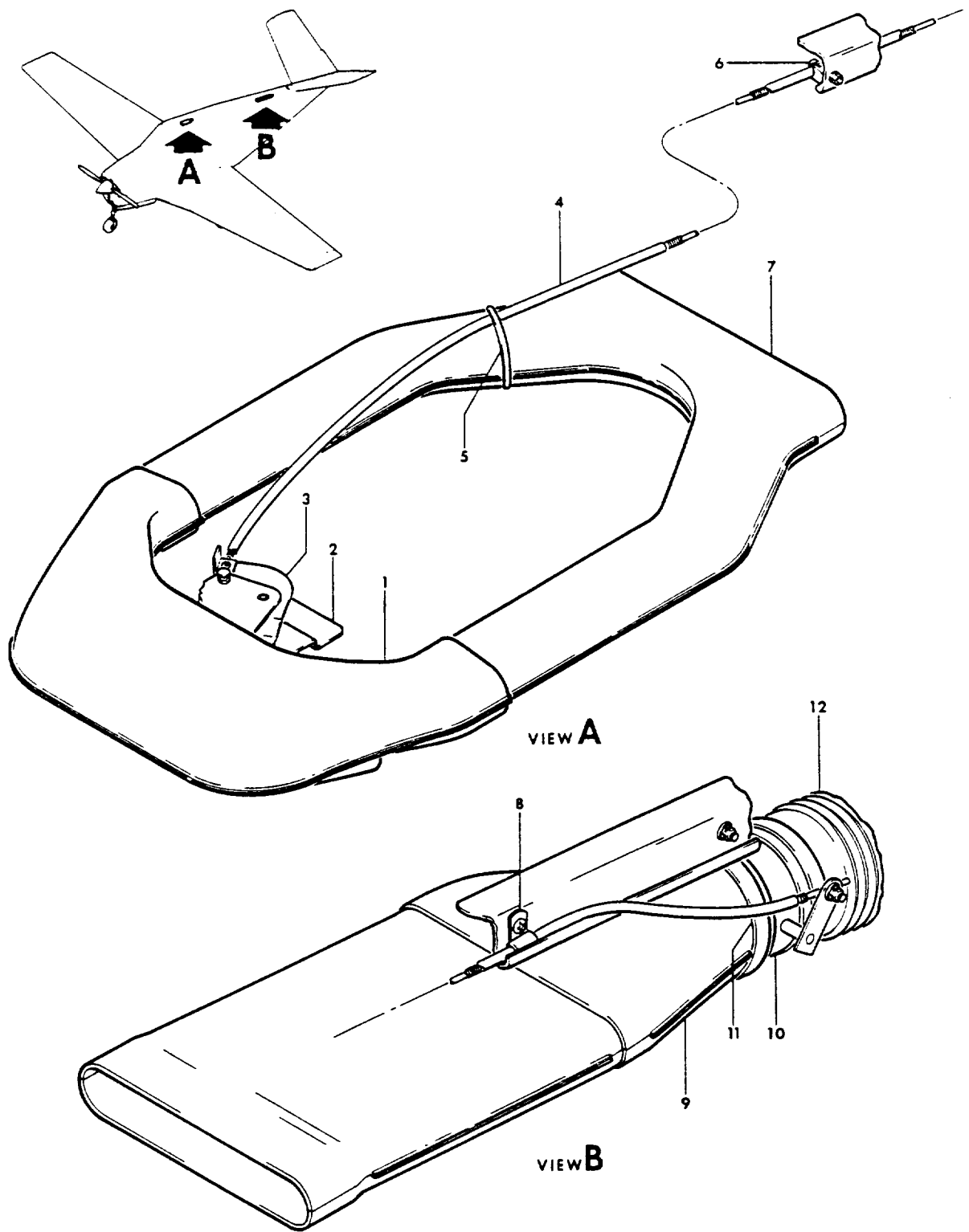
C O D E S O F E F F E C T I V I T Y

- | | | | |
|---|-----------------------|---|---------------------|
| 1 | D-9287 THRU D-10352 | 2 | D-9287 THRU D-9722 |
| | EXCEPT D-10348 | | |
| 3 | D-9723 THRU D-9958 | 4 | D-9920, D-9928 |
| | EXCEPT D-9920, D-9928 | | D-9959 THRU D-10352 |
| | | | EXCEPT D-10348 |
| 5 | D-9933 THRU D-10352 | 6 | D-9287 THRU D-9932 |
| | EXCEPT D-10348 | | |
| 7 | D-9287 AND AFTER | | |

BEECHCRAFT
BONANZA V35B
ILLUSTRATED PARTS CATALOG

FIGURE 417B
FRESH AIR DUCTS
D-10348, D-10353 AND AFTER

BEECHCRAFT
BONANZA V35B
ILLUSTRATED PARTS CATALOG



35-417-39

B E E C H C R A F T
B O N A N Z A V 3 5 B
I L L U S T R A T E D P A R T S C A T A L O G

FIG. & INDEX NO.	PART NO.	DESCRIPTION	UNITS PER ASSY	USABLE ON CODE
		1 2 3 4 5 6 7		
417B	56-550028-9	DUCT INSTL, FRESH AIR.	NP	1
- 1	58-530095-1	. UUCT.	1	1
- 2	58-530100-1	. BRACKET	1	1
		/ATTACHING PARTS/		
	AN526-832R6	. SCREW	2	
	AN526-1032R8	. SCREW	1	
	130290-2	. SLIPNUT	1	
- 3	R 361-000-11	. CONTROL ASSY.	1	1
		/ATTACHING PARTS/		
	AN526-1032R14	. SCREW	1	
	10069A2G011	. SPACER.	1	
	130290-2	. SLIPNUT	1	
- 4	130-032-332	. CABLE, CONTROL	1	1
		/ATTACHING PARTS/		
	R 35-550520	. PIN	2	
	NAS43HT3-6	. SPACER.	2	
	AN960-10L	. WASHER.	2	
	MS21042L3	. NUT	2	
- 5	TY23M	. TIE, CABLE	1	1
	AN931-4-7	. GROMMET	2	1
- 6	MS3367-4	. TIE, CABLE	4	1
	TM256	. MOUNT, TIE	4	1
- 7	106-530046-5	. DUCT.	1	1
- 8	MS219190G3	. CLAMP, CABLE	1	1
		/ATTACHING PARTS/		
	MS35207-263	. SCREW	1	
	AN960-10L	. WASHER.	1	
	MS21042L3	. NUT	1	
- 9	36-550050-1	. DUCT.	1	1
- 10	002-440000-99	. VALVE ASSY.	1	1
- 11	36-550032-3	. CLAMP ASSY.	1	1
		/ATTACHING PARTS/		
	MS35207-263	. SCREW	2	
	AN960-10L	. WASHER.	2	
	MS21042L3	. NUT	2	
- 12	111716AZ6XX90	DUCT.	1	1
		/ATTACHING PARTS/		
	AN737RM107	CLAMP	2	
	AN743-13	CLIP.	1	
	MS21919DG48	CLAMP	2	
	MS35207-264	SCREW	2	
	AN960-10L	WASHER.	2	
	130909N29	NUT	2	
	002-440001-33	ELBOW/HOSE TO SCOOP/.	1	1
	106043S-2D300	TUBE, DRAIN.	1	1
	002-440011-117	WELD ASSY, DUCT.	1	1
	35-554033-7	SCOOP, FRESH AIR	1	1

C O D E S O F E F F E C T I V I T Y

1 D-10348,
D-10353 AND AFTER

B E E C H C R A F T
B O N A N Z A V 3 5 B
I L L U S T R A T E D P A R T S C A T A L O G

FIGURE 425
AIR CONDITIONER COMPRESSOR
D-9787 AND AFTER

BEECHCRAFT
BONANZA V35B
ILLUSTRATED PARTS CATALOG

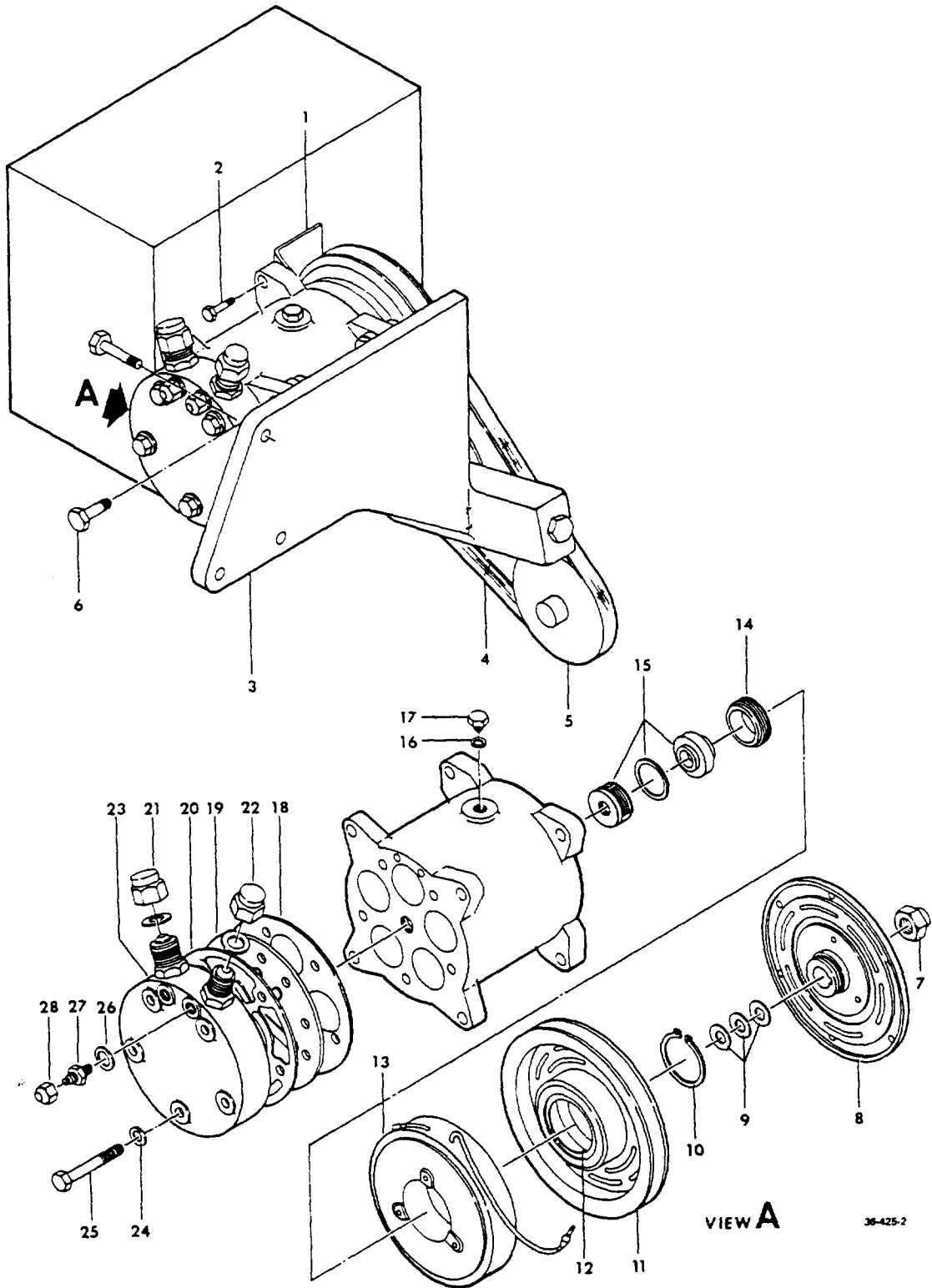


FIGURE 425. AIR CONDITIONER COMPRESSOR

B E E C H C R A F T
B O N A N Z A V 3 5 8
I L L U S T R A T E D P A R T S C A T A L O G

FIG. & INDEX NO.	PART NO.	DESCRIPTION	UNITS PER ASSY	USABLE ON CODE
		1 2 3 4 5 6 7		
425	R 36-555012-1	COMPRESSOR INSTL,AIR CONDITIONER.	NP	2
- 1	R 36-555029-3	. GUARD,COMPRESSOR PULLEY /ATTACHING PARTS/	1	2
- 2	R 130909820	. BOLT.	2	
	R AN970-3	. WASHER.	2	
	R AN960-10L	. WASHER.	2	
	R 100696A-ZL016	. SPACER.	2	
	R 130909N29	. NUT	2	
	R EQ6544	. COMPRESSOR DRIVE KIT/ORDER EQ6566/.	NP	3
	E66566	. COMPRESSOR DRIVE KIT/SPARES FOR EQ6544/.	1	4
- 3	R 640778	. BRACKET ASSY/ORDER 646096/.	NP	3
	646096	. BRACKET ASSY/SPARES FOR 640778/	1	4
- 4	R 642759	. BELT.	1	2
- 5	R 640801	. PULLEY,DRIVE.	1	2
	R 102-389006-3	. COMPRESSOR ASSY,14 VOLT,. 7101-12V ABACUS INTERNATIONAL /ATTACHING PARTS/	1	1
- 6	R AN6-14A	. BOLT.	4	
	R MS21043-6	. NUT	4	
- 7	R 52554	. NUT,SHAFT	1	1
- 8	R 52567	. PLATE,CLUTCH/6 INCH/.	1	1
- 9	R 52563	. SHIM.	3	1
- 10	R 52564	. RING,ROTOR SNAP	1	1
- 11	R 52568	. ROTOR/WITH BEARINGS/.	1	1
- 12	R 52560	. BEARING/SET OF 2/.	1	1
- 13	R 52569	. COIL,FIELD/6 INCH CLUTCH/	1	1
- 14	R 52544	. RETAINER,SEAL SEAT.	1	1
- 15	R 52552	. KIT,SEAL.	1	1
- 16	R 52548	. O RING,OIL FILLER PLUG.	1	1
- 17	R 52547	. PLUG,OIL FILLER	1	1
- 18	R 52519	. GASKET,CYLINDER	1	1
- 19	R 52511	. PLATE ASSY,VALVE/WITH GASKETS/.	1	1
- 20	R 52512	. GASKET,CYLINDER HEAD.	1	1
- 21	R 52510	. CAP,PROTECTIVE/SUCTION PORT/.	1	1
- 22	R 52509	. CAP,PROTECTIVE/DISCHARGE PORT/.	1	1
- 23	R 52506	. HEAD,FLARE TYPE	1	1
- 24	R 41039	. WASHER.	5	1
- 25	R 41038	. SCREW	5	1
- 26	R 52508	. GASKET.	2	1
- 27	R 52507	. UNION,FITTING	2	1
- 28	R 52133	. CAP,QUICK SEAL.	2	1

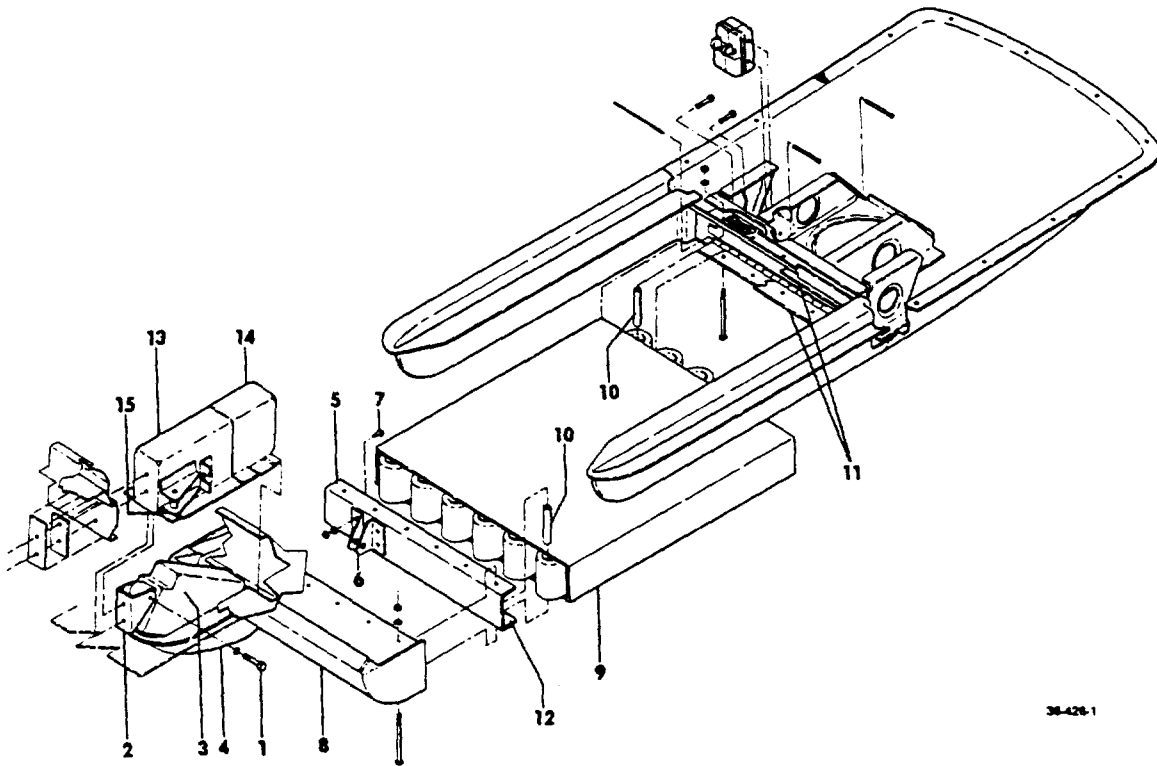
C O D E S O F E F F E C T I V I T Y

- 1 D-9787 THRU D-10119 2 D-9787 AND AFTER
EXCEPT D-10097
3 D-9787 THRU D-10394 4 D-10395 AND AFTER

B E E C H C R A F T
B O N A N Z A V 3 5 B
I L L U S T R A T E D P A R T S C A T A L O G

FIGURE 426
AIR CONDITIONER CONDENSER
D-9767 AND AFTER

BEECHCRAFT
BONANZA V35B
ILLUSTRATED PARTS CATALOG

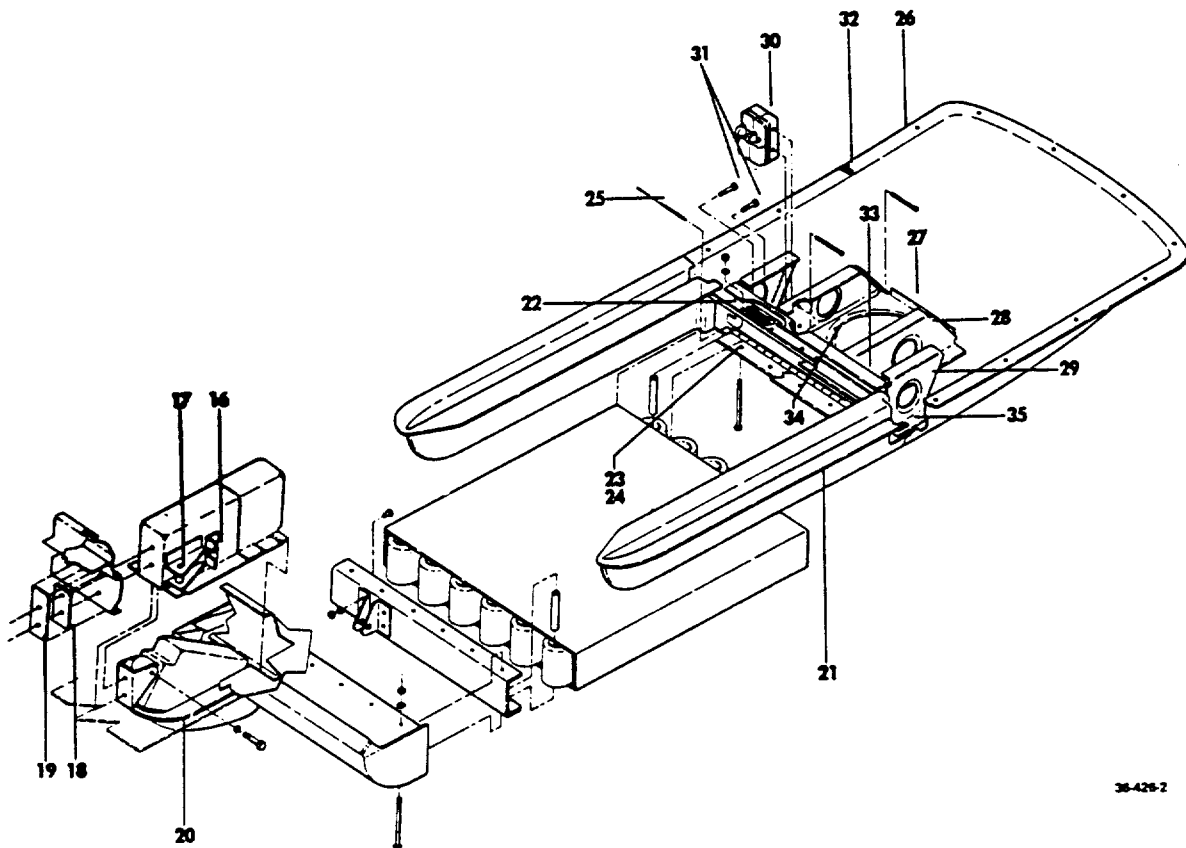


38-426-1

B E E M C R A F T
 BGMANZA V338
 ILLUSTRATED PARTS CATALOG

FIG. & INDEX NO.	PART NO.	DESCRIPTION	UNITS PER ASSY	USABLE ON CODE
426	36-555010-1	CONDENSER INSTALLATION, AIR CONDITIONER.	NP	1
	36-555010-55	. BRACKET ASSY. /ATTACHING PARTS/	1	1
- 1	130909817 AN960-10L	. BOLT. WASHER.	2 2	
- 2	36-555010-57 MS21069L3K	. . BRACKET NUTPLATE.	1 2	1 1
- 3	96-380021-21 96-380021-27	. ACTUATOR ASSY/14 VOLT/. ACTUATOR ASSY/28 VOLT/. /ATTACHING PARTS/	1 1	2 3
	AN3-13 130909818 AN960-10 130909N6 130909N15 MS24665-132	. BOLT, FWD. BOLT, AFT. WASHER. NUT, FWD. NUT, AFT. COTTER PIN.	1 1 2 1 1 2	
- 4	36-555010-47 MS35206-244 AN960-8L	. COVER /ATTACHING PARTS/ . SCREW WASHER.	1 6 6	1
- 5	36-555010-19	. BRACKET ASSY.	1	1
- 6	36-555010-21 36-555010-77 36-555010-78	. . CHANNEL BRACKET ASSY, LH BRACKET ASSY, RH /ATTACHING PARTS/	1 1 1	1 1 1
- 7	MS35207-261 AN960-10L 130909N29	. . SCREW WASHER. NUT	4 4 4	
- 8	36-555010-23 36-555010-24 NAS77A3-12 36-555010-41 36-555010-43 36-555010-45	. . . CLIP, LH CLIP, RH BUSHING/PRESS FIT/. NOSE ASSY NOSE. COVER	1 1 2 1 1 1	1 1 1 1 1 1
- 9	102-384016-5 MS27039-1-39 AN960-10L 130909N29	. COIL, CONDENSER. /ATTACHING PARTS/ . SCREW WASHER. NUT	1 11 11 11	1
- 10	36-555010-31	. TUBING.	11	1
- 11	36-555010-33	. PAD, RUBBER.	2	1
- 12	36-555010-35	. PAD, RUBBER.	1	1
- 13	36-555010-49 36-555010-51 MS21071L08K MS35489-1	. HOUSING ASSY. HOUSING NUTPLATE. GROMMET	1 1 4 1	1 1 1 1
- 14	36-555010-53	. HOUSING	1	1
- 15	36-555010-11 NAS1096-2-6 AN960-8L MS27039-1-17 NAS43DD3-39 AN960-10L	. BRACKET ASSY. /ATTACHING PARTS/ . SCREW WASHER. SCREW SPACER. WASHER.	1 2 2 1 1 1	1
	36-555010-61 MS21069L08K MS21073L3K	. . BRACKET NUTPLATE. NUTPLATE.	1 2 1	1 1 1

BEECHCRAFT
BONANZA V35B
ILLUSTRATED PARTS CATALOG



38-426-2

B E E C H C R A F T
B O M A N Z A V 3 5 B
I L L U S T R A T E D P A R T S C A T A L O G

FIG. & INDEX NO.	PART NO.	DESCRIPTION	UNITS PER ASSY							USABLE ON CODE
			1	2	3	4	5	6	7	
426 - 16	36-555010-63	• BRACKET							1	1
- 17	36-555010-65	• BRACKET							1	1
- 18	36-555010-73	• SPACER							1	1
- 19	36-555010-75	• DOUBLER							1	1
- 20	36-555010-79	• DOUBLER							1	1
- 21	36-555010-39	• FAIRING, LH.							1	1
	36-555010-40	• FAIRING, RH.							1	1
	36-555010-81	• DOUBLER							2	1
- 22	36-555010-25	• BAFFLE ASSY							1	1
	36-555010-27	• BAFFLE							1	1
	36-555010-29	• SEAL							1	1
	36-555010-59	• STRIP							1	1
	MS21069L3K	• NUTPLATE							2	1
- 23	36-555010-69	• HINGE HALF, FWD.							1	1
- 24	36-555010-67	• HINGE HALF, AFT.							1	1
- 25	36-555010-5	• PIN, HINGE							1	1
- 26	36-555010-37	• FAIRING							1	1
	36-555010-83	• DOUBLER							1	1
- 27	36-555010-15	• BRACKET ASSY.							1	1
	36-555010-17	• BRACKET							1	1
	MS21069L06K	• NUTPLATE							1	1
	MS21069L08K	• NUTPLATE							2	1
	NAS697A08K	• NUTPLATE/ALTERNATE FOR MS21069L08K/							2	1
- 28	36-555010-13	• BRACKET, LH.							1	1
	36-555010-14	• BRACKET, RH.							1	1
- 29	36-555010-7	• BRACKET ASSY, LH							1	1
	36-555010-8	• BRACKET ASSY, RH							1	1
	36-555010-9	• BRACKET, LH.							1	1
	36-555010-10	• BRACKET, RH.							1	1
	MS21069L08K	• NUTPLATE							1	1
	NAS697A08K	• NUTPLATE/ALTERNATE FOR MS21069L08K/							1	1
- 30	BZ7RNT822	• SWITCH, MICRO.							2	1
		/ATTACHING PARTS/								
	MS35206-237	• SCREW							2	
	AN960-6L	• WASHER							2	
	100951CRO40ZDNC	• WASHER							2	
	MS21083N06	• NUT							2	
- 31	130909B15	• BOLT							2	1
- 32	MS21069L08K	• NUTPLATE							12	1
	NAS697A08K	• NUTPLATE/ALTERNATE FOR MS21069L08K/							12	1
	MS35206-244	• SCREW							12	1
	AN960-8L	• WASHER							12	1
- 33	36-555010-3	• BRACKET							1	1
- 34	MS35206-229	• SCREW							1	1
	AN960-6L	• WASHER							1	1
- 35	MS35206-244	• SCREW							4	1
	AN960-8L	• WASHER							4	1
	36-555010-71	• JACK PAD EXTENSION.							1	1

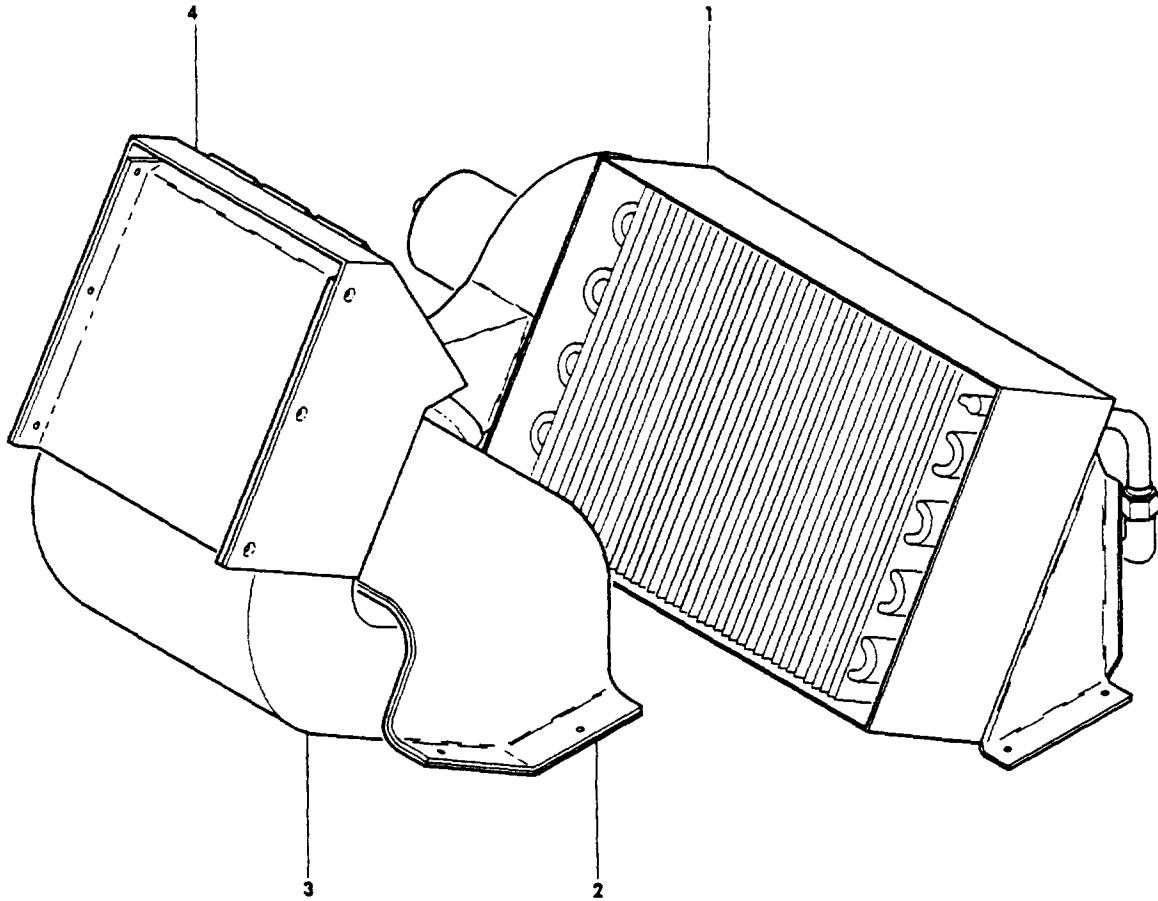
C O D E S O F E F F E C T I V I T Y

- 1 D-9787 AND AFTER 2 D-9787 THRU D-10119,
EXCEPT D-10097
- 3 D-10097,
D-10120 AND AFTER

BEECHCRAFT
BONANZA V35B
ILLUSTRATED PARTS CATALOG

FIGURE 427
AIR CONDITIONER EVAPORATOR
D-9787 AND AFTER

BEECHCRAFT
BONANZA V35B
ILLUSTRATED PARTS CATALOG



36-427-2

B E E C H C R A F T
B O N A N Z A V 3 5 8
I L L U S T R A T E D P A R T S C A T A L O G

FIG. & INDEX NO.	PART NO.	DESCRIPTION	UNITS PER ASSY	USABLE ON CODE	
427	36-555013-1	EVAPORATOR INSTALLATION, AIR CONDITIONER	NP	1	
	36-380027-1	. . . MODULE ASSY, EVAPORATOR/14 VOLT/	1	2	
	36-380027-29	. . . MODULE ASSY, EVAPORATOR/28 VOLT/	1	3	
		/ATTACHING PARTS/			
	AN530-10-R10	. . . SCREW	8		
	NAS384-6-8P	. . . SCREW	6		
	NAS391-6P	. . . WASHER	6		
	A8580-10Z-3	. . . NUTPLATE	8		
	- 1	36-380027-3	. . . MODULE, EVAPORATOR/14 VOLT/.	1	2
		36-380027-31	. . . MODULE, EVAPORATOR/28 VOLT/.	1	3
	R 1523215-2	. . . VALVE, EXPANSION	1	1	
- 2	36-380027-5	. . . COVER ASSY.	1		
	36-380027-7	. . . COVER	1	1	
	36-380027-9	. . . COVER	1	1	
- 3	36-380027-15	. . . DUCT ASSY	1	1	
	36-380027-17	. . . DUCT	1	1	
	36-380027-19	. . . SCREEN, WATER	1	1	
	36-380027-21	. . . NIPPLE, DRAIN	1	1	
	36-380027-23	. . . SPLITTER, WATER	1	1	
- 4	36-380027-25	. . . DUCT ASSY	1	1	
	36-380027-27	. . . DUCT	1	1	
	100-1-28	. . . LOUVER	3	1	
	172B	. . . ESCUTCHEON, LOUVER	3	1	

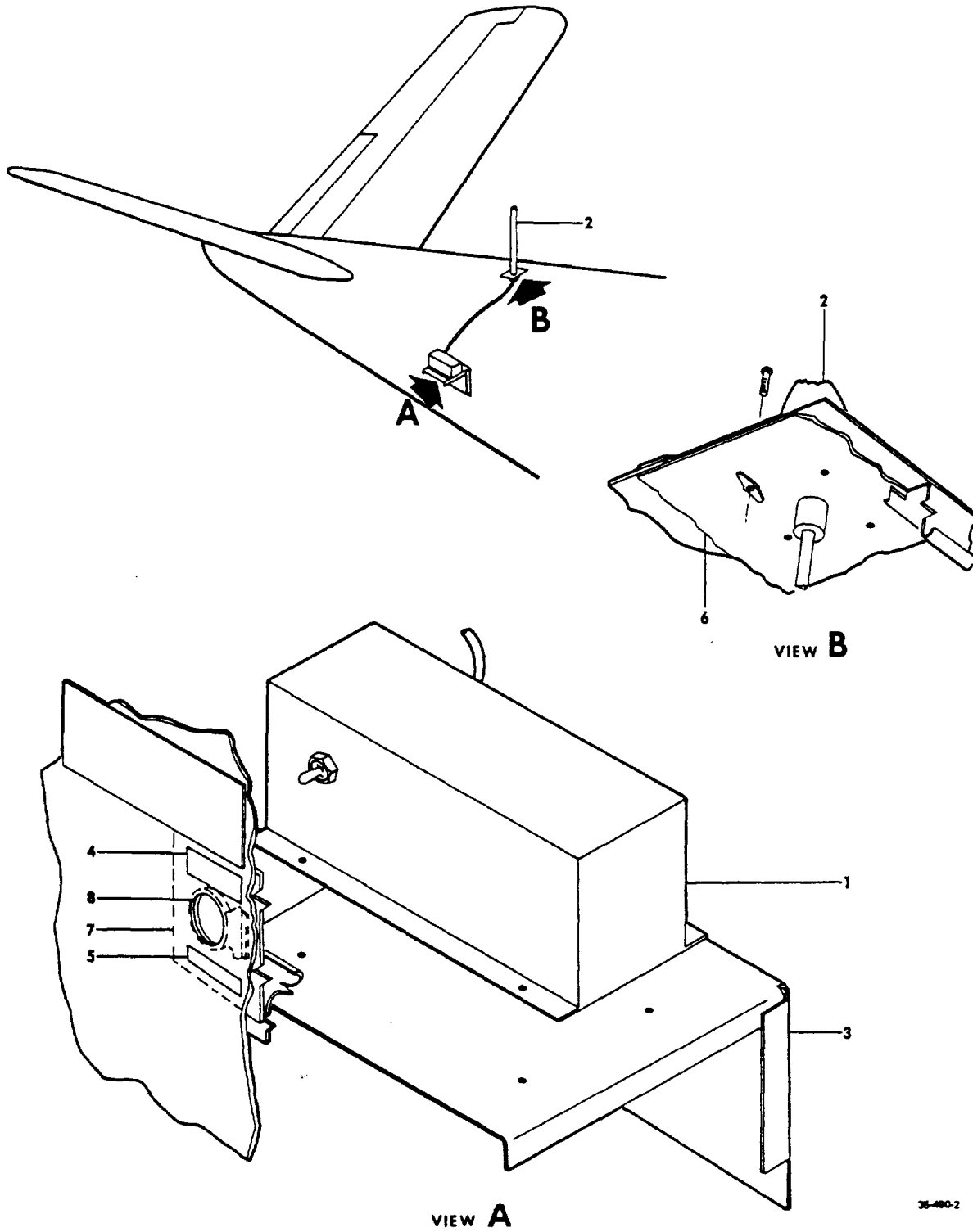
C O D E S O F E F F E C T I V I T Y

- 1 D-9787 AND AFTER 2 D-9787 THRU D-10119,
EXCEPT D-10097
- 3 D-10097,
D-10120 AND AFTER

B E E C H C R A F T
B O N A N Z A V 3 5 8
I L L U S T R A T E D P A R T S C A T A L O G

FIGURE 490
EMERGENCY LOCATOR TRANSMITTER
D-9306, D-9308 THRU D-10196

BEECHCRAFT
BONANZA V35B
ILLUSTRATED PARTS CATALOG



35-480-2

B E E C H C R A F T
B O N A N Z I A V 3 5 8
I L L U S T R A T E D P A R T S C A T A L O G

FIG. & INDEX NO.	PART NO.	DESCRIPTION	UNITS PER ASSY	USABLE ON CODE
490	36-340081-1	TRANSMITTER INSTL, EMERGENCY LOCATOR	NP	1
	36-340081-21	TRANSMITTER INSTL, EMERGENCY LOCATOR	NP	5
- 1	36-340180-1	TRANSMITTER INSTL, EMERGENCY LOCATOR	NP	4
	TR70-17	. TRANSMITTER /SUPERSEDES TR70-09/. ORDER KIT 101-3039-1 TO REPLACE TR70-17 TRANSMITTER /ATTACHING PARTS/	NP	3
	NAS1096-2-6	. SCREW	4	
	AN960-8	. WASHER.	4	
- 2	ELT10-158	. ANTENNA, EMERGENCY LOCATOR	1	1
	ELT10-214-2	. ANTENNA, EMERGENCY LOCATOR /ATTACHING PARTS/	1	2
	MS24693S51	. SCREW	4	
	AN960-916	. WASHER.	2	
	MS35338-50	. WASHER.	1	
	AN924-6D	. NUT /FURNISHED WITH ANTENNA/.	2	
	49296	. CLIP /ANTENNA CABLE SUPPORT/.	AR	3
	SCMS-P	. BLOCK, SWIVEL /ANTENNA CABLE SUPPORT/.	AR	3
	S40555	. BLOCK, SWIVEL /ALTERNATE FOR SCMS-P/.	AR	3
	MS18034-1	. TIE /ANTENNA CABLE SUPPORT/.	AR	3
- 3	36-340081-11	. BRACKET ASSY /SUPERSEDES 36-340081-5/.	1	6
- 4	36-340083-13	. DECAL/WHITE/.	1	
	36-340083-23	. DECAL/BLACK/.	1	
- 5	36-340083-17	. DECAL/WHITE/.	1	
	36-340083-15	. DECAL/BLACK/.	1	
	36-340083-19	. DECAL/BLACK/.	1	
	36-340083-21	. DECAL/WHITE/.	1	
- 6	36-340081-9	. DOUBLER	1	1
	36-340081-23	. DOUBLER ASSY.	1	5
- 7	36-340081-7	. DOUBLER	1	6
- 8	KM713-16-064	. DOOR, ACCESS	1	3
	BP60	BATTERY PACK.	1	3
	101-3039-1	KIT, EMERGENCY LOCATOR TRANSMITTER	1	3
	TR70-13	. TRANSMITTER, EMERGENCY LOCATOR	1	3
	BR60-08	. BRACKET, ELT MOUNTING. /ATTACHING PARTS/	1	3
	MS24693S51	. SCREW	6	
	AN960-8	. WASHER.	6	
	MS21042L08	. NUT	6	
	101-340830-13	. BRACKET ASSY, REMOTE SWITCH MOUNTING	1	3
	101-340009-351	. PLACARD	2	3

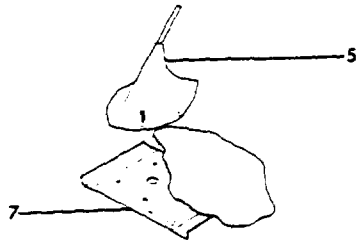
C O D E S O F E F F E C T I V I T Y

1	D-9306, D-9308 THRU D-9411	2	D-9412 THRU D-10196
3	D-9306, D-9308 THRU D-10196	4	D-9853 THRU D-10196
5	D-9412 THRU D-9852	6	D-9306, D-9308 THRU D-9852

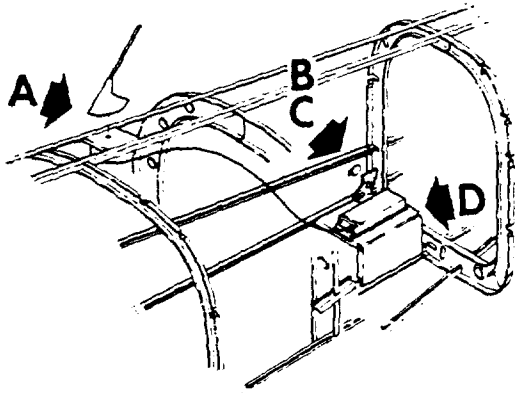
B E E C H C R A F T
B O M A N Z A V 3 5 B
I L L U S T R A T E D P A R T S C A T A L O G

FIGURE 490A
EMERGENCY LOCATOR TRANSMITTER
D-10197 AND AFTER

BEECHCRAFT
 BONANZA V35B
 ILLUSTRATED PARTS CATALOG



VIEW A

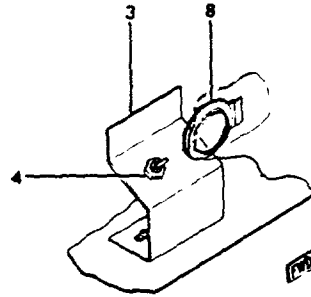


REARM-ARM-XMIT ——— 9

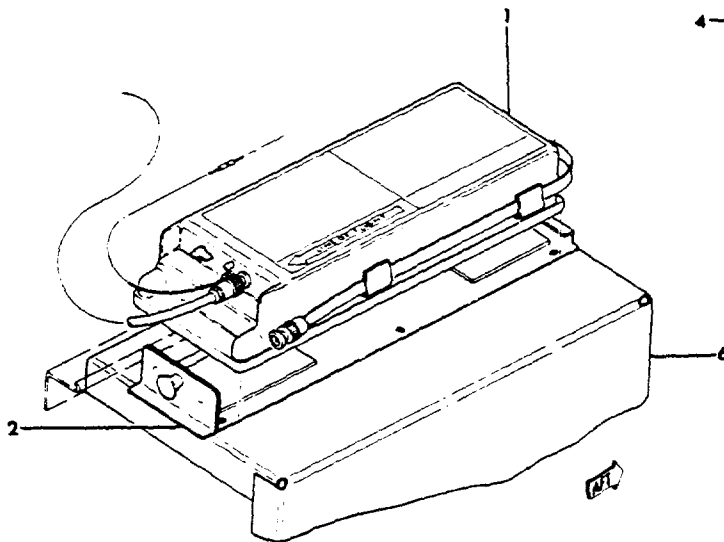
EMERGENCY LOCATOR
 TRANSMITTER SWITCH ——— 10

FOR AVIATION EMERGENCY USE ONLY.
 UNLICENSED OPERATION UNLAWFUL.
 OPERATION IN VIOLATION OF FCC
 RULES SUBJECT TO FINE OR LICENSE
 REVOCATION. ——— 11

VIEW B



VIEW C



VIEW D

36-490-3

S E E C H C R A F T
B O N A N Z A V 3 5 B
I L L U S T R A T E D P A R T S C A T A L O G

FIG. & INDEX NO.	PART NO.	DESCRIPTION	UNITS PER ASSY							USABLE ON CODE
			1	2	3	4	5	6	7	
490A	36-340314-1	TRANSMITTER INSTL, EMERGENCY LOCATOR							NP	1
	36-340373-1	TRANSMITTER INSTL, EMERGENCY LOCATOR							NP	2
	- 1 TR70-13	. TRANSMITTER, EMERGENCY LOCATOR /ORDER KIT 101-3046/							NP	1
	03716-0300	. TRANSMITTER, EMERGENCY LOCATOR							1	2
	BP60-11	. BATTERY PACK ASSY							NP	1
	57674-0001	. BATTERY PACK.							1	2
	70-18	. KIT, CONNECTOR							1	1
- 2	BR60-08	. BRACKET, XMTR MOUNTING /ATTACHING PARTS/							1	1
	MS24693551	. SCREW							6	
	57666-0001	. MOUNTING BRACKET.							1	2
	57682-0101	. MOUNTING BRACKET STRAP.							1	2
	04476-0001	. MOUNTING BRACKET LABEL.							1	2
	101-340830-13	. BRACKET ASSY, SWITCH MOUNTING.							1	1
	36-340373-11	. BRACKET ASSY, SWITCH MOUNTING. /ATTACHING PARTS/							1	2
	MS35026-243	. SCREW							2	
	MS35333-38	. WASHER.							2	
- 3	101-340830-17	. BRACKET							1	1
	101-340373-13	. BRACKET							1	2
- 4	MST205T	. SWITCH, REMOTE RESET							1	1
	MST105F	. SWITCH, REMOTE RESET							1	2
	SCMS-P	. BLOCK, SWIVAL/ALTERNATE FOR S40555/.							AR	3
	S40555	. BLOCK, SWIVAL/ALTERNATE FOR SCMS-P/.							AR	3
	MS18034-1	. CABLE TIE/ALTERNATE FOR MS17821-1-9/.							AR	3
	MS17821-1-9	. CABLE TIE/ALTERNATE FOR MS18034-1/.							AR	3
	49296	. CLIP, ANTENNA SUPPORT.							AR	3
- 5	ELT10-214-2	. ANTENNA /ATTACHING PARTS/							1	3
	MS24693551	. SCREW							4	
- 6	002-440000-119	BRACKET ASSY, XMTR SUPPORT							1	1
	002-440000-129	BRACKET ASSY, XMTR SUPPORT							1	2
- 7	002-440000-95	DOUBLER, ANTENNA SUPPORT/F S 195.0/.							1	3
- 8	R KM713-16-064	DOOR, SWITCH ACCESS.							1	3
- 9	36-340324-5	PLACARD/BLACK/.							1	1
	36-340324-7	PLACARD/WHITE/.							1	1
- 10	36-340083-15	PLACARD/BLACK/.							1	1
	36-340083-17	PLACARD/WHITE/.							1	1
- 11	36-340083-19	PLACARD/BLACK/.							1	1
	36-340083-21	PLACARD/WHITE/.							1	1
	101-341101-71	PLACARD, SWITCH POSITION							1	2

C O O D E S O F E F F E C T I V I T Y

1 D-10197 THRU D-10346 2 D-10347 AND AFTER
3 D-10197 AND AFTER