

Beechcraft

BONANZA

ILLUSTRATED PARTS CATALOG

H35 (D-4866 THRU D-5330)

J35 (D-5331 THRU D-5725)

K35 (D-5726 THRU D-6161)

M35 (D-6162 THRU D-6561)

N35 (D-6562 THRU D-6841)

P35 (D-6842 THRU D-7309)

S35 (D-7310 THRU D-7976)

V35 & V35TC (D-7977 THRU D-8598)

V35A & V35A-TC (D-8599 THRU D-9068)

Courtesy of Bomar Flying Service
www.bomar.biz

PUBLISHED BY
COMMERCIAL PUBLICATIONS
BEECH AIRCRAFT CORPORATION
WICHITA, KANSAS 67201
U. S. A.

MODEL 35 PARTS CATALOG

LIST OF EFFECTIVE REVISIONS

Always destroy superseded pages when you insert revised pages.

LOG OF REVISIONS

Part Number	Date	Figures Affected
35-390015-9	Issued January 1, 1958	
35-390015-9B	Reissued October 30, 1961	
35-390015-9C	Reissued February 14, 1964	
35-390015-9C1	Revised October 29, 1965	
35-390015-9C2	Revised February 18, 1966	
35-390015-9C3	Revised January, 1968	
35-390015-9C4	Revised February 3, 1984	Introduction Alphabetical and Figures 6 and 18
35-390015-9C5	Revised June 26, 1987	Introduction Alphabetical and Figure 26A.

98 36416

C5

Basic publications are assigned a part number which appears on the title page with the date of the issue. Subsequent revisions are identified by the addition of a revision code after the part number. A₁ after a part number denotes the first revision to the basic publication, A₂ the second, etc. Occasionally, it is necessary to completely reissue and reprint a publication for the purpose of obsoleting a previous issue and outstanding revisions thereto. As these replacement revisions are made, the code will also change to the next successive letter of the alphabet at each issue. For example, B for the first reissue, C for the second reissue, etc.

When ordering a handbook, give the basic number and the revision code when applicable, if a complete up-to-date publication is desired. Should only revision pages be required, give the basic number and revision code for the particular set of revision pages you desire.

AMENDMENT RECORD

for the

BEECHCRAFT Model 35

H35, J35, K35, M35, N35, P35, S35
V35, V35TC, V35A, V35A-TC (D-4866 and After)

PARTS CATALOG P/N 35-590015-9C3

Insert these pages into the Model 35 Parts Catalog as soon after receipt as possible. Always destroy superseded pages when you insert revised pages. This updated or additional information will become part of the catalog at the next revision. Retain this page until the next amendment is received.

AMENDMENT NUMBER	ISSUE DATE	FIGURES AFFECTED
I (Green)	October, 1968	Section 2 4, 7, 8, 8A, 9, 14D, 15C, 16, 17A, 21, 23, 25A, 26, 27, 28, 29, 33A, 35, 39, 41, 46, 46A, 46B, 47, 50A, 63, 64C, 66, 66A, 73 and 75 Section 5 50A, 101 Section 2
II (Salmon)	October, 1969	33A, 34C, 34D, 47, 58, 66A

MODEL 35 PARTS CATALOG

Listed below are the pages required for this publication, with effectivity current through the revision and/or reissue code shown on the lower right corner of this page, and on the title page. Each page is followed by an entry that denotes whether the page is still as originally issued, or is a part of some later revision or reissue.

LIST OF EFFECTIVE PAGES

Always destroy superseded pages when you insert revised pages.

*Title and Logo	C5	2-108 thru 2-114	C	2-249 thru 2-254	C3
*A and B	C5	*2-114A and 2-114B	C5	2-255 thru 2-259	C
i and ii	C	2-115 thru 2-118	C1	2-260 thru 2-262	C3
iii thru v	C4	2-119 thru 2-122	C	2-263 thru 2-266	C
*vi	C5	2-123 thru 2-127	C3	2-267 and 2-268	C3
vii and viii	C4	2-128 thru 2-130	C	2-268A and 2-268F	C3
1 thru 11	C4	2-131 thru 2-135	C3	2-269 and 2-270	C3
2-1 thru 2-5	C	2-136 thru 2-142	C	2-270A thru 2-270C	C3
2-6 thru 2-11	C3	2-143 thru 2-149	C3	2-270D thru 2-270F	C1
2-12 thru 2-15	C4	2-150	C	2-271 thru 2-274	C1
2-16	C	2-151 and 2-152	C3	2-274A thru 2-274L	C1
2-17 thru 2-22	C3	2-152A and 2-152B	C3	2-274M thru 2-274Q	C3
2-22A and 2-22B	C3	2-153 thru 2-157	C3	2-275 thru 2-278	C1
2-23	C3	2-158	C	2-278A thru 2-278E	C3
2-24	C	2-159 thru 2-162	C3	2-279 thru 2-285	C
2-25 thru 2-38	C3	2-163 thru 2-166	C	2-286 thru 2-290	C3
2-38A and 2-38B	C3	2-167 thru 2-170	C3	2-290A	C3
2-39 and 2-40	C3	2-171 thru 2-179	C	2-291 and 2-292	C3
2-40A and 2-40B	C3	2-180 thru 2-183	C2	2-293 and 2-294	C
2-41 thru 2-44	C3	2-184 thru 2-186	C3	2-295 thru 2-314	C3
2-44A and 2-44B	C3	2-186A thru 2-186D	C3	2-314A	C3
2-44C	C1	2-187	C3	2-315 thru 2-326	C3
2-44D	C3	2-188 thru 2-192	C	*1 thru 4!	C5
2-45	C3	2-193 and 2-194	C3	4-1 thru 4-32	C
2-46 thru 2-63	C	2-194A and 2-194B	C3	5-1 thru 5-34	C3
2-64 thru 2-68	C3	2-195	C3	6-1 and 6-2	C3
2-68A thru 2-68G	C3	2-196 thru 2-204	C		
2-69 thru 2-74	C	2-205 and 2-206	C3		
2-75 thru 2-78	C1	2-206A and 2-206B	C3		
2-78A	C1	2-207	C3		
2-78B thru 2-78N	C3	2-208 thru 2-210	C		
2-79 thru 2-82	C3	2-211 and 2-212	C2		
2-82A and 2-82B	C3	2-213 thru 2-221	C		
2-83 thru 2-86	C	2-222 thru 2-224	C2		
2-87 thru 2-88	C4	2-225 thru 2-234	C		
2-89 thru 2-103	C	2-235 thru 2-242	C2		
2-104 thru 2-107	C3	2-243 thru 2-248	C		

NOTE: The asterisk denotes pages in current revision.

C5

Basic publications are assigned a part number which appears on the title page with the date of the issue. Subsequent revisions are identified by the addition of a revision code after the part number. A1 after a part number denotes the first revision to the basic publication, A2 the second, etc. Occasionally, it is necessary to completely reissue and reprint a publication for the purpose of obsoleting a previous issue and outstanding revisions thereto. As these replacement reissues are made, the code will also change to the next successive letter of the alphabet at each issue. For example, B for the first reissue, C for the second, etc.

When ordering a manual, give the basic number, and the reissue code when applicable, if a complete up-to-date publication is desired. Should only revision pages be required, give the basic number and revision code for the particular set of revision pages you desire.

MODEL 35 PARTS CATALOG
GROUP INDEX GUIDE

FIGURE NO	TITLE	PAGE NO
1	General Arrangement of Complete Aircraft.....	2-1
2	Station Diagram.....	2-2
3	Wing & Stabilizer Skin Diagram.....	2-3
4	Fuselage Skin Diagram.....	2-5
5	Exterior Markings.....	2-8
6	Loose Tools And Accessories.....	2-12
7	Fuselage Structure.....	2-16
7A	Nose Ballast.....	2-24
	D-7310 And After	
8	Nose Section.....	2-25
8A	Air Intake.....	2-29
	D-7310 And After	
9	Cabin Door.....	2-31
10	Cabin Windows And Windshield.....	2-36
10A	One Piece Windshield.....	2-38B
	D-7977 Thru D-8598	
10B	Aft Window.....	2-40
	D-6562 And After	
10C	One Piece Windshield.....	2-40B
	D-8599 And After	
11	Baggage Door.....	2-41
11A	Utility Baggage Door.....	2-44
	D-7310 And After	
11B	Folding Fifth And Sixth Seats.....	2-44C
	D-7310 and After	
12	Cabin Floorboard.....	2-46
13	Forward Seat.....	2-48
	D-4866 Thru D-6561	
13A	Jump Seat.....	2-51
	D-5726 Thru D-6561	
13B	Front Seat.....	2-54
	D-6562 Thru D-6841	
14	Rear Seat.....	2-56
	D-4866 Thru D-5725	
14A	Rear Seat.....	2-58
	D-5726 Thru D-6561	
14B	Rear Seat.....	2-61
	D-6562 Thru D-6841	
14C	Front And Rear Seats.....	2-64
	D-6842 Thru D-8598	
14D	Pilots And Copilots Seats.....	2-68A
	D-8599 And After	
14E	Rear Seats.....	2-68E
	D-8599 And After	
15	Cabin Upholstery And Soundproofing.....	2-69
	D-4866 Thru D-6841	
15A	Cabin Upholstery And Soundproofing.....	2-75
	D-6842 Thru D-7309	
15B	Cabin Upholstery And Soundproofing.....	2-78B
	D-7310 Thru D-8598	
15C	Cabin Upholstery.....	2-78H
	D-8599 And After	
16	Cabin Equipment.....	2-80
17	Assist Retract Step.....	2-83
	D-4866 Thru D-6561	

MODEL 35 PARTS CATALOG
GROUP INDEX GUIDE

FIGURE NO	TITLE	PAGE NO
17A	Assist Step.....	2-86
	D-6562 And After	
18	Wing.....	2-87
19	Wing Leading Edge Structure.....	2-91
	D-4866 Thru D-6561	
19A	Wing Leading Edge Structure.....	2-94
	D-6562 And After	
20	Wing Main Section Structure.....	2-97
21	Aileron.....	2-101
22	Flap Assembly.....	2-102
23	Flap Control.....	2-104
24	Flap Position Indicator, Flap Actuator.....	2-106
	And Limit Switch	
25	Flap Motor.....	2-108
	D-4866 Thru D-6315	
25A	Flap Motor.....	2-110
	D-6316 Thru D-8871	
26	Stabilizer and Elevator Assembly.....	2-112
26A	Stabilizer Reinforcement Kit.....	2-114A
27	Aileron Control System.....	2-115
28	Elevator Control System.....	2-119
29	Elevator Trim Tab Control.....	2-122
30	Differential Control.....	2-128
31	Rudder Pedals.....	2-131
32	Rudder Control System.....	2-136
33	Main Landing Gear.....	2-138
	D-4866 Thru D-7132	
33A	Main Landing Gear.....	2-143
	D-7133 And After	
34	Main Wheel and Brake Assembly.....	2-147
	D-4866 Thru D-7214 Except	
	D-7209 Thru D-7212	
34A	Two Spot Gear Drive Brake.....	2-150
	D-6493 Thru D-7159	
34B	Brake.....	2-151
	D-7209 Thru D-7212	
	D-7215 Thru D-8501	
34C	Main Wheel.....	2-152A
	D-7209 Thru D-7212,	
	D-7215 And After	
34D	Brake.....	2-153
	D-8498 And After	
35	Main Landing Gear Retract System.....	2-154
36	Landing Gear Actuator.....	2-158
37	Main Landing Gear Doors.....	2-161
38	Nose Landing Gear.....	2-163
	D-4866 Thru D-6561	
38A	Nose Landing Gear.....	2-167
	D-6562 And After	
39	Nose Landing Gear Retract.....	2-171
40	Shimmy Damper.....	2-175
41	Nose Wheel Steering.....	2-176
42	Nose Landing Gear Door.....	2-178
43	Single Hydraulic Brake Plumbing.....	2-180
	D-4866 Thru D-7864	

**MODEL 35 PARTS CATALOG
GROUP INDEX GUIDE**

FIGURE NO	TITLE	PAGE NO
44	Dual Hydraulic Brake Plumbing.....	2-183
	D-4866 Thru D-7864	
44A	Single And Dual Hydraulic Brake Plumbing.....	2-186
	D-7865 And After	
45	Brake Master Cylinder.....	2-186
46	Cabin Heat & Vent.....	2-168
	D-4866 Thru D-7309	
46A	Cabin Heat And Vent.....	2-193
	D-7310 Thru D-8871	
46B	Cabin Heat And Vent.....	2-194C
	D-8872 And After	
47	Power Plant.....	2-196
	D-4866 Thru D-7309	
47A	Power Plant.....	2-205
	D-7310 And After	
48	Engine Cowling.....	2-208
49	Cowl Flap And Controls.....	2-211
50	Engine Baffles.....	2-213
	D-4866 Thru D-7309	
50A	Engine Baffles.....	2-215
	D-7310 And After	
51	Engine Controls.....	2-219
	D-4866 Thru D-5330	
52	Engine Controls.....	2-221
	D-5331 And After	
53	Beechcraft Propeller.....	2-225
53A	Flottorp Propeller.....	2-229
54	Fuel System.....	2-232
	D-4866 Thru D-5330	
55	Fuel System.....	2-235
	D-5331 And After	
56	Fuel Unit.....	2-243
	D-4866 Thru D-5331	
57	Wing Auxiliary Fuel Cells.....	2-246
58	Fixed Instrument Panel.....	2-249
	D-4866 Thru D-6841	
59	Center Panel and Pulley Bracket.....	2-255
60	Control Column.....	2-257
61	Single and Dual Control Column Arm.....	2-260
	D-4866 Thru D-8335	
62	Floating Instrument Panel.....	2-262
	D-4866 Thru D-6841	
62A	Instrument Panel And Plumbing.....	2-266
	D-6842 Thru D-8598	
63	Instrument Panel And Plumbing.....	2-268E
	D-8599 And After	
63A	Instrument Lights.....	2-270C
	D-6842 And After	
63B	Heated Pitot Tube.....	2-270D
64	Pitot, Static Pressure, Instrument.....	2-270F
	And Vacuum Plumbing	
	D-4866 Thru D-5424	
64A	Pitot, Static Pressure, Instrument.....	2-274B
	And Vacuum Plumbing	
	D-5425 Thru D-5725	

**MODEL 35 PARTS CATALOG
GROUP INDEX GUIDE**

FIGURE NO	TITLE	PAGE NO
64B	Pitot, Static Pressure Instrument..... And Vacuum Plumbing D-5726 Thru D-7976	2-274F
64C	Pitot, Static Pressure Instrument..... And Vacuum Plumbing D-7977 And After	2-274M
65	Fresh Air Duct..... D-6562 Thru D-7976	2-275
65A	Overhead Panel..... D-7977 And After	2-278A
66	Electrical Components.....	2-279
66A	Fuselage And Instrument Panel..... Electrical Equipment D-6842 And After	2-286
66B	Landing And Taxi Lights..... D-6562 And After	2-291
67	Speaker And Light Unit..... D-4866 Thru D-6561	2-293
68	Magic Hand Landing Gear Safety System..... D-7842 And After	2-295
69	Constant Copilot Stability Augmentation Sys... D-7977 Thru D-8598	2-298
70	Oxygen System..... D-7727 Thru D-8270	2-300
71	Oxygen System..... D-8271 And After	2-307
72	Single and Dual Control Column Arm,..... Control Wheel Map Light and Clock D-8336 And After	2-315
73	Electric Elevator Trim Control..... D-8841 And After	2-320
74	Wing Tip Fuel Tanks..... D-7977 And After	2-322

HOW TO USE THIS CATALOG

This Illustrated Parts Catalog contains listings of replacement parts for the Beechcraft Model 35 Bonanza. An explanation of each section in the catalog and information for ordering replacement parts are shown in the following paragraphs.

SECTION 1 - ALPHABETICAL INDEX

The Alphabetical Index contains a listing of item descriptions arranged in alphabetical order and referenced by figure number to their location in section 2,

Illustrated Parts List. For convenience each page in Section 2 contains a block in the upper corner which refers to the particular figure number.

SECTION 2 - ILLUSTRATED PARTS LIST

The Illustrated Parts List consists of the complete airplane broken down into assemblies, sub-assemblies, detail parts, and attaching parts. A separation symbol (----*----) follows the listing of attaching parts to distinguish them from assembly breakdown.

FIG. S INDEX NO.	PART NO.	INDENTURE COLUMN							DESCRIPTION	UNITS PER ASSY	USABLE ON CODE
		1	2	3	4	5	6	7			
7	414-18400								ASSY-FUSELAGE	1	
	414-184001								STRUCTURE ASSY-FUSELAGE NOSE SECTION	1	
	- 1 414-185260								CAP ASSY-FUSELAGE NOSE /ATTACHING PARTS/	1	
	- 2 AN520-10R16								SCREW	17	
	- 3 414-184018-601								COVER ASSY-NOSE RADIO ACCESS. /USED WITHOUT NOSE FUEL TANK/ /SPARE ASSY/	1	
	414-184018								COVER ASSY-NOSE RADIO ACCESS. /USED WITH NOSE FUEL TANK/ /ATTACHING PARTS/	1	
	AJ-4-30								FASTENER	17	
	A4-30								FASTENER	18	
									LATCH INSTL-NOSE ACCESS COVER	1	
	- 4 414-184040-1								LEVER ASSY-COVER LATCH	1	
	- 5 414-184040-7								STRAP-COVER LATCH	1	
	- 6 98292-170								STUD	1	
	- 7 98947-0130								RECEPTACLE	1	
	98936								PIN	1	
	295718								COVER-AIRLOC RECEPTACLE	1	
	- 8 11511-1								BOLT-TEE	1	
	404-189630								DOOR ASSY-NOSE FUEL TANK /ATTACHING PARTS/	1	
	- 9 105774-C-090-00208								PIN-WINGE	1	

The Section 2 excerpt above shows the indenture system used to indicate parts included in any given assembly. By this indenture system, parts shown in column 2 are component parts of the immediately preceding assembly in column 1; parts shown in column 3 are component parts of the immediately preceding assembly in column 2, etc., through column 7. As an example, if the latch assembly is ordered (See checked item in above illustration), the lever assy (index 4) and strap (index 5) would be received. If the nose section structure assembly is ordered, the latch assembly and its components plus the fuel tank door assembly and its components would be received.

If two assemblies are made up of a majority of identical parts, or the assemblies are opposite, i.e., left and right hand, the assemblies are listed together with their detail parts listed as common for both assemblies. In this case, only the left or right hand part, but not both, is indexed and illustrated, with the difference between left and right hand parts noted in the description column.

The Units Per Assembly column indicates the number of

detail parts required per assembly. When a spare assembly has the note (Spare Assy, See Section 4 For Components) following the description, a list of the components will be found in Section 4, Spare Assembly Components. The notation "(See Fig. ___)" indicates that this assembly and its detail parts are illustrated and broken down in another figure. When "(See Fig. ___ for NHA)" follows the description and "REF" is in the Units per Assembly column, this assembly is a detail of the next higher assembly figure.

MODEL 35 PARTS CATALOG

When a number is shown in the Usable On Code column, refer to the code at the end of the listing of parts for that particular figure to determine aircraft serial effective-

ness. Each figure has its own distinct coding, i.e., the code number denoting serial effectivity for one figure will not be the same for another figure.

FIG. & INDEX NO	PART NO	DESCRIPTION	UNITS PER ASSY	USABLE ON CODE
54	-188900			
	84-188900-5	MOTOR ASSY-LANDING GEAR RETRACT		
	-188900-7	MOTOR ASSY-LANDING GEAR RETRACT	REF	
	824-18895	MOTOR ASSY-LANDING GEAR RETRACT		
	824-18895-6	MOTOR & GEAR ASSY-LANDING GEAR RETRACT	REF	
	- 1 AN5-10	MOTOR & GEAR ASSY-LANDING GEAR RETRACT		
	- 2 AN5-11	MOTOR & GEAR ASSY-LANDING GEAR RETRACT		
	AN960-516	BOLT, ATTACHING PARTS	1	
	AN365-524	BOLT,	1	
	- 3 84-188590	WASHER	1	
	404-188590	WASHER	3	
	10559	WASHER	4	
	MC44	WASHER		
	- 4 824-18895-2	WASHER		
	- 5 824-18895-4	WASHER		
	- 6 824-18895-6	WASHER		
	- 7 824-188904	WASHER		
	188904	WASHER		
	AN280406	WASHER		
	- 9 AN316-8R	WASHER	1	
	- 10 188901	WASHER	1	
	AN2018P6A	WASHER	1	
	- 12 404-188959	WASHER	1	
	- 13 84-188900-1	WASHER	1	
	- 14 414-188903	WASHER	1	
	- 18 188970	GASKET-RETRACT MOTOR HOUSING COVER	1	
	- 20 AN900A10-10	WASHER		
	AN960-10	WASHER		
	- 21 AN913-1	WASHER		
	- 22 100951-X-020-100-116	WASHER		

How To Locate A Part When The Description Is Known

Consult Section 1, Alphabetical Index, for the figure in Section 2 in which the part is listed. Immediately preceding the listing of parts in Section 2 is an illustration for each figure; locate the necessary part in the illustration (see step 1 in the excerpt shown above). The index number adjacent to the illustrated part will appear in the listing of parts in the column entitled "Figure and Index Number" (see step 2 above). Immediately to the right of the index number will be found the required part number. See the paragraph entitled SECTION 3 - ALPHA-NUMERICAL INDEX for locating parts when the part number is known.

MODEL 35 PARTS CATALOG

SECTION 3 - ALPHA-NUMERICAL INDEX

This section of the catalog is a complete alpha-numerical listing, presented in tabular form, of each part number listed in Section 2, Illustrated Parts List. Parts common to more than one figure or assembly will be listed once in Section 3 for each time it appears in Section 2 in order to reflect the different figures. It will be necessary to check each figure referenced by these common parts in order to find the desired installation.

How To Locate A Part When The Part Number Is Known

If the part number is known and the Illustrated Parts List must be consulted for model applicability or description, refer to Section 3, Alpha-Numerical Index, for the figure and index number of the required part (refer to the excerpt shown below).

Part Number	Figure	Index
188970	54	18
...

When part number only is known turn to Section 3 (ALPHA-NUMERICAL INDEX) to locate correct figure & index number for illustration in Section 2.

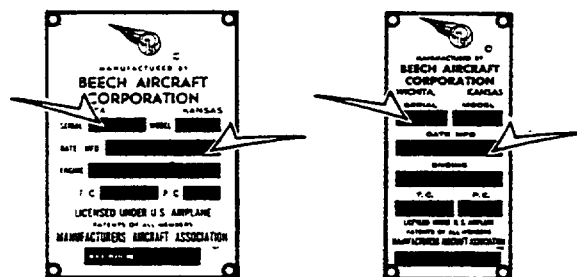
SECTION 4 - SPARE ASSEMBLY COMPONENTS

Most of the spare assemblies listed in Section 2 appears in this section with a tabular listing of their components. Before ordering a spare assembly, check this section to find out what you will get.

IMPORTANT! WHEN ORDERING PARTS

When ordering parts, always use the COMPLETE manufacturer's part number listed in the Part Number column.

Delays in filling spare parts orders often occur as a result of incomplete information being furnished with the original order, i. e., lack of model designation, serial number and date of manufacture. The original order should always contain the information indicated by check marks on the placard shown, in addition to the correct part number and description or any pertinent information which might further define the parts required.



(D-4866 thru D-8531)

(D-8532 And After)

The serial placard (D-4866 thru D-8531) shown above is located approximately 9 3/4" forward of the Tail Cone Assembly on the bottom exterior section of the fuselage. The serial placard (D-8532 And After) shown above is located on the R. H. Side fuselage skin adjacent to the flap.

Address all orders to: Commercial Product Support
Beech Aircraft Corporation
Wichita, Kansas 67201
U.S.A.

WARNING

The parts catalog has but one function: To facilitate ordering replacement parts for the Beechcraft Model 35 Bonanza.

Illustrations in this catalog are to be used only as aids in identifying parts and should not be used as a maintenance reference for reassembly.

SECTION 5 - TURBOCHARGED ENGINE ILLUSTRATED PARTS LIST

This section contains Illustrations and Parts Lists for the Turbocharged BEEHCRAFT Bonanza. The figures in Section 5 numbered under 100 contain only the parts used on a Bonanza equipped with a Turbocharged engine. These same figures in Section 2 contain parts used on Bonanzas equipped with a normally aspirated engine and parts common to both configurations. Figures numbered 100 or over are new and pertain to the Turbocharged BEEHCRAFT Bonanza only.

SECTION 6 - TURBOCHARGED ENGINE ALPHA-NUMERICAL INDEX

This index contains part numbers listed in alpha-numeric order. It is to be used for locating part numbers by Figure Number and Index Number listed in Section 5 only.

MODEL 35 PARTS CATALOG

LIST OF EFFECTIVE REVISIONS AND PAGES

The List of Effective Revisions and Pages following the Logo Page of the manual lists the revisions currently effective for the manual and a list of all effective pages with date.

NOTE

Neither Service Publications, Reissues, nor Revisions are automatically provided to the holders of this manual. For information on how to obtain "Revision Service" applicable to this manual, consult a BEEHCRAFT Aero or Aviation Center or International Distributor or Dealer, or refer to the latest revision of BEEHCRAFT Service Bulletin No. 2001.

MICROFICHE/AEROFICHE

The General Aviation Manufacturers Association has developed a specification for Microfiche and registered the name Aerofiche for use by all GAMA Members. This manual is available on Aerofiche or on paper, and either form of this manual may be obtained from BEEHCRAFT Aero or Aviation Centers and International Distributors or Dealers.

NOTICE

Beech Aircraft Corporation expressly reserves the right to supersede, cancel and/or declare obsolete any part, part numbers, kits or publications that may be referenced in this manual without prior notice.

WARNING

Use only genuine BEEHCRAFT or BEEHCRAFT approved parts obtained from BEEHCRAFT approved sources, in connection with the maintenance and repair of Beech airplanes.

Genuine BEEHCRAFT parts are produced and inspected under rigorous procedures to insure airworthiness and suitability for use in Beech airplane applications. Parts purchased from sources other than BEEHCRAFT, even though outwardly identical in appearance may not have had the required tests and inspections performed, may be different in fabrication techniques and materials, and may be dangerous when installed in an airplane.

Salvaged airplane parts, reworked parts obtained from non-BEEHCRAFT approved sources, or parts, components, or structural assemblies, the service history of which is unknown or cannot be authenticated, may have been subjected to unacceptable stresses or temperatures or have other hidden damage, not discernible through routine visual or usual nondestructive testing techniques. This may render the part, component or structural assembly, even though originally manufactured by BEEHCRAFT, unsuitable and unsafe for airplane use.


BEEHCRAFT expressly disclaims any responsibility for malfunctions, failures, damage or injury caused by use of non-BEEHCRAFT approved parts.

S
E
C
T
I
O
N

Beechcraft

BONANZA
MODEL 35

ALPHABETICAL INDEX



BEECHCRAFT
 BONANZA M THRU V35A
 ILLUSTRATED PARTS CATALOG

ALPHABETICAL INDEX

COMPONENT ITEM OR SYSTEM NAME	FIGURE NO.	COMPONENT ITEM OR SYSTEM NAME	FIGURE NO.
A			
ABSORBER,MN LANDING GEAR SHOCK	33	ALTERNATOR OUT DECAL	63
ABSORBER,NOSE GEAR SHOCK	38A	ALTIMETER	62
ACCESS COVER,STABILIZER	26	AMMETER	62A
ACCESS DR,DIFFERENTIAL CONTROL	7	ARM,AILERON & RUD BINGEE SP	27
ACCESS DR,FORWARD FUSELAGE	7	ARM,COWL FLAP CONTROL	49
ACCESSORIES & LOOSE TOOLS	6	ARM,DUAL CONTROL COLUMN	72
ACTUATOR ARM,NOSE GEAR DOOR	39	ARM,NOSE GEAR DOOR ACTUATOR	39
ACTUATOR BRACKET,FLAP	22	ARM,NOSE STEERING TORQUE	31
ACTUATOR HOUSING,LANDING GEAR	36	ARM,RUDDER PEDAL	31
ACTUATOR MOTOR,TRIM TAB	73	ARM,SINGLE CONTROL COLUMN	72
ACTUATOR PISTON,FLAP	24	ARMATURE,FLAP MOTOR	25
ACTUATOR RETRACT ARM,NOSE GEAR	36	ARMREST	11B
ACTUATOR ROD,LANDING GEAR DOOR	35	ARMREST,FRONT SEAT	70
ACTUATOR SHAFT,FLAP	25	ARMREST,REAR SEAT	14
ACTUATOR SUPPORT,FLAP	20	ARMREST,SIDE PANEL	15C
ACTUATOR SUPPORT,LANDING GEAR	7	ARRANGEMENT,AIRCRAFT GENERAL	1
ACTUATOR SWITCH,LANDING GEAR	35	ASH TRAY	15
ACTUATOR,CABLE BRAKE	34	ASSIST HANDLE	7
ACTUATOR,ELECTRIC TRIM TAB	73	ASSIST STEP	7
ACTUATOR,ELEVATOR TRIM TAB	29	AUGMENTATION SYSTEM,STABILITY	69
ACTUATOR,FLAP	23	AUXILIARY FUEL PUMP	55
ACTUATOR,MN LDG GEAR RETRACT	35	AUXILIARY FUEL PUMP SWITCH	66A
ADAPTER,CONTROL WHEEL	72	AXLE,NOSE WHEEL	38
ADAPTER,MAIN WHEEL JACK	6		
ADAPTER,TURBOCHARGER	102	B	
ADJUSTMENT HANDLE,CHAIR	14D	BACK ADJUSTMENT,SEAT	14A
ADJUSTMENT,RUDDER PEDAL	31	BACK COVER,SEAT	14D
ADJUSTMENT,SEAT	13	BAFFLE SEAL	50A
AFT BULKHEAD TRIM	15C	BAFFLE SUPPORT	50
AFT CABIN WINDOW	7	BAFFLE,ENGINE	50
AFT UPHOLSTERY PANELS	15	BAFFLE,NOSE COWL WINTER	6
AILERON	21	BAFFLE,NOSE SECTION	8
AILERON & RUD BUNGEE SPG ARM	27	BAFFLE,OIL COOLER	50
AILERON & RUDDER BUNGEE SPRING	27	BAG,COMPARTMENT,FLOOR BOARD	12
AILERON BELLCRANK	27	BAG,FLIGHT	6
AILERON BRACKET	20	BAGGAGE DOOR	7
AILERON CONTROL	61	BAGGAGE DOOR LOCK	11
AILERON CONTROL CABLE	27	BAGGAGE DOOR PANEL	11
AILERON CONTROL PULLEY	27	BAGGAGE DOOR SEAL	11
AILERON CONTROL ROD	27	BAGGAGE DOOR STOP	11
AILERON FLIGHT CONTROL	27	BAGGAGE DOOR TRIM	15C
AILERON HINGE BRACKET	21	BAGGAGE DOOR WINDLACE	15B
AILERON SERVO	69	BAGGAGE DR UPHOLSTERY PANEL	15C
AILERON TRIM CONTROL	72	BAGGAGE HOLD DOWN STRAP	15C
AIR CONTROL,FRESH	65	BALANCE WEIGHT,ELEVATOR	26
AIR DUCT,CABIN	46A	BATTERY	66
AIR DUCT,CARBURETOR	47	BATTERY BOX	66
AIR DUCT,COLD	46	BATTERY CABLE	66
AIR DUCT,FRESH	46A	BATTERY,MASTER RELAY	66
AIR FILTER	64C	BATTERY,MASTER SWITCH	58
AIR FILTER GASKET	8A	BEACON SWITCH,ROTATING	66
AIR INTAKE	8	BEACON UPPER & LOWER ROTATING	66
AIR INTAKE BOX	8	BEECHCRAFT EMBLEM	5
AIR INTAKE FILTER	8	BEECHCRAFT SERV STATION DIR	6
AIR OUTLET VALVE,FRESH	65	BELLCRANK,AILERON	27
AIR PRESSURE REGULATOR	64C	BELLCRANK,ELEVATOR REDUCTION	30
AIR PRESSURE SYSTEM FILTER	63	BELLCRANK,RUDDER PEDAL	31
AIR SCDOOP,FRESH	65	BELT,SEAT	11B
AIR TEMPERATURE INDICATOR,FREE	10	BEZEL,INSTRUMENT	62A
AIRCRAFT GENERAL ARRANGEMENT	1	BK FLUID RESERVOIR,HYDRAULIC	43
AIRPLANE LOG BOOK	6	BLADE,PROPELLER	53
AIRSPEED INDICATOR	62	BOB WEIGHT,ELEVATOR	28
ALCOR MIXTURE CONTROL IND	63	BOLT NUT WRENCH,WING	6
ALTERNATE AIR DOOR CONTROL	8A		

BEECHCRAFT
 BONANZA H THRU V35A
 ILLUSTRATED PARTS CATALOG

ALPHABETICAL INDEX

COMPONENT ITEM OR SYSTEM NAME	FIGURE NO.	COMPONENT ITEM OR SYSTEM NAME	FIGURE NO.
B		C	
BOLT WRENCH, WING	6	CABIN HEAT & VENT	46
BONANZA EMBLEM	5	CABIN HEAT DUCT	46
BONDING JUMPER	6	CABIN PANEL BOTTOM	7
BOOK, AIRPLANE LOG	6	CABIN VENT	7
BOOK, ENGINE LOG	6	CABIN WINDOW	10
BOOST PUMP SWITCH	58	CABIN WINDOW LATCH	10
BOOST PUMP, FUEL	55	CABIN WINDOW, AFT	7
BOOT, LANDING GEAR HANDCRANK	15	CABLE, AILERON CONTROL	27
BOOT, MAIN LANDING GEAR UP LOCK	35	CABLE, BATTERY & STARTER	66
BOOT, RUDDER PEDAL	15A	CABLE, BRAKE ACTUATOR	34
BOTTLE, OXYGEN	70	CABLE, ELEVATOR CONTROL	28
BOTTOM, CABIN PANEL	7	CABLE, ELEVATOR TRIM TAB CONT	29
BOX, AIR INTAKE	8	CABLE, RUDDER CONTROL	30
BOX, BATTERY	66	CABLE, UP LOCK MN LANDING GEAR	35
BOX, GLOVE	58	CALCULATOR, ENGINE HORSEPOWER	6
BRACE, NOSE LANDING GEAR	38A	CANOPY STRUCTURE	7
BRACE, RUDDER PEDAL	43	CAP STRIP, OIL COOLER	50
BRACKET, AILERON	20	CAP, FUEL	6
BRACKET, ENGINE CONTROLS	63	CARBURETOR	47
BRACKET, FLAP	20	CARBURETOR AIR DUCT	47
BRACKET, FLAP ACTUATOR	22	CARBURETOR, MIXTURE CONTROL	51
BRACKET, LANDING LIGHT	66B	CARD TABLE	16
BRACKET, PASSING LIGHT	66B	CARPET	15
BRAKE ACTUATOR, CABLE	34	CARRY THRU COVER, SPAR	15C
BRAKE CONTROL, PARKING	43	CARRY THRU STRUCTURE, SPAR	7
BRAKE HOUSING	34B	CATALOG, PARTS	6
BRAKE LINING	34B	CELL, FUEL	54
BRAKE MASTER CYLINDER COVER	43	CHAIR ADJUSTMENT HANDLE	14C
BRAKE PLUMBING, HYDRAULIC	43	CHAIR COVER	11B
BRAKE VALVE, PARKING	43	CHAIR FRAME	14D
BRAKE, DISC	34	CHAIR TRACK	7
BRAKE, MAIN LANDING GEAR	33	CHART, HORSEPOWER SETTING	6
BRAKE, MASTER CYLINDER	43	CHECK LIST, PILOTS	6
BREAKER, GENERATOR CIRCUIT	66A	CHECK VALVE, OIL COOLER	102
BREATHER TUBE, CRANKCASE	47A	CIGARETTE LIGHTER	15A
BRUSH PACKAGE, ALTERNATOR	47A	CIRCUIT BREAKER, GENERATOR	66A
BRUSH, FLAP MOTOR	25	CLAMP, LANDING LIGHT BULB	66B
BRUSH, STARTER	47A	CLOCK	63
BULB CLAMP, LANDING LIGHT	66B	CLOCK, CONTROL WHEEL	72
BULB, CYLINDER HEAD TEMPERATURE	47A	CLOCK, EIGHT-DAY	16
BULB, LANDING LIGHT	66B	CLOCK, MOUNTING PLATE	72
BULB, LIGHT	63A	CLUSTER, ENGINE INSTRUMENT	62
BULB, OIL TEMPERATURE	47A	CLUTCH, TRIM ACTUATOR	73
BULB, PASSING LIGHT	66B	COAT HANGER	6
BULKHEAD TRIM, AFT	15C	COAT HANGER HOOK	15A
BUSHING, STABILIZER WEAR	26	COLD AIR DUCT	46
C		COLUMN HANGER, CONTROL	60
CABIN AIR DUCT	46A	COLUMN LOCK PIN, CONTROL	6
CABIN DOOR	9	COLUMN LOCK, CONTROL	6
CABIN DOOR FRAME	9	COLUMN STOP, CONTROL	59
CABIN DOOR HANDLE	9	COLUMN, CONTROL	23
CABIN DOOR HINGE	9	COMPARTMENT, ENGINE	7
CABIN DOOR HINGE SEAL	9	COMPASS	10
CABIN DOOR LATCH	9	CONE, TAIL	7
CABIN DOOR MOULDING	9	CONSOLE, OXYGEN	70
CABIN DOOR TRIM	15C	CONT CABLE, ELEVATOR TRIM TAB	29
CABIN DOOR WINDLACE	15	CONT WHEEL, ELEVATOR TRIM TAB	29
CABIN DOOR WINDOW	9	CONTROL ARM, CONWL FLAP	49
CABIN DR UPHOLSTERY PANELS	15C	CONTROL ARM, RETAINER	61
CABIN FLOOR CARPET	15C	CONTROL BRACKET, ENGINE	63
CABIN FLOORBOARD	7	CONTROL CABLE, AILERON	27
CABIN HEADLINER	15C	CONTROL CABLE, ELEVATOR	28
		CONTROL CABLE, RUDDER	30
		CONTROL COLUMN ARM	61

BEECHCRAFT
BONANZA M THRU V35A
ILLUSTRATED PARTS CATALOG

ALPHABETICAL INDEX

COMPONENT ITEM OR SYSTEM NAME	FIGURE NO.	COMPONENT ITEM OR SYSTEM NAME	FIGURE NO.
C			
CONTROL LEVER, SWITCH	58	CUSHION, REAR SEAT	14A
CONTROL METER, MIXTURE	62A	CUSHION, SEAT	14C
CONTROL MOTOR, FLAP	23	CYLINDER COVER, BK MASTER	43
CONTROL PLUMBING, TURBO-CHARGER	103	CYLINDER HEAD TEMP GAGE	62A
CONTROL PULLEY, AILERON	27	CYLINDER HEAD TEMP TC	47A
CONTROL PULLEY, ELEVATOR	28	CYLINDER, BRAKE MASTER	43
CONTROL ROD, AILERON	27		
CONTROL SUPPORT, DIFFERENTIAL	30	D	
CONTROL WHEEL ADAPTER	72	DAMPER, NOSE GEAR, SHIMMY	38
CONTROL WHEEL CLOCK	72	DECAL, ALTERNATOR OUT	63
CONTROL WHEEL EMBLEM	61	DECAL, FLIGHT PROCEDURE	63
CONTROL WHEEL MAPLIGHT	72	DECAL, HAT SHELF	15C
CONTROL WHEEL, COPILOTS	72	DEFROSTER CONTROL	46
CONTROL WHEEL, PILOTS	72	DEFROSTER DUCT	46
CONTROL, AILERON	61	DEFROSTER VALVE	46
CONTROL, AILERON FLIGHT	27	DIAGRAM, FUSELAGE SKIN	4
CONTROL, AILERON TRIM	72	DIAGRAM, STATION	2
CONTROL, ALTERNATE AIR DOOR	8A	DIAGRAM, WING SKIN	3
CONTROL, CARBURETOR HEAT	51	DIAL, IGNITION SWITCH	66A
CONTROL, CARBURETOR MIXTURE	51	DIFFERENTIAL CONT ACCESS DOOR	7
CONTROL, COLUMN	28	DIFFERENTIAL CONT SUPPORT	28
CONTROL, COLUMN HANGER	60	DIFFERENTIAL FLIGHT CONT	28
CONTROL, COLUMN LOCK	6	DIRECTIONAL GYRO	62
CONTROL, COLUMN STOP	59	DIRECTORY, BEECHCRAFT SERV STA	6
CONTROL, COLUMN WHEEL	61	DISC, BRAKE	34
CONTROL, COWL FLAP	49	DOME LIGHT LENS	65
CONTROL, DEFROSTER	46	DOOR ACTR ARM NOSE GEAR	39
CONTROL, DIFFERENTIAL FLIGHT	28	DOOR ACTR ROD, LG	35
CONTROL, ENGINE	49	DOOR CONTROL, ALT AIR	8A
CONTROL, FIRE SHUTOFF DOOR	46A	DOOR FRAME, CABIN	9
CONTROL, FLAP	23	DOOR HANDLE, CABIN	9
CONTROL, FRESH AIR	65	DOOR HINGE SEAL, CABIN	9
CONTROL, HEAT REGULATING	46	DOOR HINGE SEAL, CABIN	9
CONTROL, PARKING BRAKE	43	DOOR HINGE, CABIN	9
CONTROL, PROPELLER	51	DOOR HINGE, MN LG	37
CONTROL, THROTTLE	51	DOOR HINGE, NOSE GEAR	42
CONTROL, WHEEL COVER PLATE	72	DOOR IDLER ARM, MN LG	35
CONTROLLER, TURBOCHARGER	102	DOOR LATCH, CABIN	9
COOLER BAFFLE, OIL	50	DOOR LOCK, BAGGAGE	11
COOLER, OIL	47	DOOR MOULDING, CABIN	9
COOLING SYSTEM, TURBOCHARGER	103	DOOR SEAL, BAGGAGE	11
COORDINATOR, TURN	62A	DOOR SEAL, COWL	48
COPILOTS SEAT	14C	DOOR STOP, BAGGAGE	11
COVER PLATE, CONTROL WHEEL	72	DOOR TRIM, BAGGAGE	15C
COVER, BRAKE MASTER CYLINDER	43	DOOR TRIM, CABIN	15C
COVER, EMER LANDING GEAR CRANK	15C	DOOR UPHOLSTERY PANEL BAGGAGE	15C
COVER, FIREWALL	15	DOOR WINDLACE, CABIN	15
COVER, FUEL SELECTOR VALVE	70	DOOR, BAGGAGE	7
COVER, HEADREST	14E	DOOR, CABIN	9
COVER, NOSE SECTION	8	DOOR, COWL	48
COVER, PITOT TUBE	6	DOOR, DIFF CONTROL ACCESS	7
COVER, SEAT	11B	DOOR, FIRE SHUTOFF CONTROL	46A
COVER, SPAR CARRY THRU	15	DOOR, FIREWALL	7
COVER, STABILIZER ACCESS	26	DOOR, FUEL CELL	18
COVER, WHEEL WELL	15	DOOR, FUEL STRAINER	7
COWL WRAPPER	15	DOOR, FWD FUS ACCESS	7
COWL, DOOR	48	DOOR, GLOVE BOX	63
COWL, DOOR SEAL	48	DOOR, MN LANDING GEAR	37
COWL, ENGINE	7	DOOR, NOSE LANDING GEAR	42
COWL, FLAP	49	DRAG LEG, NOSE LG	39
COWL, FLAP CONTROL	49	DRAIN VALVE, FUEL	54
COWL, FLAP CONTROL ARM	49	DRAIN VALVE, FUEL STRAINER	74
CRANKCASE BREATHER TUBE	47A	DRAIN VALVE, MANIFOLD	47
CUSHION, HEADREST	14C		

BEECHCRAFT
 BONANZA H THRU V35A
 ILLUSTRATED PARTS CATALOG

ALPHABETICAL INDEX

COMPONENT ITEM OR SYSTEM NAME	FIGURE NO.	COMPONENT ITEM OR SYSTEM NAME	FIGURE NO.
D			
DRAIN WRENCH, SUMP	6	EXHAUST, BYPASS VALVE	102
DRAIN, FUEL MIXTURE	47	EXTERIOR MARKINGS	5
DUAL CONTROL COLUMN	61	EXTERNAL MARKINGS	5
DUCT, CABIN AIR	46	EXTERNAL POWER RECEPTACLE	104
DUCT, CABIN HEAT	46	EXTINGUISHER, FIRE	16
DUCT, CARBURETOR AIR	47	F	
DUCT, COLD AIR	46	FIFTH & SIXTH SEAT	11B
DUCT, DEFROSTER	46	FILLER VALVE & CAP, OXYGEN	70
DUCT, FRESH AIR	46A	FILLET, LEADING EDGE	18
DUCT, HEATER	46	FILTER, AIR INTAKE	8
DUCT, HEATER EXHAUST	46	FILTER, AIR PRESSURE SYSTEM	63
DYNAMIC BRAKE SWITCH LG	66	FILTER, OIL	47A
E			
EDGE, WING LEADING	18	FIRE EXTINGUISHER	16
EIGHT-DAY CLOCK	16	FIRE SHUTOFF DOOR CONTROL	46A
ELEC EQUIP FUSELAGE PANEL	66A	FIREWALL	7
ELECTRIC TRIM CONTROL ELEVATOR	73	FIREWALL COVER	15
ELECTRIC TRIM CONTROL SWITCH	73	FIREWALL DOOR	7
ELECTRIC TRIM TAB ACTUATOR	73	FIRST AID KIT	16
ELEVATOR HINGE	26	FITTING, ENGINE MOUNT	8
ELEVATOR SUPPORT	26	FITTING, HEADREST	14C
ELEVATOR TRIM TAB	26	FITTING, SAFETY BELT	13
ELEVATOR TRIM TAB CONT CABLE	73	FLAP	22
ELEVATOR TRIM TAB CONT WHEEL	29	FLAP ACTUATOR	23
ELEVATOR TRIM TAB POS IND	29	FLAP ACTUATOR BRACKET	22
ELEVATOR TRIM TAB ACTUATOR	73	FLAP ACTUATOR HOUSING	24
ELEVATOR, BALANCE WEIGHT	26	FLAP ACTUATOR PISTON	24
ELEVATOR, BOB WEIGHT	28	FLAP ACTUATOR SHAFT	25
ELEVATOR, CONTROL CABLE	28	FLAP ACTUATOR SUPPORT	20
ELEVATOR, CONTROL PULLEY	28	FLAP BRACKET	20
ELEVATOR, ELECTRIC TRIM CONTROL	73	FLAP CONTROL	23
ELEVATOR, REDUCTION BELLCRANK	30	FLAP CONTROL ARM, COWL	49
ELEVATOR, TORQUE FITTING	26	FLAP CONTROL MOTOR	20
EMBLEM, BEECHCRAFT	5	FLAP CONTROL, COWL	49
EMBLEM, BONANZA	5	FLAP INDICATOR LIGHT	66A
EMBLEM, CONTROL WHEEL	61	FLAP INDICATOR TRANSMITTER	24
EMBLEM, MODEL IDENTITY	15C	FLAP LIMIT SWITCH	24
EMERGENCY LG CRANK COVER	15C	FLAP MOTOR ARMATURE	25
ENGINE	47	FLAP MOTOR BRUSH	25
ENGINE CONTROL	49	FLAP MOTOR HOUSING	25
ENGINE CONTROL BRACKET	62A	FLAP POSITION INDICATOR	62A
ENGINE COVER	6	FLAP ROLLER	22
ENGINE COWL	7	FLAP SWITCH	58
ENGINE HORSEPOWER CALCULATOR	6	FLAP SWITCH LEVER	66A
ENGINE INSTRUMENT CLUSTER	62	FLAP, COWL	49
ENGINE LOG BOOK	6	FLASHER, THROT & LG WRN HORN	66
ENGINE MOUNT	47	FLIGHT BAG	6
ENGINE MOUNT FITTING	8	FLIGHT CONTROL, AILERON	27
ENGINE, BAFFLE	50	FLIGHT CONTROL, DIFFERENTIAL	28
ENGINE, COMPARTMENT	7	FLIGHT MANUAL	6
EQUIPMENT & TOOLS LOOSE	6	FLIGHT PROCEDURE DECAL	63
EQUIPMENT, LANDING GEAR SAFETY	68	FLOATING PANEL	63
ESCUTCHEON, IGNITION SWITCH	66A	FLOOD LIGHT RHEO INSTRUMENT	66A
EXHAUST DUCT, HEATER	46	FLOOR CARPET, CABIN	15C
EXHAUST FLANGE GASKET	100	FLOORBOARD, CABIN	7
EXHAUST GAS INDICATOR BOSS	47A	FLOW INDICATOR, FUEL	62A
EXHAUST GAS TEMP INDICATOR	63	FLUID RSVR, HYDRAULIC BRAKE	43
EXHAUST GAS TEMP PROBE	63	FORM, 100-HOUR INSPECTION	6
EXHAUST HEATER	47	FORM, 1000-HOUR INSPECTION	6
EXHAUST SHROUD	47	FRAME, CABIN DOOR	9
EXHAUST STACK	47	FRAME, SEAT	14D
EXHAUST SYSTEM, TURBOCHARGER	101	FRAME, WINDOW	7
		FREE AIR TEMP INDICATOR	10

BEECHCRAFT
 BONANZA H THRU V35A
 ILLUSTRATED PARTS CATALOG

ALPHABETICAL INDEX

COMPONENT ITEM OR SYSTEM NAME	FIGURE NO.	COMPONENT ITEM OR SYSTEM NAME	FIGURE NO.
F		G	
FRESH AIR CONTROL	65	GEAR SWITCH, LANDING	66A
FRESH AIR DUCT	46A	GEAR TIRE, MAIN LANDING	33A
FRESH AIR SCOOP	65	GEAR TORQUE KNEE, MAIN LANDING	33A
FRONT SEAT ARMREST	70	GEAR TORQUE KNEE, NOSE LANDING	38
FRONT SUNVISOR	15C	GEAR WHEEL, MAIN LANDING	33A
FUEL BOOST PUMP	55	GEAR, MAIN LANDING	33
FUEL CAP	6	GEAR, NOSE LANDING	38
FUEL CELL	54	GENERAL ARRANGEMENT, AIRCRAFT	1
FUEL CELL DOOR	18	GENERATOR	47
FUEL CELL LINER	18	GENERATOR CIRCUIT BREAKER	66A
FUEL DRAIN VALVE	54	GENERATOR SWITCH	58
FUEL FLOW & MANF PRESS IND	63	GLARE SHIELD	15A
FUEL FLOW INDICATOR	62A	GLOVE BOX	58
FUEL GAGE	62A	GLOVE BOX DOOR	63
FUEL INDICATOR SWITCH	57	GLOVE BOX DOOR MEDALLION	63
FUEL MANIFOLD VALVE	47A	GOVERNOR, PROPELLER	47
FUEL MIXTURE DRAIN	47	GRILL, NOSE COWL	7
FUEL PRESSURE INDICATOR	62	GUARD, NOSE WHEEL SCRAPER	38
FUEL PUMP	55	GYRO, DIRECTIONAL	62
FUEL PUMP SWITCH	66A	GYRO, REMOTE	69
FUEL QUANTITY GAGE SWITCH	74	H	
FUEL SELECTOR HANDLE	74	HAND CRANK BOOT, LG	15
FUEL SELECTOR PANEL SWITCH	74	HANDBOOK, PROPELLER	6
FUEL SELECTOR VALVE	55	HANDLE, ASSIST	7
FUEL SELECTOR VALVE COVER	70	HANDLE, CABIN DOOR	9
FUEL STRAINER	56	HANDLE, CHAIR ADJUSTMENT	14C
FUEL STRAINER DOOR	7	HANDLE, FUEL SELECTOR	74
FUEL STRAINER DRAIN VALVE	74	HANDLE, TOW	16
FUEL SYSTEM	54	HANGER, COAT	6
FUEL TANK, WING TIP	74	HANGER, CONTROL COLUMN	60
FUEL VAPOR RETURN TUBE CHK V	102	HARNES, OIL TEMPERATURE	66
FUEL VENT	54	HARNES, SAFETY	13
FUSELAGE & INST PNL ELEC EQUIP	66A	HAT SHELF	15A
FUSELAGE ACCESS DOOR, FORWARD	7	HAT SHELF DECAL	15C
FUSELAGE KEEL	7	HEADLINER	15
FUSELAGE SKIN DIAGRAM	4	HEADREST	11B
FUSELAGE STRUCTURE	7	HEADREST COVER	14E
FWD FR SEAT UPHOL PARTITION	70	HEADREST CUSHION	14C
G		HEADREST FITTING	14C
GAGE, CYL HEAD TEMPERATURE	62A	HEADREST, REAR SEAT	14A
GAGE, FUEL	62A	HEAT AND VENT, CABIN	46
GAGE, MANIFOLD PRESSURE	62	HEAT BOX	46A
GAGE, OIL PRESSURE	62A	HEAT CONTROL, CARBURETOR	51
GAGE, OIL TEMPERATURE	62A	HEAT DUCT, CABIN	46
GAGE, OXYGEN PRESSURE	70	HEAT REGULATING CONTROL	46
GAGE, SUCTION	62	HEAT REGULATING VALVE	46
GAGE, TIP TANK FUEL QUANTITY	74	HEATER DUCT	46
GASKET, AIR FILTER	8A	HEATER EXHAUST	47
GASKET, EXHAUST FLANGE	100	HEATER EXHAUST DUCT	46
GEAR BRACE, NOSE LANDING	38A	HINGE BRACKET, AILERON	21
GEAR BRAKE, MAIN LANDING	33A	HINGE SEAL, CABIN DOOR	9
GEAR DOOR ACTUATOR ARM, NOSE	39	HINGE, CABIN DOOR	9
GEAR DOOR, MAIN LANDING	37	HINGE, ELEVATOR	26
GEAR DOOR, NOSE LANDING	42	HINGE, MN LANDING GEAR DOOR	37
GEAR DRAG LEG, NOSE LANDING	39	HINGE, NOSE GEAR DOOR	42
GEAR PISTON SCRAPER, NOSE	38A	HINGE, WING LEADING EDGE	19
GEAR POSITION IND, LANDING	39	HOISTING SLING	6
GEAR RETRACT ROD, NOSE LANDING	39	HOLD DOWN STRAP, BAGGAGE	15C
GEAR SHIMMY DAMPER, NOSE	38	HOOK, COAT HANGER	15A
GEAR STEERING ROD, NOSE	41	HOOK, MICROPHONE	10
GEAR STEERING YOKE, NOSE	41	HORIZON GYRO	62
GEAR SWITCH LEVER, LANDING	66A	HORN, LANDING GEAR WARNING	66

BEECHCRAFT
 BONANZA H THRU V35A
 ILLUSTRATED PARTS CATALOG

ALPHABETICAL INDEX

COMPONENT ITEM OR SYSTEM NAME	FIGURE NO.	COMPONENT ITEM OR SYSTEM NAME	FIGURE NO.
H		K	
HORN, STALL WARNING	66A	KNOB, RHEOSTAT	66A
HORSEPOWER SETTING CHART	6	L	
HORSEPOWER, CALCULATOR ENGINE	6	LAMP, LANDING LIGHT	66B
HOUSING, BRAKE	34B	LAMP, TAXI LIGHT	66B
HOUSING, FLAP ACTUATOR	24	LANDING GEAR ACTR HOUSING	36
HOUSING, FLAP MOTOR	25	LANDING GEAR ACTR MOTOR	36
HOUSING, LANDING GEAR ACTUATOR	36	LANDING GEAR ACTR SUPPORT	7
HUB, PROPELLER	53	LANDING GEAR ACTR SWITCH	35
HYDRAULIC BRAKE FLUID RSVR	43	LANDING GEAR BRACE, NOSE	39
HYDRAULIC BRAKE PLUMBING	43	LANDING GEAR BRAKE, MAIN	33
I		LANDING GEAR DOOR HINGE, MAIN	37
IDLER ARM, MAIN LG DOOR	35	LANDING GEAR DOOR, MAIN	37
IGNITION SWITCH	58	LANDING GEAR DOOR, NOSE	42
IGNITION SWITCH DIAL	66A	LANDING GEAR DYN BRAKE SWITCH	66
IGNITION SWITCH ESCUTCHEON	66A	LANDING GEAR HAND CRANK	36
IGNITION VIBRATOR	66A	LANDING GEAR HAND CRANK BOOT	15A
IND, FUEL FLOW & MANIFOLD PRESS	63	LANDING GEAR INDICATOR LIGHT	66A
IND, LANDING GEAR POSITION	39	LANDING GEAR LIMIT SWITCH	66
INDICATOR LIGHT, FLAP & LG	66A	LANDING GEAR NOSE	38
INDICATOR SWITCH, FUEL	57	LANDING GEAR POSITION IND	39
INDICATOR TRANSMITTER, FLAP	24	LANDING GEAR RETRACT ACTR, MN	35
INDICATOR, AIRSPEED	62	LANDING GEAR RETRACT ROD, MAIN	35
INDICATOR, ALCOR MIXTURE CONT	63	LANDING GEAR RETRACT ROD, NOSE	39
INDICATOR, ELEV TRIM TAB POS	29	LANDING GEAR SAFETY EQUIPMENT	68
INDICATOR, EXHAUST GAS TEMP	63	LANDING GEAR SAFETY SWITCH	33A
INDICATOR, FLAP POSITION	62A	LANDING GEAR SWITCH	58
INDICATOR, FREE AIR TEMPERATURE	10	LANDING GEAR SWITCH LEVER	66A
INDICATOR, FUEL FLOW	62A	LANDING GEAR TIRE, MAIN	33
INDICATOR, FUEL PRESSURE	62	LANDING GEAR UP LOCK CABLE, MN	35
INDICATOR, OXYGEN PRESSURE	70	LANDING GEAR UP LOCK, MAIN	35
INDICATOR, TURN & BANK	62	LANDING GEAR WARN HORN FLASHER	66A
INDICATOR, VERTICAL SPEED	62	LANDING GEAR WARN HORN FLASHER	66A
INDUCTION SYSTEM, TURBOCHARGER	8A	LANDING GEAR WARN HORN SWITCH	66
INFLATION VALVE, TIRE	6	LANDING GEAR WARNING HORN	66
INSPECTION PANEL	15	LANDING GEAR WHEEL, MAIN	33
INSTRUMENT PANEL SUPPORT	58	LANDING GEAR, MAIN	33
INSTRUMENT BEZEL	62A	LANDING LIGHT	18
INSTRUMENT CLUSTER, ENGINE	62	LANDING LIGHT BULB	66B
INSTRUMENT FLOOD LIGHT RHEO	66A	LANDING LIGHT BULB CLAMP	66B
INSTRUMENT LIGHT LENS	67	LANDING LIGHT SWITCH	58
INSTRUMENT LIGHTS	63A	LANDING LIGHT, STEERABLE	66B
INSTRUMENT LIGHTS RHEOSTAT	63A	LATCH, CABIN DOOR	9
INSTRUMENT PANEL	58	LATCH, CABIN WINDOW	10
INSTRUMENT PANEL SKIRT	7	LATCH, STORM WINDOW	10
INSTRUMENT PANEL STRUCTURE	63	LEADING EDGE FILLET	18
INSTRUMENT PLUMBING	62A	LEADING EDGE HINGE, WING	19
INSTRUMENT SUBPANEL	63	LEADING EDGE SPAR, WING	19A
INTAKE AIR	8	LEADING EDGE STRUCTURE, WING	19
J		LEADING EDGE STRUCTURE, WING	19
JACK ADAPTER, MAIN WHEEL	6	LEADING EDGE, WING	18
JUMPER, BONDING	66	LEG, NOSE LANDING GEAR DRAG	39
K		LENS, DOME LIGHT	67
KEEL, FUSELAGE	7	LENS, INSTRUMENT LIGHT	67
KEY, LOCK	6	LEVER, FLAP SWITCH	66A
KIT, FIRST AID	16	LEVER, LANDING GEAR SWITCH	66A
KIT, STABILIZER REINFORCEMENT	26A	LEVER, REAR SEAT RECLINE	14A
KNEE, MAIN LANDING GEAR TORQUE	33	LEVER, RUDDER PEDAL ADJUSTING	31
KNEE, NOSE GEAR TORQUE	38	LEVER, SEAT ADJUST	13
		LEVER, SWITCH CONTROL	58
		LG CRANK COVER, EMERGENCY	15C
		LG DOOR ACTUATOR ROD	35
		LG DRAG LEG, NOSE	39

BEECHCRAFT
 BONANZA H THRU V35A
 ILLUSTRATED PARTS CATALOG

ALPHABETICAL INDEX

COMPONENT ITEM OR SYSTEM NAME	FIGURE NO.	COMPONENT ITEM OR SYSTEM NAME	FIGURE NO.
L			
LG SAFETY SYS INST PLATE	68	MASTER BATTERY RELAY	66A
LG SHOCK ABSORBER, MAIN	33	MASTER CYLINDER COVER, BRAKE	43
LG TORQUE KNEE, MAIN	33	MASTER CYLINDER SUPPORT	7
LG UP LOCK BOOT, MAIN	35	MASTER CYLINDER, BRAKE	43
LIGHT & SPEAKER UNIT	67	MASTER SWITCH, BATTERY	58
LIGHT BOLT	63A	MEDALLION, GLOVE BOX DOOR	63
LIGHT BRACKET, LANDING	66B	MICROPHONE HOOK	10
LIGHT BRACKET, PASSING	66B	MICROPHONE SWITCH	72
LIGHT BULB CLAMP, LANDING	66B	MIXTURE CONTROL IND, ALCOR	63
LIGHT RETAINER, PASSING	66B	MIXTURE CONTROL METER	62A
LIGHT SWITCH, LANDING	58	MIXTURE CONTROL, CARBURETOR	51
LIGHT SWITCH, MAP	72	MODEL IDENTITY EMBLEM	15C
LIGHT SWITCH, NAVIGATION	58	MOORING LUG	18
LIGHT, INSTRUMENT	63A	MOTOR ARMATURE, FLAP	25
LIGHT, LANDING	18	MOTOR BRUSH, FLAP	25
LIGHT, LG & FLAP INDICATOR	66A	MOTOR HOUSING, FLAP	25
LIGHT, POSITION	66A	MOTOR, FLAP CONTROL	23
LIGHT, RHEOSTAT	66A	MOTOR, TRIM ACTUATOR	73
LIGHT, STEERABLE LANDING	66B	MOULDING, CABIN DOOR	9
LIGHTER, CIGARETTE	15A	MOUNT FITTING, ENGINE	8
LIMIT SWITCH, FLAP	24	MOUNT, ENGINE	47
LIMIT SWITCH, LANDING GEAR	66	MOUNT, TURBOCHARGER	101
LINER, FUEL CELL	18	MOUNTING PLATE, CLOCK	72
LINING, BRAKE	34B	MUFFLER	47
LIST, PILOTS CHECK	6	MUFFLER SHROUD	47
LOCK PIN, CONTROL COLUMN	6	MULTI-DISC BRAKE	340
LOCK, BAGGAGE DOOR	11		
LOCK, CONTROL COLUMN	6	N	
LOCK, KEY	6	NAVIGATION LIGHT SWITCH	58
LOCK, PLUG	9	NOSE COWL GRILL	7
LOG BOOK, AIRPLANE	6	NOSE COWL WINTER BAFFLE	6
LOG BOOK, ENGINE	6	NOSE GEAR	38
LUG, TIE DOWN	7	NOSE GEAR ACTR RETRACT ARM	36
LOOSE TOOLS & ACCESSORIES	6	NOSE GEAR BRACE	38
LOWER ROTATING BEACON	66	NOSE GEAR DOOR	42
M			
MAGNETO	47	NOSE GEAR DOOR ACTUATOR ARM	39
MAIN INSTRUMENT PANEL	63	NOSE GEAR DOOR HINGE	42
MAIN LANDING GEAR	33	NOSE GEAR PISTON SCRAPER	38
MAIN LANDING GEAR BRAKE	33	NOSE GEAR RETRACT ROD	39
MAIN LANDING GEAR DOOR	37	NOSE GEAR SHIMMY DAMPER	38
MAIN LANDING GEAR DOOR HINGE	37	NOSE GEAR SHOCK ABSORBER	38
MAIN LANDING GEAR TIRE	33	NOSE GEAR SHOCK STRUT	38
MAIN LANDING GEAR TORQUE KNEE	33	NOSE GEAR STEERING ROD	41
MAIN LANDING GEAR UP LOCK	35	NOSE GEAR STEERING YOKE	41
MAIN LANDING GEAR UP LOCK BOOT	35	NOSE GEAR TORQUE KNEE	38
MAIN LANDING GR DOOR IDLER ARM	35	NOSE SECTION	7
MAIN LANDING GR RETRACT ACTR	35	NOSE SECTION BAFFLE	8
MAIN LANDING GR RETRACT ROD	35	NOSE SECTION COVER	8
MAIN LANDING GR UP LOCK CABLE	35	NOSE STEERING TORQUE ARM	31
MAIN LANDING GR WHEEL	33	NOSE WHEEL	38
MAIN WHEEL JACK ADAPTER	6	NOSE WHEEL AXLE	38
MANIFOLD DRAIN VALVE	47	NOSE WHEEL AXLE	38
MANIFOLD PRESSURE GAGE	62	NOSE WHEEL SCRAPER GUARD	38
MANIFOLD VALVE, FUEL	47	NOSE WHEEL STEERING	41
MANUAL, FLIGHT	6	NOSE WHEEL STEERING SUPPORT	7
MANUAL, OPERATIONS	6	NOSE WHEEL TIRE	38
MANUAL, OWNERS	6	NUT WRENCH, WING BOLT	6
MAP LIGHT SWITCH	72	O	
MAP LIGHT, CONTROL WHEEL	72	OIL COOLER	47
MARKINGS, EXTERIOR	5	OIL COOLER BAFFLE	50
MASK, OXYGEN	70	OIL COOLER CAP STRIP	50

BEECHCRAFT
 BONANZA H THRU V35A
 ILLUSTRATED PARTS CATALOG

ALPHABETICAL INDEX

COMPONENT ITEM OR SYSTEM NAME	FIGURE NO.	COMPONENT ITEM OR SYSTEM NAME	FIGURE NO.
O		P	
OIL FILTER	47A	PLACARDS,JACK ATTACH POINT	5
OIL PRESSURE GAGE	62A	PLACARDS,JACK PAD	5
OIL RADIATOR	47	PLACARDS,LANDING GEAR POSITION	63
OIL SEPARATOR	47	PLACARDS,LEVEL POINT	5
OIL TEMPERATURE BULB	47A	PLACARDS,LG SAFETY SYS INST	68
OIL TEMPERATURE GAGE	62A	PLACARDS,MARKER BEACON LIGHTS	63
OIL TEMPERATURE HARNESS	66A	PLACARDS,MODEL	5
ONE-PIECE WINDSHIELD	10C	PLACARDS,NO HANDLE	5
OPERATIONS MANUAL	6	PLACARDS,NO STEP	5
OUTLET VALVE,FRESH AIR	65	PLACARDS,OPERATION LIMITATIONS	15C
OUTLET,OXYGEN	70	PLACARDS,OXYGEN OUTLET V INST	70
OVERHEAD PANEL	65	PLACARDS,OXYGEN RECHARGE	70
OVERVOLTAGE RELAY	66A	PLACARDS,PILOT OXY OUTLET V	70
OWNERS MANUAL	6	PLACARDS,PITCH TRIM	73
OXYGEN BOTTLE	70	PLACARDS,RADIO CALL	63
OXYGEN CONSOLE	70	PLACARDS,TURBO BONANZA	5
OXYGEN FILLER VALVE & CAP	70	PLACARDS,TURBOCHARGED 285	5
OXYGEN MASK	70	PLATE,CLOCK MOUNTING	72
OXYGEN OUTLET	70	PLATE,CONTROL WHEEL COVER	72
OXYGEN PRESSURE INDICATOR	70	PLATE,LG SAFETY SYSTEM INST	68
OXYGEN REGULATOR	70	PLUG,LOCK	9
OXYGEN REGULATOR VALVE	70	PLUG,SPARK	47A
OXYGEN SYSTEM	70	PLUMBING,HYDRAULIC BRAKE	43
P		PLUMBING,INSTRUMENT PANEL	63
PANE,REAR WINDOWS	7	PLUMBING,PITOT,STATIC & VACUUM	64
PANEL,CABIN BOTTOM	7	PLUMBING,TURBOCHARGER CONTROL	103
PANEL,INSTRUMENT	58	POSITION IND,ELEV TRIM TAB	29
PANEL,INSTRUMENT SUPPORT	58	POSITION IND,LANDING GEAR	39
PANEL,OVERHEAD	65	POSITION LIGHT	66
PANEL,RADIO	62A	POST LT & RADIO LT RHEOSTAT	63A
PANEL,UPHOLSTERY	15C	POWER PLANT	47
PARKING BRAKE CONTROL	43	POWER RECEPTABLE,EXTERNAL	104
PARKING BRAKE VALVE	43	PRESSURE GAGE,MANIFOLD	62
PARTITION,FWD FRONT SEAT UPHOL	70	PRESSURE GAGE,OIL	62A
PARTS CATALOG	6	PRESSURE GAGE,OXYGEN	70
PASSENGER SEATS	14E	PRESSURE INDICATOR,FUEL	62
PASSING LIGHT BRACKET	668	PRESSURE PUMP	64C
PASSING LIGHT LAMP	668	PRESSURE REGULATOR,AIR	64C
PASSING LIGHT RETAINER	668	PRESSURE SYSTEM	64C
PEDAL ARM,RUDDER	31	PRESSURE SYSTEM,AIR FILTER	63
PEDAL BOOT,RUDDER	15C	PRIMER SWITCH	58
PEDAL BRACE,RUDDER	43	PROBE,EXHAUST GAS TEMPERATURE	63
PEDAL STOP,RUDDER	7	PROPELLER	47
PEDAL,RUDDER	31	PROPELLER BLADE	53
PILOTS CHECK LIST	6	PROPELLER CONTROL	51
PILOTS CONTROL WHEEL	72	PROPELLER GOVERNOR	47
PILOTS SEAT	14C	PROPELLER HANDBOOK	6
PIN,CONTROL COLUMN LOCK	6	PROPELLER HUB	53
PIPE,TAIL	47A	PROPELLER SPINNER	47
PISTON FLAP ACTUATOR	24	PULLEY,AILERON CONTROL	27
PISTON SCRAPER,NOSE GEAR	38A	PULLEY,ELEVATOR CONTROL	28
PITOT PLUMBING	63	PUMP SWITCH,AUXILIARY FUEL	66A
PITOT TUBE	64	PUMP SWITCH,FUEL	58
PITOT TUBE COVER	6	PUMP,AUXILIARY FUEL	55
PLACARDS,BAGGAGE DOOR	15C	PUMP,FUEL	47
PLACARDS,BEECHCRAFT	5	PUMP,FUEL BOOST	55
PLACARDS,COPILOT OXY OUTLET V	70	PUMP,PRESSURE	64C
PLACARDS,EMERGENCY LG INST	15C	PUMP,VACUUM	47
PLACARDS,EXTERNAL POWER	104	Q	
PLACARDS,FUEL SELECTOR SWITCH	74	QUANTITY GAGE,TIP TANK FUEL	74
PLACARDS,FUEL SELECTOR VALVE	70		
PLACARDS,HEAT TREATED ASSY	5		

BEECHCRAFT
 BONANZA H THRU V35A
 ILLUSTRATED PARTS CATALOG

ALPHABETICAL INDEX

Courtesy of Bomar Flying Service
www.bomar.biz

COMPONENT ITEM OR SYSTEM NAME	FIGURE NO.	COMPONENT ITEM OR SYSTEM NAME	FIGURE NO.
R		S	
RADIO & POST LIGHT RHEOSTAT	63A	SCRAPER, NOSE GEAR PISTON	38
RADIO PANEL	62A	SEAL, BAFFLE	50A
RADIO SPEAKER	65A	SEAL, BAGGAGE DOOR	11
RADIO SWITCH	58	SEAL, CABIN DOOR HINGE	9
RATE OF CLIMB INDICATOR	62	SEAL, COWLING DOOR	48
REAR SEAT	14	SEAT ADJUST LEVER	13
REAR SEAT ARM REST	14	SEAT ARMREST, REAR	14
REAR SEAT BACK	14A	SEAT BACK, FRONT	13
REAR SEAT CUSHION	14A	SEAT BACK, REAR	14A
REAR SEAT HEADREST	14A	SEAT BELT	118
REAR SEAT RECLINE LEVER	14A	SEAT BOTTOM	13
REAR SUN VISOR	15C	SEAT COVER	14D
REAR WINDOW PANE	7	SEAT CUSHION	14A
RECEPTACLE, EXTERNAL POWER	104	SEAT FRAME	14D
RECLINE LEVER, REAR SEAT	14A	SEAT HEADREST	118
REGULATING CONTROL, HEAT	46	SEAT RECLINE LEVER, REAR	14A
REGULATING VALVE, HEAT	46	SEAT TRACK	14D
REGULATOR VALVE, OXYGEN	70	SEAT UPHOLSTERY	14C
REGULATOR, AIR PRESSURE	64C	SEAT, COPILOTS	14C
REGULATOR, OXYGEN	70	SEAT, COPILOTS	14C
REGULATOR, RELAY	66A	SEAT, FIFTH & SIXTH	118
REGULATOR, VOLTAGE	66A	SEAT, FRONT	13
RELAY, BATTERY MASTER	66A	SEAT, PILOTS	14C
RELAY, OVERVOLTAGE	66A	SEAT, REAR	14
RELAY, REGULATOR	66A	SECTION, NOSE	7
RELIEF VALVE, SUCTION	64	SELECTOR HANDLE, FUEL	74
REMOTE GYRO	69	SELECTOR PANEL SWITCH, FUEL	74
REST, REAR SEAT ARM	14	SELECTOR STRAINER VALVE, FUEL	74
RETAINER, CONTROL ARM	61	SELECTOR VALVE, FUEL	55
RETAINER, PASSING LIGHT	66B	SEPARATOR, OIL	47
RETRACT ACT, MN LANDING GEAR	35	SERV STATION DIR, BEECHCRAFT	6
RETRACT ARM, NOSE GEAR ACTUATOR	36	SERVO, AILERON	69
RETRACT ROD, MN LANDING GEAR	35	SHADE, SUN VISOR	15C
RETRACT ROD, NOSE LANDING GEAR	39	SHAFT, FLAP ACTUATOR	25
RHEOSTAT KNOB	66A	SHAFT, TACHOMETER	47
RHEOSTAT, INSTRUMENT FLOOD LT	66A	SHelf DECAL, HAT	15C
RHEOSTAT, RADIO & POST LIGHTS	63A	SHelf, HAT	15A
ROD, AILERON CONTROL	27	SHELL, SPINNER	47A
ROD, MAIN LANDING GEAR RETRACT	35	SHIELD, GLARE	15A
ROD, NOSE GEAR STEERING	41	SHIMMY DAMPER, NOSE GEAR	38
ROD, NOSE LANDING GEAR RETRACT	39	SHOCK ABSORBER, MAIN LANDING GR	33
ROLLER, FLAP	22	SHOCK STRUT, NOSE WHEEL	38
ROTATING BEACON SWITCH	66	SHROUD, MUFFLER	47
RSVR, HYD BRAKE FLUID	43	SIDE PANEL ARMRESTS	15C
RUDDER BUNGEE SPRING ARM, AIL &	27	SIDE UPHOLSTERY PANELS	15C
RUDDER BUNGEE SPRING, AILERON &	27	SIDE UPHOLSTERY PANELS TRIM	15C
RUDDER CONTROL CABLE	30	SIDE VENT	46A
RUDDER PEDAL	31	SKIN DIAGRAM, FUSELAGE	4
RUDDER PEDAL ADJUSTING LEVER	31	SKIN DIAGRAM, WING	3
RUDDER PEDAL ARM	31	SKIN, WING	20
RUDDER PEDAL BELLCRANK	31	SKIRT, INSTRUMENT PANEL	7
RUDDER PEDAL BRACE	43	SLING, HOISTING	6
RUDDER PEDAL STOP	7	SOLENOID SWITCH, STARTER	47
RUDDER TORQUE TUBE SUPPORT	31	SOLENOID, STARTER	47
		SOUNDPROOFING & UPHOLSTERY	15
		SPAR CARRY THRU COVER	15C
		SPAR CARRY THRU STRUCTURE	7
		SPAR COVER	15
		SPAR, WING	18
		SPAR, WING LEADING EDGE	19A
		SPARK PLUG	47A
		SPEAKER, LIGHT UNIT	65A
		SPEAKER, RADIO	65A
		SPEED INDICATOR, VERTICAL	62
S			
SAFETY BELT FITTING	13		
SAFETY EQUIP, LANDING GEAR	68		
SAFETY HARNESS	13		
SAFETY SWITCH, LANDING GEAR	33A		
SAFETY SYSTEM, LANDING GEAR	68		
SCOOP, FRESH AIR	65		
SCRAPER GUARD, NOSE WHEEL	38		

BEECHCRAFT
 BONANZA H THRU V35A
 ILLUSTRATED PARTS CATALOG

ALPHABETICAL INDEX

COMPONENT ITEM OR SYSTEM NAME	FIGURE NO.	COMPONENT ITEM OR SYSTEM NAME	FIGURE NO.
S		S	
SPINNER, PROPELLER	47	SWITCH, FUEL INDICATOR	57
SPRING, AIL & RUDDER BUNGEE	27	SWITCH, FUEL PUMP	58
STABILITY AUGMENTATION SYSTEM	69	SWITCH, FUEL QUANTITY GAGE	74
STABILIZER	26	SWITCH, FUEL SELECTOR PANEL	74
STABILIZER ACCESS COVER	26	SWITCH, GENERATOR	58
STABILIZER WEAR BRUSHING	26	SWITCH, IGNITION	58
STACK, EXHAUST	47	SWITCH, LANDING GEAR	58
STALL STRIP	65	SWITCH, LANDING GEAR LIMIT	66
STALL WARNING HORN	66	SWITCH, LANDING GEAR SAFETY	33A
STALL WARNING UNIT	66	SWITCH, LANDING LIGHT	58
STARTER	47	SWITCH, LG ACTUATOR	35
STARTER CABLE	66	SWITCH, LG DYNAMIC BRAKE	66
STARTER SOLENOID	47	SWITCH, LG WARNING HORN	66
STARTER SWITCH	58	SWITCH, MAP LIGHT	72
STARTING VIBRATOR	66	SWITCH, MICROPHONE	72
STATIC PLUMBING	64	SWITCH, NAVIGATION LIGHT	58
STATION DIAGRAM	2	SWITCH, PRIMER	58
STEERABLE LANDING LIGHT	66B	SWITCH, ROTATING BEACON	66
STEERING ROD, NOSE GEAR	41	SWITCH, STABILITY AUGMENTATION	69
STEERING SUPPORT, NOSE WHEEL	7	SWITCH, STARTER	58
STEERING TORQUE ARM, NOSE	31	SWITCH, STARTER SOLENOID	47
STEERING YOKE, NOSE	41	SWITCH, THROTTLE WARNING	66
STEERING, NOSE WHEEL	41	SYSTEM, FUEL	54
STEP, ASSIST	7		
STOP, BAGGAGE DOOR	11	T	
STOP, CONTROL COLUMN	59	TAB, ELEVATOR TRIM	26
STOP, RUDDER PEDAL	7	TABLE, CARD	16
STORM WINDOW	10	TACHOMETER	62
STORM WINDOW LATCH	10	TACHOMETER SHAFT	47
STRAINER, FUEL	56	TAIL CONE	7
STRAP, BAGGAGE HOLD DOWN	15C	TAIL PIPE	47A
STRIP, OIL COOLER CAP	50	TANK, WING TIP FUEL	74
STRIP, STALL	65	TC, CYLINDER HEAD TEMPERATURE	47A
STRUCTURE, CANOPY	7	TEMP INDICATOR, EXHAUST GAS	63
STRUCTURE, INSTRUMENT PANEL	63	TEMP INDICATOR, FREE AIR	10
STRUCTURE, SPAR CARRY THRU	7	TEMPERATURE BULB, OIL	47A
STRUCTURE, WING LEADING EDGE	19	TEMPERATURE GAGE, CYLINDER HEAD	62A
STRUT, NOSE WHEEL SHOCK	38	TEMPERATURE GAGE, OIL	62A
SUBPANEL	62A	THROTTLE & MIXTURE CONTROL	52
SUCTION GAGE	62	THROTTLE CONTROL	51
SUCTION RELIEF VALVE	64	THROTTLE WARNING HORN	66
SUMP DRAIN WRENCH	6	THROTTLE WARNING SWITCH	66
SUN VISOR	15	THROWOVER CONTROL COLUMN	61
SUPPORT, BAFFLE	50	TIE DOWN LUG	7
SUPPORT, DIFFERENTIAL CONTROL	30	TIP TANK FUEL QTY GAGE	74
SUPPORT, ELEVATOR	26	TIP TANK, WING	74
SUPPORT, FLAP ACTUATOR	20	TIP, WING	18
SUPPORT, INSTRUMENT PANEL	58	TIRE INFLATION VALVE	6
SUPPORT, LANDING GEAR ACTUATOR	7	TIRE, MAIN LANDING GEAR	33
SUPPORT, MASTER CYLINDER	7	TIRE, NOSE WHEEL	38
SUPPORT, NOSE WHEEL STEERING	7	TOOLS & ACCESSORIES, LOOSE	6
SUPPORT, RUDDER TORQUE TUBE	31	TORQUE ARM, NOSE STEERING	31
SWITCH DIAL, IGNITION	66A	TORQUE FITTING, ELEVATOR	26
SWITCH ESCUTCHEON, IGNITION	66A	TORQUE KNEE, MAIN LG	33
SWITCH LEVER, FLAP	66A	TORQUE KNEE, NOSE GEAR	38
SWITCH LEVER, LANDING GEAR	66A	TORQUE TUBE SUPPORT, RUDDER	31
SWITCH, RADIO	58	TOW HANDLE	6
SWITCH, AUXILIARY FUEL PUMP	66A	TRACK, CHAIR	7
SWITCH, BATTERY MASTER	58	TRANSMITTER, FLAP INDICATOR	24
SWITCH, BOOST PUMP	58	TRANSMITTER, FUEL	54
SWITCH, CONTROL LEVER	58	TRAY, ASH	15
SWITCH, ELECTRIC TRIM CONTROL	73	TRIM CONTROL SWITCH, ELECTRIC	73
SWITCH, FLAP	58	TRIM CONTROL, AILERON	72
SWITCH, FLAP LIMIT	24		

BEECHCRAFT
 BONANZA H THRU V35A
 ILLUSTRATED PARTS CATALOG

ALPHABETICAL INDEX


COMPONENT ITEM OR SYSTEM NAME	FIGURE NO.	COMPONENT ITEM OR SYSTEM NAME	FIGURE NO.
T		V	
TRIM CONTROL, ELEVATOR ELECTRIC	73	VALVE, ROLL TRIM	69
TRIM TAB ACTUATOR CLUTCH	73	VALVE, STRAINER DRAIN	74
TRIM TAB ACTUATOR MOTOR	73	VALVE, SUCTION RELIEF	64
TRIM TAB ACTUATOR, ELECTRIC	73	VALVE, TIRE INFLATION	6
TRIM TAB ACTUATOR, ELEVATOR	29	VENT & HEAT, CABIN	46
TRIM TAB CONT CABLE, ELEVATOR	29	VENT, CABIN	7
TRIM TAB CONT WHEEL, ELEVATOR	29	VENT, FUEL	54
TRIM TAB POS IND, ELEVATOR	29	VENT, SIDE	46A
TRIM TAB, ELEVATOR	26	VERTICAL SPEED INDICATOR	62
TRIM VALVE, ROLL	69	VIBRATOR, STARTING	66
TRIM, UPHOLSTERY	15A	VISOR, SUN	15
TUBE COVER, PITOT	6	VOLTAGE REGULATOR	66A
TUBE, CRANK CASE BREATHER	47		
TUBE, PITOT	64	W	
TURBOCHARGED POWER PLANT	100	WALKWAY, WING	20
TURBOCHARGER	100	WARNING HORN SWITCH, LG	66
TURBOCHARGER ADAPTER	102	WARNING HORN, LG	66
TURBOCHARGER CONTROL PLUMBING	63	WARNING HORN, STALL	66A
TURBOCHARGER CONTROLLER	102	WARNING HORN, THROTTLE	66
TURBOCHARGER COOLING SYSTEM	103	WARNING SWITCH, THROTTLE	66
TURBOCHARGER EXHAUST SYSTEM	101	WEAR BUSHING, STABILIZER	26
TURBOCHARGER INDUCTION SYSTEM	8A	WEIGHT, ELEVATOR BALANCE	26
TURBOCHARGER MOUNT	101	WEIGHT, ELEVATOR BOB	28
TURBOCHARGER OIL SUMP TANK CV	102	WHEEL ADAPTER, CONTROL	72
TURN & BANK INDICATOR	62	WHEEL AXLE, NOSE	38
TURN COORDINATOR	62A	WHEEL EMBLEM, CONTROL	61
U		WHEEL JACK ADAPTER, MAIN	6
UNIT, SPEAKER & LIGHT	65A	WHEEL SCRAPER GUARD, NOSE	38
UNIT, STALL	66	WHEEL WELL COVER	15
UPHOLSTERY AND SOUND-PROOFING	15	WHEEL, CONTROL COLUMN	61
UPHOLSTERY PANEL, BAGGAGE DOOR	15C	WHEEL, ELEVATOR TRIM TAB CONT	29
UPHOLSTERY PANELS TRIM, SIDE	15C	WHEEL, MAIN LANDING GEAR	33
UPHOLSTERY PANELS, AFT BULKHEAD	15C	WHEEL, NOSE	38
UPHOLSTERY PANELS, CABIN DOOR	15C	WINDLACE, BAGGAGE DOOR	15
UPHOLSTERY PANELS, SIDE	15C	WINDLACE, CABIN DOOR	15
UPHOLSTERY, SEAT	14C	WINDOW FRAME	7
UNLOCK BOOT, MAIN LANDING GEAR	35	WINDOW LATCH, CABIN	10
UNLOCK CABLE, MAIN LANDING GEAR	35	WINDOW LATCH, STORM	10
UNLOCK, MAIN LANDING GEAR	35	WINDOW PANE, REAR	7
UPPER ROTATING BEACON	66	WINDOW, AFT CABIN	7
UTILITY BAGGAGE DOOR	11A	WINDOW, CABIN	10
V		WINDOW, CABIN DOOR	9
VACUUM PLUMBING	64	WINDOW, STORM	10
VACUUM PUMP	47	WINDSHIELD	10
VACUUM SYSTEM	64C	WING	18
VALVE & CAP, OXYGEN FILLER	70	WING BOLT WRENCH	6
VALVE COVER, FUEL SELECTOR	70	WING SKIN	20
VALVE, DEFROSTER	46	WING SKIN DIAGRAM	3
VALVE, EXHAUST BYPASS	102	WING SPAR	18
VALVE, FRESH AIR OUTLET	65	WING TIP	18
VALVE, FUEL DRAIN	54	WING TIP FUEL TANK	74
VALVE, FUEL MANIFOLD	47A	WING WALKWAY	20
VALVE, FUEL SELECTOR	55	WING, LEADING EDGE	18
VALVE, FUEL SELECTOR & STRAINER	74	WING, LEADING EDGE SPAR	19A
VALVE, FUEL VAPOR RET TUBE CHK	102	WINTER BAFFLE, NOSE COWL	6
VALVE, HEAT REGULATING	46	WRENCH, SUMP DRAIN	6
VALVE, MANIFOLD DRAIN	47	WRENCH, WING BOLT	6
VALVE, OIL COOLER CHECK	102	Y	
VALVE, OXYGEN REGULATOR	70	YOKE, NOSE GEAR STEERING	41
VALVE, PARKING BRAKE	43		

**S
E
C
T
I
O
N**

Beechcraft

**BONANZA
MODEL 35**

ILLUSTRATED PARTS LIST



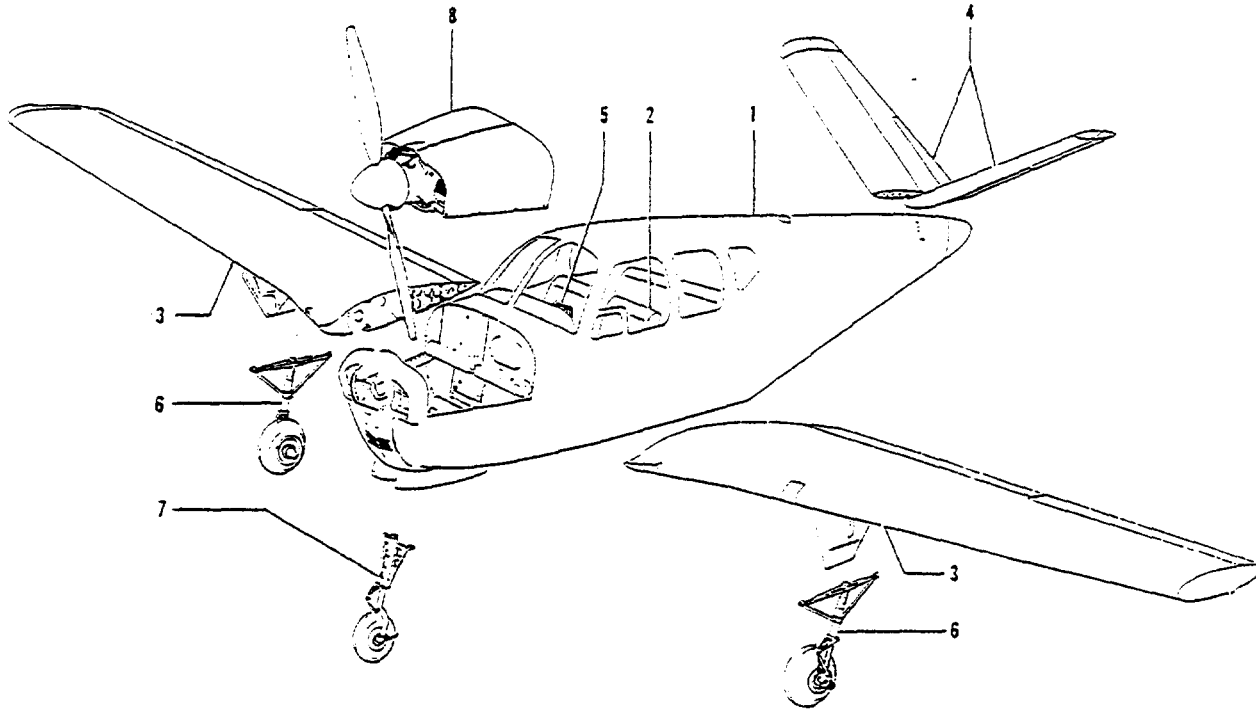


Figure 1. General Arrangement of Complete Aircraft

Index No.		Figure No.
1.	Fuselage Structure	7
2.	Cabin Upholstery	15
3.	Wing	18
4.	Stabilizer and Elevator	26
5.	Flight Controls	27
6.	Main Landing Gear	33
7.	Nose Landing Gear	38
8.	Power Plant	47

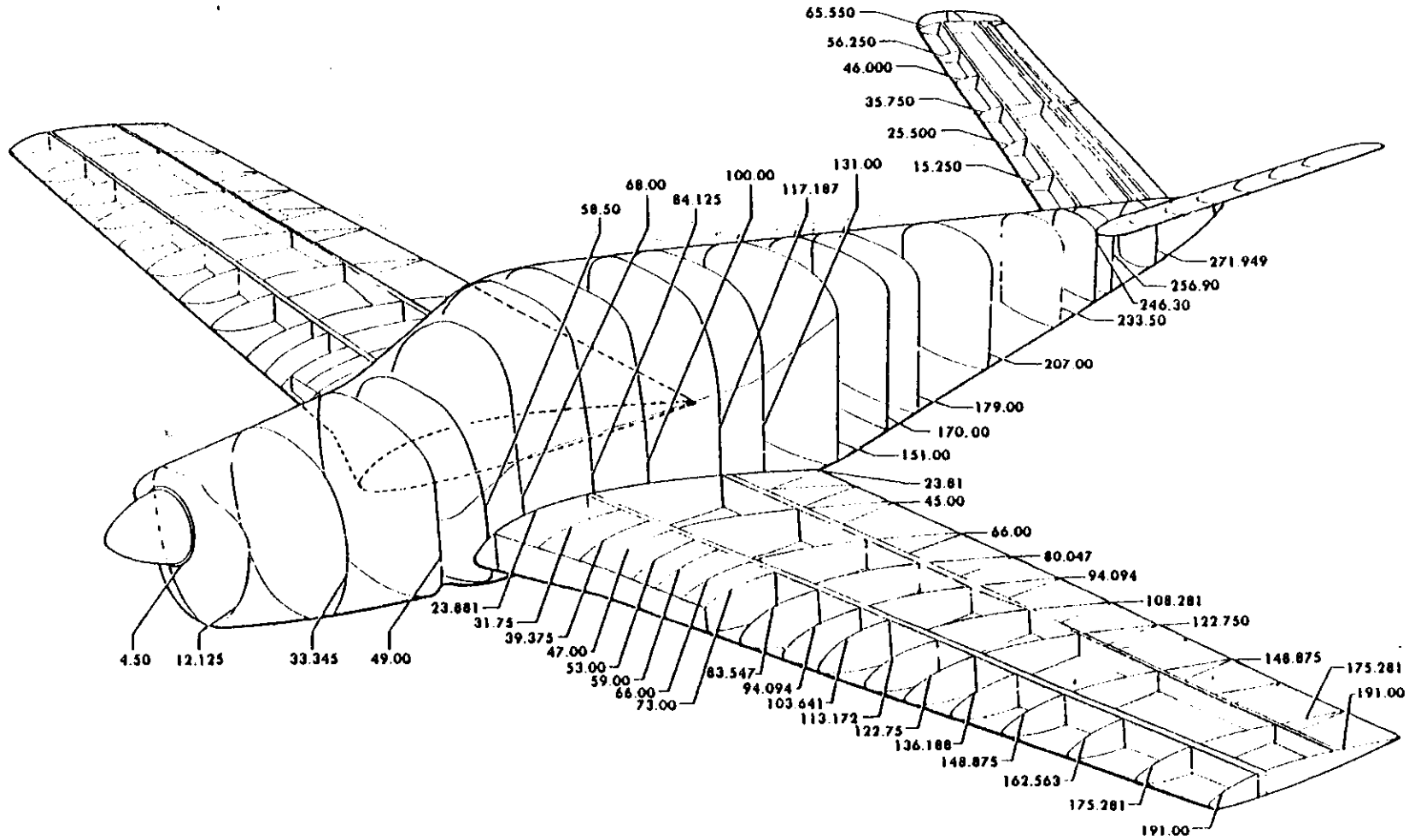


Figure 2. Station Diagram

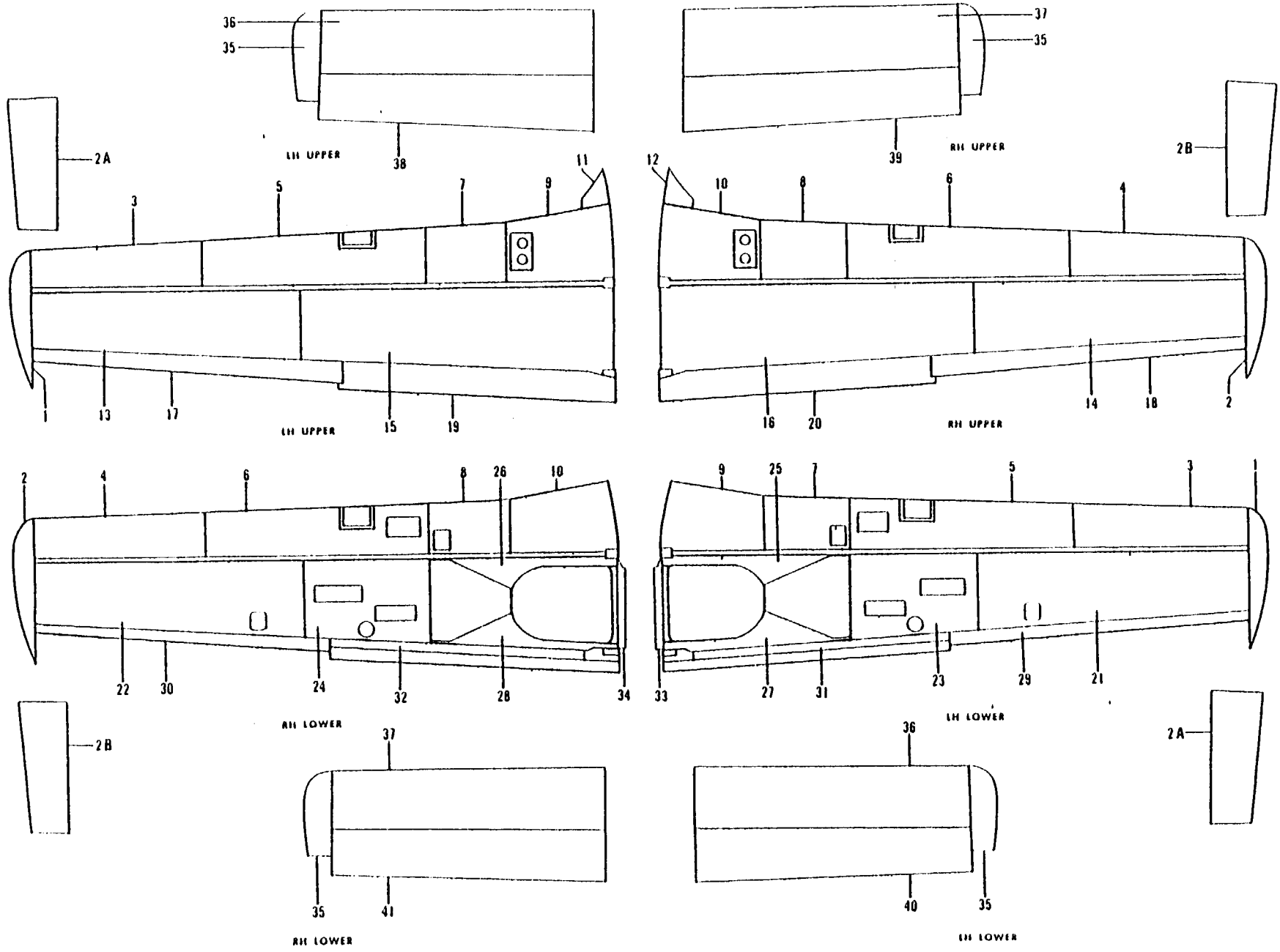


Figure 3. Wing & Stabilizer Skin Diagram



MODEL 35 PARTS CATALOG

FIG. & INDEX NO.	PART NO.	DESCRIPTION							UNITS PER ASSY	USABLE ON CODE
		1	2	3	4	5	6	7		
3 - 1	35-175001	TIP ASSY,WING LH.							1	1
- 2	35-175001-1	TIP ASSY,WING RH.							1	1
- 2A	35-170004-17	TIP ASSY,WING LH /DRILL ON INSTL/							1	2
- 29	35-170004-18	TIP ASSY,WING RH /DRILL ON INSTL/							1	2
	35-170005-1	TIP ASSY,WING LH.							1	3
	35-170005-2	TIP ASSY,WING RH.							1	3
- 3	35-115211-3	SKIN,LEADING EDGE LH STA 136 TO 191							1	4
- 4	35-115211-9	SKIN,LEADING EDGE RH STA 136 TO 191							1	4
	35-115431-107	SKIN,LEADING EDGE LH STA 122 TO 191							1	5
	35-115431-108	SKIN,LEADING EDGE RH STA 122 TO 191							1	5
- 5	50-110010-70	SKIN,LEADING EDGE LH STA 73 TO 136.							1	4
- 5	50-110010-73	SKIN,LEADING EDGE RH STA 73 TO 136.							1	4
	35-115431-99	SKIN,LEADING EDGE LH STA 47 TO 122.							1	5
	35-115431-100	SKIN,LEADING EDGE RH STA 47 TO 122.							1	5
- 7	50-110010-133	SKIN,LEADING EDGE LH STA 47 TO 73							1	6
- 8	50-110010-134	SKIN,LEADING EDGE RH STA 47 TO 73							1	6
	35-115430-3	SKIN,LEADING EDGE LH STA 47 TO 73							1	7
	35-115430-4	SKIN,LEADING EDGE RH STA 47 TO 73							1	7
- 9	50-110010-127	SKIN,LEADING EDGE LH STA 23 TO 47							1	8
- 10	50-110010-128	SKIN,LEADING EDGE RH STA 23 TO 47							1	8
- 11	35-115381	FILLET ASSY,LEADING EDGE LH							1	3
- 12	35-115381-1	FILLET ASSY,LEADING EDGE RH							1	3
- 13	35-115137-22	SKIN,MAIN WING UPPER OUTBOARD LH.							1	8
- 14	35-115137-23	SKIN,MAIN WING UPPER OUTBOARD RH.							1	8
- 15	35-115142-52	SKIN,MAIN WING UPPER INBOARD LH							1	8
- 16	35-115142-55	SKIN,MAIN WING UPPER INBOARD RH							1	8
- 17	35-115137-18	SKIN,TRAILING EDGE UPPER OUTBOARD LH.							1	8
- 18	35-115137-19	SKIN,TRAILING EDGE UPPER OUTBOARD RH.							1	8
- 19	35-115194-26	SKIN,TRAILING EDGE UPPER INBOARD LH							1	8
- 20	35-115194-35	SKIN,TRAILING EDGE UPPER INBOARD RH							1	8
- 21	35-115199-26	SKIN,MAIN WING LOWER OUTBOARD LH.							1	8
- 22	35-115199-27	SKIN,MAIN WING LOWER OUTBOARD RH.							1	8
- 23	35-115200-72	SKIN,MAIN WING LOWER CENTER LH.							1	1
- 24	35-115200-73	SKIN,MAIN WING LOWER CENTER RH.							1	1
	35-115200-663	SKIN,MAIN WING LOWER CENTER LH.							1	9
	35-115200-664	SKIN,MAIN WING LOWER CENTER RH.							1	9
	35-115200-106	SKIN,MAIN WING LOWER CENTER LH.							1	10
	35-115200-107	SKIN,MAIN WING LOWER CENTER RH.							1	10
- 25	35-115200-4	SKIN,MAIN WING LOWER INBOARD LH							1	8
- 26	35-115200-5	SKIN,MAIN WING LOWER INBOARD RH							1	8
- 27	35-115200-2	SKIN,MAIN WING LOWER INBOARD LH							1	8
- 28	35-115200-3	SKIN,MAIN WING LOWER INBOARD RH							1	8
- 29	35-115199-24	SKIN,TRAILING EDGE LOWER OUTBOARD LH.							1	8
- 30	35-115199-25	SKIN,TRAILING EDGE LOWER OUTBOARD RH.							1	8
- 31	35-115265	SKIN,TRAILING EDGE LOWER INBOARD LH							1	8
- 32	35-115265-1	SKIN,TRAILING EDGE LOWER INBOARD RH							1	8
- 33	35-115200-6	SKIN,INBOARD LH							1	8
- 34	35-115200-7	SKIN,INBOARD RH							1	8
- 35	35-650005-23	TIP,STABILIZER LH & RH.							1	11
	35-650028-1	TIP,STABILIZER LH & RH.							1	3
- 36	35-650005-3	SKIN,LEADING EDGE LH.							1	8
- 37	35-650005-4	SKIN,LEADING EDGE RH.							1	8
- 38	35-650005-9	SKIN,TRAILING EDGE UPPER LH							1	11
- 39	35-650005-10	SKIN,TRAILING EDGE UPPER RH							1	11
	35-650005-57	SKIN,TRAILING EDGE UPPER LH							1	3
	35-650005-58	SKIN,TRAILING EDGE UPPER RH							1	3
- 40	35-650005-11	SKIN,TRAILING EDGE LOWER LH							1	11
- 41	35-650005-12	SKIN,TRAILING EDGE LOWER RH							1	11
	35-650005-59	SKIN,TRAILING EDGE LOWER LH							1	3
	35-650005-60	SKIN,TRAILING EDGE LOWER RH							1	3

CODE EFFECTIVITY

CODE EFFECTIVITY

1	D-4866 THRU D-6161	2	D-6162 THRU D-7309
3	D-7310 AND AFTER	4	D-4866 THRU D-7121
5	D-7122 AND AFTER	6	D-4866 THRU D-5725
7	D-5726 THRU D-7121	8	D-4866 AND AFTER
9	D-6162 THRU D-6873	10	D-6874 AND AFTER
11	D-4866 THRU D-7309		

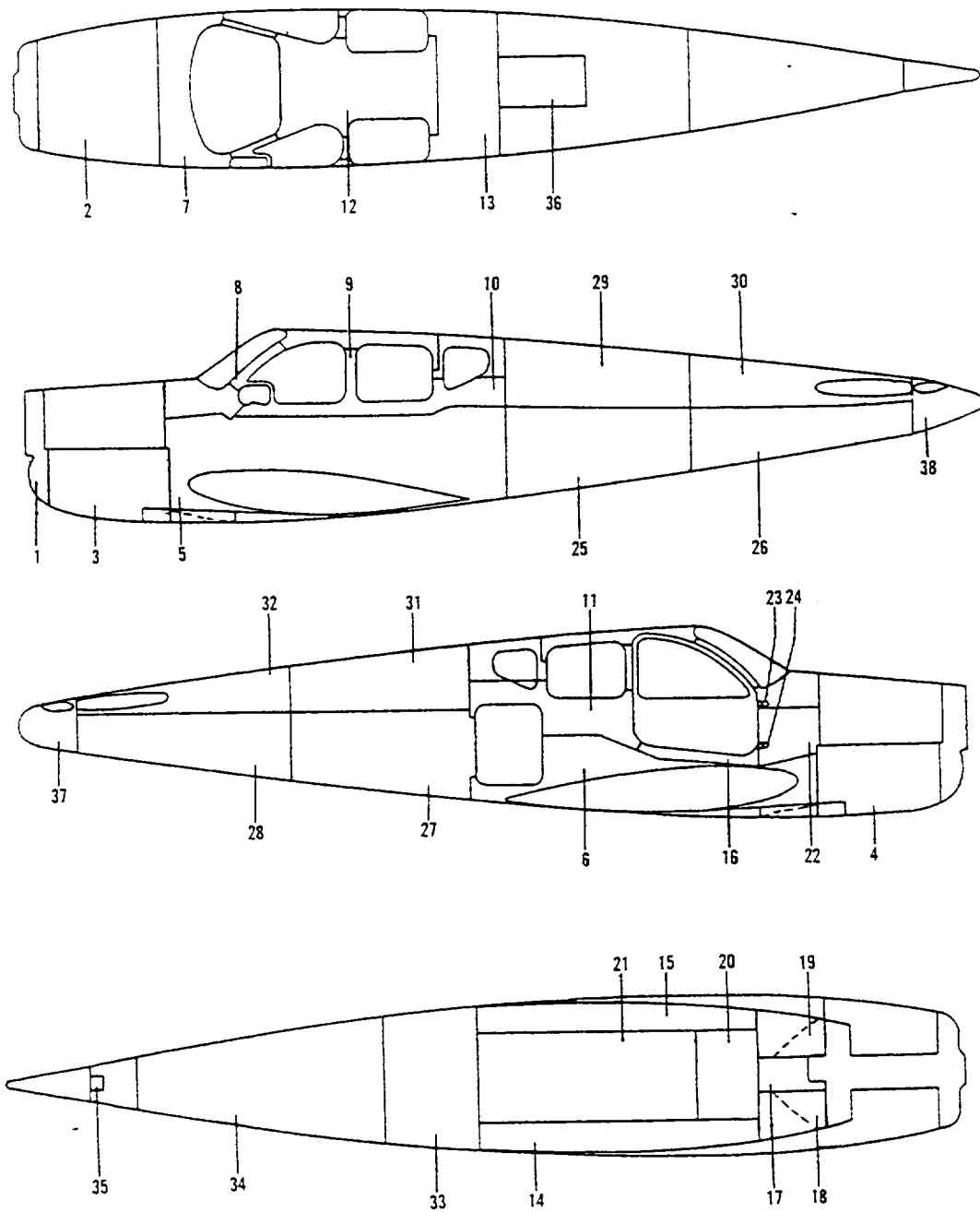


Figure 4. Fuselage Skin Diagram



MODEL 35 PARTS CATALOG

FIG. & INDEX NO.	PART NO.	DESCRIPTION							UNITS PER ASSY	USABLE ON CODE
		1	2	3	4	5	6	7		
4 - 1	35-410446-45	SKIN,NOSE COWL.	1	1	
	35-410446-203	SKIN,NOSE COWL.	1	2	
- 2	35-410446-223	SKIN,NOSE COWL.	1	3	
	35-910160-26	SKIN,ENGINE COWL LH UPPER	1	5	
	35-910160-134	SKIN,ENGINE COWL LH UPPER	1	3	
- 3	35-910160-27	SKIN,ENGINE COWL RH UPPER	1		
	35-410452-37	SKIN,ENGINE COWL LH LOWER	1		
- 4	35-410452-1	SKIN,ENGINE COWL RH LOWER	1		
	35-410452-142	SKIN,ENGINE COWL LH LOWER /SAME	1		
		AS 35-410452-37 EXCEPT DOOR CUTOUT OMITTED/ 35-410452-1 EXCEPT DOOR CUTOUT OMITTED/	1		
	35-410452-143	SKIN,ENGINE COWL RH LOWER /SAME AS.	1		
- 5	35-410452-39	SKIN,FUSELAGE LH.	1		
- 6	35-410452-5	SKIN,FUSELAGE RH.	1		
- 7	35-410452-41U	SKIN,COWL TOP	1	6	
	35-410452-47	SKIN,COWL TOP /SAME AS 35-410452-41 EXCEPT. FORMED & ROUGH TRIMMED ONLY/	1	6	
	35-410452-167	SKIN,COWL TOP	1	16	
	35-410452-179	SKIN,COWL TOP	1	17	
- 8	35-410452-73	SKIN,FWD LH	1	6	
	35-410452-165	SKIN,FWD LH	1	7	
- 9	35-410452-75	SKIN,CENTER LH.	1		
- 10	35-410452-29	SKIN,LH	1	1	
	35-410452-101	SKIN,LH	1	8	
- 11	35-410452-9	SKIN,RH	1	5	
	95-420015-178	SKIN,RH	1	3	
- 12	35-410452-43	SKIN,CABIN TOP.	1	1	
	35-410452-105	SKIN,CABIN TOP.	1	19	
	96-420001-87	SKIN,CABIN TOP.	1	20	
- 13	35-410452-45	SKIN,CABIN AFT TOP.	1	1	
	35-410452-102	SKIN,CABIN AFT TOP.	1	12	
	35-410452-135	SKIN,CABIN AFT TOP LH	1	18	
	35-410452-136	SKIN,CABIN AFT TOP RH	1	18	
	35-410452-149	SKIN,CABIN AFT TOP LH	1	21	
	35-410452-150	SKIN,CABIN AFT TOP RH	1	21	
	35-410452-169	SKIN,CABIN TOP AFT LH	1	20	
	35-410452-170	SKIN,CABIN TOP AFT RH	1	20	
	- 14	35-410452-25	SKIN,CABIN BOTTOM LH.	1	1
	- 15	35-410452-17	SKIN,CABIN BOTTOM RH.	1	1
35-410452-119		SKIN,CABIN BOTTOM LH.	1	8	
	35-410452-115	SKIN,CABIN BOTTOM RH.	1	8	
- 16	35-410452-3	SKIN,RH	1		
- 17	35-410452-23	SKIN,CABIN BOTTOM FWD CENTER.	1		
- 18	35-410000-624	SKIN,CABIN BOTTOM LH /SUPERSEDES 35-410452-21 . AND 35-410000 SA24/	1		
	35-410000-625	SKIN,CABIN BOTTOM RH /SUPERSEDES 35-410452-15 . AND 35-410000 SA25/	1		
- 20	35-410452-19	SKIN,CABIN BOTTOM CENTER.	1	9	
	35-410452-79	SKIN,CABIN BOTTOM CENTER.	1	10	
- 21	35-413003-20	SKIN,CABIN BOTTOM AFT CENTER.	1	9	
	35-410452-77	SKIN,CABIN BOTTOM AFT CENTER.	1	11	
	35-410452-117	SKIN,CABIN BOTTOM AFT CENTER.	1	23	
- 22	35-410452-183	SKIN,CABIN BOTTOM AFT CENTER.	1	22	
	35-410452-7	SKIN,RH	1		
- 23	35-410452-33	REINFORCEMENT,UPPER	1		
- 24	35-410452-35	REINFORCEMENT,LOWER	1		
- 25	35-410007-30	SKIN,FUSELAGE TAIL LOWER LH	1	5	
	35-410452-159	SKIN,FUSELAGE TAIL LOWER LH	1	3	
- 26	35-410007-26	SKIN,FUSELAGE TAIL LOWER LH	1		
- 27	35-410010-22	SKIN,FUSELAGE TAIL LOWER RH	1	5	
	35-410452-163	SKIN,FUSELAGE TAIL LOWER RH	1	3	
- 28	35-410010-18	SKIN,FUSELAGE TAIL LOWER RH	1		
- 29	35-410452-51	SKIN,FUSELAGE TAIL UPPER LH	1	1	
	35-410452-97	SKIN,FUSELAGE TAIL UPPER LH	1	12	
	35-410452-125	SKIN,FUSELAGE TAIL UPPER LH	1	4	
- 30	35-410452-185	SKIN,FUSELAGE TAIL UPPER LH	1	22	
	35-410452-111	SKIN,FUSELAGE TAIL UPPER LH	1	22	
	35-410452-171	SKIN,FUSELAGE TAIL UPPER LH /SUPERSEDES 35-410452-53/	1	20	

FIG. & INDEX NO.	PART NO.	DESCRIPTION							UNITS PER ASSY	USABLE ON CODE
		1	2	3	4	5	6	7		
4 - 31	35-410452-11	SKIN,FUSELAGE	TAIL	UPPER	RH	.	.	.	1	1
	35-410452-98	SKIN,FUSELAGE	TAIL	UPPER	RH	.	.	.	1	12
	35-410452-126	SKIN,FUSELAGE	TAIL	UPPER	RH	.	.	.	1	13
- 32	35-410452-13	SKIN,FUSELAGE	TAIL	UPPER	RH	.	.	.	1	1
	35-410452-113	SKIN,FUSELAGE	TAIL	UPPER	RH	.	.	.	1	8
- 33	35-410014-1	SKIN,FUSELAGE	BOTTOM	FWD.	1	14
	35-410452-27	SKIN,FUSELAGE	BOTTOM	FWD.	1	15
	95-440006-69	SKIN,FUSELAGE	BOTTOM	FWD.	1	3
- 34	35-410011-2	SKIN,FUSELAGE	BOTTOM	AFT.	1	
- 35	35-410012-2	SKIN,FUSELAGE	BOTTOM.	1	
- 36	35-410449-1	SKIN.	1	1
- 37	35-380001-3	CONE ASSY,	TAIL.	1	5
- 38	35-400473-5	CONE ASSY,	TAIL.	1	3

CODE EFFECTIVITY

- 1 D-4866 THRU D-6561
- 3 D-7310 AND AFTER
- 5 D-4866 THRU D-7309
- 7 D-7355 AND AFTER
- 9 D-4866 THRU D-5131
- 11 D-5132 THRU D-6561
- 13 D-6747 AND AFTER
- 15 D-5796 THRU D-7309
- 17 D-8599 AND AFTER
- 19 D-6562 THRU D-7976
- 21 D-7310 THRU D-7976
- 23 D-6562 THRU D-8871

CODE EFFECTIVITY

- 2 D-6562 THRU D-7309
- 4 D-6467 THRU D-8871
- 6 D-4866 THRU D-7354
- 8 D-6562 AND AFTER
- 10 D-5132 AND AFTER
- 12 D-6562 THRU D-6746
- 14 D-4866 THRU D-5795
- 16 D-7355 THRU D-8598
- 18 D-6747 THRU D-7309
- 20 D-7977 AND AFTER
- 22 D-8872 AND AFTER

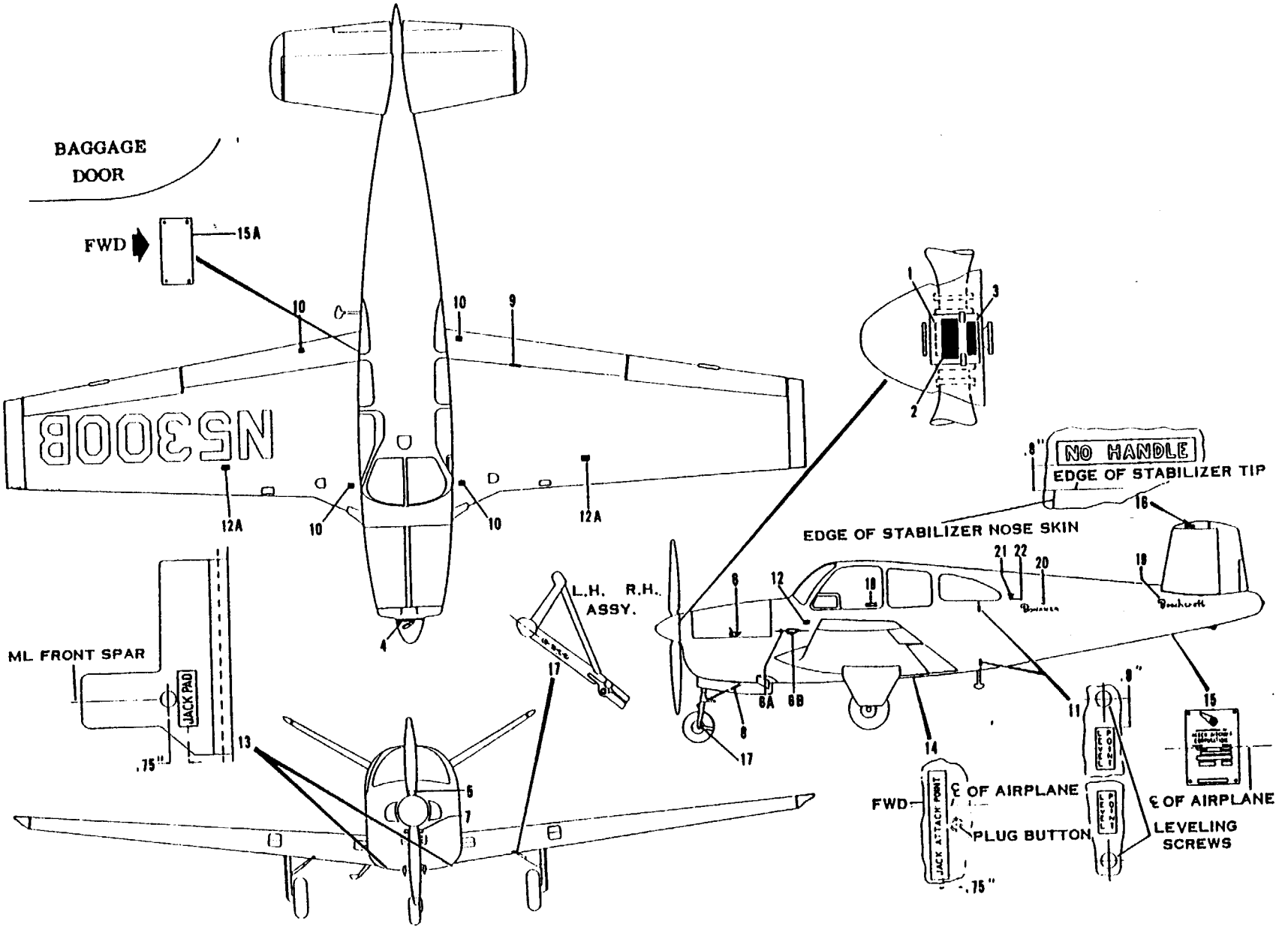


Figure 5. Exterior Markings

FIG. & INDEX NO.	PART NO.	DESCRIPTION	1 2 3 4 5 6 7							UNITS PER ASSY	USABLE ON CODE
			1	2	3	4	5	6	7		
5 -	35-000055	MARKINGS, EXTERIOR								NP	1
	35-000055-1	MARKINGS, EXTERIOR /OPTIONAL DOMESTIC/								NP	7
	35-000055-3	MARKINGS, EXTERIOR /EUROPEAN/								NP	7
	35-000055-5	MARKINGS, EXTERIOR /DOMESTIC & SOUTH AMERICAN/								NP	7
	35-000067-1	MARKINGS, EXTERIOR /DOMESTIC/								NP	6
	35-000067-3	MARKINGS, EXTERIOR /EUROPEAN/								NP	6
	35-000067-5	MARKINGS, EXTERIOR /SOUTH AMERICAN/								NP	6
- 1	□278-342	. PLACARD, LOW PITCH ADJUSTMENT.								1	
- 2	□278-337	. PLACARD, PROPELLER ASSY INFORMATION.								1	
- 3	□278-343	. PLACARD, HUB LUBRICATION								1	8
- 4	□278-378	. PLACARD, PROPELLER INSTL INSTRUCTIONS.								1	
- 4A	□278-379	. DECAL, PROPELLER SPINNER INSTL INSTRUCTIONS.								1	
- 5	□8200-341	. PLACARD, BEARING INFORMATION								1	
- 6	□35-000057-13	. EMBLEM, H35.								2	1
	□35-000062	. EMBLEM, K35.								2	3
	□35-000063	. EMBLEM, M35.								2	4
	35-000047-1	. PLACARD, V35A /GOLD/								2	16
	35-000047-3	. PLACARD, V35A /BLACK/								2	16
- 6A	□35-000064-5	. BASE, MODEL EMBLEM								2	13
- 6B	□35-000064-7	. EMBLEM, N35.								2	5
	□35-000064-35	. EMBLEM, P35.								2	12
- 7	□35-000058	. EMBLEM, J35.								1	2
- 8	□35-825192	. PLACARD, FWD NOSE GEAR RETRACT LINK ROD.								1	
- 9	□35-000026 B-C	. PLACARD, 20 DEGREE FLAP INDICATION								1	10
		/BLACK ON CLEAR/									
	□35-000026 W-C	. PLACARD, 20 DEGREE FLAP INDICATION								1	10
		/WHITE ON CLEAR/									
	□35-000066 B-C	. PLACARD, 20 DEGREE FLAP INDICATION								1	15
		/BLACK ON CLEAR/									
	□35-000066 W-C	. PLACARD, 20 DEGREE FLAP INDICATION								1	15
		/WHITE ON CLEAR/									
- 10	□112733-2	. PLACARD, NO STEP /BLACK/								4	
	□112733-4	. PLACARD, NO STEP /RED/								4	
- 11	□35-410169 B-C	. PLACARD, LEVEL POINT								2	
	□35-410169 W-C	. PLACARD, LEVEL POINT /WHITE ON CLEAR/								2	
- 12	□35-361016-1	. PLACARD, GROUND HERE /WHITE/								2	10
	□35-361016	. PLACARD, GROUND HERE /BLACK/								2	10
- 12A	□35-361016-1	. PLACARD, WING GROUND HERE /WHITE/								2	11
	□35-361016	. PLACARD, WING GROUND HERE /BLACK/								2	11
- 13	□112735 B-C	. PLACARD, JACK PAD /BLACK ON CLEAR/								2	
	□112735 W-C	. PLACARD, JACK PAD /WHITE ON CLEAR/								2	
- 14	□112736 B-C	. PLACARD, JACK ATTACH POINT /BLACK ON CLEAR/								1	
	□112736 W-C	. PLACARD, JACK ATTACH POINT /WHITE ON CLEAR/								1	
- 15	□111745	. PLACARD, MODEL								1	17
- 15A	130728	. PLACARD, MODEL								1	18
- 16	□115081-5	. PLACARD, NO HANDLE /BLACK/								2	
		/SUPERSEDES 115081-1/									
	□115081-7	. PLACARD, NO HANDLE /RED/								2	
		/SUPERSEDES 115081-3/									
- 17	□112734	. PLACARD, HEAT TREATED ASSY /BLACK/								6	
- 18	□35-000061	. PLACARD, EXTERIOR PROTECTION INSTRUCTION								1	
- 19	□118663-1	. PLACARD, BEECHCRAFT /GOLD ON WHITE/								2	9
	□118663	. PLACARD, BEECHCRAFT /GOLD ON CLEAR/								2	9
- 20	□130020-1	. PLACARD, BONANZA /SUPERSEDES 130020/								2	6

MODEL 35 PARTS CATALOG

FIG. & INDEX NO.	PART NO.	1	2	3	4	5	6	7	DESCRIPTION	UNITS PER ASSY	USABLE ON CODE
5 - 21	□130071	EMBLEM, BEECHCRAFT	2	14
- 22	□35-000068	EMBLEM, BONANZA.	2	14

CODE EFFECTIVITY

- 1 D-4866 THRU D-5330
- 3 D-5726 THRU D-6161
- 5 D-6562 THRU D-6841
- 7 D-5331 THRU D-6841
- 9 D-6562 AND AFTER
- 11 D-6562 THRU D-7121
- 13 D-6562 THRU D-7016
- 15 D-6562 THRU D-7976
- 17 D-4866 THRU D-8531

CODE EFFECTIVITY .

- 2 D-5331 THRU D-5725
- 4 D-6162 THRU D-6561
- 6 D-6842 AND AFTER
- 8 D-4866 THRU D-6161
- 10 D-4866 THRU D-7021
- 12 D-6872 THRU D-7016
- 14 D-7017 AND AFTER
- 16 D-8599 AND AFTER
- 18 D-8532 AND AFTER

BLANK PAGE

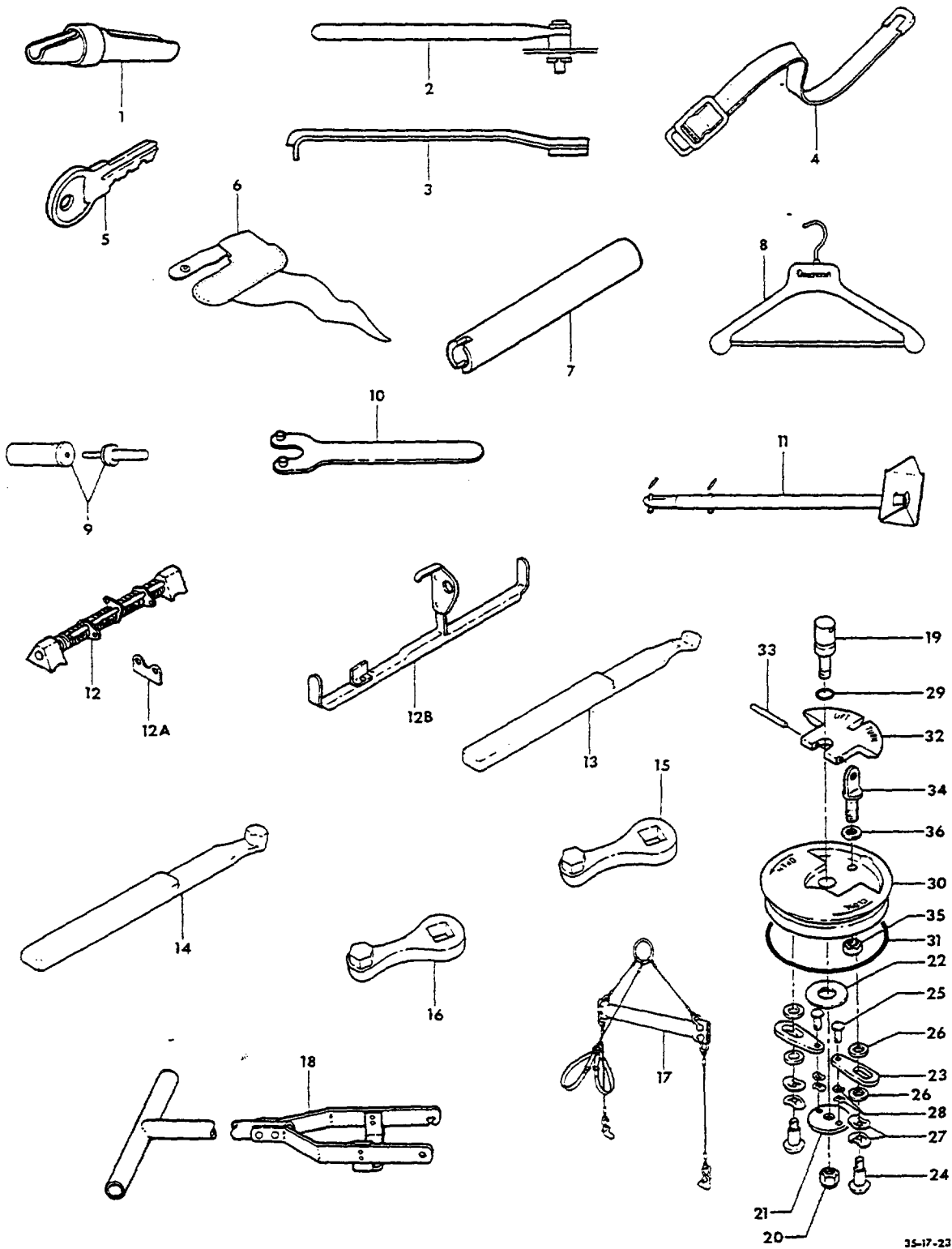


Figure 6. Loose Tools And Accessories

FIG. & ITEM NO.	PART NO.	DESCRIPTION							UNITS PER ASSY	USABLE ON CODE
		1	2	3	4	5	6	7		
6	35-590001	TOOLS & EQUIPMENT, LOOSE							NP	1
	35-590101	TOOLS & ACCESSORIES, LOOSE							NP	2
	35-590110	TOOLS & ACCESSORIES, LOOSE							NP	32
	35-590113	TOOLS & ACCESSORIES, LOOSE							NP	33
	35-590116	TOOLS & ACCESSORIES, LOOSE							NP	34
- 1	35-590006	. ADAPTER ASSY, MAIN WHEEL JACK							1	
	35-524190	. LOCK ASSY, CONTROL COLUMN							1	3
	35-524638	. LOCK ASSY, CONTROL COLUMN							1	4
- 2	35-590081-1	. PIN ASSY, CONTROL COLUMN LOCK							1	5
	35-590103	. PIN ASSY, CONTROL COLUMN LOCK							1	20
- 3	35-590077-1	. SHUTTER ASSY, OIL RADIATOR							1	6
	35-590077-11	. SHUTTER ASSY, OIL RADIATOR							1	29
	35-910277-1	. BAFFLE INSTL, NOSE COWL WINTER							NP	21
	35-910277-3	. BAFFLE INSTL, NOSE COWL WINTER							NP	22
	35-910279	. . PLACARD, INSTRUCTIONS /ON BAFFLE/.							1	
	35-910296	. . PLACARD, INSTRUCTIONS /INSIDE CABIN/.							1	7
	35-910296-1	. . PLACARD, INSTRUCTIONS /INSIDE CABIN/.							1	8
	35-910273	. . BAFFLE, WINTER LH.							1	
	35-910278-1	. . BAFFLE, WINTER RH.							1	21
	35-910279-3	. . BAFFLE, WINTER RH.							1	22
- 4	113658-034-00	. STRAP ASSY, STOWAGE BOX							1	23
	R903	. FLIGHT BAG /SUPERSEDES A903/.							1	27
- 5	130066-3	. KEY, LOCK /SUPERSEDES 35-590070-1/.							2	1
	35-590099-1	. KEY, LOCK							2	2
- 6	35-590060	. COVER ASSY, PITOT TUBE /USE WITH UNHEATED TUBE/.							1	
	45-590059	. BOOT ASSY, PITOT TUBE /USE WITH HEATED TUBE/.							1	
- 7	50-590106	. WRENCH, SUMP DRAIN							1	
- 8	35-590058	. HANGER ASSY, CLOTHING							1	
	35-590113-13	. CHART, 35TC HORSEPOWER SETTING							1	19
	35-590090	. CALCULATOR ASSY, IO-470C ENGINE							1	9
		/SUPERSEDES 35-590082-13/								
	35-590097	. CALCULATOR ASSY, IO-470N ENGINE							1	10
	35-590115	. CALCULATOR ASSY, DAY READING /IO-520 ENGINE/.							1	26
	EF5-1	. BOOK, ENGINE LOG							1	
	AF5-1	. BOOK, AIRPLANE LOG							1	
	35-590074-1	. TROUGH ASSY, OIL DRAIN							1	11
	BE180	. DUCT, ENGINE OIL DRAIN							1	
- 9	300-911-930	. KIT, TUBELESS TIRE INFLATION VALVE							1	12
		/SUPERSEDES 206-108172/								
	98-36533	. INSTRUCTIONS, V35 CRATING & UNCRATING							1	19
	NO NUMBER	. CASE, LEATHER KEY							1	
	35-590113-3	. MANUAL, V35ATC FAA APPROVED FLIGHT							1	33
	35-590116-3	. MANUAL, V35ATC FAA APPROVED FLIGHT							1	34
	35-590110-11	. HANDBOOK, S35 PILOTS OPERATING							1	32
	35-590118-31	. HANDBOOK, V35, V35A PILOTS OPERATING							1	19
	35-590113-11	. MANUAL, V35TC OWNERS							1	33
	35-590116-7	. MANUAL, V35ATC OWNERS							1	34
	35-590113-15	. LIST, V35TC PILOTS CHECK							1	33
	35-590116-9	. LIST, V35ATC PILOTS CHECK							1	34
	IOC-2	. MANUAL, OPERATIONS /CONTINENTAL/							1	2
		/SUPERSEDES CS-081/								
	IO-52-2	. MANUAL, OPERATIONS /CONTINENTAL/							1	26
	M60-5A	. BULLETIN, CONTINENTAL MOTOR SERVICE							1	2
	113667	. DIRECTORY, BEECHCRAFT SERVICE FACILITY							1	
	98-32176	. CARD, OWNER NOTIFICATION							1	
	35-590108	CALCULATOR ASSY, HORSEPOWER, DAY READING							1	26
		/WITH TEFLON BEARING/								
	35-590097	CALCULATOR ASSY, HORSEPOWER							1	2
		/SUPERSEDES 35-590100/								
	35-590109	CALCULATOR ASSY, HORSEPOWER, NIGHT READING							1	26

FIG. & ITEM NO.	PART NO.	DESCRIPTION							UNITS PER ASSY	USABLE ON CODE
		1	2	3	4	5	6	7		
6	35-590015	TOOLS & ACCESSORIES, LOOSE /OPTIONAL/	1	1
	35-590102	TOOLS & ACCESSORIES, LOOSE /OPTIONAL/	1	20
- 10	35-590009	. WRENCH, THROTTLE RETAINING NUT SPANNER	1	
- 11	35-590021	. SUPPORT ASSY, TAIL TIE DOWN	1	
	35-590015-9	. CATALOG, MODEL H35 THRU V35 PARTS	1	
- 12	35-590076	. SHAFT ASSY, DIFFERENTIAL NEUTRALIZER	1	25
- 12A	35-590052	. ADAPTER	1	25
- 12B	35-590087-1	. JIG ASSY, DIFFERENTIAL NEUTRALIZER	1	18
- 13	TS1222-4	. WRENCH, FWD UPR, AFT UPR & LWR WING BOLT	1	30
- 14	TS1222-3	. WRENCH, FWD LWR WING BOLT	1	31
	TS1222-4	. WRENCH, FWD LWR WING BOLT	1	26
- 15	TS1171-1	. ADAPTER, WING NUT TORQUE WRENCH	1	30
		/FWD UPPER, AFT UPPER, AFT LOWER/ . ADAPTER, WING NUT TORQUE WRENCH/FWD LWR/	1	30
- 16	TS1171-2	. COVER ASSY, ENGINE	1	
	35-590024	. COVER ASSY, PROPELLER	2	
	35-590027	. MANUAL, 35 SHOP	1	
	98-32227	. INSPECTION GUIDE, MODEL 35	1	
	35-590063	. BOX ASSY, LANDING GEAR CIRCUIT TESTER	1	
	35-590064	. SLING INSTL, HOISTING	NP	
- 17	35-590064-1	. SLING ASSY, HOISTING	1	
	35-590050-1	. COVER ASSY, ENGINE	1	
	CODE 932-5	. JACK /35-000001/	1	
- 18	35-590053	PANE INSTL, BLIND FLYING /OPTIONAL/	NP	
	35-590002	HANDLE ASSY, TOW	1	
	35-590073-15	HANDBOOK, H35 PILOTS OPERATING	1	13
	35-590079-5	HANDBOOK, J35 PILOTS OPERATING	1	14
	35-590086-3	HANDBOOK, K35, M35 PILOTS OPERATING	1	23
	35-590094-7	HANDBOOK, N35, P35 PILOTS OPERATING	1	15
	115090-19-1	HANDBOOK, MODEL 278 PROPELLER	1	
	15-186	MANUAL, BENDIX PS. SERIES CARBURETOR	1	13
	649742	HANDBOOK, SPERRY DIRECTIONAL GYRO INDICATOR	1	13
	656768	HANDBOOK, SPERRY GYRO HORIZON INDICATOR	1	13
	35-921240	CAP INSTL, FUEL FILLER LOCK /OPTIONAL/	NP	24
	416-85	. CAP ASSY, AUXILIARY FUEL /LOCKING TYPE/ /SUPERSEDES 416-25L10 & 416-25L20/	2	24
- 19	416-54	. AXLE, FUEL CAP /SUPERSEDES 416-6/	1	24
- 20	MS20365-428	. NUT /SUPERSEDES AN365-428/	1	24
- 21	416-10	. DISC, FUEL CAP	1	24
- 22	416-15	. WASHER, FUEL CAP	1	24

FIG. & ITEM NO.	PART NO.	1	2	3	4	5	6	7	DESCRIPTION	UNITS PER ASSY	USABLE ON CODE
6 - 23	416-4	PAWL, FUEL CAP /ATTACHING PARTS/	2	24
- 24	416-22	SCREW, FUEL CAP.	2	
- 25	AN392-9	PIN	2	
- 26	AN960-416L	WASHER	4	
- 27	C12046-017-3	WASHER, SPRING	4	
- 28	A1059-014-3	WASHER, SPRING	4	
- 29	MS29513-10	RING, FUEL CAP O /SUPERSEDES AF934-5/.	1	24
- 30	416-7	BASE, FUEL CAP	1	24
- 31	MS29513-232	RING, FUEL CAP O /SUPERSEDES AF934-147/.	1	24
- 32	416-5	HANDLE, FUEL CAP /ATTACHING PARTS/	1	24
- 33	416-9-1	PIN, FUEL CAP/SUPERSEDES 416-9/.	1	
- 34	416-350	BOLT, EYE /ATTACHING PARTS/	1	24
- 35	MS20365-1032	NUT /SUPERSEDES AN365-1032C/.	1	
- 36	416-360	GASKET, EYEBOLT.	1	24

CODES OF EFFECTIVITY

- | | |
|---|-----------------------|
| 1 D-4366 THRU D-6841 | 2 D-6842 THRU D-7309 |
| 3 D-4366 THRU D-5054 | 4 D-5055 THRU D-5131 |
| 5 D-5132 THRU D-6841 | 6 D-5291 THRU D-7095 |
| 7 D-4866 THRU D-6161 | 8 D-6162 AND AFTER |
| 9 D-5331 THRU D-6561 | 10 D-6562 AND AFTER |
| 11 D-4366 THRU D-5069 | 12 D-5986 AND AFTER |
| EXCEPT D-5037,
D-5058, D-5060,
D-5061, D-5065
AND D-5066 BUT
INCLUDING
D-5071 & D-5111 | |
| 13 D-4366 THRU D-5330 | 14 D-5331 THRU D-5725 |
| 15 D-6562 THRU D-7309 | 16 DELETED |
| 17 DELETED | 18 D-5726 AND AFTER |
| 19 D-7977 AND AFTER | 20 D-6842 AND AFTER |
| 21 D-4366 THRU D-7949 | 22 D-7950 AND AFTER |
| 23 D-5726 THRU D-6561 | 24 D-4866 THRU D-6561 |
| 25 D-4866 THRU D-5725 | 26 D-7310 AND AFTER |
| 27 D-4866 THRU D-7017 | 28 D-7018 AND AFTER |
| 29 D-7096 THRU D-7309 | 30 D-4866 AND AFTER |
| 31 D-4866 THRU D-7309 | 32 D-7310 THRU D-7976 |
| 33 D-7977 THRU D-8598 | 34 D-8599 AND AFTER |

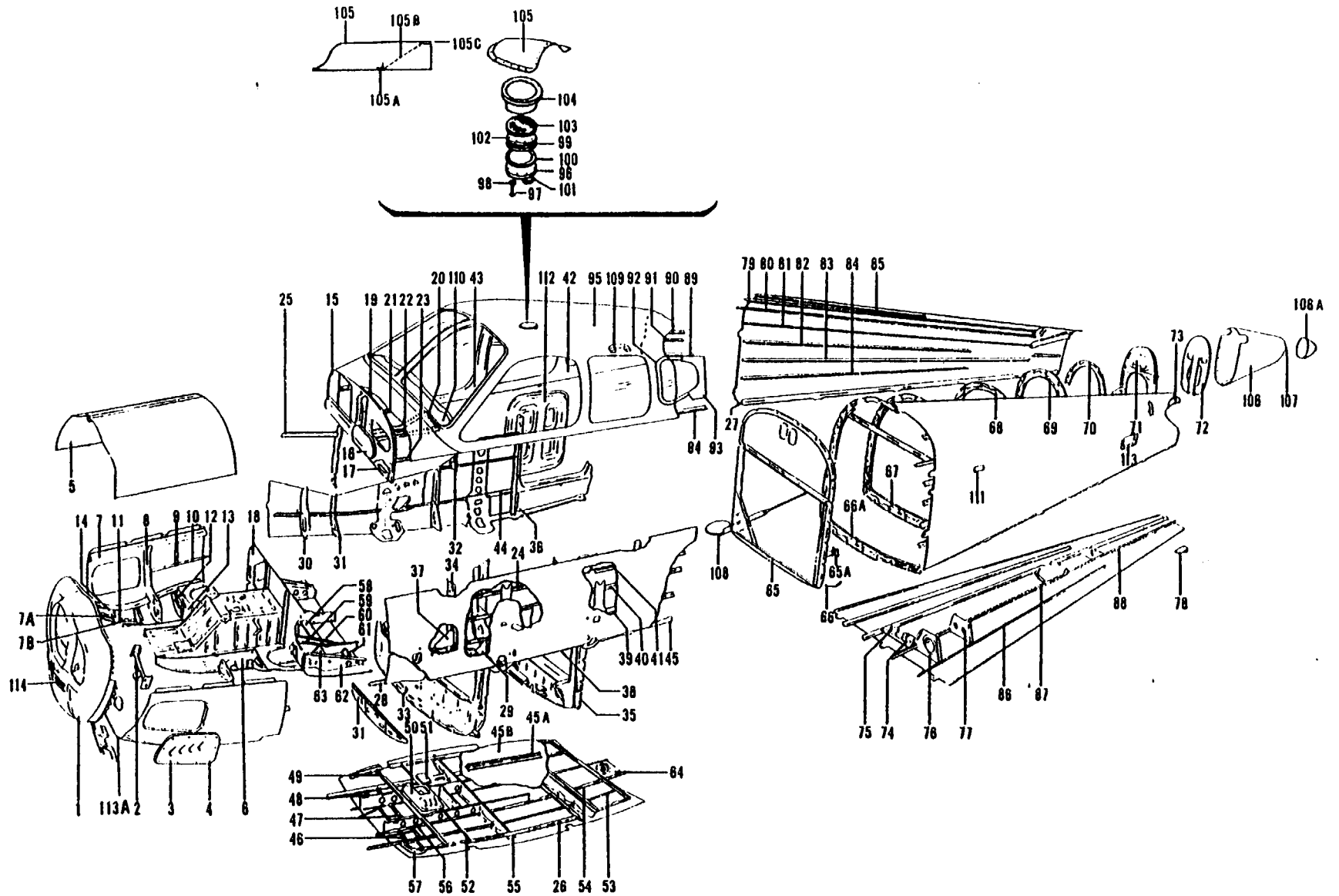


Figure 7. Fuselage Structure

FIG. & INDEX NO.	PART NO.	DESCRIPTION	UNITS PER ASSY	USABLE ON CODE
1 -	35-410444	FUSELAGE ASSY	NP	1
	35-410461	FUSELAGE ASSY	NP	26
	35-400471	FUSELAGE ASSY	NP	6
	35-400473	FUSELAGE ASSY	NP	30
	35-410444-1	. . STRUCTURE ASSY,FUSELAGE	NP	1
	NO NUMBER	. . STRUCTURE ASSY,FUSELAGE	NP	21
	35-410444-612	. . ENGINE COMPARTMENT /LESS RUDDER PEDALS/ . .	1	4
	35-410444-614	. . ENGINE COMPARTMENT /LESS RUDDER PEDALS/ . .	1	22
	35-410461-699	. . ENGINE COMPARTMENT /LESS RUDDER PEDALS/ . .	1	26
	35-400471-614	. . ENGINE COMPARTMENT /LESS RUDDER PEDALS/ . .	1	6
	35-400473-614-1	. . ENGINE COMPARTMENT WITH LH PEDALS & BRAKE . .	1	30
	35-400473-614-2	. . ENGINE COMPARTMENT WITH LH PEDALS & BRAKE . .	1	30
		/STD. ENGINE WITH EXTERNAL POWER/		
		/STD. ENGINE WITHOUT EXTERNAL POWER/		
NOTE TURBO ENGINE & RH RUDDER PEDALS AVAILABLE				
	35-400473-654	. . ENGINE COMPARTMENT LESS RUDDER PEDALS	1	30
		/STD ENGINE WITH EXTERNAL POWER/		
	35-400473-654-1	. . ENGINE COMPARTMENT LESS RUDDER PEDALS	1	30
		/TURBO ENGINE WITH EXTERNAL POWER/		
- 1	35-410446	. . . SECTION INSTL,NOSE /SEE FIG. 8/	NP	4
	35-410446-187	. . . SECTION INSTL,NOSE /SEE FIG. 8/	NP	5
	35-410446-201	. . . SECTION INSTL,NOSE /SEE FIG. 8/	NP	35
	35-410446-225	. . . SECTION INSTL,NOSE /SEE FIG. 8/	NP	30
- 2	35-825166	. . SUPPORT ASSY,NOSE WHEEL STEERING.	1	4
		/SEE FIG. 41/		
	35-825166-6	. . SUPPORT ASSY,NOSE WHEEL STEERING.	1	2
		/SEE FIG. 41/		
	35-410020	. . DOOR INSTL,FWD FUSELAGE ACCESS LH	NP	4
	35-410020-20	. . DOOR INSTL,FWD FUSELAGE ACCESS LH	NP	7
	35-410460-1	. . DOOR INSTL,FWD FUSELAGE ACCESS LH	NP	9
	35-410020-1	. . DOOR INSTL,FWD FUSELAGE ACCESS RH	NP	4
	35-410020-21	. . DOOR INSTL,FWD FUSELAGE ACCESS RH	NP	7
	35-410460-2	. . DOOR INSTL,FWD FUSELAGE ACCESS RH	NP	9
- 3	35-410020-4	. . . DOOR ASSY,FWD FUSELAGE ACCESS LH.	1	4
	35-410020-14	. . . DOOR ASSY,FWD FUSELAGE ACCESS LOUVERED LH	1	7
	35-410460-5	. . . DOOR ASSY,FWD FUSELAGE ACCESS LOUVERED LH	1	9
	35-410020-5	. . . DOOR ASSY,FWD FUSELAGE ACCESS RH.	1	4
	35-410020-15	. . . DOOR ASSY,FWD FUSELAGE ACCESS LOUVERED RH	1	7
	35-410460-6	. . . DOOR ASSY,FWD FUSELAGE ACCESS LOUVERED RH	1	9
		/ATTACHING PARTS/		
- 4	98265-1-080	. . . STUD.	10	
	99836	. . . PIN	10	
	295250-5	. . . GROMMET	10	
- 5	35-910101	. . COWLING INSTL,ENGINE /SEE FIG. 48/.	NP	31
	35-910101-5	. . COWLING INSTL,ENGINE /SEE FIG. 48/.	NP	30
	35-415343-618	. . KEEL ASSY,FUSELAGE FWD LH	1	28
		/SUPERSEDES 35-415343 SA8/		
	35-415343-604	. . KEEL ASSY,FUSELAGE FWD LH	1	29
	35-415343-608	. . KEEL ASSY,FUSELAGE FWD LH	1	30
- 6	35-415343	. . KEEL ASSY,FUSELAGE FWD LH	NP	4
	35-415343-34	. . KEEL ASSY,FUSELAGE FWD LH	NP	33
	35-415343-43	. . KEEL ASSY,FUSELAGE FWD LH	NP	30
	35-415343-619	. . KEEL ASSY,FUSELAGE FWD RH	1	28
		/SUPERSEDES 35-415343 SA9/		
	35-415343-605	. . KEEL ASSY,FUSELAGE FWD RH	1	29
	35-415343-609	. . KEEL ASSY,FUSELAGE FWD RH	1	30
	35-415343-1	. . KEEL ASSY,FUSELAGE FWD RH	NP	4
	35-415343-35	. . KEEL ASSY,FUSELAGE FWD RH	NP	33
	35-415343-44	. . KEEL ASSY,FUSELAGE FWD RH	NP	30
	35-415343-2	. . . KEEL,PLATING LH	1	
	35-415343-5	. . . KEEL,PLATING RH	1	
	35-415343-8	. . . ANGLE, TOP LH.	1	

FIG. & INDEX NO.	PART NO.	1	2	3	4	5	6	7	DESCRIPTION	UNITS PER ASSY	USABLE ON CODE
7 -	35-415343-9	ANGLE, TOP RH.	1	
	35-415343-6	ANGLE, BOTTOM LH	1	
	35-415343-7	ANGLE, BOTTOM RH	1	
	35-415343-10	PLATE, FRONT REINFORCING LH.	1	
	35-415343-11	PLATE, FRONT REINFORCING RH.	1	
	35-415343-12	CHANNEL, STA 17.375 LH	1	
	35-415343-13	CHANNEL, STA 17.375 RH	1	
	35-415343-14	ANGLE, STA 21.625 LH	1	
	35-415343-15	ANGLE, STA 21.625 RH	1	
	35-400304-1	FITTING, STA 39.50 /LH ONLY/	1	
	35-415343-16	ANGLE, STA 42.375	1	
	35-415343-24	STIFFENER, LOWER LH.	1	
	35-415343-27	STIFFENER, LOWER RH.	1	
	35-415343-22	ANGLE, BRACE LOWER LH.	1	
	35-415343-23	ANGLE, BRACE LOWER RH.	1	
	35-415343-18	ANGLE, BRACE UPPER LH.	1	
	35-415343-21	ANGLE, BRACE UPPER RH.	1	
	35-410000-658	PANEL ASSY, ENGINE COMPARTMENT LH.	1	13
									/SUPERSEDES 35-410000-616/		
	35-410000-659	PANEL ASSY, ENGINE COMPARTMENT RH.	1	13
									/SUPERSEDES 35-410000-617/		
	35-410000-44	LONGERON, LH	1	
- 7	35-410000-45	LONGERON, RH	1	
	35-410444-55	STIFFENER, LH.	1	
- 7A	35-410444-56	STIFFENER, RH.	1	
	35-410444-57	STIFFENER, LH.	1	
- 7B	35-410444-58	STIFFENER, RH.	1	
	35-415340	BULKHEAD, STA 33.345 LH.	1	
- 8	35-415340-1	BULKHEAD, STA 33.345 RH.	1	
	35-400473-15	STIFFENER, STA 41.172 LH	1	
									/SUPERSEDES 35-410444-9 & -47/		
- 9	35-400473-16	STIFFENER, STA 41.172 RH	1	
									/SUPERSEDES 35-410444-10 & -48/		
	35-410000-46	STRINGER, LH	1	
- 10	35-410000-47	STRINGER, RH	1	
	35-415352	BULKHEAD, LH	1	
- 11	35-415352-1	BULKHEAD, RH	1	
	35-415341	BULKHEAD, LH	1	
- 12	35-415341-1	BULKHEAD, RH	1	
	35-415342	BULKHEAD, LH	1	
- 13	35-415342-1	BULKHEAD, RH	1	
	35-410444-23	ANGLE, LH.	1	
- 14	35-410444-24	ANGLE, RH.	1	
	35-415330	FIREWALL ASSY, STA 49.00	NP	4
	35-415330-150	FIREWALL ASSY, STA 49.00	NP	22
	35-415412-1	FIREWALL ASSY, STA 49.00	NP	3
	35-415412-35	FIREWALL ASSY, STA 49.00	NP	32
	35-415412-55	FIREWALL ASSY, STA 49.00	NP	30
	35-415330-662	FIREWALL ASSY, UPPER	1	4
									/SUPERSEDES 35-4153305A22/		
	35-415330-606	FIREWALL ASSY, UPPER	1	22
									/SPARE ASSY, SEE ADDENDUM/		
	35-415412-601	FIREWALL ASSY, UPPER /SPARE ASSY/.	1	3
	35-415412-611	FIREWALL ASSY, UPPER /SPARE ASSY/.	1	32
	35-415412-621	FIREWALL ASSY, UPPER /SPARE ASSY/.	1	30
- 15	35-415330-2	FIREWALL ASSY, UPPER	NP	23
	35-415330-152	FIREWALL ASSY, UPPER	NP	24
	35-415412-3	FIREWALL ASSY, UPPER	NP	3
	35-415412-43	FIREWALL ASSY, UPPER	NP	32
	35-415412-75	FIREWALL ASSY, UPPER	NP	30
- 16	35-415330-108	DOOR, UPPER FIREWALL	1	4
	35-415330-158	DOOR, UPPER FIREWALL	1	2
- 17	35-550524	DOOR ASSY, UPPER FIREWALL DUCT	1	10
	35-550524-1	DOOR ASSY, UPPER FIREWALL DUCT	1	11
	35-550524-16	DOOR ASSY, UPPER FIREWALL DUCT	1	34
	35-550520	PIN, CONTROL ATTACHMENT.	1	11

MODEL 35 PARTS CATALOG



FIG. & INDEX NO.	PART NO.	1	2	3	4	5	6	7	DESCRIPTION	UNITS PER ASSY	USABLE ON CODE
7 -	35-415330-602	FIREWALL ASSY, LOWER /SPARE ASSY, SEE ADDENDUM/	1	23
	35-415412-603	FIREWALL ASSY, LOWER /SPARE ASSY/	1	34
	35-415412-623	FIREWALL ASSY, LOWER /SPARE ASSY/	1	30
- 18	35-415330-4	FIREWALL ASSY, LOWER	NP	23
- 19	35-344137	REINFORCEMENT, COWL WHIP ANTENNA	1	
- 20	35-410018	BRACKET INSTL, UPPER FWD PULLEY/SEE FIG. 59/	NP	
- 21	35-410444-13	STRINGER, LH	1	
	35-410444-14	STRINGER, RH	1	
- 22	35-410444-15	STRINGER, LH	1	
	35-410444-16	STRINGER, RH	1	
- 23	35-410444-11	STRINGER, WL 105.312 LH.	1	
- 24	35-410444-17	STRINGER, WL 100.00 LH	1	
- 25	35-410444-7	STRINGER, WL 100 & 97.63 RH.	2	
- 26	35-410000-36	STRINGER, LH	1	
	35-410000-37	STRINGER, RH	1	
	35-410000-48	STRINGER, LH	1	
- 27	35-410000-49	STRINGER, RH	1	
- 28	35-410000-24	STRINGER, LH	1	
	35-410000-25	STRINGER, RH	1	
- 29	35-410146	BRACKET ASSY, FUEL UNIT SUPPORTING	1	4
	35-921154-3	BRACKET ASSY, FUEL UNIT SUPPORTING	1	22
	35-921155-3	BRACKET ASSY, FUEL UNIT SUPPORTING	1	21
	35-410215-2	BULKHEAD ASSY, STA 58.50 LH.	1	4
	35-410215-14	BULKHEAD ASSY, STA 58.50 LH.	1	2
- 30	35-410215-5	BULKHEAD ASSY, STA 58.50 RH.	1	
- 31	35-415373	BULKHEAD ASSY, STA 68.00 LOWER	1	4
	35-415373-26	BULKHEAD ASSY, STA 68.00 LOWER	1	33
	35-400473-1	BULKHEAD ASSY, STA 68.00 LOWER	1	30
- 32	35-410211-2	FRAME, BULKHEAD, STA 68.00 UPPER /RH ONLY/	1	
- 33	35-410445	STRUCTURE INSTL, FRONT SPAR CARRY THRU	NP	1
	33-410040	STRUCTURE INSTL, FRONT SPAR CARRY THRU	NP	3
	33-410040-21	STRUCTURE INSTL, FRONT SPAR CARRY THRU	NP	20
- 34	35-415374	BULKHEAD ASSY, STA 100.00.	1	
- 35	35-410158	STRUCTURE INSTL, REAR SPAR CARRY THRU.	NP	1
	35-410158-601	STRUCTURE INSTL, REAR SPAR CARRY THRU.	NP	35
	35-410158-48	STRUCTURE INSTL, REAR SPAR CARRY THRU.	NP	30
- 36	35-410331	BULKHEAD ASSY, STA 131.00.	1	8
	95-420015-35	BULKHEAD ASSY, STA 131.00.	1	32
	95-420015-21	BULKHEAD ASSY, STA 131.00.	1	30
- 37	35-410000-66	DOUBLER, STA 58.50 /LH ONLY/	1	
- 38	35-410000-2	STRINGER, WL 76.362 LH	1	1
	95-420011-95	STRINGER, WL 76.362 LH	1	21
	35-410000-5	STRINGER, WL 76.362 RH	1	1
	95-420011-96	STRINGER, WL 76.362 RH	1	21
- 39	35-410000-8	STRINGER, LH	1	
	35-410000-11	STRINGER, RH	1	
- 40	35-410000-12	STRINGER, LH	1	
	35-410000-15	STRINGER, RH	1	
- 41	35-410000-90	STRINGER, WL 100.00 LH	1	
	35-410444-19	STRINGER, WL 100.00 RH	1	
- 42	35-410444-3	LONGERON, REAR RH.	1	1
	95-420015-99	LONGERON, REAR RH.	1	21
- 43	35-410000-6	LONGERON, FRONT RH	1	
- 44	35-410000-38	STRINGER, /RH ONLY/	1	
- 45	35-410444-33	STRINGER, LH	1	1
	35-410444-36	STRINGER, RH	1	1
	35-410461-634	BOTTOM ASSY, CABIN PANEL	1	40
- 45A	95-420015-145	TRACK, REAR CHAIR.	4	27
	95-420015-9	TRACK, REAR CHAIR. /ATTACHING PARTS/	4	39
	AN520-10	SCREW	10	
	130007A-1032	NUT	10	
	95-420015-147	SHIM, AFT.	4	
	95-420015-149	SHIM, FWD.	4	
- 45B	95-420015-17	FLOORBOARD, REAR CABIN METAL	1	27



MODEL 35 PARTS CATALOG

FIG. & INDEX NO.	PART NO.	1	2	3	4	5	6	7	DESCRIPTION	UNITS PER ASSY	USABLE ON CODE
7 - 46	35-410000-122	STIFFENER, FLOOR LH.	2	
- 47	35-410444-21	STIFFENER, FLOOR CENTER.	2	
- 48	35-410000-123	STIFFENER, FLOOR RH.	2	
- 49	35-410272	ANGLE ASSY.	1	
	35-410259	SUPPORT INSTL, LANDING GEAR ACTUATOR	NP	
- 50	35-410259-2	SUPPORT, LANDING GEAR ACTUATOR	1	
- 51	35-410259-16	DOOR ASSY, SUPPORT	1	
- 52	35-410279	ANGLE ASSY, LH	1	
	35-410279-1	ANGLE ASSY, RH	1	
- 53	35-410000-18	STRINGER, LH	1	1
	35-410000-21	STRINGER, RH	1	1
- 54	35-410000-16	STRINGER, LH	1	1
	35-410000-17	STRINGER, RH	1	1
- 55	35-410225	SUPPORT INSTL, FLOOR STA 112.138	NP	
- 56	35-410330-602	SUPPORT ASSY, FUSELAGE AFT LH.	1	
									/SUPERSEDES 35-410330 & 35-410330 SA2/		
	35-410000-26	SUPPORT, FUSELAGE LH	1	
	35-410330-603	KEEL ASSY, FUSELAGE AFT RH	1	
									/SUPERSEDES 35-410330-1& 35-410330 SA3/		
	35-410000-29	SUPPORT, FUSELAGE RH	1	12
	35-410444-54	SUPPORT, FUSELAGE RH	1	25
- 57	35-410145-612	DOOR ASSY, FUEL STRAINER REAR.	1	
									/SUPERSEDES 35-410145 & 35-410145 SA2/		
- 58	35-410017	SUPPORT ASSY, PULLEY STA 59.437.	1	
	35-410107	SUPPORT, PULLEY.	1	
	35-410106	BRACKET, PULLEY.	2	
	35-410067	GUARD, PULLEY.	2	
- 59	35-410035	ANGLE, BRACE LH.	1	
	35-410035-1	ANGLE, BRACE RH.	1	
- 60	35-400359-10	SUPPORT ASSY, MASTER CYLINDER LH	1	
	35-400359-12	SUPPORT ASSY, MASTER CYLINDER RH	1	
	35-410164	STOP ASSY, RUDDER PEDAL.	NP	
- 61	35-410164-2	STOP, RUDDER PEDAL	1	
	35-410164-4	BRACKET, STOP.	1	
	35-524185	STUD.	2	
	MS20364-428	NUT /SUPERSEDES AN364-428/.	4	
	AN316-4R	NUT	2	25
- 62	35-400364	CHANNEL ASSY, PEDAL TUBE LH.	1	8
	35-400364-10	CHANNEL ASSY, PEDAL TUBE LH.	1	20
	35-400364-3	CHANNEL ASSY, PEDAL TUBE RH.	1	1
	35-400364-1	CHANNEL ASSY, PEDAL TUBE RH.	1	21
- 63	35-400366	CHANNEL ASSY, PEDAL BELLCRANK SUPPORT LH	1	
	35-400366-1	CHANNEL ASSY, PEDAL BELLCRANK SUPPORT RH	1	
- 64	50-554105	VENT.	1	8
	95-420015-19	VENT.	1	20
	50-554106	SCREEN, VENT	1	
- 65	35-410447	BULKHEAD ASSY, STA 151.00.	1	8
	35-410461-213	BULKHEAD ASSY, STA 151.00.	1	32
	95-440006-171	BULKHEAD ASSY, STA 151.00 LOWER.	1	30
	95-440006-213	BULKHEAD ASSY, STA 151.00 UPPER.	1	30
- 65A	95-440006-135	SPLICE, /LH ONLY/.	1	30
- 66	35-410372	SUPPORT, /LH ONLY/	1	
- 66A	95-440006-603	BULKHEAD ASSY, STA 170	1	30
- 67	35-410150	BULKHEAD ASSY, STA 179	1	1
	35-410150-10	BULKHEAD ASSY, STA 179	1	35
	35-410150-2	FRAME, BULKHEAD LH	1	31
	96-440000-3	FRAME, BULKHEAD LH	1	41
	95-440006-237	FRAME, BULKHEAD LH	1	42
	35-410150-6	FRAME, BULKHEAD RH	1	31
	96-440000-5	FRAME, BULKHEAD RH	1	41
	95-440006-239	FRAME, BULKHEAD RH	1	42
	35-410150-4	CHANNEL, BULKHEAD LOWER.	1	1
	35-410150-8	CHANNEL, BULKHEAD LOWER.	1	35
	35-410150-28	CHANNEL, BULKHEAD LOWER.	1	30
- 68	35-410140	BULKHEAD ASSY, STA 207	1	32
-	35-410140-8	BULKHEAD ASSY, STA 207	1	30
	35-410140-2	FRAME, STA 207 LH.	1	

FIG. & INDEX NO.	PART NO.	1	2	3	4	5	6	7	DESCRIPTION	UNITS PER ASSY	USABLE ON CODE
7 -	35-410140-6	FRAME, STA 207 RH.	1	
	35-410140-4	CHANNEL, STA 207 BOTTOM.	1	
	35-410142	STOP, STA 207 PULLEY BRACKET / ATTACHING PARTS/	1	
	AN3-7A/M/	BOLT.	2	
	AN960-10	WASHER.	2	
	MS20365-1032	NUT /SUPERSEDES AN365-1032/	2	
	35-410143	GUSSET, LH	1	
	35-410143-1	GUSSET, RH	1	
	35-410141	BRACKET, STA 207 PULLEY. / ATTACHING PARTS/	1	
	AN3-7A/M/	BOLT.	4	
	AN3-3A/M/	BOLT.	4	
	AN960-10	WASHER.	8	
	MS20365-1032	NUT /SUPERSEDES AN365-1032/	8	
- 69	35-410130-27	BULKHEAD ASSY, STA 233.5 /SUPERSEDES 35-410130/	1	
	35-410130-29	FRAME, BULKHEAD LH /SUPERSEDES 35-410130-2/	1	
	35-410130-30	FRAME, BULKHEAD RH /SUPERSEDES 35-410130-6/	1	
	35-410130-4	CHANNEL, BULKHEAD LOWER.	1	
	35-410130-20	REINFORCEMENT, LOWER	1	
	35-410130-22	REINFORCEMENT, UPPER	1	
	35-410130-14	BEAM ASSY, STA 233.5 BULKHEAD.	1	
- 70	35-410165	BULKHEAD ASSY, STA 246.3	1	
	35-410165-2	FRAME, STA 246.3 BULKHEAD LH	1	
	35-410165-5	FRAME, STA 246.3 BULKHEAD RH	1	
- 71	35-410379-602	BULKHEAD ASSY, STA 256.9 /SPARE ASSY, SEE ADDENDUM/	1	1
	35-410379-606	BULKHEAD ASSY, STA 256.9	1	21
	35-410379-2	FRAME, BULKHEAD.	1	1
	35-410379-10	FRAME, BULKHEAD.	1	21
	35-410379-4	STIFFENER, BULKHEAD.	1	
	35-410379-6	DOUBLER, BULKHEAD.	1	1
	35-410379-12	DOUBLER, BULKHEAD.	1	21
	35-410396	BRACKET ASSY, STA 256.9 BULKHEAD	1	1
	35-410396-7	BRACKET ASSY, STA 256.9 BULKHEAD	1	21
- 72	35-410378-602	BULKHEAD ASSY, STA 272 /SUPERSEDES 35-410378 & SA2/ /SPARE ASSY, SEE ADDENDUM/	1	
	35-410378-2	BULKHEAD, STA 272.	1	
	35-410378-4	STIFFENER, BULKHEAD.	1	
	35-410411	BRACKET ASSY.	1	14
	35-410378-16	SPACER, STA 272 BULKHEAD	1	14
	35-410458	BRACKET ASSY, STA 272 BULKHEAD / ATTACHING PARTS/	1	15
	AN3-4A/M/	BOLT.	4	
	AN960-10	WASHER.	4	
	MS20365-1032	NUT /SUPERSEDES AN365-1032/	4	
	35-410378-10	CLIP, BULKHEAD LH.	1	
	35-410378-12	CLIP, BULKHEAD RH.	1	
	35-410378-14	PLATE, BULKHEAD UPPER.	1	
- 73	35-410381	REINFORCEMENT, TAIL CONE LH.	1	
	35-410381-1	REINFORCEMENT, TAIL CONE RH.	1	
- 74	35-410015	BRACKET, LH.	2	
- 75	35-410015-1	BRACKET, RH.	2	
- 76	35-410104	SUPPORT	1	16
- 77	35-410103	SUPPORT	1	16



MODEL 35 PARTS CATALOG

FIG. & INDEX NO.	PART NO.	1	2	3	4	5	6	7	DESCRIPTION	UNITS PER ASSY	USABLE ON CODE
7 - 78	35-400213	LUG, TIE DOWN.	1	
		/ATTACHING PARTS/		
	AN507-10R	SCREW	4	
	AN960-10L	WASHER.	4	
	MS20365-1032	NUT /SUPERSEDES AN365-1032/	4	
	35-410452	SKIN INSTL, FUSELAGE	NP	1
	35-410452-85	SKIN INSTL, FUSELAGE	NP	3
	35-410452-121	SKIN INSTL, FUSELAGE	NP	20
	35-410452-61	STRINGER, LH	1	36
	35-410452-131	STRINGER, LH	1	37
- 79	35-410452-62	STRINGER, RH	1	36
	35-410452-132	STRINGER, RH	1	37
	35-410452-89	STRINGER, LH	1	
- 80	35-410452-90	STRINGER, RH	1	8
	96-430010-38	STRINGER, RH	1	20
	35-410007-14	STRINGER, LH	1	8
	96-430010-37	STRINGER, LH	1	20
- 81	35-410010-8	STRINGER, RH	1	
	35-410007-16	STRINGER, LH	1	
- 82	35-410010-10	STRINGER, RH	1	
	35-410007-18	STRINGER, LH	1	
- 83	35-410010-12	STRINGER, RH	1	
	35-410007-20	STRINGER, LH	1	
- 84	35-410010-14	STRINGER, RH	1	
- 85	35-410452-65	STRINGER.	1	
- 86	35-410011-14	STRINGER, LH	1	
	35-410011-15	STRINGER, RH	1	
- 87	35-410452-95	STRINGER, LH	1	31
	35-410452-153	STRINGER, LH	1	30
	35-410452-96	STRINGER, RH	1	31
	35-410452-154	STRINGER, RH	1	30
- 88	35-410011-10	STRINGER, LH	1	
	35-410011-11	STRINGER, RH	1	
	35-410007-6	DOOR, LOWER AFT INSPECTION	1	
		/ATTACHING PARTS/		
	PK76XZ8-6	SCREW	6	
- 89	35-410000-114	CHANNEL, LH.	1	1
	35-410000-115	CHANNEL, RH.	1	1
- 90	35-410444-37	STRINGER, LH	1	31
	35-410452-89	STRINGER, LH	1	30
	35-410444-38	STRINGER, RH	1	31
	35-410452-90	STRINGER, RH	1	30
- 91	35-410444-31	STRINGER, LH	1	
	35-410444-32	STRINGER, RH	1	
	35-410000-92	FRAME, WINDOW INSIDE LH /SEE FIG. 10/.	1	1
	35-410000-93	FRAME, WINDOW INSIDE RH /SEE FIG. 10/.	1	1
- 92	35-410000-94	FRAME, WINDOW OUTSIDE LH /SEE FIG. 10/.	1	1
	35-410000-95	FRAME, WINDOW OUTSIDE RH /SEE FIG. 10/.	1	1
- 93	35-410000-102	GUSSET, WINDOW	2	1
- 94	35-410000-87	CHANNEL, /LH ONLY/	1	1
	35-410038	CANOPY INSTL.	NP	1
	35-410038-130	CANOPY INSTL.	NP	21
- 95	35-410038-40	STRUCTURE ASSY, CANOPY	1	
	35-410154	VENT ASSY, CABIN	1	17
- 96	35-410154-1	VENT ASSY, CABIN	1	18
		/ATTACHING PARTS/		
- 97	NAS384-6-12P	SCREW	4	
	NAS391-6P	WASHER.	4	
- 98	A1784-623	NUT	4	
- 99	35-410155	PLATE, CABIN VENT /BUY 35-410154 OR -1/.	NP	31
-100	35-410154-3	SHIM, CABIN VENT	1	18
-101	35-410156	SHUTTER, CABIN VENT /BUY 35-410154 OR -1/	NP	
	AN96004	WASHER.	1	

FIG. & INDEX NO.	PART NO.	1	2	3	4	5	6	7	DESCRIPTION	UNITS PER ASSY	USABLE ON CODE
7 -102	35-410455	PLATE ASSY,CABIN EXHAUST VENT	1	
	183946	SCREEN,CABIN VENT	1	17
-103	35-410038-124	SCREEN,CABIN VENT	1	18
-104	35-410153	DUCT,CABIN EXHAUST VENT	1	31
	95-420015-63	DUCT,CABIN EXHAUST VENT	1	30
-105	35-410152	VENT,CABIN EXHAUST.	1	31
	95-420015-167	VENT,CABIN EXHAUST.	1	30
-105A	95-420015-161	ANGLE,CABIN EXHAUST	1	30
-105B	95-420015-163	SCREEN,CABIN EXHAUST.	1	30
-105C	95-420015-165	RETAINER,CABIN EXHAUST.	1	30
	35-534352-1	PLACARD,WINDOW LATCH.	1	38
	35-924259-1	PLACARD,AUXILIARY FUEL PUMP OPERATION	1	7
	35-324230-8	PLACARD,OPERATION LIMITATIONS	1	23
	35-324230-10	PLACARD,OPERATIONS LIMITATIONS.	1	38
	35-324374-1	PLACARD,AIRSPEED LIMITATIONS.	1	24
	33-324025-1	PLACARD,AIRSPEED LIMITATIONS.	1	21
	35-380001	CONE ASSY,TAIL.	1	31
-106	35-380001-3	CONE,TAIL	1	31
	35-400473-5	CONE ASSY,TAIL.	1	30
	35-400473-7	CONE,TAIL	1	30
-106A	35-440010-13	LENS.	1	30
-107	35-364010	LAMP ASSY,TAIL CONE	1	
-108	35-410240	STEP INSTL,/SEE FIG. 17/.	NP	1
	95-440014	STEP INSTL,/SEE FIG. 17A/.	NP	21
-109	35-410147	HANDLE,ASSIST	1	1
-110	35-405309	SKIRT INSTL,INSTRUMENT PANEL.	NP	31
	95-420011-93	BRACKET ASSY,INSTRUMENT PANEL	1	19
-111	35-410286	PLACARD,STATIC AIR FITTING.	2	
									/SPECIFY BLACK OR WHITE/		
-112	35-410C70	DOOR INSTL,BAGGAGE /SEE FIG. 11/.	NP	1
	95-420015-89	DOOR INSTL,BAGGAGE /SEE FIG. 11/.	NP	35
	95-420015-81	DOOR INSTL,BAGGAGE /SEE FIG. 11/.	NP	30
	35-410021	DOOR INSTL,DIFFERENTIAL CONTROL ACCESS.	NP	
-113	35-410022	DOOR,DIFFERENTIAL CONTROL ACCESS /STD/.	1	
	35-410405	DOOR,ANTENNA MOUNTING ACCESS /OPTIONAL/	1	
									/ATTACHING PARTS/		
	PK79XZ8-7	SCREW	17	

	35-410000-98	PANE,WINDOW REAR LH /SEE FIG. 10/	1	1
	35-410000-99	PANE,WINDOW REAR RH /SEE FIG. 10/	1	1
	35-410000-96	MOULDING,CABIN WINDOW REAR LH /SEE FIG. 10/	1	1
	35-410461-51	MOULDING,CABIN WINDOW REAR LH	1	35
									/SEE FIG. 10B/		
	95-420015-93	MOULDING,AFT WINDOW LH /SEE FIG. 10B/	1	30
	35-410000-97	MOULDING,CABIN WINDOW REAR RH /SEE FIG. 10/	1	1
	35-410461-52	MOULDING,CABIN WINDOW REAR RH	1	35
									/SEE FIG. 10B/		
	95-420015-94	MOULDING,AFT WINDOW /SEE FIG. 10B/.	1	30
-113A	21 TAPE	STRIP,NOSE LANDING GEAR RUB	1	
									/SUPERSEDES 35-410444-43/		
	96-430010-65	WINDOW INSTL,AFT /SEE FIG. 10B/	NP	21



MODEL 35 PARTS CATALOG

FIG. & INDEX NO.	PART NO.	DESCRIPTION	UNITS PER ASSY	USABLE ON CODE
7 -	35-410459	GRILL INSTL, NOSE COWL	NP	9
-114	35-410446-79	. GRILL ASSY, FUSELAGE NOSE. /FOR EFFECTIVITY D-4866 THRU D-6161 SEE FIG. 8/	1	9

CODE EFFECTIVITY

CODE EFFECTIVITY

- | | |
|---|---|
| 1 D-4866 THRU D-6561 | 2 D-5331 AND AFTER |
| 3 D-6562 THRU D-6846 | 4 D-4866 THRU D-5330 |
| 5 D-5331 THRU D-6561 | 6 D-6842 THRU D-7309 |
| 7 D-5331 THRU D-6161 | 8 D-4866 THRU D-6846 |
| 9 D-6162 AND AFTER | 10 D-5726 THRU D-6085 |
| 11 D-6086 THRU D-6161
EXCEPT D-6140 THRU
D-6185 | 12 D-4866 THRU D-5725 |
| 13 D-4866 THRU D-6585 | 14 D-4866 THRU D-5825,
D-5827 THRU D-5836
AND D-5839 THRU
D-5847 |
| 15 D-5826, D-5837,
D-5838, D-5848
AND AFTER | 16 D-4866 THRU D-5493 |
| 17 D-4866 THRU D-5540 | 18 D-5541 AND AFTER |
| 19 D-5896 THRU D-6846
EXCEPT D-5903 THRU
D-5906 | 20 D-6847 AND AFTER |
| 21 D-6562 AND AFTER | 22 D-5331 THRU D-6561 |
| 23 D-4866 THRU D-6161 | 24 D-6162 THRU D-6561 |
| 25 D-5726 AND AFTER | 26 D-6562 THRU D-6841 |
| 27 D-6562 THRU D-6959 | 28 D-4866 THRU D-5615 |
| 29 D-5616 THRU D-7309 | 30 D-7310 AND AFTER |
| 31 D-4866 THRU D-7309 | 32 D-6847 THRU D-7309 |
| 33 D-5331 THRU D-7309 | 34 D-6162 THRU D-7309 |
| 35 D-6562 THRU D-7309 | 36 D-4866 THRU D-6746 |
| 37 D-6747 AND AFTER | 38 D-6162 THRU D-6841 |
| 39 D-6960 AND AFTER | 40 D-6842 AND AFTER |
| 41 D-4866 THRU D-8301 | 42 D-8302 AND AFTER |

BLANK PAGE

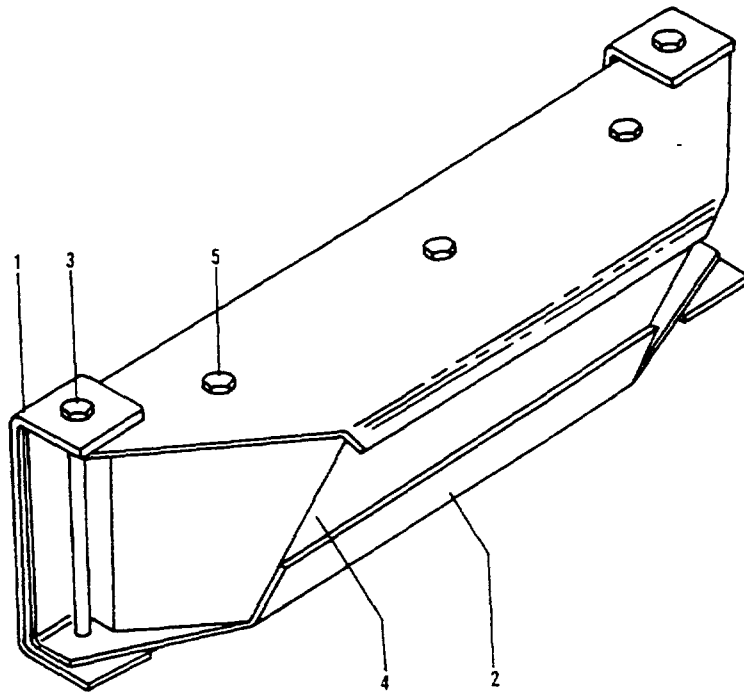


Figure 7A. Nose Ballast (D-7310 and after)

FIG. & INDEX NO.	PART NO.	DESCRIPTION	1 2 3 4 5 6 7							UNITS PER ASSY	USABLE ON CODE
			1	2	3	4	5	6	7		
7A-	35-410467	BALLAST INSTL								NP	1
- 1	35-410467-5	. BRACKET,LH								1	1
	35-410467-6	. BRACKET,RH								1	1
- 2	35-410467-1	. BOX,WEIGHT								1	1
		/ATTACHING PARTS/									
- 3	AN4-35A	. BOLT								2	
	AN960-416L	. WASHER								2	
		-----*									
- 4	35-410467-3	. WEIGHT,BALLAST								1	1
		/ATTACHING PARTS/									
- 5	AN4-33A	. BOLT								3	
	AN960-416	. WASHER								3	
	MS20365-428	. NUT								3	
		-----*									

CODE EFFECTIVITY
 1 D-7310 AND AFTER

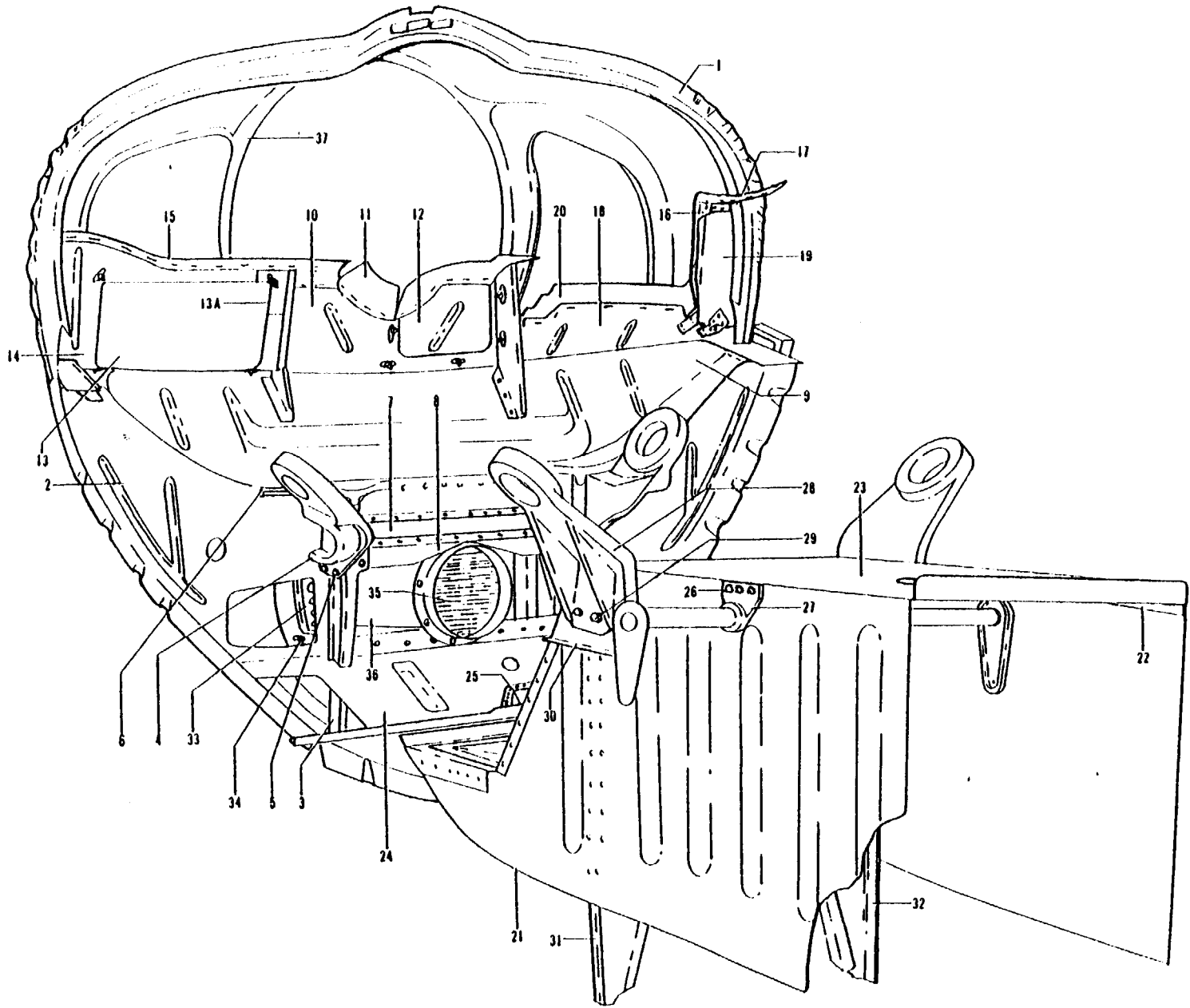


Figure 8. Nose Section



MODEL 35 PARTS CATALOG

FIG. & INDEX NO.	PART NO.	DESCRIPTION							UNITS PER ASSY	USABLE ON CODE	
		1	2	3	4	5	6	7			
8 -	35-410446-602	NOSE ASSY,COWL & BULKHEAD /SEE ADDENDUM/							1	1	
	35-410446	SECTION INSTL,NOSE /SEE FIG. 7 FOR NHA/							NP	1	
	35-410446-628	NOSE ASSY,COWL & BULKHEAD /SEE ADDENDUM/							1	2	
	35-410446-630	NOSE ASSY,COWL & BULKHEAD							1	15	
	35-410446-606	NOSE ASSY,COWL & BULKHEAD							1	14	
	35-410446-660	NOSE ASSY,COWL & BULKHEAD							1	17	
	35-410446-648	NOSE ASSY,COWL & BULKHEAD							1	20	
			/WITH TURBOCHARGED ENGINE/								
	35-410446-668	NOSE ASSY,COWL & BULKHEAD							1	26	
			/WITH TURBOCHARGED ENGINE/								
		35-410446-187	SECTION INSTL,NOSE /SEE FIG. 7 FOR NHA/							NP	3
	35-410446-201	SECTION INSTL,NOSE /SEE FIG. 7 FOR NHA/							NP	4	
	35-410446-225	SECTION INSTL,NOSE /SEE FIG. 7 FOR NHA/							NP	17	
- 1	35-910226-8	. BULKHEAD ASSY,COWLING NOSE /SUPERSEDES. . . .							1	19	
		35-910226/									
	35-910226-12	. BULKHEAD ASSY,COWLING NOSE.							1	17	
	35-410446-51	. WEB,STA 12.125.							1	1	
- 2	35-410446-173	. WEB,STA 12.125.							1	18	
	35-410446-227	. WEB,STA 12.125.							1	25	
	35-410446-301	. WEB,STA 12.125.							1	26	
	35-410446-53	. CHANNEL,STA 12.125 RH							1	1	
- 3	35-410446-171	. CHANNEL,STA 12.125 LH							1	7	
	35-410446-54	. CHANNEL,STA 12.125 LH							1	1	
	35-410446-172	. CHANNEL,STA 12.125 RH							1	7	
- 4	35-910018-1	. FITTING,ENGINE MOUNT FWD LH							1	10	
	35-910018-3	. FITTING,ENGINE MOUNT FWD LH							1	11	
	35-910027-7	. FITTING,ENGINE MOUNT FWD LH							1	21	
	35-910027-11	. FITTING,ENGINE MOUNT FWD LH							1	22	
	35-910018-2	. FITTING,ENGINE MOUNT FWD RH							1	10	
	35-910018-4	. FITTING,ENGINE MOUNT FWD RH							1	11	
	35-910027-1	. FITTING,ENGINE MOUNT FWD RH							1	21	
	35-910027-9	. FITTING,ENGINE MOUNT FWD RH							1	22	
		/ATTACHING PARTS/									
- 5	AN4-7A/M/	. BOLT.							5		
	AN960-416L	. WASHER.							5		
	MS20365-428	. NUT /SUPERSEDES AN365-428/.							5		
	35-410446-61	. GUSSET,STA 12.125 LH.							1	1	
- 6	35-410446-175	. GUSSET,STA 12.125 LH.							1	7	
	35-410446-62	. GUSSET,STA 12.125 RH.							1	1	
	35-410446-176	. GUSSET,STA 12.125 RH.							1	7	
	35-410446-59	. REINFORCEMENT,STA 12.125.							1	19	
	35-410446-55	. ANGLE,W.L. 12.125							1		
	35-410446-56	. ANGLE,W.L. 12.125							1		
	35-410446-57	. TEE,W.L. 12.125							1	1	
- 7	35-410446-179	. TEE,W.L. 12.125							1	7	
	35-410446-75	. ANGLE,STA 12.125 LH							1	1	
	35-410446-177	. ANGLE,STA 12.125 LH							1	7	
	35-410446-76	. ANGLE,STA 12.125 RH							1	1	
	35-410446-178	. ANGLE,STA 12.125 RH							1	7	
	35-410446-185	. ANGLE,STA 12.125.							2	7	
	35-410446-77	. ZEE,STA 12.125.							1	1	
	35-410446-287	. STIFFENER,STA 12.125 LH							1	17	
- 8	35-410446-183	. ZEE,STA 12.125.							1	18	
	35-410446-181	. SPACER,STA 12.125							1	21	
	35-410446-182	. SPACER,STA 12.125							1	21	
- 9	35-410446-67	. PANEL							1	19	
	35-410446-229	. PANEL							1	17	
	35-410446-626	. SEAL ASSY,NOSE SECTION /SPARE ASSY/							1	8	
	35-410446-63	. . SEAL,CENTER BAFFLE.							1	8	
	35-410446-113	. . BAFFLE,CENTER							NP	8	
	35-410446-131	. BAFFLE ASSY,NOSE SECTION.							1	9	
	35-410446-235	. BAFFLE ASSY,NOSE SECTION.							1	17	
- 10	35-410446-133	. . BAFFLE.							1	9	
	35-410446-237	. . BAFFLE.							1	17	
- 11	35-410446-139	. . SEAL,HALF							1	9	
	35-410446-247	. . SEAL,CENTER							1	17	
	35-410446-249	. . SEAL,ALTERNATOR							1	17	
	35-410446-251	. . STRIP,ALTERNATOR SEAL BACK.							1	17	

FIG. & INDEX NO.	PART NO.	DESCRIPTION							UNITS PER ASSY	USABLE ON CODE
		1	2	3	4	5	6	7		
8 -	35-410446-604	1	9
	35-410446-135	1	9
- 12	35-410446-137	1	9
	35-410446-139	1	9
- 13	35-410446-89	1	
	AN515-8R6	4	
- 13A	35-410446-297	1	
	35-410446-620	1	
- 14	35-410446-69	NP	
	35-410446-123	1	
- 15	35-410446-121	1	19
	35-410446-245	NP	17
	35-410446-109	NP	
	35-410446-624	1	19
	35-410446-169	NP	19
- 16	35-410446-151	1	19
	35-410446-153	NP	19
- 17	35-410446-191	1	19
- 18	35-410446-161	NP	19
- 19	35-410446-163	NP	19
- 20	35-410446-243	1	19
	35-410446-167	NP	19
- 21	35-410446-3	1	
	35-410446-5	1	
- 22	35-410446-7	1	
	35-410446-8	1	
	35-410446-9	1	
	35-410446-295	1	
- 23	35-410446-293	1	
	35-410446-283	1	
	35-410446-285	1	
	A6914-1024-1	1	
	35-410446-21	1	
	45-410356	1	
	35-415349	1	1
- 24	35-415349-1	1	7
	35-410446-1	1	
- 25	35-410446-81	1	
	45-410354	1	5
	AN743-13	1	
- 26	35-410446-117	1	
	35-410446-119	1	
	AN515-8R8	2	
- 27	AN960-8	2	
	MS20365-832	2	
	35-910019	2	10
- 28	35-910019-1	1	11
	35-910027-5	1	17
	35-910019-3	1	11
	35-910027-3	1	17
- 29	AN4-11A/M/	4	
	AN960D416	4	
	AN960D416L	4	
	MS20365-428	4	

FIG. & INDEX NO.	PART NO.	DESCRIPTION	UNITS PER ASSY	USABLE ON CODE
8 - 30	35-410446-19	. DOUBLER,LH.	1	
	35-410446-20	. DOUBLER,RH.	1	
		/ATTACHING PARTS/		
	AN4-7A/M/	. BOLT.	2	
	AN960D416	. WASHER.	2	
	AN960D416L	. WASHER.	2	
	MS20365-428	. NUT /SUPERSEDES AN365-428/	2	
	35-410446-17	. SHIM.	2	
	35-410446-15	. SUPPORT	2	
	35-410251	. BRACKET	1	
	. BRACKET	1		
	. CAP	1		
- 31	35-410446-11	. FORMER,LH	1	
- 32	35-410446-12	. FORMER,RH	1	
- 33	35-410446-79	. GRILL,AIR INDUCTION /FOR EFFECTIVITY D-6162	1	12
		AND AFTER,SEE FIG. 7/		
		/ATTACHING PARTS/		
- 34	ANS07-632R6	. SCREW	4	
	22A14-62	. NUT	4	
- 35	13917	. FILTER ASSY	1	19
	35-380035	. FILTER ASSY	1	23
	35-380035-1	. FILTER ASSY	1	24
	45-919024	. GASKET.	1	19
	35-410446-47	. INTAKE ASSY,AIR	1	1
	35-919025	. INTAKE ASSY,AIR /SEE FIG. 8A/	1	17
- 36	35-410446-199	. INTAKE ASSY,AIR /SUPERSEDES 35-410446-143/	1	18
	35-410446-33	. . BOX,AIR INTAKE.	1	1
	35-410446-145	. . BOX,AIR INTAKE.	1	18
	35-410446-39	. . SHAFT ASSY,AIR INTAKE	1	1
	35-410446-41	. . VALVE,AIR INTAKE.	1	1
	35-410446-43	. . BUSHING	1	1
	35-410446-27	. . FUNNEL ASSY,AIR INTAKE.	1	1
	35-410446-149	. . FUNNEL ASSY,AIR INTAKE.	1	3
	35-410446-197	. . FUNNEL ASSY,AIR INTAKE.	1	4
	- 37	35-410446-45	. COWL,AIR INTAKE	1
35-410446-205		. COWL ASSY,AIR INTAKE.	1	14
35-410446-215		. COWL ASSY,AIR INTAKE.	1	17

CODE EFFECTIVITY

CODE EFFECTIVITY

- 1 D-4866 THRU D-5330
- 3 D-5331 THRU D-6561
- 5 D-4866 THRU D-7755
- 7 D-5331 AND AFTER
- 9 D-5341 THRU D-7309
- 11 D-5120 THRU D-7309
- 13 D-5331 THRU D-6561
- 15 D-5616 THRU D-6561
- 17 D-7310 AND AFTER
- 19 D-4866 THRU D-7309
- 21 D-7310 THRU D-7704
- 23 D-7310 THRU D-7671
- EXCEPT D-7627 AND D-7643 THRU D-7650
- 25 D-7310 THRU D-8871

- 2 D-5331 THRU D-5615
- 4 D-6562 THRU D-7309
- 6 DELETED
- 8 D-4866 THRU D-5340
- 10 D-4866 THRU D-5119
- 12 D-4866 THRU D-6161
- 14 D-6562 THRU D-7309
- 16 D-4866 THRU D-6561
- 18 D-5331 THRU D-7309
- 20 D-8036 THRU D-8871
- 22 D-7705 AND AFTER
- 24 D-7627, D-7643 THRU D-7650, D-7672 AND AFTER
- 26 D-8872 AND AFTER

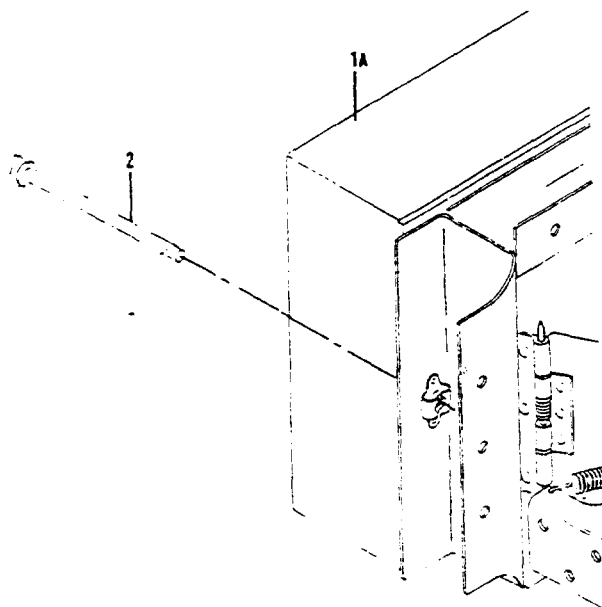
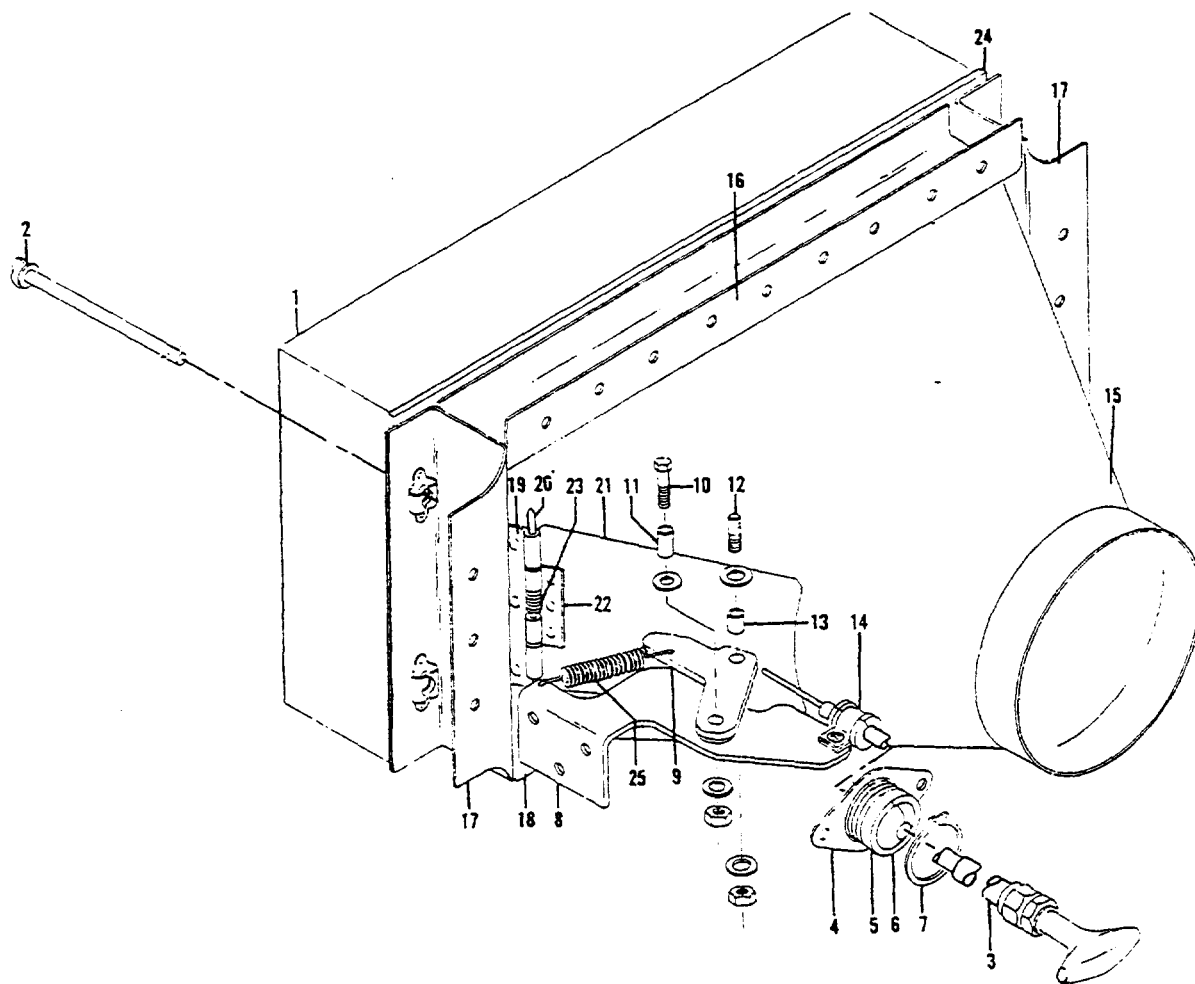


Figure 8A. Air Intake (D-7310 and After)

FIG. & INDEX NO.	PART NO.	DESCRIPTION	UNITS PER ASSY	USABLE ON CODE
8A- 1	35-380035	FILTER ASSY,AIR /WET TYPE/ /4 STUDS/.	1	2
	35-380035-3	FILTER ASSY,AIR /DRY TYPE/ /4 STUDS/.	1	2
- 1A	35-380035-1	FILTER ASSY,AIR /WET TYPE/ /2 STUDS/.	1	3
	35-380035-5	FILTER ASSY,AIR /DRY TYPE/ /2 STUDS/.	1	3
		/ATTACHING PARTS/		
- 2	W98293-15-2120	STUD.	4	2
	W98293-15-2120	STUD.	2	3
	99785-2	PIN	4	2
	99785-2	PIN	2	3

	35-919025	BOX ASSY,AIR.	1	1
- 3	35-380063-1	. CONTROL,ALTERNATE AIR DOOR.	1	1
- 4	112436-6	. RETAINER.	1	1
- 5	112412	. GROMMET,HALF.	2	1
- 6	112413-2	. BALL,HALF	2	1
- 7	49338	. FASTENER.	2	1
- 8	35-919025-21	. BRACKET	1	1
- 9	35-919025-23	. LEVER	1	1
		/ATTACHING PARTS/		
- 10	AN3	. BOLT.	1	
- 11	105739X-ZK0156	. BUSHING	1	
	AN960-10	. WASHER.	3	
	MS20365-1032	. NUT	1	

- 12	35-550520	. STUD,CONTROL ATTACHING.	1	1
- 13	105739X-ZK0156	. BUSHING	1	1
	AN960-10L	. WASHER.	2	1
	MS20365-1032	. NUT	1	1
- 14	TA17180T3	. CLAMP	2	1
		/ATTACHING PARTS/		
	AN520-10R	. SCREW	1	
	AN960-10	. WASHER.	1	
	MS20365-1032	. NUT	1	

- 15	35-919025-1	. BOX ASSY,AIR.	1	1
- 16	35-919025-3	. FUNNEL ASSY	1	1
- 17	35-919025-7	. CHANNEL,UPPER	1	1
- 18	35-919025-9	. CHANNEL,SIDE	2	1
- 19	35-919025-11	. CHANNEL,LOWER	1	1
- 19	35-919025-17	. HINGE HALF.	1	1
	35-919025-27	. DOOR ASSY,AIR BOX	1	1
		/ATTACHING PARTS/		
- 20	02361-00300	. PIN,HINGE	1	

- 21	35-919025-13	. SHIM /UNDER HINGE HALF/	1	1
- 22	5-919025-15	. DOOR.	1	1
- 22	5-919025-25	. HINGE HALF,DOOR	1	1
- 23	35-910288-1	. SPRING /SUPERSEDES 35-910288/	1	1
- 24	35-919025-19	. GASKET,AIR FILTER	1	1
- 25	100942L023-17	. SPRING.	1	1

CODE EFFECTIVITY

- 1 D-7310 AND AFTER
- 3 D-7627,
D-7643 THRU D-7650,
D-7672 AND AFTER

CODE EFFECTIVITY

- 2 D-7310 THRU D-7671
EXCEPT D-7627 AND
D-7643 THRU D-7650

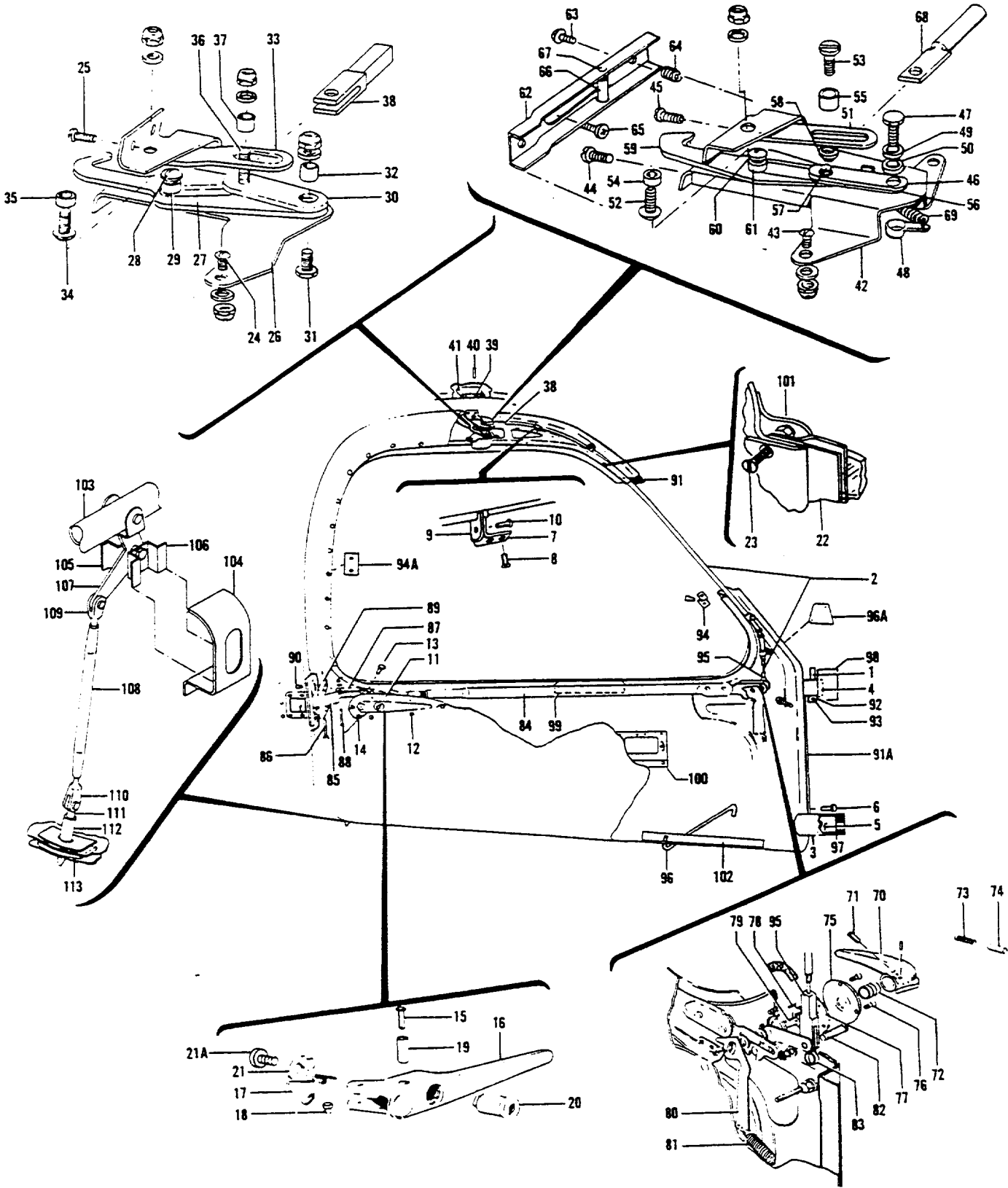


Figure 9. Cabin Door



MODEL 35 PARTS CATALOG

FIG. & INDEX NO.	PART NO.	1	2	3	4	5	6	7	DESCRIPTION	UNITS PER ASSY	USABLE ON CODE
9 -	35-400320-62								DOOR INSTL,CABIN.	NP	23
	35-400320-73								DOOR INSTL,CABIN.	NP	26
	35-400320-79								DOOR INSTL,CABIN.	NP	27
	35-400010-622								DOOR ASSY,CABIN	1	28
	35-400010-624								DOOR ASSY,CABIN	1	29
	35-400010-626								DOOR ASSY,CABIN	1	30
	35-400010-628								DOOR ASSY,CABIN	1	31
	35-400010-630								DOOR ASSY,CABIN	1	32
	35-400010-632								DOOR ASSY,CABIN	1	27
	35-400320-36								DOOR ASSY,CABIN	NP	2
	35-400320-77								DOOR ASSY,CABIN	NP	25
									/ATTACHING PARTS/		
- 1	AN393-63								PIN	2	

	35-400010-60								FRAME ASSY,CABIN DOOR	1	1
	35-400010-64								FRAME ASSY,CABIN DOOR	1	2
	35-400010-67								FRAME ASSY,CABIN DOOR	1	25
- 2	HE636								TUBE AND CABLE ASSY /SUPERSEDES	1	
									35-400010-42,A6983-335 AND 9461/		
- 3	35-400010-30								TAB,DOOR HINGE.	2	21
	35-400010-79								TAB,UPPER DOOR HINGE.	1	22
	35-400010-81								TAB,LOWER DOOR HINGE.	1	22
- 4	35-400018-8								HINGE ASSY,CABIN DOOR UPPER	1	21
	35-400018-12								HINGE ASSY,CABIN DOOR UPPER	1	22
- 5	35-400008								HINGE ASSY,CABIN DOOR LOWER	1	23
	35-400008-8								HINGE ASSY,CABIN DOOR LOWER	1	24
	35-400008-12								HINGE ASSY,CABIN DOOR LOWER	1	22
									/ATTACHING PARTS/		
- 6	AN3-5A								BOLT.	2	
	AN509-10R7								SCREW /2 IN LOWER HINGE & 1 IN UPPER HINGE/	2	
	NAS221-8								SCREW /1 IN UPPER HINGE/.	1	
	AN36B10								WASHER.	6	
	MS20365-1032								NUT	2	
	AN315-3R								NUT	2	

- 7	35-400010-36								BRACKET,CABIN DOOR HINGE.	1	
									/ATTACHING PARTS/		
- 8	AN507-632R6								SCREW	2	
	AN960-6								WASHER.	2	
	MS20365-632								NUT /SUPERSEDES AN365-632/.	2	

- 9	35-400010-34								SWIVEL,CABIN DOOR HINGE	1	
									/ATTACHING PARTS/		
- 10	AN520-10R8								SCREW	1	
	AN960-10								WASHER.	1	
	MS20365-1032								NUT /SUPERSEDES AN365-1032/	1	

- 11	35-400032								SUPPORT ASSY,CABIN DOOR OUTSIDE HANDLE.	1	33
	35-400032-5								SUPPORT ASSY,CABIN DOOR OUTSIDE HANDLE.	1	34
									/ATTACHING PARTS/		
- 12	AN507-440R4								SCREW	6	
- 13	AN507-832R8								SCREW	2	

- 14	35-400404								SEAL,SUPPORT.	1	33
	35-400404-1								SEAL,SUPPORT.	1	34
	35-400014								HANDLE ASSY,CABIN DOOR OUTSIDE.	1	33
	35-400014-3								HANDLE ASSY,CABIN DOOR OUTSIDE.	1	34
									/ATTACHING PARTS/		
- 15	MS20392-2-37								PIN /SUPERSEDES AN393-37/	1	

- 16	35-400013								HANDLE,CABIN DOOR OUTSIDE	1	33
	35-400013-1								HANDLE,CABIN DOOR OUTSIDE	1	34
- 17	35-400031								SPRING,CABIN DOOR OUTSIDE	1	33
	35-400031-1								SPRING,CABIN DOOR OUTSIDE	1	34
- 18	35-400033								STUD,CABIN DOOR HANDLE OUTSIDE.	1	
- 19	101321-00A0750								BUSHING,SPECIAL BEARING	1	

MODEL 35 PARTS CATALOG



FIG. & INDEX NO.	PART NO.	1	2	3	4	5	6	7	DESCRIPTION	UNITS PER ASSY	USABLE ON CODE
9 - 20	F6500AX2	PLUG, LOCK /SUPERSEDES 35-590070-3 AND 35-590099-5/	1	
- 21	35-400044	CAM, CABIN DOOR HANDLE	1	33
	35-400044-1	CAM, CABIN DOOR HANDLE	1	34
- 21A	35-420015	SCREW	1	27
- 22	35-400320-32	SASH ASSY, CABIN DOOR. /ATTACHING PARTS/	1	
- 23	AN507-632R6	SCREW	46	17
	MS20365-632	NUT /SUPERSEDES AN365-632/	46	17
	35-400320-4	WINDOW, CABIN DOOR	1	
	35-400320-34	WINDOW, CABIN DOOR TINTED /OPTIONAL/	1	
	35-400320-6	FRAME, CABIN DOOR WINDOW	1	
	35-400320-8	RETAINER, CABIN DOOR WINDOW. /ATTACHING PARTS/	1	
	AN500-6-6	SCREW	48	
	MS20365-632	NUT /SUPERSEDES AN365-632/	48	
	50-400356	LATCH INSTL, CABIN DOOR UPPER.	1	3
	50-400356-19	LATCH ASSY, CABIN DOOR UPPER. /ATTACHING PARTS/	1	3
- 24	AN507-832-6	SCREW	1	
- 25	AN525-832R6	SCREW	2	
	AN960-8L	WASHER	3	
	MS20365-832	NUT /SUPERSEDES AN365-832/	3	
- 26	50-400356-3	BRACKET, CABIN DOOR UPPER LATCH.	1	3
- 27	50-400356-1	WELD ASSY, DOOR LATCH. /ATTACHING PARTS/	1	3
- 28	AN525-10-8	SCREW	1	
	AN960-10	WASHER	1	
- 29	105739X-ZR0140	BUSHING	1	
	MS20365-1032	NUT /SUPERSEDES AN365-1032/	1	
- 30	50-400356-7	LINK, CABIN DOOR LATCH. /ATTACHING PARTS/	1	3
- 31	AN3-6	BOLT	1	
- 32	105739X-ZR0320	BUSHING	1	
	AN960-10	WASHER	1	
	MS20365-1032	NUT /SUPERSEDES AN365-1032/	1	
		NUT		
- 33	50-400356-5	LINK, UPPER LATCH. /ATTACHING PARTS/	1	3
- 34	AN525-10-8	SCREW	1	
- 35	105739X-ZR0140	BUSHING	1	
	AN960-10	WASHER	1	
	MS20365-1032	NUT /SUPERSEDES AN365-1032/	1	
- 36	50-400356-13	STUD, DOOR UPPER LATCH	1	3
- 37	105739X-ZR0328	BUSHING, UPPER LATCH	1	3
- 38	50-400356-15	TERMINAL, DOOR UPPER LATCH	1	3
- 39	50-400357-5	STOP, UPPER LATCH. /ATTACHING PARTS/	1	3
- 40	102809-125-029	PIN	1	
- 41	50-400357	CATCH, UPPER LATCH. /SUPERSEDES 50-400357-3/	1	3
	100942L0116-37	SPRING	1	3
	35-410456	LATCH INSTL, CABIN DOOR UPPER.	NP	4
	35-410456-601	LATCH ASSY, CABIN DOOR UPPER /SPARE ASSY/	1	4
	35-410456-1	BRACKET ASSY, CABIN DOOR UPPER	1	4

FIG. & INDEX NO.	PART NO.	1	2	3	4	5	6	7	DESCRIPTION	UNITS PER ASSY	USABLE DN CODE
9 - 42	35-410456-3	BRACKET, CABIN DOOR UPPER. /ATTACHING PARTS/	1	4
- 43	AN515-832R6	SCREW	2	
- 44	AN507-832-6	SCREW	1	
- 45	AN507-632	SCREW	1	
	AN960-8L	WASHER	2	
	MS20365-832	NUT /SUPERSEDES AN365-832/	2	
- 46	35-410456-31	LINK, CABIN DOOR UPPER LATCH /ATTACHING PARTS/	1	4
- 47	AN3-6A	BOLT	1	
	100951X100YF	WASHER	1	
	AN960-10	WASHER	2	
- 48	35-410456-21	NUT, CABIN DOOR UPPER LATCH LINK	1	
- 49	105739X-ZR0110	BUSHING, BEARING	1	4
- 50	105739X-ZR0187	BUSHING, BEARING	1	4
- 51	35-410456-11	LINK, CABIN DOOR UPPER LATCH /ATTACHING PARTS/	1	4
- 52	AN525-10R7	SCREW	1	
- 53	35-410456-17	STUD, CABIN DOOR UPPER LATCH LINK	1	
	AN960-10L	WASHER	2	
	AN960-10	WASHER	1	
	MS20364-1032	NUT	2	
- 54	105739X-ZR0065	BUSHING, BEARING	1	4
- 55	105739X-ZR0260	BUSHING, BEARING	1	4
- 56	35-410456-7	LINK, CABIN DOOR UPPER LATCH /ATTACHING PARTS/	1	4
- 57	35-410456-17	STUD, CABIN DOOR UPPER LATCH LINK	1	
	AN960-10	WASHER	1	
	MS20364-1032	NUT	1	
- 58	105739X-ZR0168	BUSHING, BEARING	1	4
- 59	35-410456-5	LATCH, CABIN DOOR UPPER. /ATTACHING PARTS/	1	4
- 60	AN525-10R9	SCREW	1	
	AN960-10	WASHER	1	
	MS20364-1032	NUT	1	
- 61	105739X-ZR0102	BUSHING, BEARING	1	4
	35-410456-19	SUPPORT, CABIN DOOR UPPER LATCH /ATTACHING PARTS/	1	5
	AN509-10R12	SCREW	2	
	AN960-10	WASHER	AR	
- 62	35-410456-27	CHANNEL, CABIN DOOR UPPER LATCH /ATTACHING PARTS/	1	6
- 63	AN525-10	SCREW	2	
- 64	100943CR-ZX020F	SPRING, COMPRESSION	1	
	AN960-10	WASHER	1	
- 65	AN525-10	SCREW	1	6
	100801X12-0605	BUSHING, CABIN DOOR UPPER LATCH	1	5
- 66	35-410456-29	BUSHING, CABIN DOOR UPPER LATCH	1	6
- 67	102809-125-029	PIN, CABIN DOOR UPPER LATCH	1	4
- 68	35-410456-13	TERMINAL, CABIN DOOR UPPER LATCH	1	4
- 69	100942H0022-32	SPRING, TENSION	1	4
- 70	95-380010	HANDLE ASSY, INSIDE DOOR /SUPERSEDES 35-400436, 2037 AND 2104/ /ATTACHING PARTS/	1	
- 71	35-400465	PIN	1	
- 72	35-400467-3	BUSHING, INSIDE DOOR HANDLE	1	10
- 73	35-400434	SPRING, INSIDE DOOR HANDLE	1	7
- 74	102809A187-024	PIN	1	7

FIG. & INDEX NO.	PART NO.	1	2	3	4	5	6	7	DESCRIPTION	UNITS PER ASSY	USABLE ON CODE
9 - 75	35-400435	PLATE ASSY, INSIDE DOOR HANDLE /ATTACHING PARTS/	1	10
- 76	AN507-632R10 100951CR020-030	SCREW WASHER	2 AR	
- 77	35-400395	PLATE, INSIDE CABIN DOOR HANDLE MOUNTING /ATTACHING PARTS/	1	
- 78	AN507-632R8	SCREW /SUPERSEDES AN507-632-8/	3	
- 79	35-400464-4 35-400464-6 35-400464-8	SHAFT ASSY, CABIN DOOR HANDLE INSIDE SHAFT ASSY, CABIN DOOR HANDLE INSIDE SHAFT ASSY, CABIN DOOR HANDLE INSIDE	1 1 1	11 12 9
- 80	35-400462	STOP, INSIDE CABIN DOOR HANDLE	1	
- 81	100942L0023-17	SPRING, STOP	1	
- 82	35-550520	PIN, CONTROL ATTACHMENT /ATTACHING PARTS/	2	
- 83	102933S4ZJ0093 AN960-10 MS20365-1032	SPACER WASHER NUT /SUPERSEDES AN365-1032/	1 1 1	
- 84	35-400461	TUBE ASSY, CABIN DOOR LATCH	1	35
- 85	35-400417	BOLT, CABIN DOOR LATCH /ATTACHING PARTS/	1	
- 86	AN393-69	PIN	1	
- 87	35-400041	LINK, CABIN DOOR OUTSIDE HANDLE /ATTACHING PARTS/	1	
- 88	AN392-13 MS24665-132 AN960-6 5171	PIN PIN, COTTER /SUPERSEDES AN380-2-2/ WASHER WASHER, SPRING	1 1 1 AR	
- 89	35-400414	GUIDE, CABIN DOOR LATCH BOLT /ATTACHING PARTS/	1	
- 90	AN526-832-8	SCREW	2	
- 91	115155X10FT	SEAL /SUPERSEDES 35-400320-54/	1	
- 91A	35-400320-50	SEAL	1	
- 92	35-400320-56	CLIP, CABIN DOOR LATCH /ATTACHING PARTS/	1	
- 93	AN515-6-6 AN960-6 MS20365-1032	SCREW WASHER NUT /SUPERSEDES AN365-1032/	1 1 1	
- 94	35-400320-68 35-400320-69	CLIP, MOULDING CLIP, MOULDING	8 8	
- 94A	35-400320-52	CLIP, MOULDING JOINT	1	
- 95	AN665-21R	CLEVIS	1	
- 96	35-400379 MS20365-428 NW25-6875	ROD ASSY, CABIN DOOR LOWER /ATTACHING PARTS/ NUT WASHER, NYLON	1 1 2	
	52-022-094-0625	PIN, ROLL	1	
	50-400335	PLACARD, CABIN DOOR LOCKING	1	13
	50-400335-1	PLACARD, CABIN DOOR LOCKING	1	15
	50-400336	PLACARD, CABIN DOOR HANDLE	1	13
	50-400336-1	PLACARD, CABIN DOOR HANDLE	1	15
	35-400472	PLACARD, CABIN DOOR HANDLE	1	9
- 96A	35-400474	PLACARD, CABIN DOOR LOCKING	1	16
- 97	35-410435	SEAL, CABIN DOOR UPPER HINGE	1	
- 98	35-410436	SEAL, CABIN DOOR LOWER HINGE	1	
- 99	455-28	HANDLE, INSIDE CLOSING	1	20
-100	95-420019-9	BRACKET ASSY, CABIN DOOR ASH TRAY	1	14



MODEL 35 PARTS CATALOG

FIG. & INDEX NO.	PART NO.	DESCRIPTION	UNITS PER ASSY	USABLE ON CODE
9 -101	35-400320-20	. . . MOULDING,CABIN DOOR	1	18
	35-400320-66	. . . MOULDING,CABIN DOOR	1	19
-102	35-400029	. . . GUIDE ASSY,CABIN DOOR STOP.	1	
	96-420033-1	. . . LATCH POINT INSTL,THIRD	1	27
-103	96-420033-24	. . . TUBE ASSY	1	27
		/ATTACHING PARTS/		
	MS20392-2C33	. . . PIN,CLEVIS.	1	
	AN960-416L	. . . WASHER.	2	
	MS24665-132	. . . PIN,COTTER.	1	
-104	96-420033-27	. . . BRACKET	1	27
-105	96-420033-25	. . . BRACKET ASSY.	1	27
-106	96-420033-23	. . . BRACKET	1	27
-107	96-420033-15	. . . BELLCRANK ASSY.	1	27
		/ATTACHING PARTS/		
	AN174-10A/M/	. . . BOLT.	1	
-108	96-420033-11	. . . TUBE.	1	27
-109	MS21252-3KS	. . . CLEVIS,UPPER.	1	27
-110	MS21252-2LS	. . . CLEVIS,LOWER.	1	27
		/ATTACHING PARTS/		
	MS20392-2C11	. . . PIN,CLEVIS.	2	
	AN960-10L	. . . WASHER /LOWER CLEVIS ONLY/.	1	
	MS24665-132	. . . PIN,COTTER.	2	
-111	96-420033-13	. . . PIN,LATCH	1	27
-112	96-420033-5	. . . GUIDE ASSY,PIN.	1	27
		/ATTACHING PARTS/		
	AN507-1032R8	. . . SCREW	2	
	MS20365-1032	. . . NUT	2	
-113	96-420033-3	. . . STRIKER POINT INSTL,THIRD LATCH	1	27
	96-420033-33	. . . PLATE,STRIKER	1	27
		/ATTACHING PARTS/		
	AN507-832R8	. . . SCREW	2	
	AN936C8	. . . WASHER,LOCKING.	2	

CODE EFFECTIVITY

CODE EFFECTIVITY

1	D-4866 THRU D-6561	2	D-6562 THRU D-8430
3	D-4866 THRU D-5725	4	D-5726 AND AFTER
5	D-5727 THRU D-5741, D-5743 THRU D-5750, D-5753 THRU D-5757 AND D-5759 THRU D-5776	6	D-5726,D-5742, D-5751,D-5758, D-5777 AND AFTER
7	D-4866 THRU D-5330	8	DELETED
9	D-7026 AND AFTER	10	D-4866 THRU D-7025
11	D-4866 THRU D-5664	12	D-5665 THRU D-7025
13	D-4866 THRU D-6161	14	D-6162 THRU D-6841
15	D-6162 THRU D-6841	16	D-6842 THRU D-7309
17	D-4866 THRU D-6802	18	D-4866 THRU D-6841
19	D-6842 AND AFTER	20	D-6562 AND AFTER
21	D-4866 THRU D-8491	22	D-8492 AND AFTER
23	D-4866 THRU D-8430	24	D-8431 THRU D-8491
25	D-8431 AND AFTER	26	D-8431 THRU D-8784
27	D-8785 AND AFTER	28	D-4891 THRU D-5725
29	D-5726 THRU D-6562	30	D-6563 THRU D-6841
31	D-6842 THRU D-8598	32	D-8599 THRU D-8784
33	D-4866 THRU D-8840	34	D-8841 AND AFTER
35	D-4866 THRU D-8784		

MODEL 35 PARTS CATALOG

BLANK PAGE

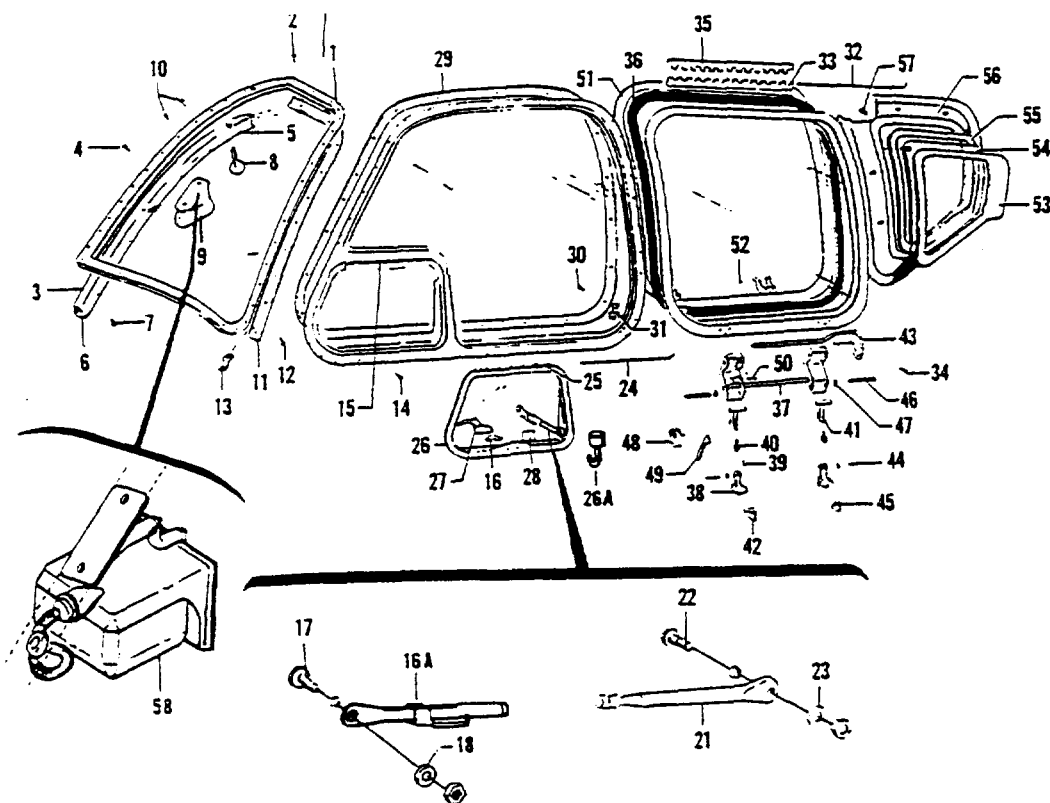


Figure 10. Cabin Windows And Windshield

FIG. & INDEX NO.	PART NO.	DESCRIPTION							UNITS PER ASSY	USABLE ON CODE
		1	2	3	4	5	6	7		
10 -	35-410291-140	WINDOW INSTL,CABIN /5/32 IN. GLASS/							NP	13
	35-410291-168	WINDOW INSTL,CABIN /1/4 IN. GLASS/							NP	13
	35-410291-175	WINDOW INSTL,CABIN.							NP	14
	35-410291-197	WINDOW INSTL,CABIN.							NP	14
	35-410291-203	WINDOW INSTL,CABIN /TINTED WINDSHIELD/							NP	15
	35-410291-205	WINDGW INSTL,CABIN /CLEAR WINDSHIELD/							NP	15
- 1	35-410291-8	WINDSHIELD ASSY,LH /5/32 IN. GLASS/							1	13
	35-410291-164	WINDSHIELD ASSY,LH /1/4 IN. GLASS/							1	13
	35-410291-11	WINDSHIELD ASSY,RH /5/32 IN. GLASS/							1	13
	35-410291-165	WINDSHIELD ASSY,RH /1/4 IN. GLASS/							1	13
- 2	AN507-632R6	SCREW							16	
	MS20365-632	NUT /SUPERSEDES AN365-632/							16	
	35-410474	WINDSHIELD INSTL,ONE PIECE /TINTED/							NP	14
	96-420030-1	WINDSHIELD ASSY,ONE PIECE /TINTED/							1	15
	35-410474-33	WINDSHIELD INSTL,ONE PIECE /CLEAR/							NP	14
	96-420030-3	WINDSHIELD ASSY,ONE PIECE /CLEAR/							1	15
- 3	35-410291-44	SECTION,WINDSHIELD HAT.							1	13
- 4	AN507-632R7	SCREW							10	
	MS20365-632	NUT /SUPERSEDES AN365-632/							10	

FIG. E INDEX NO.	PART NO.	1	2	3	4	5	6	7	DESCRIPTION	UNITS PER ASSY	USABLE ON CODE
10 - 5	□35-410291-46	MOULDING,WINDSHIELD UPPER	1	13
- 6	□35-410291-108	MOULDING,WINDSHIELD LOWER	1	13
	□35-410291-170	MOULDING,WINDSHIELD CENTER /1/4 IN. GLASS/.	1	13
		/ATTACHING PARTS/		
- 7	□PK84XA4-4	SCREW	10	
- 8	35-320116-6	INDICATOR,FREE AIR TEMPERATURE.	1	1
	□35-380019-1	INDICATOR,FREE AIR TEMPERATURE.	1	11
		/SUPERSEDES 35-380019/		
	□35-380019-3	INDICATOR,FREE AIR TEMPERATURE.	1	12
	□35-410291-183	SPACER,FREE AIR TEMPERATURE INDICATOR	1	12
	□35-410291-185	SPACER,FREE AIR TEMPERATURE INDICATOR	1	12
	35-410291-187	WASHER,FREE AIR TEMPERATURE INDICATOR	1	12
- 9	□C2400L4VF35-50	COMPASS ASSY.	1	4
	□C2400L4VT35-50	COMPASS ASSY,/MATTE WHITE/.	1	3
		/ATTACHING PARTS/		
- 10	□AN507-632R7	SCREW	2	
- 11	□35-410291-80	MOULDING,WINDSHIELD LH.	1	13
	□35-410291-81	MOULDING,WINDSHIELD RH.	1	13
		/ATTACHING PARTS/		
- 12	□PK84XA4-4	SCREW	7	
- 13	□35-410315	CLIP,MOULDING	7	
	□35-410291-628	WINDOW ASSY,CABIN FWD LH /TINTED/.	1	
		/SUPERSEDES 35-410291-132/		
		/ATTACHING PARTS/		
- 14	□AN507-632R6	SCREW	56	9
	□MS20365-632	NUT /SUPERSEDES AN365-632/.	56	9
- 15	□35-410291-88	HINGE,STORM WINDOW HALF	1	
- 16	□35-410318	STRIKE,STORM WINDOW LATCH	1	7
	□35-410465-1	STRIKE,STORM WINDOW LATCH	1	8
		/SUPERSEDES 35-410465/		
		/ATTACHING PARTS/		
	AN507-4	SCREW	2	8
	MS20364-440	NUT	2	8
- 16A	□35-410324	SLEEVE ASSY,STORM WINDOW STOP	1	
		/ATTACHING PARTS/		
- 17	AN526-832R7	SCREW	1	
	□10293354ZPC159	SPACER.	1	
- 18	□100801X2-0062	BUSHING	1	
	□AN960-8L	WASHER.	1	
	□22K1-82	NUT	1	
	□102809A093-011	PIN	1	
- 19	DELETED			
- 20	DELETED			
- 21	□35-410325	ROD,STORM WINDOW.	1	
		/ATTACHING PARTS/		
- 22	AN526-832R7	SCREW	1	
	□10293354ZPC140	SPACER.	1	
- 23	□100801X2-0097	BUSHING	1	
	□AN960-8L	WASHER.	1	
	□22K1-82	NUT	1	
	□35-410291-626	WINDOW ASSY,STORM /SUPERSEDES 35-410291-136/.	1	
		/ATTACHING PARTS/		
- 24	□105774C-ZA00808	PIN,HINGE	1	
- 25	□35-410291-90	HINGE,STORM WINDOW HALF	1	
- 26	□35-410291-189	SEAL,STORM WINDOW	1	
- 26A	□95-344057-1	HOOK,MICROPHONE	1	
- 27	□35-410321-1	LATCH ASSY,STORM WINDOW	1	
		/SUPERSEDES 35-410321-1/		
- 28	□35-410326	PLACARD,STORM WINDOW INSTRUCTION.	1	

MODEL 35 PARTS CATALOG

FIG. & INDEX NO.	PART NO.	DESCRIPTION	UNITS PER ASSY	USABLE ON CODE
10 -	□35-410291-175	. MOULDING,CABIN WINDOW FWD LH. /SUPERSEDES 35-410291-76/ /ATTACHING PARTS/	1	
- 30	□PK84X4-4	. SCREW	19	
- 31	□35-410315	. CLIP,WINDOW MOULDING.	20	
	□35-410291-146	. WINDOW ASSY,CABIN CENTER LH. /SUPERSEDES 35-410291-128/	1	
	□35-410291-147	. WINDOW ASSY,CABIN CENTER RH. /SUPERSEDES 35-410291-129/ /ATTACHING PARTS/	1	
- 32	□35-410291-52	. PIN,HINGE	1	
- 33	□35-410291-18 U □35-400298	. . HINGE,CABIN WINDOW HALF SUPPORT,WINDOW LATCH MECHANISM. /ATTACHING PARTS/	1 2	
- 34	AN507-832R9 □MS20364-832	. . SCREW NUT /SUPERSEDES AN364-832/.	3 3	
- 35	□35-410291-98	. HINGE,CABIN WINDOW HALF	1	
- 36	□S152X84	. SEAL,CABIN WINDOW	1	
- 37	35-415312-3 35-415312-4	. HANDLE ASSY,LH. HANDLE ASSY,RH.	1 1	
- 38	□35-534061	. SUPPORT,WINDOW LATCH MECHANISM. /ATTACHING PARTS/	2	
- 39	AN507-832-8	. SCREW	3	
- 40	□35-534064	. LINK,CABIN WINDOW ADJUSTING	2	
- 41	□35-534057-8	. LINK ASSY,CABIN WINDOW INNER.	2	
- 42	□35-415309-1 □35-415309-2	. CATCH ASSY,CABIN WINDOW LH. CATCH ASSY,CABIN WINDOW RH.	1 1	
- 43	□35-410316 □35-410316-1 96-534051-61	. PIN,CABIN WINDOW RELEASE LH PIN,CABIN WINDOW RELEASE RH PIN,CABIN WINDOW RELEASE /USED WITH FIFTH AND SIXTH SEATS/	1 1 2	
- 44	□35-534063	. PIN,CABIN WINDOW MECHANISM.	2	
- 45	□35-410323	. CLIP,CABIN WINDOW MECHANISM RETAINER.	1	
- 46	□35-410317	. PIN,CABIN WINDOW CATCH.	2	
- 47	□NAS51-18	. RING.	4	
- 48	□35-415310-1 □35-415310-2	. SPRING,CABIN WINDOW LATCH LH. SPRING,CABIN WINDOW LATCH RH.	1 1	
- 49	□35-415311-1	. LATCH,CABIN WINDOW.	1	
- 50	□AN392-13 □MS24665-130	. PIN PIN,COTTER /SUPERSEDES AN380-2-1/	1 1	
- 51	□35-410291-72 □35-410291-73	. MOULDING,CABIN CENTER LH. /SUPERSEDES 35-410291-177/ . MOULDING,CABIN CENTER RH. /SUPERSEDES 35-410291-178/	1 1	
- 52	□35-410329 W-C □35-410329 B-C □35-534352-3	. PLACARD,CABIN WINDOW. PLACARD,CABIN WINDOW. PLACARD,CENTER WINDOW /BLACK/	1 1 1	6
- 53	□35-410000-94 □35-410000-95	FRAME,CABIN WINDOW REAR LH. /SEE FIG. 7 FOR NHA/ FRAME,CABIN WINDOW REAR RH. /SEE FIG. 7 FOR NHA/	1 1	5 5
- 54	□35-410000-98 □35-410000-99	PANE,CABIN WINDOW REAR LH /SEE FIG. 7 FOR NHA/ PANE,CABIN WINDOW REAR RH /SEE FIG. 7 FOR NHA/	1 1	5 5
- 55	□35-410000-92 □35-410000-93	FRAME,CABIN WINDOW REAR LH. /SEE FIG. 7 FOR NHA/ FRAME,CABIN WINDOW REAR RH. /SEE FIG. 7 FOR NHA/	1 1	5 5
- 56	□35-410000-96 □35-410000-97	MOULDING,CABIN WINDOW REAR LH /SEE FIG. 7 FOR NHA/ MOULDING,CABIN WINDOW REAR RH /SEE FIG. 7 FOR NHA/ /ATTACHING PARTS/	1 1	5 5

FIG. & INDEX NO.	PART NO.	1 2 3 4 5 6 7	DESCRIPTION	UNITS PER ASSY	USABLE CN CODE
10 - 57	QNAS384-6-6P		SCREW	7	
	Q35-410000-100		CLIP.	7	
	QNAS391-6P		WASHER.	7	
	35-324176		INDICATOR INSTL./OPTIONAL/.	NP	13
- 58	35-324176-601		. KOLLSMAN COMPASS.	1	13
			/ATTACHING PARTS/		
	AN51588R8		. SCREW	2	
	AN931-457		. GROMMET	1	13
	Q35-324128		BRACKET	1	13
			/ATTACHING PARTS/		
	QAN5C7-832R10		SCREW	2	

CODE EFFECTIVITY

- 1 D-4866 THRU D-5330
- 3 D-6162 THRU D-7976
- 5 D-4866 THRU D-6561
- 7 D-4866 THRU D-6986
- 9 D-4866 THRU D-6789
- 11 D-5331 THRU D-7444
- 13 D-4866 THRU D-7976
- 15 D-8599 AND AFTER

CODE EFFECTIVITY

- 2 D-5331 THRU D-6161
- 4 D-4866 THRU D-6161
- 6 D-6842 AND AFTER
- 8 D-6987 AND AFTER
- 10 D-4866 THRU D-6841
- 12 D-7445 THRU D-7976
- 14 D-7977 THRU D-8598

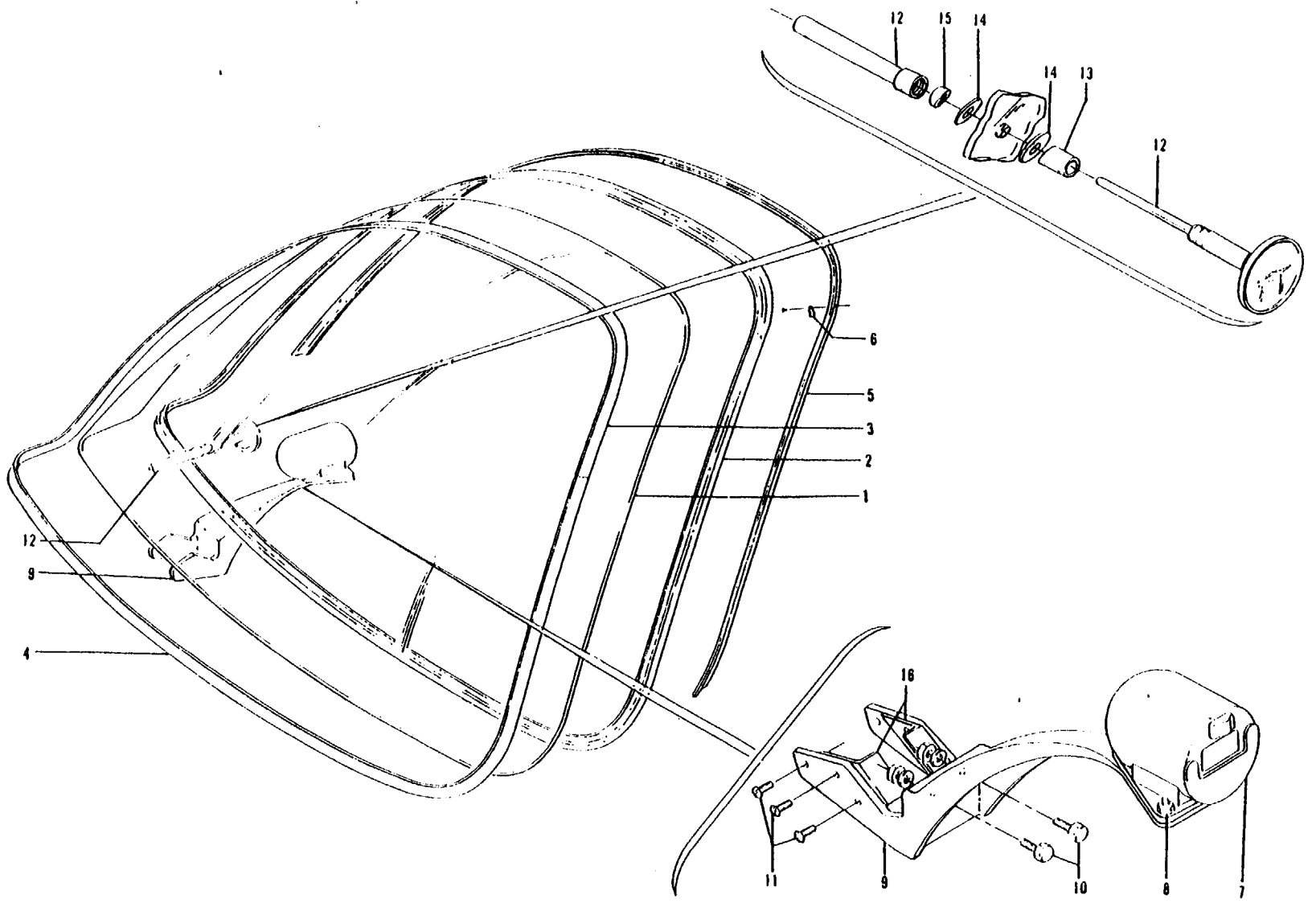


Figure 10A: One Piece Windshield (D-7977 Thru D-8598)

FIG. & INDEX NO.	PART NO.	DESCRIPTION	UNITS PER ASSY	USABLE CN CODE
10A-	35-410474	WINDSHIELD INSTL,ONE PIECE /TINTED/	NP	1
	35-410474-33	WINDSHIELD INSTL,ONE PIECE /CLEAR/	NP	1
	35-410474-29	. WINDSHIELD ASSY,ONE PIECE /TINTED/	1	1
	35-410474-31	. WINDSHIELD ASSY,ONE PIECE /CLEAR/	1	1
- 1	35-410474-1	. . WINDSHIELD,ONE PIECE /TINTED/	1	1
	35-410474-27	. . WINDSHIELD,ONE PIECE /CLEAR/	1	1
- 2	35-410474-45	. . FRAME,WINDSHIELD.	1	1
- 3	35-410474-43	. . RETAINER,WINDSHIELD UPPER	1	1
- 4	35-410474-47	. . RETAINER,WINDSHIELD LOWER	1	1
- 5	□35-410474-49	. MOULDING,WINDSHIELD LH.	1	1
	□35-410474-50	. MOULDING,WINDSHIELD RH.	1	1
		/ATTACHING PARTS/		
	□AN507-632K7	. SCREW	AR	
- 6	□35-410315	. CLIP,MOULDING	14	1
		/ATTACHING PARTS/		
	□PK84XA4-4	. SCREW	1	
- 7	□C2400L4P1	. COMPASS,MAGNETIC.	1	1
		/ATTACHING PARTS/		
- 8	AN51588-7	. SCREW	3	
	AN936A88	. WASHER.	3	
	AN34088	. NUT	3	
- 9	□35-410476-1	. BRACKET,MAGNETIC COMPASS.	1	2
		/ATTACHING PARTS/		
- 10	□AN3-3A/M/	. BOLT.	2	
	□130006A1032	. NUT,ANCHOR.	2	
- 11	MS27039-0810	. SCREW	6	
	□AN960-8	. WASHER.	6	
	□MS20365-832	. NUT	6	
- 12	□35-380019-3	. INDICATOR,OUTSIDE AIR TEMPERATURE	1	1
- 13	□35-410474-53	. SPACER,OUTSIDE AIR TEMPERATURE INDICATOR.	1	1
- 14	35-410291-187	. WASHER,OUTSIDE AIR TEMPERATURE INDICATOR.	2	1
- 15	□35-410291-183	. SPACER,OUTSIDE AIR TEMPERATURE INDICATOR.	1	1
- 16	□35-410474-55	. CLIP,MAGNETIC COMPASS BRACKET LH.	1	1
	□35-410474-56	. CLIP,MAGNETIC COMPASS BRACKET RH.	1	1

CODE EFFECTIVITY

1 D-7977 THRU D-8598

CODE EFFECTIVITY

2 D-7977 THRU D-8024

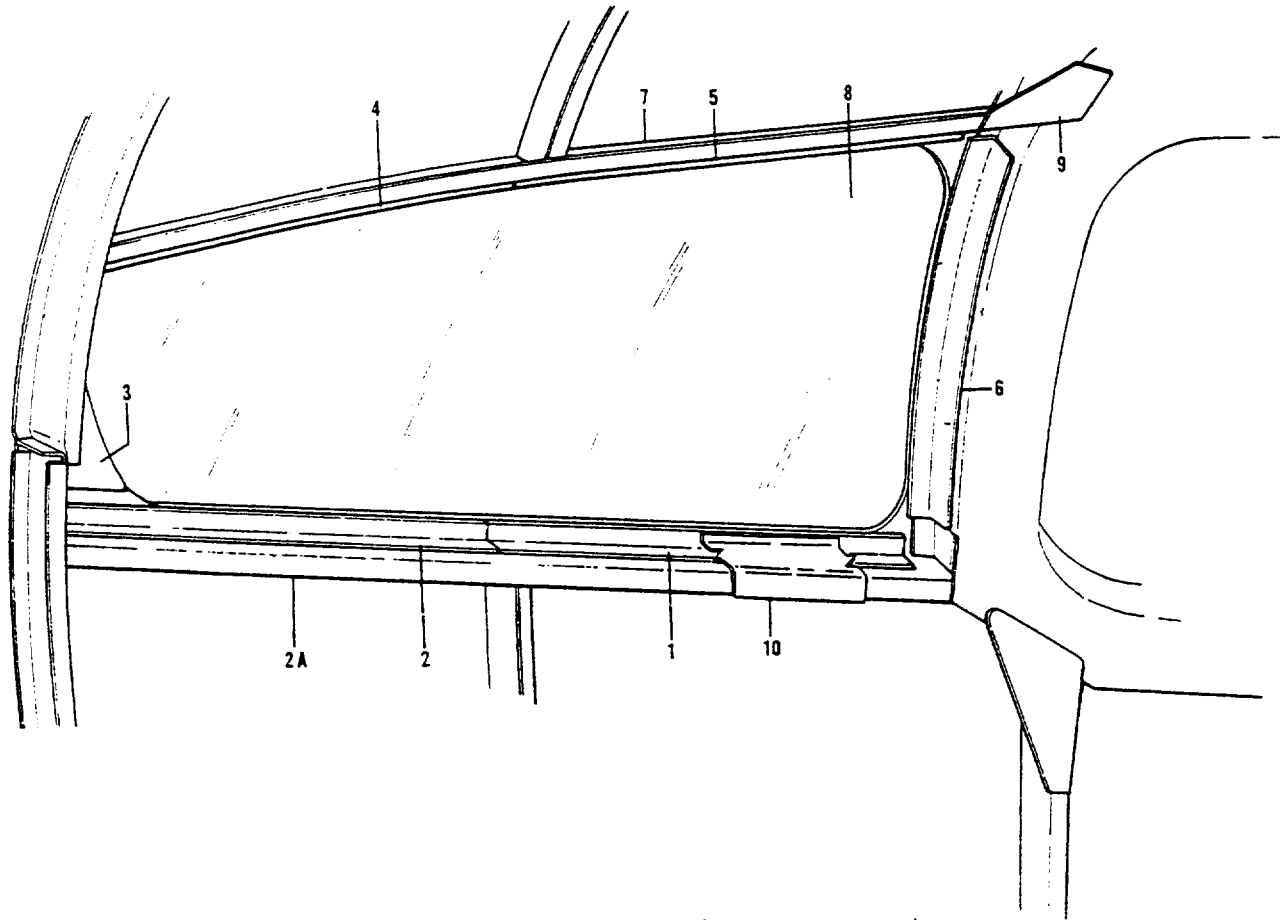


Figure 10B. Aft Window (D-6562 And After)

FIG. & INDEX NO.	PART NO.	1	2	3	4	5	6	7	DESCRIPTION	UNITS PER ASSY	USABLE CN CODE
108-	96-430010-65								WINDOW INSTL,AFT /SEE FIG. 7 FOR NHA/	NP	1
- 1	96-430010-23								. ANGLE,LH WINDOW FRAME LOWER	1	1
	□96-430010-18								. ANGLE,RH WINDOW FRAME LOWER /SUPERSEDES 96-430010-24/ /ATTACHING PARTS/	1	1
	AN530-8								. SCREW	AR	
- 2	□96-430010-17								. ANGLE,LH WINDOW FRAME LOWER	1	1
	□96-430010-18								. ANGLE,RH WINDOW FRAME LOWER /ATTACHING PARTS/	1	1
	AN530-8								. SCREW	AR	
- 2A	□96-430010-31								. ZEE,LH.	1	1
	□96-430010-5								. ZEE,RH.	1	1
- 3	□96-430010-15								. ANGLE,LH WINDOW FRAME AFT	1	1
	□96-430010-16								. ANGLE,LH WINDOW FRAME AFT /ATTACHING PARTS/	1	1
	AN530-8								. SCREW	AR	
- 4	□96-430010-21								. ANGLE,LH WINDOW FRAME UPPER	1	1
	□96-430010-22								. ANGLE,RH WINDOW FRAME UPPER /ATTACHING PARTS/	1	1
	AN530-8								. SCREW	AR	

MODEL 35 PARTS CATALOG



FIG. & INDEX NO.	PART NO.	DESCRIPTION	UNITS PER ASSY	USABLE ON CODE
10B- 5	96-430010-21	. ANGLE,LH WINDOW FRAME UPPER /SUPERSEDES 96-430010-29/	1	1
	96-430010-22	. ANGLE,RH WINDOW FRAME UPPER /SUPERSEDES 96-430010-30/ /ATTACHING PARTS/	1	1
	AN530-8	. SCREW	AR	
- 6	□96-430010-27	. ANGLE,LH WINDOW FRAME FWD	1	1
	□96-430010-28	. ANGLE,RH WINDOW FRAME FWD /ATTACHING PARTS/	1	1
	AN530-8	. SCREW	AR	
- 7	□96-430010-3	. ZEE,LH.	1	1
	□96-430010-4	. ZEE,RH.	1	1
- 8	□96-430010-11	. GLASS,LH AFT WINDOW /TINTED/.	1	1
	□96-430010-12	. GLASS,RH AFT WINDOW /TINTED/.	1	1
- 9	□96-430010-53	. GUSSET,AFT WINDOW	1	1
	□35-410461-51	MOULDING,AFT WINDOW LH /SEE FIG. 7 FOR NHA/	1	2
- 10	□95-420015-93	MOULDING,AFT WINDOW LH /SEE FIG. 7 FOR NHA/	1	3
	□35-410461-52	MOULDING,AFT WINDOW RH /SEE FIG. 7 FOR NHA/	1	2
	□95-420015-94	MOULDING,AFT WINDOW RH /SEE FIG. 7 FOR NHA/ /ATTACHING PARTS/	1	3
	□NAS384-6-8P	SCREW	12	
	□NAS391-6P	WASHER	12	

CODE EFFECTIVITY

- 1 D-6562 AND AFTER
- 3 D-7310 AND AFTER

CODE EFFECTIVITY

- 2 D-6562 THRU D-7309

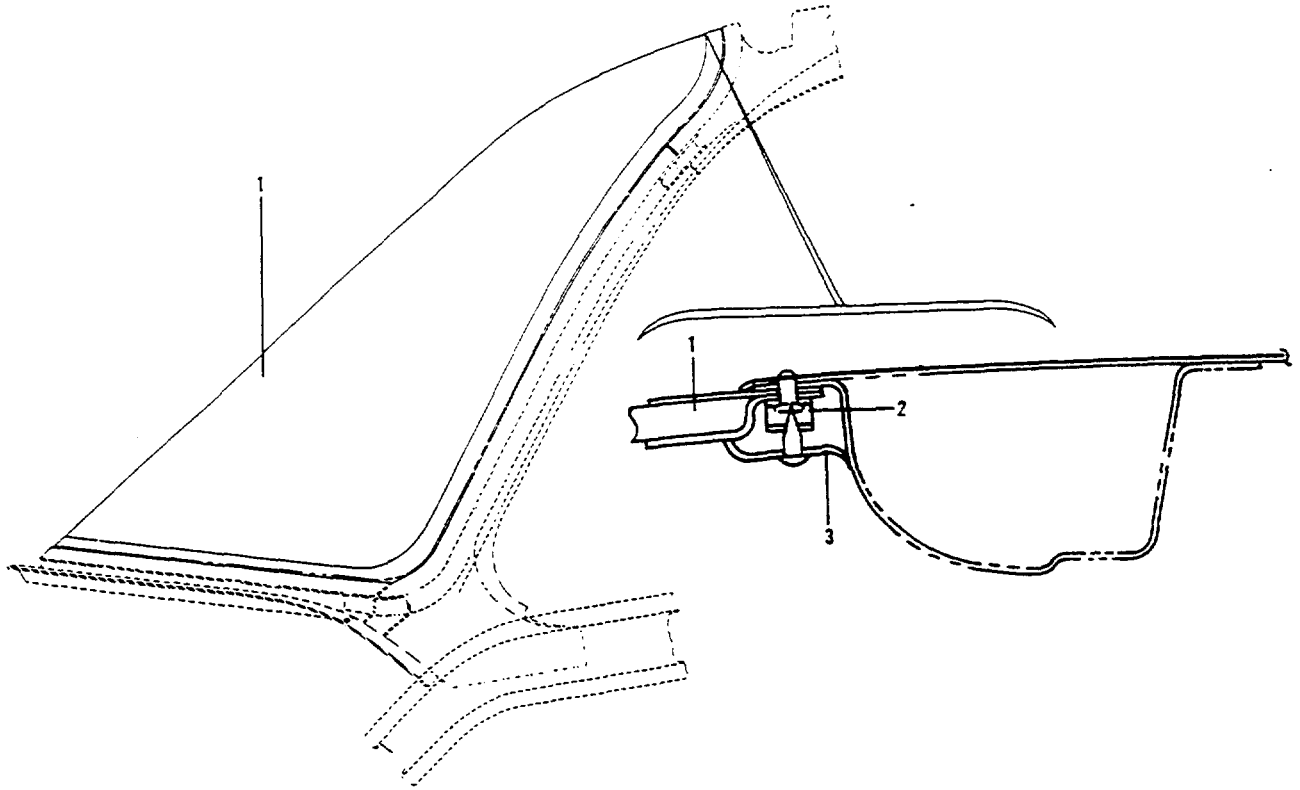


Figure 10C. One Piece Windshield (D-8599 And After)

FIG. & INDEX NO.	PART NO.	1	2	3	4	5	6	7	DESCRIPTION	UNITS PER ASSY	USABLE CN CODE
10C	96-420030-1								WINDSHIELD INSTL, ONE PIECE TINTED	NP	1
	96-420030-3								WINDSHIELD INSTL, ONE PIECE CLEAR.	NP	1
- 1	96-420029-1								. WINDSHIELD ASSY /TINTED/.	1	1
	96-420029-3								. WINDSHIELD ASSY /CLEAR/.	1	1
- 2	35-410315								. CLIP.	15	1
- 3	35-410474-49								. MOULDING.	1	1
	35-410474-50								. MOULDING.	1	1
									/ATTACHING PARTS/		
	PK84XA4-4								. SCREW	15	
	#576 PRESSTITE								. SEALER.		1

CODE EFFECTIVITY

1 D8599 AND AFTER

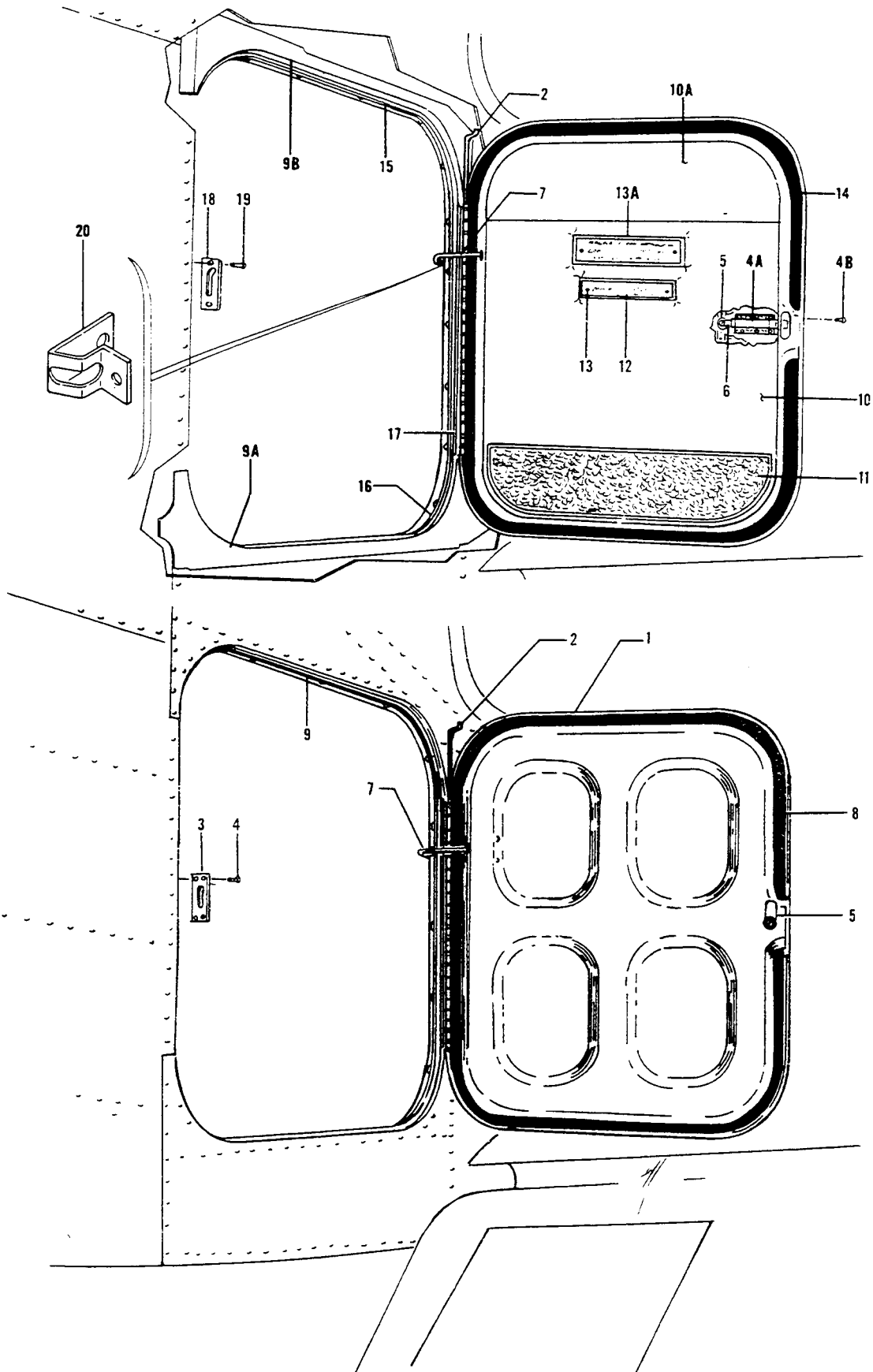


Figure 11. Baggage Door

FIG. & INDEX NO.	PART NO.	DESCRIPTION	UNITS PER ASSY	USABLE CN CODE
11 -	35-410070	DOOR INSTL,BAGGAGE /SEE FIG. 7 FOR NHA/	NP	1
	95-420015-89	DOOR INSTL,BAGGAGE /SEE FIG. 7 FOR NHA/	NP	2
	35-410070-81	DOOR INSTL,BAGGAGE /SEE FIG. 7 FOR NHA/	NP	17
- 1	35-410070-2	. DOOR ASSY,BAGGAGE	NP	3
	□35-410070-606	. DOOR ASSY,BAGGAGE /SUPERSEDES 35-410070-604/.	1	4
	35-410070-60	. DOOR ASSY,BAGGAGE	NP	4
	35-410070-69	. DOOR ASSY,BAGGAGE	NP	5
	35-410070-71	. DOOR ASSY,BAGGAGE	1	11
	35-410070-83	. DOOR ASSY,BAGGAGE	1	18
		/ATTACHING PARTS/		
- 2	35-410070-14	. PIN,BAGGAGE DOOR HINGE.	1	12
	35-410070-79	. PIN,BAGGAGE DOOR HINGE.	1	11

	35-410070-93	. . DOOR ASSY,BAGGAGE	1	17
- 3	□35-410432	. . PLATE ASSY,STRIKER.	1	12
		/ATTACHING PARTS/		
- 4	AN526-1032R8	. . SCREW	4	
	□AN960-10L	. . WASHER.	4	
	□MS20365-1032	. . NUT /SUPERSEDES AN365-1032/	4	

- 4A	□35-415416	. . . LATCH,BAGGAGE DOOR.	1	18
		/ATTACHING PARTS/		
- 4B	AN507-632	. . . SCREW	6	

- 5	□F6608DX2	. . . LOCK ASSY,BAGGAGE DOOR.	1	
- 6	35-590099-35	. . . CAM	1	18
	□35-410457	. . . PLACARD,BAGGAGE DOOR LOCK INSTRUCTION	1	19
- 7	□35-410214	. . . STOP ASSY,BAGGAGE DOOR.	1	3
	□35-410214-5	. . . STOP ASSY,BAGGAGE DOOR.	1	6
- 8	□S-152X84	. . . SEAL,BAGGAGE DOOR /SUPERSEDES 35-410070-48/	1	3
	□35-410070-65	. . . SEAL,BAGGAGE DOOR	1	13
	□35-410070-75	. . . SEAL,/THREAD INSIDE OF 35-410070-65/.	2	13
- 9	□35-410070-46	. . . SEAL,BAGGAGE DOOR	1	3
- 9A	□35-410070-18	. . . CHANNEL ASSY,LOWER.	1	
- 9B	□35-410070-28	. . . CHANNEL ASSY,UPPER.	1	
- 10	35-534304-97	PANEL ASSY,BAGGAGE DOOR /SEE FIG. 15 FOR NHA/	1	3
	35-534307-27	PANEL ASSY,BAGGAGE DOOR /SEE FIG. 15 FOR NHA/	1	8
	35-534308-27	PANEL ASSY,BAGGAGE DOOR /SEE FIG. 15 FOR NHA/	1	14
	95-534014-59	PANEL ASSY,BAGGAGE DOOR /SEE FIG. 13A FOR NHA/.	1	7
		/USED WITH JUMP SEAT/		
	35-534309-15	PANEL ASSY,BAGGAGE DOOR /SEE FIG. 15 FOR NHA/	1	15
	35-534406-39	PANEL ASSY,BAGGAGE DOOR /SEE FIG. 15A FOR NHA/.	1	16
	35-534420-33	PANEL ASSY,BAGGAGE DOOR /SEE FIG. 15A FOR NHA/.	1	17
	35-534437-97	PANEL ASSY,BAGGAGE DOOR LOWER	1	22
- 10A	35-534437-43	PANEL ASSY,BAGGAGE DOOR UPPER	1	22
- 11	NO NUMBER	. . . CARPET,SCUFF.	1	7
- 12	35-534384	. . . PLACARD,JUMP SEAT CAPACITY INSTRUCTION.	1	8
	□35-534389	. . . PLACARD,JUMP SEAT CAPACITY INSTRUCTION.	1	9
		/ATTACHING PARTS/		
- 13	AN530-6	. . . SCREW	2	
	NAS446-2	. . . NUT	2	

- 13A	□35-534315	PLACARD,BAGGAGE LOADING	1	3
	35-534383	PLACARD,BAGGAGE LOADING	1	8
	35-534383-2	PLACARD,BAGGAGE LOADING	1	14
	□95-534026	PLACARD,BAGGAGE LOADING	1	2
	□35-534431	PLACARD,BAGGAGE LOADING	1	17
	35-534434	PLACARD,BAGGAGE LOADING	1	22
	96-430011	SEAL INSTL,BAGGAGE DOOR	NP	11
	96-430011-27	SEAL INSTL,BAGGAGE DOOR	NP	18
- 14	□96-430011-17	. . . SEAL,BAGGAGE DOOR	1	21
- 15	□96-430011-25	. . . SEAL,BAGGAGE DOOR UPPER	1	21
- 16	□96-430011-23	. . . SEAL,BAGGAGE DOOR LOWER	1	21
		/ATTACHING PARTS/		
	PK76X2-6	. . . SCREW	10	
	NAS391S6P	. . . SCREW	3	

MODEL 35 PARTS CATALOG

FIG. & INDEX NO.	PART NO.	DESCRIPTION							UNITS PER ASSY	USABLE ON CODE
		1	2	3	4	5	6	7		
11 - 17	Q96-430011-21	1	10
- 18	Q96-430011-19	1	11
	Q96-430011-29	1	18
		/ATTACHING PARTS/								
- 19	AN526-10R	2	
- 20	Q35-410180-14	1	

CODE EFFECTIVITY

1 D-4866 THRU D-6561

3 D-4866 THRU D-5725

5 D-6786 THRU D-7006

7 D-5726 THRU D-6561

9 D-6162 AND AFTER

11 D-7007 THRU D-7257

13 D-5726 THRU D-7006

15 D-6562 THRU D-6841

17 D-7310 THRU D-8598

19 D-4866 THRU D-7257

21 D-7007 AND AFTER

CODE EFFECTIVITY

2 D-6562 THRU D-7309

4 D-4866 THRU D-6785

6 D-5726 AND AFTER

8 D-5726 THRU D-6161

10 D-7007 THRU D-7142

12 D-4866 THRU D-7006

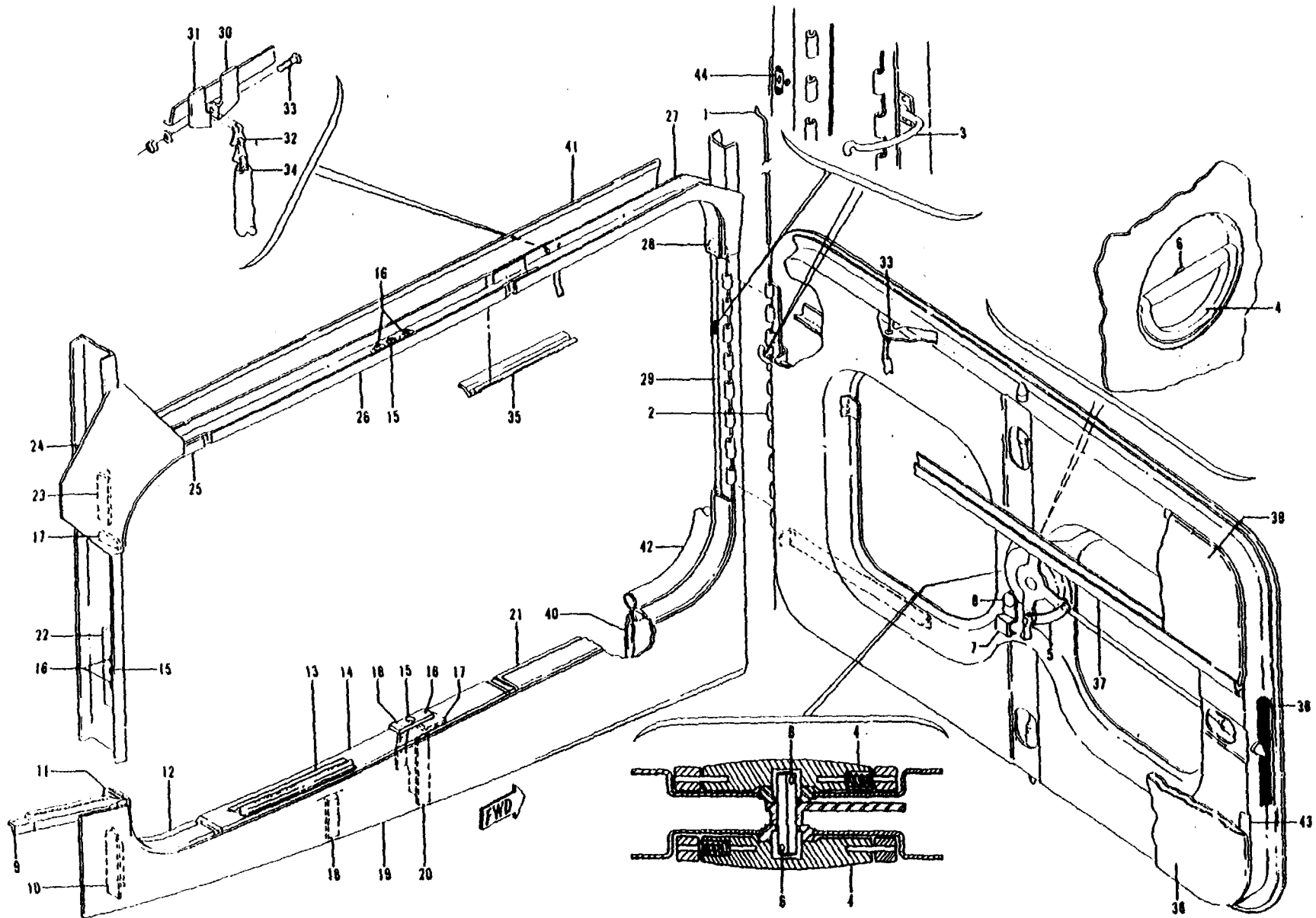
14 D-6162 THRU D-6561

16 D-6842 THRU D-7309

18 D-7258 AND AFTER

20 D-4866 THRU D-6785

22 D-8599 AND AFTER



D-8672 AND AFTER

Figure 11A. Utility Baggage Door (D-7310 And After)

FIG. & INDEX NO.	PART NO.	1	2	3	4	5	6	DESCRIPTION	UNITS PER ASSY	USABLE ON CODE
11A-	96-420016-127							DOOR INSTL, UTILITY BAGGAGE.	NP	
	96-420016-69							. DOOR ASSY, UTILITY BAGGAGE	1	1
	96-420016-169							. DOOR ASSY, UTILITY BAGGAGE /ATTACHING PARTS/	1	2
- 1	35-410070-14							. PIN, HINGE	1	
- 2	96-420016-97							. HINGE HALF, BAGGAGE DOOR	1	
- 3	35-410214-5							. STOP ASSY, BAGGAGE DOOR	1	
	3006							. BOLT ASSY, UTILITY BAGGAGE DOOR	1	1
	3003							. BOLT ASSY, UTILITY BAGGAGE DOOR	1	2
- 4	96-420016-4							. HANDLE ASSY, UTILITY BAGGAGE DOOR	1	1
	96-420016-4							. HANDLE ASSY, UTILITY BAGGAGE DOOR	2	2
- 5	96-420016-159							. STRIKER, UTILITY BAGGAGE DOOR	1	
- 6	79-032-156-0562							. PIN, ROLL /HANDLE ATTACHING/	1	1
	79-032-156-0562							. PIN, ROLL /HANDLE ATTACHING/	2	2
- 7	96-420016-135							. LOCK ASSY, UTILITY BAGGAGE DOOR	1	
- 8	96-420016-161							. CAM	1	
- 9	96-420016-95							. PLUG	1	
- 10	96-420016-27							. ANGLE, LOWER AFT	1	
- 11	96-420016-11							. ANGLE, LOWER AFT	1	
- 12	96-420016-15							. FILLER	2	
- 13	96-420016-55							. SILL ASSY, AFT LOWER	1	
								. SEAL STRIP	2	
								/ATTACHING PARTS		
	PK65A4-6							. SCREW	12	
	PK76-2-6							. SCREW	13	
- 14	96-420016-5							. CHANNEL, LOWER	1	
- 15	96-420016-29							. STRIKER BLOCK	3	
								/ATTACHING PARTS/		
- 16	MS27039-1-12							. SCREW /SUPERSEDES AN526-10R/	2	
	NAS686A3							. NUTPLATE	2	
- 17	96-420016-17							. CLIP, DOOR FRAME	1	
- 18	96-420016-13							. STIFFENER, LOWER DOOR SILL	1	
- 19	96-420016-177							. DOUBLER /SUPERSEDES 96-420016-3/	1	
- 20	96-420016-121							. CHANNEL, LOWER	1	
- 21	96-420016-9							. SILL ASSY, FWD LOWER	1	
- 22	96-420016-101							. DOUBLER, AFT	1	
- 23	35-410160-32							. ANGLE, UPPER AFT	1	
- 24	96-420016-1							. DOUBLER, UPPER AFT	1	
- 25	96-420016-71							. CORNER ASSY, AFT UPPER	1	
- 26	96-420016-21							. CHANNEL, UPPER	1	
- 27	96-420016-73							. CORNER ASSY, FWD UPPER	1	
- 28	35-410075							. FILLER, FWD UPPER	1	
- 29	96-420016-99							. HINGE HALF, FUSELAGE	1	
- 30	96-420016-103							. CLIP, DOOR STOP CHAIN FWD	1	
- 31	96-420016-104							. CLIP, DOOR STOP CHAIN AFT	1	
- 32	NAS1455C8-16C							. CHAIN, DOOR STOP	1	
								/ATTACHING PARTS/		
- 33	AN526-8R							. SCREW	2	
	MS20365-832							. NUT	2	
- 34	106242-5-01550							. SERCO, CHAIN COVER	1	
- 35	96-420016-57							. SEAL STRIP, TOP HALF	1	
- 36	96-420016-59							. SEAL, UTILITY BAGGAGE DOOR	1	
- 37	96-420016-81							. TRIM, BAGGAGE DOOR UPHOLSTERY	1	
	96-420016-111							. UPHOLSTERY PANEL ASSY, DOOR LOWER	1	3
- 38	96-420016-65							. PANEL, DOOR LOWER	1	3
	96-420016-189							. UPHOLSTERY PANEL ASSY, DOOR LOWER	1	4
	96-420016-185							. PANEL, DOOR LOWER	1	4
	96-420016-175							. UPHOLSTERY PANEL ASSY, DOOR LOWER	1	2
	96-420016-187							. PANEL, DOOR LOWER	1	2



MODEL 35 PARTS CATALOG

FIG. & INDEX NO.	PART NO.	DESCRIPTION	1 2 3 4 5 6 7							UNITS PER ASSY	USABLE ON CODE
			1	2	3	4	5	6	7		
11A-	96-420016-75	. UPHOLSTERY PANEL ASSY, DOOR UPPER.								1	3
- 39	96-420016-181	. . PANEL, DOOR UPPER.								1	3
	96-420016-179	. UPHOLSTERY PANEL ASSY, DOOR UPPER.								1	5
	96-420016-183	. . PANEL, DOOR UPPER.								1	5
	96-420016-89	. PANEL ASSY, BELOW DOOR FRAME								1	
- 40	96-420016-87	. . PANEL, BELOW DOOR FRAME.								1	
	96-420016-143	. PANEL ASSY, ABOVE DOOR FRAME								1	3
- 41	96-420016-139	. . PANEL, ABOVE DOOR FRAME.								1	3
	96-420016-147	. PANEL ASSY, ABOVE DOOR FRAME								1	5
	96-420016-145	. . PANEL, ABOVE DOOR FRAME.								1	5
- 42	96-420016-115	. WINDLACE, UTILITY BAGGAGE DOOR FRAME								1	
- 43	96-420016-113	. SEAL, UTILITY BAGGAGE DOOR								1	
- 44	935-410180-14	. STOP, UTILITY BAGGAGE DOOR FRAME								1	

CODE EFFECTIVITY

- 1 D-7310 THRU D-8671
- 3 D-7310 THRU D-8598
- 5 D-8599 AND AFTER

CODE EFFECTIVITY

- 2 D-8672 AND AFTER
- 4 D-8599 THRU D-8671

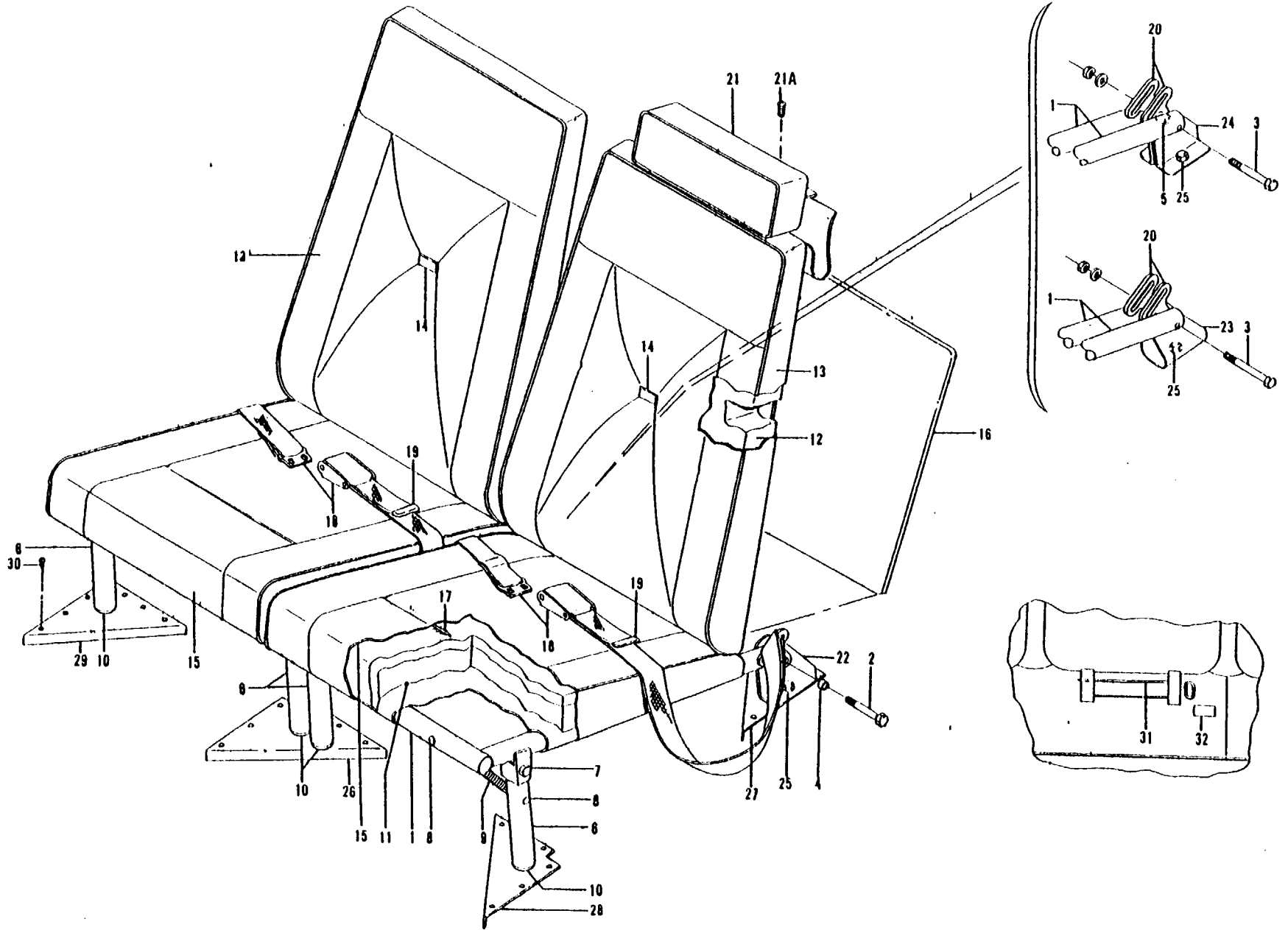


Figure 11B. Folding Fifth And Sixth Seats
(D-7310 And After)

FIG. & INDEX NO.	PART NO.	DESCRIPTION	UNITS PER ASSY	USABLE ON CODE
		1 2 3 4 5 6 7		
11B-	96-534051-5	SEAT INSTL,FOLDING FIFTH.	NP	1
	96-534051-57	SEAT INSTL,FOLDING FIFTH AND SIXTH.	NP	4
	96-534051-113	SEAT INSTL,FOLDING FIFTH AND SIXTH.	NP	5
	96-534051-601 C	. SEAT ASSY,UPHOLSTERED LH.	1	1
	96-534051-602 C	. SEAT ASSY,UPHOLSTERED RH.	1	1
- 1	96-534051-25	. . FRAME ASSY,CHAIR BOTTOM LH.	1	1
	96-534051-26	. . FRAME ASSY,CHAIR BOTTOM RH.	1	1
		/ATTACHING PARTS/		
- 2	AN4-16 /M/	. . BOLT.	2	
- 3	AN4-26 /M/	. . BOLT.	1	
- 4	10293305ZM0190	. . SPACER.	2	
- 5	10293305ZM0500	. . SPACER.	1	
	MS20365-428	. . NUT	3	
- 6	96-534051-83	. . LEG,CHAIR	2	3
	96-534051-27	. . LEG,CHAIR	2	2
		/ATTACHING PARTS/		
- 7	AN525-10-24	. . BOLT.	2	
	AN960-10L	. . WASHER.	2	
	MS20365-1032	. . NUT	2	
- 8	AN392-35	. . PIN	4	1
- 9	100942L0200-48	. . SPRING.	2	1
- 10	HS51248	. . BUTTON,CHAIR LEG PLUG	2	1
- 11	96-534051-45	. . CUSHION,CHAIR BOTTOM.	1	1
- 12	96-534051-43	. . CUSHION,CHAIR BACK.	1	1
- 13	96-534051-41	. . COVER ASSY,BACK	1	1
- 14	35-534425-9	. . BUTTON.	1	1
- 15	96-534051-49	. . COVER ASSY,BOTTOM LH.	1	1
	96-534051-50	. . COVER ASSY,BOTTOM RH.	1	1
- 16	35-534432-7	. . PAN	1	1
- 17	96-534013-25	. . WIRE.	1	1
	130498A29-33 C	. . BELT ASSY,SEAT.	1	4
		/SUPERSEDES 96-534039-23 C/		
- 18	130498C29-33	. . BELT ASSY,SEAT.	1	5
	FDK2707-58	. . BUCKLE ASSY	1	4
	CS4000W/265-4	. . BUCKLE ASSY	1	5
	50-534733-1	. . PLACARD,BUCKLE.	1	5
- 19	0611A	. . TIP	1	1
- 20	115123-4	. . FITTING /SUPERSEDES 113676-4/	2	4
	M2005M2	. . FITTING	2	5
- 21	96-534039-3 C	. . HEADREST ASSY	1	1
		/ATTACHING PARTS/		
- 21A	NAS384-6-6	. . SCREW	6	
	NAS391-6	. . WASHER.	6	
- 22	96-534051-13	. BRACKET,SEAT.	2	2
	96-534051-79	. BRACKET,SEAT.	2	3
- 23	96-534051-15	. BRACKET /USED WITH FIFTH AND SIXTH SEAT ONLY/	1	2
- 24	96-534051-81	. BRACKET /USED WITH FIFTH AND SIXTH SEAT ONLY/	1	3
	96-534051-82	. BRACKET /USED WITH FIFTH AND SIXTH SEAT ONLY/	1	3
		/ATTACHING PARTS/		
- 25	AN6-5	. BOLT.	1	
	MK1300-6	. NUTPLATE.	1	
- 26	96-534051-9	. BRACKET,AFT CENTER.	1	1
	95-534022-41	. BRACKET,FWD CENTER.	1	1
- 27	95-534022-45	. BRACKET,AFT LH.	1	1
- 28	95-534022-99	. BRACKET,FWD LH.	1	1
	95-534022-46	. BRACKET,AFT RH.	1	1
- 29	95-534022-100	. BRACKET,FWD RH.	1	1
		/ATTACHING PARTS/		
- 30	NAS221	. SCREW	6	
	MS20365-1032	. NUT	6	

MODEL 35 PARTS CATALOG



FIG. & INDEX NO.	PART NO.	1 2 3 4 5 6 7	DESCRIPTION	UNITS PER ASSY	USABLE CN CODE
11B- 31	96-534051-61	.	PIN, EMERGENCY EXIT	1	1
- 32	96-534042-3	.	PLACARD, EMERGENCY EXIT INSTRUCTION.	1	1
	NAS384-6	.	SCREW	2	
	118650	.	LICENSE HOLDER /FIFTH AND SIXTH SEAT ONLY/.	1	1
	AN227-88	.	STUD.	6	
	AN227-98	.	EYELET.	6	
	AN227-68	.	BUTTON.	6	
	AN227-78	.	SOCKET.	6	

CODE EFFECTIVITY

- 1 D-7310 AND AFTER
- 3 D-7945 AND AFTER
- 5 D-8599 AND AFTER

CODE EFFECTIVITY

- 2 D-7310 THRU C-7944
- 4 D-7310 THRU C-8598

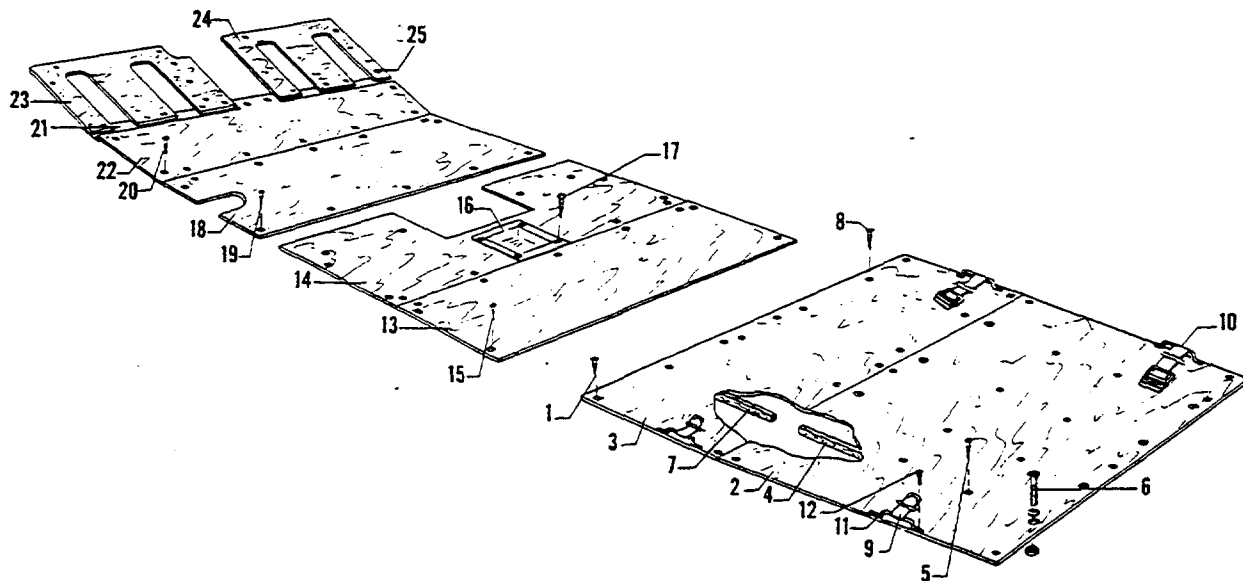


Figure 12. Cabin Floorboard

FIG. & INDEX NO.	PART NO.	DESCRIPTION	1 2 3 4 5 6 7						UNITS PER ASSY	USABLE ON CODE	
			1	2	3	4	5	6			7
12	35-415380-32	FLOORBOARD INSTL,CABIN.							NP	1	
	35-415380-78	FLOORBOARD INSTL,CABIN /STANDARD/ /W/O RH PEDAL CUTOUTS/							NP	7	
	35-415380-84	FLOORBOARD INSTL,CABIN /STANDARD/							NP	3	
	35-415417-1	FLOORBOARD INSTL,CABIN /STANDARD/							NP	8	
	35-415380-84	FLOORBOARD INSTL,CABIN /OPTIONAL/							NP	2	
	35-415380-62	. FLOORBOARD ASSY,BAGGAGE COMPARTMENT REAR.							1	1	
	95-440006-606	. FLOORBOARD ASSY,BAGGAGE COMPARTMENT REAR.							1	8	
	35-415380-64	. FLOORBOARD ASSY,BAGGAGE COMPARTMENT FWD							1	7	
	95-420015-602	. FLOORBOARD ASSY,BAGGAGE COMPARTMENT FWD /WITH SUPER SOUNDPROOFING/ /ATTACHING PARTS/							1	6	
	- 1	□AN550-5R4 AN530-8	. SCREW SCREW							AR AR	1 6
	- 2	□35-415380-14 95-440006-27 AN366F1032	. . . FLOORBOARD,BAGGAGE COMPARTMENT REAR FLOORBOARD,BAGGAGE COMPARTMENT REAR NUTPLATE							1 1 1	1 8 8
	- 3	35-415380-24 95-420015-17	. . . FLOORBOARD,BAGGAGE COMPARTMENT FWD. FLOORBOARD,BAGGAGE COMPARTMENT FWD.							1 1	1 6
- 4	35-415380-18	. . . STIFFENER,BAGGAGE FLOREBOARD REAR /ATTACHING PARTS/							4	1	
- 5	AN550-6-6	. . . SCREW							8		
- 6	AN507-832R18 □AN960-8 AN365-832	. . . SCREW WASHER NUT							8 8 8		
- 7	35-415380-28	. . . STIFFENER,BAGGAGE FLOORBOARD FWD. /ATTACHING PARTS/							4	1	
- 8	AN550-6-6	. . . SCREW							8		

FIG. & INDEX NO.	PART NO.	DESCRIPTION	UNITS PER ASSY	USABLE ON CODE
12 - 9	111191-02406	• STRAP ASSY,LH	2	1
- 10	111192-06000	• STRAP ASSY,RH	2	1
- 11	□64118	• LOOP,FOOTMAN /ATTACHING PARTS/	4	1
- 12	AN526-832-10 □AN366-F832	• SCREW • NUT	8 8	
- 13	35-415380-60	• FLOORBOARD ASSY,CABIN CENTER REAR	1	10
- 14	35-415380-58	• FLOORBOARD ASSY,CABIN CENTER FWD. /ATTACHING PARTS/	1	10
- 15	□AN550-5R4	• SCREW	AR	
- 16	35-415380-22	• PAN,CABIN CENTER FLOORBOARD /ATTACHING PARTS/	1	10
- 17	□NAS384-6-12P A6191-6Z-1	• SCREW • NUT	4 4	
- 18	35-415380-68 35-415380-70	• FLOORBOARD ASSY,FWD • FLOORBOARD ASSY,FWD /ATTACHING PARTS/	1 1	4 5
- 19	□AN550-5R4 35-415380-54 35-415417-13	• SCREW • FLOORBOARD ASSY,CABIN FWD • FLOORBOARD ASSY,CABIN FWD /ATTACHING PARTS/	AR 1 1	 7 8
- 20	□AN550-5R4	• SCREW	AR	
- 21	35-415380-16 35-415380-86 35-415380-88 35-415417-23 35-415417-25	• STRIP,METAL • STRIP,METAL • STRIP,METAL • STRIP,METAL • STRIP,METAL	1 1 1 1 1	1 9 9 8 8
- 22	35-415380-6 35-415417-15	• FLOORBOARD,CABIN FWD. • FLOORBOARD,CABIN FWD.	1 1	7 8
- 23	35-415380-50 35-415417-5	• FLOORBOARD ASSY,PILOTS CABIN. • FLOORBOARD ASSY,PILOTS CABIN.	1 1	7 8
- 24	35-415380-52 35-415417-9 35-415380-80	• FLOORBOARD ASSY,COPILOTS CABIN. • FLOORBOARD ASSY,COPILOTS CABIN. • FLOORBOARD ASSY,COPILOTS CABIN.	1 1 1	7 8 7
	35-415417-27	• FLOORBOARD ASSY,COPILOTS CABIN. /W/O PEDAL CUTOUTS/ /W/O PEDAL CUTOUTS/ /ATTACHING PARTS/	1	8
- 25	□AN550-5R4	• SCREW	AR	

CODE EFFECTIVITY

- 1 D-4866 THRU D-6561
- 3 D-6842 THRU D-7309
- 5 D-5331 AND AFTER
- 7 D-4866 THRU D-7309
- 9 D-6562 THRU D-7309

CODE EFFECTIVITY

- 2 D-6562 THRU D-6841
- 4 D-4866 THRU D-5330
- 6 D-6562 AND AFTER
- 8 D-7310 AND AFTER
- 10 D-4866 AND AFTER


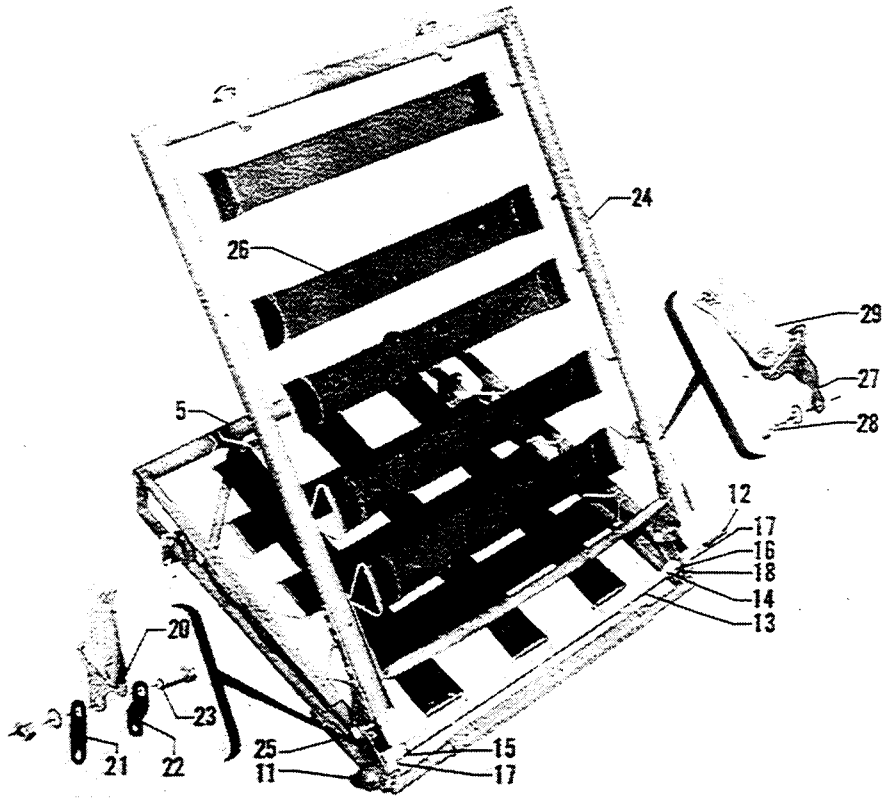


Figure 13. Forward Seat (D-4866 thru D-6561)

FIG. & INDEX NO.	PART NO.	DESCRIPTION	UNITS PER ASSY	USABLE ON CODE
13	35-534369	SEAT INSTL,SLIDING DIVIDED FRONT.	NP	1
	35-534369-1	. SEAT ASSY,FRONT LH.	1	1
	35-534369-2	. SEAT ASSY,FRONT RH.	1	1
		/ATTACHING PARTS/		
- 1	□2178	. PIN,BALL-LOK.	2	
	50019	. PIN,PIP /ALTERNATE FOR 2178/.	2	2
- 2	109615-2-021	. CHAIN	2	
- 3	35-534368-2	. BOLT.	2	
- 4	35-534368-4	. BOLT.	2	
	□AN960-416	. WASHER.	1	
	□AN960-416L	. WASHER.	4	
	NAS43-4-15	. SPACER.	1	
	AN364-428	. NUT	4	
		-----*		
	35-534369-601	. . SEAT ASSY,BOTTOM LH	1	1
		/SPARE ASSY,SEE ADDENDUM/		
	35-534369-602	. . SEAT ASSY,BOTTOM RH	1	1
		/SPARE ASSY,SEE ADDENDUM/		
- 5	35-534369-3	. . SEAT ASSY,BOTTOM.	NP	1
- 6	900-2	. . STRAP ASSY.	6	1
- 7	□35-534369-29	. . LEVER ASSY,SEAT ADJUST.	1	1
		/ATTACHING PARTS/		
- 8	AN526-10-16	. . SCREW	1	
	□AN960-10L	. . WASHER.	2	
	102933S4ZJ0156	. . SPACER.	1	
	AN364-1032	. . NUT	1	
		-----*		
- 9	100942X0012-8	. . . SPRING.	1	1
		/ATTACHING PARTS/		
- 10	□AN392-21	. . . PIN,FLAT HEAD	1	
	AN960-4	. . . WASHER.	1	
	□AN381-2-6	. . . PIN,COTTER.	1	
		-----*		
- 11	□35-534370-1	. . LEVER ASSY,ADJUSTING DIVIDED FWD SEAT LH.	1	1
	□35-534370-2	. . LEVER ASSY,ADJUSTING DIVIDED FWD SEAT RH.	1	1
	□35-534335-3	. . ROD,SEAT ADJUSTING OUTBD LH	1	1
- 12	35-534335-4	. . ROD,SEAT ADJUSTING OUTBD RH	1	1
	□35-534334-3	. . TUBE,ADJUSTMENT ATTACHING LH.	1	1
- 13	35-534334-4	. . TUBE,ADJUSTMENT ATTACHING RH.	1	1
		/ATTACHING PARTS/		
- 14	□59-022-094-0437	. . PIN,ROLL.	3	
		-----*		
- 15	□35-534369-47	. . SPRING.	1	1
- 16	□35-534369-48	. . SPRING.	1	1
- 17	35-534367	. . CAM,SEAT ADJUST	2	1
		/ATTACHING PARTS/		
	59-028-125-0265	. . PIN,ROLL.	1	
		-----*		
	□35-534369-85	. . GUARD,BACK UPPER.	2	1
	□35-534369-87	. . GUARD,BACK LOWER.	2	3
- 18	□AN392-23	. . PIN,FLAT HEAD	1	4
	□AN392-25	. . PIN,FLAT HEAD	1	3
	□AN381-2-6	. . PIN,COTTER.	1	1
- 19	□113677	. . FITTING,SAFETY BELT OUTSD	1	1
- 20	113676-4	. . FITTING,SAFETY BELT INBD.	1	1
- 21	□35-050084-21	. . LINK.	1	1
- 22	□35-050084-23	. . LINK.	1	1
		/ATTACHING PARTS/		
- 23	NAS222-9	. . BOLT.	1	
	□AN960-416L	. . WASHER.	1	
	□NAS43-4-10	. . SPACER.	1	
	AN364-428	. . NUT	1	
		-----*		

FIG. & INDEX NO.	PART NO.	DESCRIPTION							UNITS PER ASSY	USABLE ON CODE
		1	2	3	4	5	6	7		
13 - 24	35-534361-32	. . . BACK ASSY,FRONT SEAT /ATTACHING PARTS/							1	1
- 25	□AN4-11A	. . . BOLT							2	
	□AN960-416	. . . WASHER							4	
	AN364-428	. . . NUT							2	
		-----*								
- 26	900-1	. . . STRAP ASSY.							5	1
- 27	□35-534361-38	. . . FITTING,SAFETY BELT /ATTACHING PARTS/							2	1
- 28	□AN4-5A	. . . BOLT							2	
	□AN936-B416	. . . WASHER							2	
		-----*								
- 29	□50-534269-13	. . . HARNESS ASSY,SAFETY ONE PASSENGER							1	1
	FDK-2688-MIBUCKLE ASSY,SAFETY HARNESS. /SUPERSEDES FDK-2688/							1	1
	□FD1591-1SLIDE							2	1
	50-534269-23WEBBING ASSY.							2	1
	50-534269-25WEBBING,NYLON							1	1
	D611ATIP,BELT							1	1
	113642PLACARD,SAFETY BELT							1	1
	35-534369-65SOCKET ASSY,PILOTS SEAT ATTACHING LH.							1	1
	35-534369-73SOCKET ASSY,PILOTS SEAT ATTACHING RH.							1	1
	35-534369-66SOCKET ASSY,CO-PILOTS SEAT ATTACHING LH							1	1
	35-534369-74SOCKET ASSY,CO-PILOTS SEAT ATTACHING RH							1	1

CODE EFFECTIVITY

1 D-4866 THRU D-6561
3 D-6428 THRU D-6561

CODE EFFECTIVITY

2 D-5726 THRU D-6561
4 D-4866 THRU D-6427

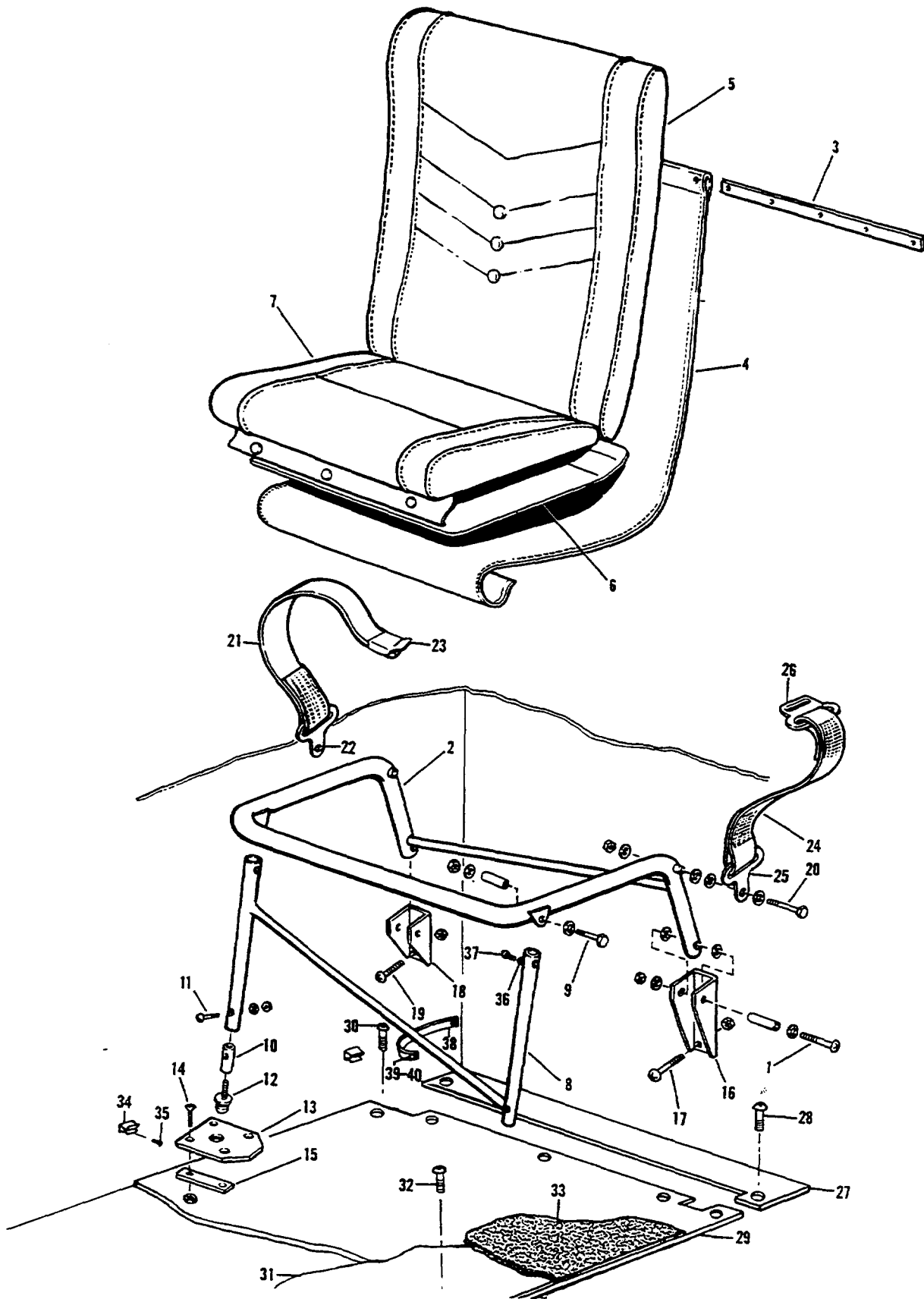


Figure 13A. Jump Seat (D-5726 thru D-6561)

FIG. & INDEX NO.	PART NO.	DESCRIPTION	UNITS	USABLE
			PER ASSY	ON CODE
13A-	95-530014	SEAT INSTL,JUMP /OPTIONAL/	NP	1
	95-534015	• SEAT ASSY,JUMP	1	1
		/ATTACHING PARTS/		
- 1	NAS222	• SCREW	2	
	100696-ZP-109	• SPACER	2	
	□AN960-416	• WASHER	4	
	□AN960-616	• WASHER	4	
	□MS20364-428	• NUT	2	
		-----*		
- 2	95-534015-1	• WELD ASSY,JUMP SEAT	1	1
- 3	95-534015-25	• STRIP,JUMP SEAT	1	1
- 4	95-534015-23	• HAMMOCK,NYLON	1	1
- 5	95-534015-19	• CUSHION,JUMP SEAT BACK	1	1
- 6	95-534015-27	• PAN,BOTTOM CUSHION	1	1
- 7	95-534015-21	• CUSHION,JUMP SEAT BOTTOM	1	1
- 8	95-534015-15	• WELD ASSY,JUMP SEAT	1	1
		/ATTACHING PARTS/		
- 9	AN3	• BOLT	2	
	100696X-ZC021	• SPACER	2	
	□AN960-10L	• WASHER	4	
	MS20365-1032	• NUT	2	
		-----*		
- 10	95-534015-17	• PLUG,JUMP SEAT	2	1
		/ATTACHING PARTS/		
- 11	AN525-10-16	• SCREW	1	
	□AN960-10	• WASHER	1	
	MS20365-1032	• NUT	1	
		-----*		
- 12	295460-3-5	• STUD,JUMP SEAT	2	1
- 13	□295300	• WEDJIT,JUMP SEAT	2	1
		/ATTACHING PARTS/		
- 14	AN509-10R	• SCREW	4	
		-----*		
- 15	95-534014-27	• SPACER	4	1
- 16	□95-534014-7	• CHANNEL,JUMP SEAT	1	1
		/ATTACHING PARTS/		
- 17	NAS221	• SCREW	4	
	MS20364-1032	• NUT	4	
		-----*		
- 18	95-534014-5	• CHANNEL,JUMP SEAT	1	1
		/ATTACHING PARTS/		
- 19	NAS221	• SCREW	4	
	MS20365-1032	• NUT	4	
		-----*		
	102933052M0190	• SPACER,/SEE FIG. 14A/	2	1
		/USED WITH BREAKOVER SEAT BACK ASSY/		
	95-534014-53	• BELT ASSY,QUICK RELEASE SAFETY	1	1
		/ATTACHING PARTS/		
- 20	AN4	• BOLT	2	
	□AN960-416L	• WASHER	2	
	□AN960-616	• WASHER	2	
	□MS20365-428	• NUT	2	
		-----*		
	414-183389-5	• STRAP ASSY,SAFETY BELT	1	1
	414-183389-1	• STRAP ASSY,SAFETY BELT	1	1
- 21	FD161	• WEBBING,/DAVIS AIRCRAFT PRODUCTS,INC./	1	1
- 22	113676-4	• FITTING,SAFETY BELT	1	1
	113642	• PLACARD,SAFETY BELT	1	1
- 23	FDA-1645	• BUCKLE,/DAVIS AIRCRAFT PRODUCTS,INC./	1	1
	414-183389-3	• STRAP ASSY,SAFETY BELT	1	1
- 24	FD161	• WEBBING,/DAVIS AIRCRAFT PRODUCTS,INC./	1	
- 25	113676-4	• FITTING,SAFETY BELT	1	1
	113642	• PLACARD,SAFETY BELT	1	1
- 26	□FD-1643	• BAR,RELEASE/DAVIS AIRCRAFT PRODUCTS,INC./	1	1

FIG. & INDEX NO.	PART NO.	DESCRIPTION	UNITS PER ASSY							USABLE ON CODE
			1	2	3	4	5	6	7	
13A- 27	95-534014-35	. FLOORBOARD,JUMP SEAT. /ATTACHING PARTS/							1	1
- 28	NAS384-6 COMM □A1784-6Z-1	. SCREW WASHER,NUMBER 6 FINISH. NUT,/TIN/							2 2 2	
- 29	95-534014-37	. FLOORBOARD,JUMP SEAT. /ATTACHING PARTS/							1	1
- 30	NAS384-6 COMM □A1784-6Z-1	. SCREW WASHER,NUMBER 6 FINISH. NUT,/TIN.							5 5 5	
- 31	95-534014-55	. REINFORCEMENT,FLOORBOARD. /ATTACHING PARTS/							1	1
- 32	□NAS384-6-12P COMM □A1784-6Z-1	. SCREW WASHER,NUMBER 6 FINISH. NUT,/TIN/							2 2 2	
- 33	95-534014-39 95-534014-75 35-534304-127 35-534308-39 35-534360-79	. CARPET,JUMP SEAT. STRAP,STEEL /SEE FIG. 14A/. /USED WITH BREAKOVER SEAT BACK ASSY/ . HEADREST,LH /SEE FIG. 14A/. /USED WITH BREAKOVER SEAT BACK ASSY/ . HEADREST ASSY,/SEE FIG. 14A/. /USED WITH BREAKOVER SEAT BACK ASSY/ . FRAME,HEADREST LH /SEE FIG. 14A/. /USED WITH BREAKOVER SEAT BACK ASSY/							1 1 1 1 1	1 1 2 3 1
- 34	129002	. CLIP,TOW BAR. /ATTACHING PARTS/							2	1
- 35	AN515-632 AN93686 95-534014-59 95-534016 95-534016-1 35-534377-45	. SCREW WASHER,LOCK *-----* . PANEL ASSY,BAGGAGE DOOR /SEE FIG. 11/ BACK ASSY,BREAKOVER REAR SEAT LH. /SEE FIG. 14A/ . BACK ASSY,BREAKOVER REAR SEAT RH. /SEE FIG. 14A/ . SUPPORT ASSY,ARMREST /SEE FIG. 14A/							2 2 1 1 1 1	
- 36	□AN227-88	. STUD,SNAP FASTENER. /ATTACHING PARTS/							1	1
- 37	□NAS384-6-6P	. SCREW							1	
- 38	95-534014-61	. STRAP,STORAGE POSITION.							1	1
- 39	□AN227-78	. SOCKET,SNAP FASTENER.							1	1
- 40	□AN227-68	. BUTTON,SNAP FASTENER.							1	1

CODE EFFECTIVITY CODE EFFECTIVITY
 1 D-5726 THRU D-6561 2 D-5726 THRU D-6161
 3 D-6162 THRU D-6561

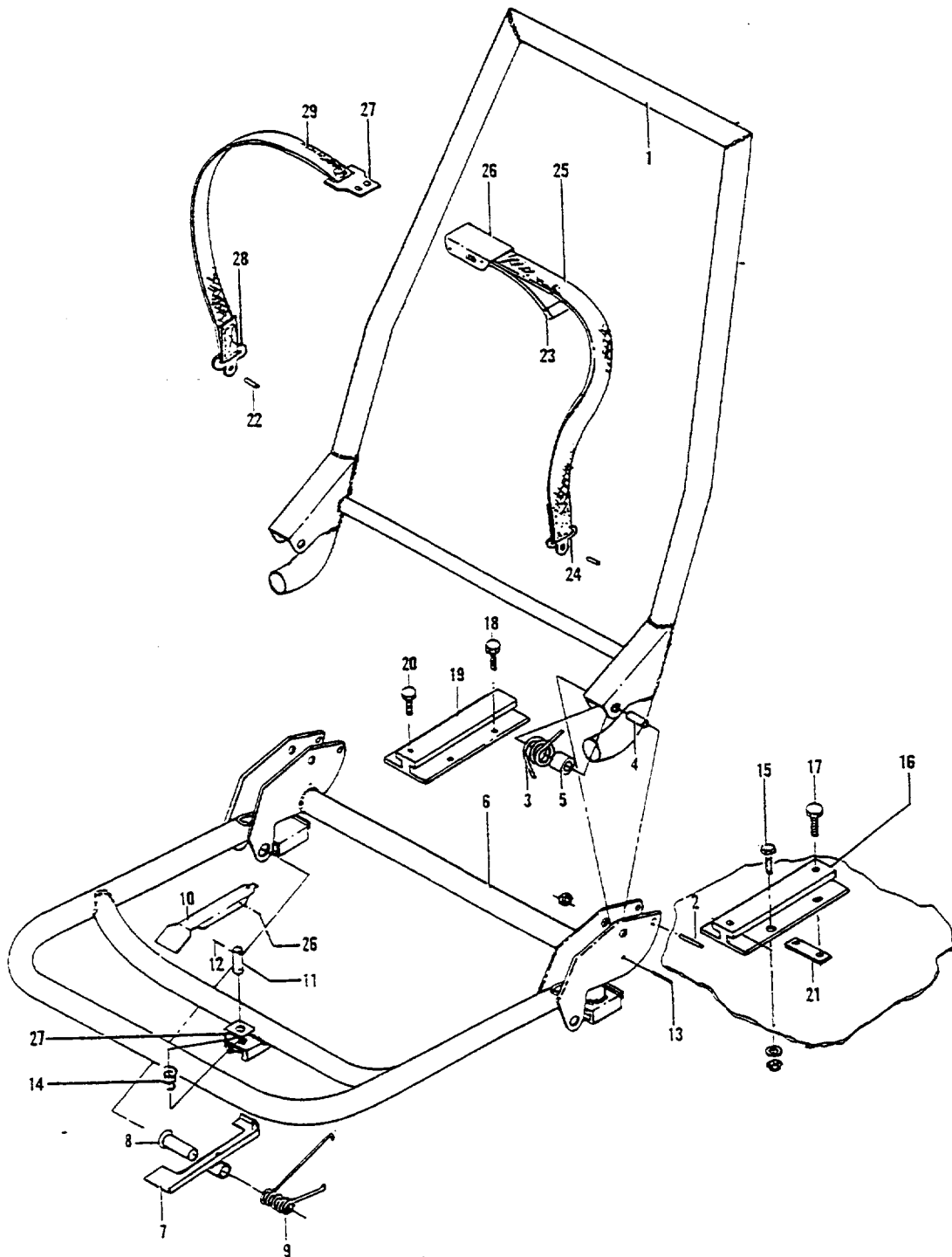


Figure 13B. Front Seat (D-6562 thru D-6841)

MODEL 35 PARTS CATALOG



FIG. & INDEX NO.	PART NO.	DESCRIPTION	UNITS PER ASSY	USABLE ON CODE
13B-	95-534017-1	SEAT INSTL,FRONT LH	NP	1
	95-534017-2	SEAT INSTL,FRONT RH	NP	1
- 1	95-534018-69	. WELD ASSY,FRONT SEAT BACK /ATTACHING PARTS/	1	1
- 2	MS20392-2-37	. PIN /SUPERSEDES AN393-37/	2	
- 3	95-534019	. SPRING,FRONT SEAT RECLINING	2	
- 4	100801X6-1060 AN380-2-2	. SPACER. PIN,COTTER.	2 2	
- 5	95-534017-27 95-534017-41 95-534017-42 95-534017-29	. SPACER,PHENOLIC BOTTOM ASSY,LH FRONT SEAT BOTTOM ASSY,RH FRONT SEAT WELD ASSY,FRONT SEAT BOTTOM	2 1 1 1	1 1 1
- 6	95-534018-65 AN95-534017-37 AN95-534017-38	. WELD ASSY,FRONT SEAT BOTTOM HANDLE ASSY,LH FRONT SEAT REAR. HANDLE ASSY,RH FRONT SEAT REAR.	1 1 1	1 1 1
- 7	AN95-534017-3	. HANDLE,FRONT SEAT REAR. /ORDER 95-534017-37 OR-38/ /ATTACHING PARTS/	1	1
- 8	MS20392-5-69 AN960-616L AN380-3-3	. PIN WASHER. PIN,COTTER.	1 1 1	
- 9	95-534023-1 AN95-534023	. SPRING,LH FRONT SEAT. SPRING,RH FRONT SEAT.	1 1	1 1
- 10	AN95-534017-5	. HANDLE,FRONT SEAT FWD	1	1
- 11	AN33-534010-33	. PIN,FWD HANDLE.	1	1
- 12	52-022-094-0650	. PIN,ROLL	1	1
- 13	52-032-156-1120	. PIN,ROLL	1	1
- 14	1115042M0020-8 33-534010-47	. SPRING,FWD HANDLE COMPRESSION TRACK ASSY,FRONT SEAT LH. /ATTACHING PARTS/	1 1	1 1
- 15	AN3A AN960-10L AN365-1032	. BOLT. WASHER. NUT	4 4 4	
- 16	95-534017-45	. TRACK,FRONT SEAT LH	1	1
- 17	AN74A5 AN935-416 95-534017-49	. BOLT. WASHER,LOCK TRACK ASSY,FRONT SEAT RH. /ATTACHING PARTS/	2 2 1	1 1 1
- 18	AN3A AN960-10L AN365-1032	. BOLT. WASHER. NUT	4 4 4	
- 19	AN33-534010-13	. TRACK,FRONT SEAT RH	1	1
- 20	AN74A5 AN935-416	. BOLT,/LOCATED IN FWD POSITION ONLY/ WASHER,LOCK /LOCATED IN FWD POSITION ONLY/.	1 1	1 1
- 21	33-534010-21	. FILLER,BRACKET.	2	1
- 22	102933D52M0190 95-534017-35 414-183389-11	. SPACER. BELT ASSY,FRONT SEAT. STRAP ASSY,FRONT SEAT BELT.	2 1 1	1 1 1
- 23	D-611-A 414-183389-9	. TIP,BELT /RU/ STRAP ASSY,FRONT SEAT BELT.	1 1	1 1
- 24	113676-4	. FITTING,SAFETY BELT	1	1
- 25	414-183389-7 115184	. WEBBING,SAFETY BELT PLACARD,SAFETY BELT IDENTIFICATION.	1 1	1 1
- 26	FDK-2707	. BUCKLE ASSY,SAFETY BELT	1	1
- 27	ANFD-1643 414-183389-17 414-183389-15	. BAR,SAFETY BELT RELEASE /DAVIS AIRCRAFT PRODUCTS,INC./ . STRAP ASSY,FRONT SEAT BELT. STRAP ASSY,FRONT SEAT BELT.	1 1 1 1	1 1 1 1
- 28	113676-4	. FITTING,SAFETY BELT	1	1
- 29	414-183389-13 115184	. WEBBING,SAFETY BELT PLACARD,SAFETY BELT IDENTIFICATION.	1 1	1 1

CODE EFFECTIVITY

1 D-6562 THRU D-6841

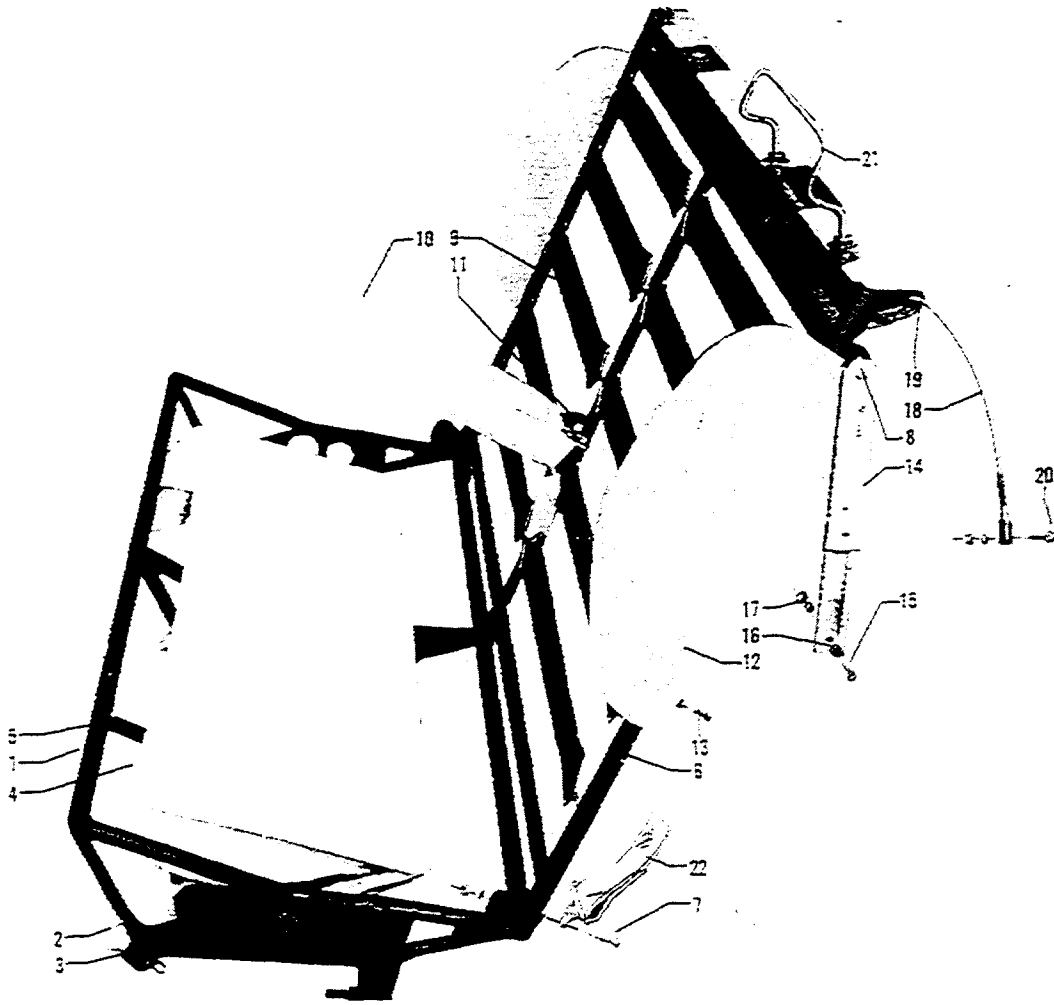


Figure 14. Rear Seat (D-4866 thru D-5725)

FIG. & INDEX NO.	PART NO.	DESCRIPTION	UNITS PER ASSY	USABLE ON CODE
14	35-534360	SEAT INSTL,H & J35 REAR	NP	1
	35-534360-601	. . STRUCTURE ASSY,REAR SEAT BOTTOM /SPARE ASSY,SEE ADDENDUM/	1	1
- 1	35-534360-1	. . STRUCTURE ASSY,REAR SEAT BOTTOM	1	1
- 2	□35-534213	. . PIN ASSY,REAR SEAT RELEASE. /ATTACHING PARTS/	3	
- 3	□100943ZF100G	. . SPRING.	3	
	□AN960-516	. . WASHER.	3	
	□AN380-2-2	. . PIN,COTTER.	3	
- 4	35-534360-73	. . HAMMOCK ASSY,REAR SEAT BOTTOM	1	1
- 5	□35-534157	. . SPRING,SEAT	16	1
	35-534360-607	. . STRUCTURE ASSY,REAR SEAT BACK /SPARE ASSY,SEE ADDENDUM/	1	1
- 6	35-534360-81	. . STRUCTURE ASSY,REAR SEAT BACK /ATTACHING PARTS/	1	1
- 7	□AN4-14A	. . BOLT.	2	
	□AN4-15A	. . BOLT.	1	
- 8	□AN3-6A	. . BOLT.	2	
	102933S4ZE0375	. . SPACER.	2	
	102933S5ZM0312	. . SPACER.	2	
	□AN960-416	. . WASHER.	3	
	□AN960-10	. . WASHER.	2	
	AN365-428	. . NUT	3	
	□AN365-1032	. . NUT	2	
- 9	900-2	. . STRAP ASSY.	10	
- 10	35-534371-1	. . REST ASSY,REAR SEAT ARM /ATTACHING PARTS/	1	1
- 11	□AN3-10A	. . BOLT.	1	
	□AN960-10L	. . WASHER.	1	
	AN364-1032	. . NUT	1	
- 12	35-534360-71	. . PANEL,SEAT BACK LH.	1	1
	35-534360-72	. . PANEL,SEAT BACK RH. /ATTACHING PARTS/	1	1
- 13	NAS387-632-10	. . SCREW	4	
	□NAS391-6P	. . WASHER.	4	
- 14	□50-534070	. . SLIDE ASSY,REAR SEAT ADJUSTABLE /ATTACHING PARTS/	2	1
- 15	NAS222-28	. . BOLT.	1	
- 16	102933D5YA0188	. . SPACER.	1	
- 17	□102933D5YA0125	. . SPACER.	1	
	AN960-4	. . WASHER.	1	
- 18	NAS304-23-0141	. . CABLE ASSY. /ATTACHING PARTS/	2	1
- 19	□AN3-5A	. . BOLT.	1	
- 20	□AN3-6A	. . BOLT.	1	
	□AN960-10	. . WASHER.	2	
	□AN365-1032	. . NUT	2	
- 21	□35-534360-79	. . TUBE,HEAD REST. /ATTACHING PARTS/	2	1
	□AN936-A1016	. . WASHER,LOCK	2	
	□35-534338	. . NUT,HEAD REST KNURLED	2	
	□50-534269-615	. . HARNESS ASSY,REAR SEAT SAFETY /SPARE ASSY,SEE ADDENDUM/	1	1
- 22	50-534269	. . HARNESS ASSY,SAFETY ONE PASSENGER	NP	1
	50-534269-23	. . WEBBING ASSY.	2	1

CODE EFFECTIVITY

1 D-4866 THRU D-5725

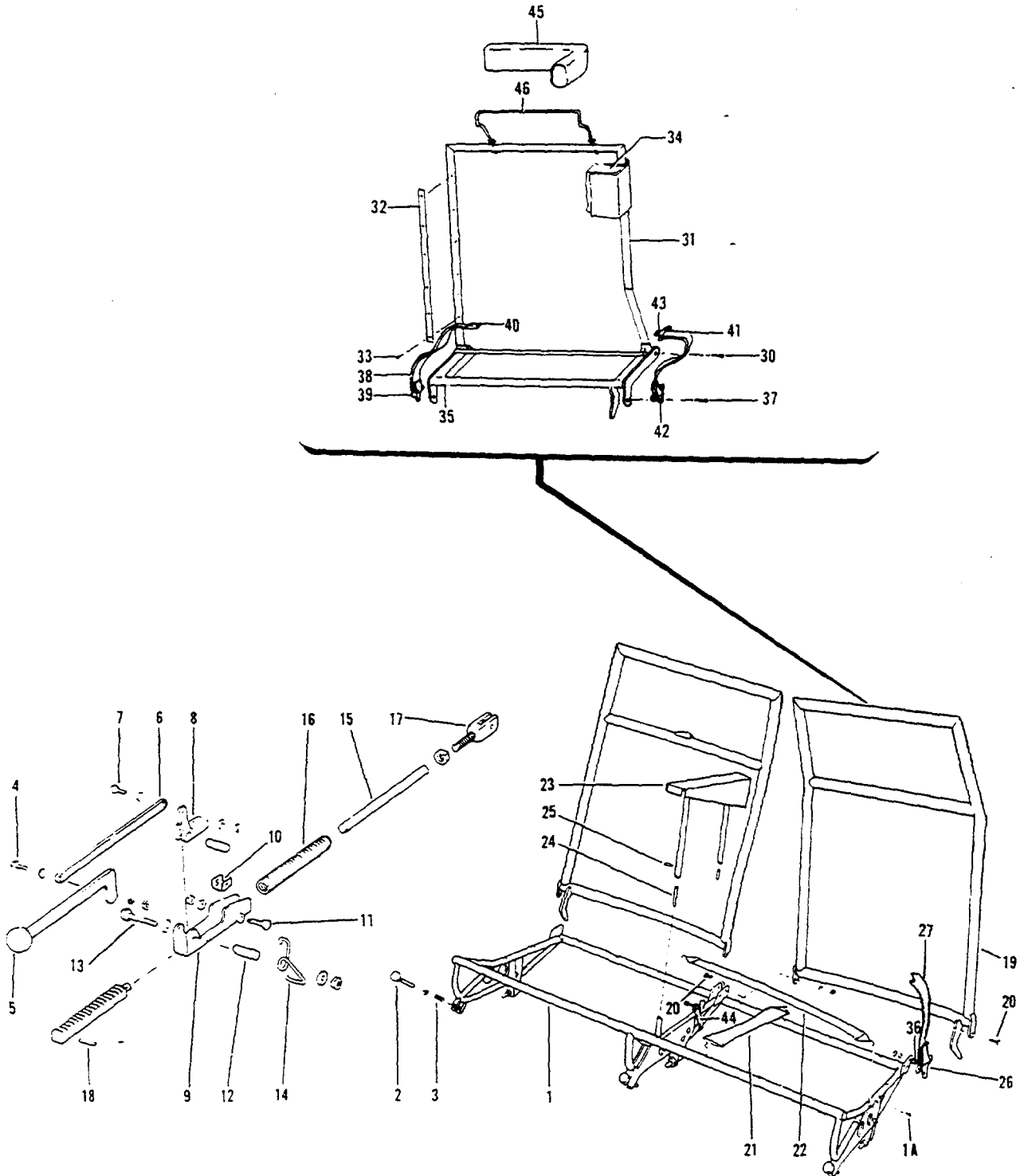


Figure 14A. Rear Seat (D-5726 thru D-6561)

MODEL 35 PARTS CATALOG

FIG. & INDEX NO.	PART NO.	DESCRIPTION	UNITS PER ASSY	USABLE ON CODE
14A-	35-534377	SEAT INSTL,K & M35 REAR	NP	1
- 1	35-534377-25	. STRUCTURE ASSY,REAR SEAT BOTTOM /ATTACHING PARTS/	1	1
-	1A PK76-XZ-6-4	. SCREW	6	
-	2 □35-534213	. PIN ASSY,REAR SEAT RELEASE /ATTACHING PARTS/	3	
-	3 □100943ZF100G	. SPRING	3	
	□AN960-516	. WASHER	3	
	□AN380-2-2	. PIN,COTTER	3	
	35-534378	. MECHANISM ASSY,REAR SEAT RECLINE /ATTACHING PARTS/	2	1
-	4 AN3	. BOLT	2	
	□AN960-10	. WASHER	2	
	MS20365-1032	. NUT	2	
-	5 35-534378-21	. LEVER ASSY,RECLINE MECHANISM	1	1
-	6 35-534378-3	. LEVER,MECHANISM CONNECTING /ATTACHING PARTS/	1	1
-	7 AN3	. BOLT	2	
	□AN960C10L	. WASHER	4	
	MS20365-1032	. NUT	2	
-	8 □35-534378-23	. LEVER ASSY,RECLINE MECHANISM	1	1
-	9 35-534378-9	. CHANNEL,MECHANISM	1	1
-	10 35-534378-27	. SLIDE,MECHANISM /ATTACHING PARTS/	1	1
-	11 AN3	. BOLT	1	
	□AN960C10L	. WASHER	2	
	MS20365-1032	. NUT	1	
-	12 102933S6ZM0875	. SPACER /ATTACHING PARTS/	1	1
-	13 AN5-21A	. BOLT	1	
	AN960C516L	. WASHER	2	
	MS20365-524	. NUT	1	
-	14 □35-534378-19	. SPRING,RECLINE MECHANISM SHORT	1	1
-	15 35-534378-25	. ROD ASSY,RECLINE MECHANISM	1	1
-	16 □35-534378-17	. SPRING,RECLINE MECHANISM LONG	1	1
	□AN316-7R	. NUT	1	1
-	17 35-534378-15	. FITTING,RECLINE MECHANISM	1	1
-	18 □52-028-125-0750	. PIN,ROLL	1	1
-	19 35-534377-27	. STRUCTURE ASSY,REAR SEAT BACK LH. /USED WITHOUT JUMP SEAT INSTL/	1	1
	35-534377-28	. STRUCTURE ASSY,REAR SEAT BACK RH. /USED WITHOUT JUMP SEAT INSTL/	1	1
		/ATTACHING PARTS/		
-	20 AN4	. BOLT	2	
	□AN960-416	. WASHER	4	
	□MS20365-428	. NUT	2	
-	21 900-1	. STRAP ASSY	8	1
-	22 900-2	. STRAP ASSY	4	
-	23 35-534377-45	. REST ASSY,REAR SEAT ARM /SEE FIG. 13A/	1	1
-	24 35-534377-33	. PIN,ARM REST GUIDE FRONT	1	1
	35-534377-35	. PIN,ARM REST GUIDE REAR /ATTACHING PARTS/	1	1
-	25 □52-028-125-0500	. PIN,ROLL	2	
-	26 113676-2	. FITTING,SAFETY HARNESS /USED WITHOUT JUMP SEAT INSTL/	4	
		/ATTACHING PARTS/		
	AN4	. BOLT	1	
	□AN960-416	. WASHER	2	
	□MS20365-428	. NUT	1	

MODEL 35 PARTS CATALOG

FIG. & INDEX NO.	PART NO.	DESCRIPTION	UNITS PER ASSY	USABLE ON CODE
14A- 27	35-534377-61	• HARNESS ASSY,SAFETY /USED WITHOUT JUMP SEAT INSTL/	2	1
	35-534377-71	• • WEBBING,SAFETY HARNESS.	1	1
	□FDK-2688	• • BUCKLE ASSY	1	2
	□FDK-2707-1	• • BUCKLE ASSY	1	3
	95-534016	BACK ASSY,BREAKOVER REAR SEAT LH /SEE FIG. 13A FOR NHA/ /USED WITH JUMP SEAT INSTL/	REF	1
	95-534016-1	BACK ASSY,BREAKOVER REAR SEAT RH /SEE FIG. 13A FOR NHA/ /USED WITH JUMP SEAT INSTL/ /ATTACHING PARTS/	REF	1
- 30	AN4	BOLT.	2	
	100696S-ZP108	SPACER.	2	
	□AN960-416	WASHER.	2	
	□MS20364-428	NUT	2	
		-----*		
- 31	95-534016-23	• WELD ASSY,REAR SEAT BACK LH	1	1
	95-534016-24	• WELD ASSY,REAR SEAT BACK RH	1	1
- 32	95-534016-29	• STRIP,REAR SEAT BACK. /ATTACHING PARTS/	1	1
- 33	NAS384-6	• SCREW	4	
	COMM	• WASHER,NUMBER 6 COUNTERSINK	4	
		-----*		
- 34	XA30A385	• NYLON,NEOPRENE COATED	AR	1
	95-534016-21	• CUSHION,REAR SEAT BACK LH	1	1
	95-534016-22	• CUSHION,REAR SEAT BACK RH	1	1
- 35	95-534016-19	• WELD ASSY,REAR SEAT BACK SUPPORT LH	1	1
	95-534016-20	• WELD ASSY,REAR SEAT BACK SUPPORT RH	1	1
- 36	102933D5ZM0190	SPACER,/SEE FIG. 13A FOR NHA/	REF	1
	95-534014-53	• BELT ASSY,QUICK RELEASE /SEE FIG. 13A FOR NHA/. /USED WITH BREAKOVER SEAT BACK ASSY/ /ATTACHING PARTS/	REF	1
- 37	AN4	BOLT.	2	
	AN960	WASHER.	1	
	□AN960-416L	WASHER.	4	
	□AN960-616	WASHER.	4	
	AN365	NUT	1	
	□MS20365-428	NUT	2	
		-----*		
	414-183389-5	• STRAP ASSY,SAFETY BELT.	1	1
	414-183389-1	• • STRAP ASSY,SAFETY BELT.	1	1
- 38	FD161	• • • WEBBING	1	1
- 39	113676-4	• • • FITTING,SAFETY BELT	1	1
	113642	• • • PLACARD,SAFETY BELT	1	
- 40	FDA-1645	• • BUCKLE.	1	1
	414-183389-3	• STRAP ASSY,SAFETY BELT.	1	1
- 41	FD161	• • WEBBING	1	1
- 42	113676-4	• • FITTING,SAFETY BELT	1	1
	113642	• • PLACARD,SAFETY BELT	1	
- 43	□FD-1643	• • BAR,RELEASE	1	1
- 44	95-534014-75	STRAP,STEEL /SEE FIG. 13A FOR NHA/.	REF	1
		• /USED WITH BREAKOVER SEAT BACK ASSY/		
- 45	35-534304-127	HEADREST,LH /SEE FIG. 13A FOR NHA/.	REF	2
	35-534308-39	HEADREST ASSY,LH /SEE FIG. 13A FOR NHA/	REF	3
		• /USED WITH BREAKOVER SEAT BACK ASSY/		
- 46	□35-534360-79	FRAME,HEADREST LH /SEE FIG. 13A FOR NHA/.	REF	1
		• /USED WITH BREAKOVER SEAT BACK ASSY/		

CODE EFFECTIVITY CODE EFFECTIVITY

1 D-5726 THRU D-6561 2 D-5726 THRU D-6161

3 D-6162 THRU D-6561

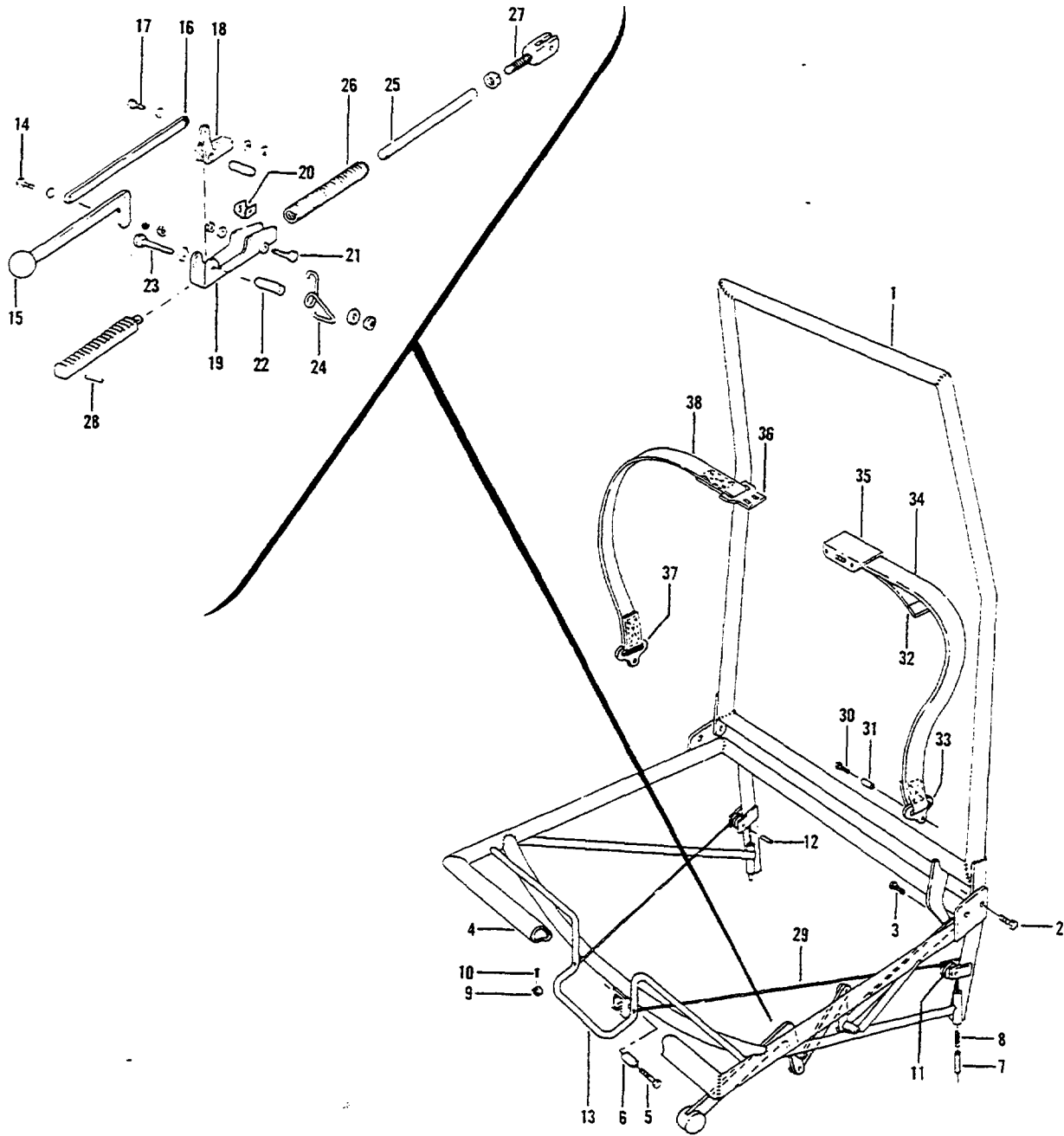


Figure 14B. Rear Seat (D-6562 thru D-6841)

FIG. & INDEX NO.	PART NO.	DESCRIPTION	UNITS PER ASSY	USABLE ON CODE
		1 2 3 4 5 6 7		
148-	35-534390-1	SEAT INSTL,REAR LH.	NP	1
	35-534090-2	SEAT INSTL,REAR RH.	NP	1
- 1	35-534390-3	. BACK ASSY,REAR SEAT LH.	1	1
	35-534390-4	. BACK ASSY,REAR SEAT RH.	1	1
		/ATTACHING PARTS/		
- 2	AN525-416R	. SCREW	2	
- 3	AN3	. BOLT.	1	
	□AN960-416L	. WASHER.	2	
	□AN960-10	. WASHER.	1	
	AN365-428	. NUT	2	
	□AN365-1032	. NUT	1	
		-----*		
- 4	35-534390-33	. WELD ASSY,REAR SEAT BOTTOM LH	1	1
	35-534390-34	. WELD ASSY,REAR SEAT BOTTOM RH	1	1
		/ATTACHING PARTS/		
- 5	AN4A	. BOLT.	3	
- 6	100696S-ZN020	. SPACER.	3	
	□AN960-416	. WASHER.	3	
	AN365-428	. NUT	3	
		-----*		
- 7	95-534018-55	. PIN	2	1
- 8	111504YH0102-13	. SPRING.	2	1
- 9	□187247	. STOP,CABLE.	2	1
		/ATTACHING PARTS/		
- 10	AN515-6	. SCREW	1	
		-----*		
- 11	35-534390-9	. PULLEY.	2	1
		/ATTACHING PARTS/		
- 12	AN392-11	. PIN	1	
	□AN960-6	. WASHER.	1	
	□AN380-2-1	. PIN,COTTER.	1	
		-----*		
- 13	35-534390-21	. HANDLE,REAR SEAT LH	1	1
	35-534390-22	. HANDLE,REAR SEAT RH	1	1
		/ATTACHING PARTS/		
	□AN380-2-2	. PIN,COTTER.	2	
		-----*		
	35-534390-19	. RECLINE ASSY,REAR SEAT.	1	1
		/ATTACHING PARTS/		
- 14	AN3	. BOLT.	1	
	□AN960-10	. WASHER.	1	
	□AN365-1032	. NUT	1	
		-----*		
- 15	35-534378-21	. . LEVER ASSY,RECLINE MECHANISM.	1	1
- 16	35-534390-17	. . ARM,MECHANISM CONNECTING.	1	1
		/ATTACHING PARTS/		
- 17	AN3	. . BOLT.	1	
	□AN960C10L	. . WASHER.	1	
	MS20365-1032	. . NUT	1	
		-----*		
- 18	□35-534378-23	. . LEVER ASSY,RECLINE MECHANISM.	1	1
- 19	35-534378-9	. . CHANNEL,MECHANISM	1	1
- 20	35-534378-27	. . SLIDE,MECHANISM	1	1
		/ATTACHING PARTS/		
- 21	AN3	. . BOLT.	1	
	□AN960C10L	. . WASHER.	2	
	MS20365-1032	. . NUT	1	
		-----*		
- 22	102933S6ZM0875	. . SPACER.	1	1
		/ATTACHING PARTS/		
- 23	AN5-21A	. . BOLT.	1	
	AN960C516L	. . WASHER.	2	
	MS20365-524	. . NUT	1	
		-----*		
- 24	□35-534378-19	. . SPRING,RECLINE MECHANISM SHORT.	1	1
- 25	35-534378-25	. . ROD ASSY,RECLINE MECHANISM.	1	1
- 26	□35-534378-17	. . SPRING,RECLINE MECHANISM LONG	1	1
	□AN316-7R	. . NUT	1	1

MODEL 35 PARTS CATALOG



FIG. & INDEX NO.	PART NO.	DESCRIPTION	UNITS PER ASSY	USABLE ON CODE
148- 27	35-534378-15	. . . FITTING, RECLINE MECHANISM	1	1
- 28	□52-028-125-0750	. . . PIN, ROLL	1	1
- 29	35-534390-53	. . . CABLE ASSY, REAR SEAT	2	1
	AN380C2-2	. . . PIN, COTTER	1	
	95-534017-35	. . . BELT ASSY, SEAT	1	1
- 30	AN525-416R	. . . SCREW	2	
- 31	102933D5ZM0190	. . . SPACER	2	
	□AN960-416L	. . . WASHER	2	
	AN365-428	. . . NUT	2	
	414-183389-11	. . . STRAP ASSY, REAR SEAT BELT	1	1
- 32	D-611-A	. . . TIP, BELT	1	1
	414-183389-9	. . . STRAP ASSY, REAR SEAT BELT	1	1
- 33	113676-4	. . . FITTING, SAFETY BELT	1	1
- 34	414-183389-7	. . . WEBBING, SAFETY BELT	1	1
	115184	. . . PLACARD, SAFETY BELT	1	1
- 35	FDK-2707	. . . BUCKLE ASSY, SAFETY BELT	1	1
- 36	□FD-1643	. . . BAR, SAFETY BELT RELEASE	1	1
	414-183389-17	. . . STRAP ASSY, REAR SEAT BELT	1	1
	414-183389-15	. . . STRAP ASSY, REAR SEAT BELT	1	1
- 37	113676-4	. . . FITTING, SAFETY BELT	1	1
- 38	414-183389-13	. . . WEBBING, SAFETY BELT	1	1
	115184	. . . PLACARD, SAFETY BELT	1	1

CODE EFFECTIVITY

1 D-6562 THRU D-6841

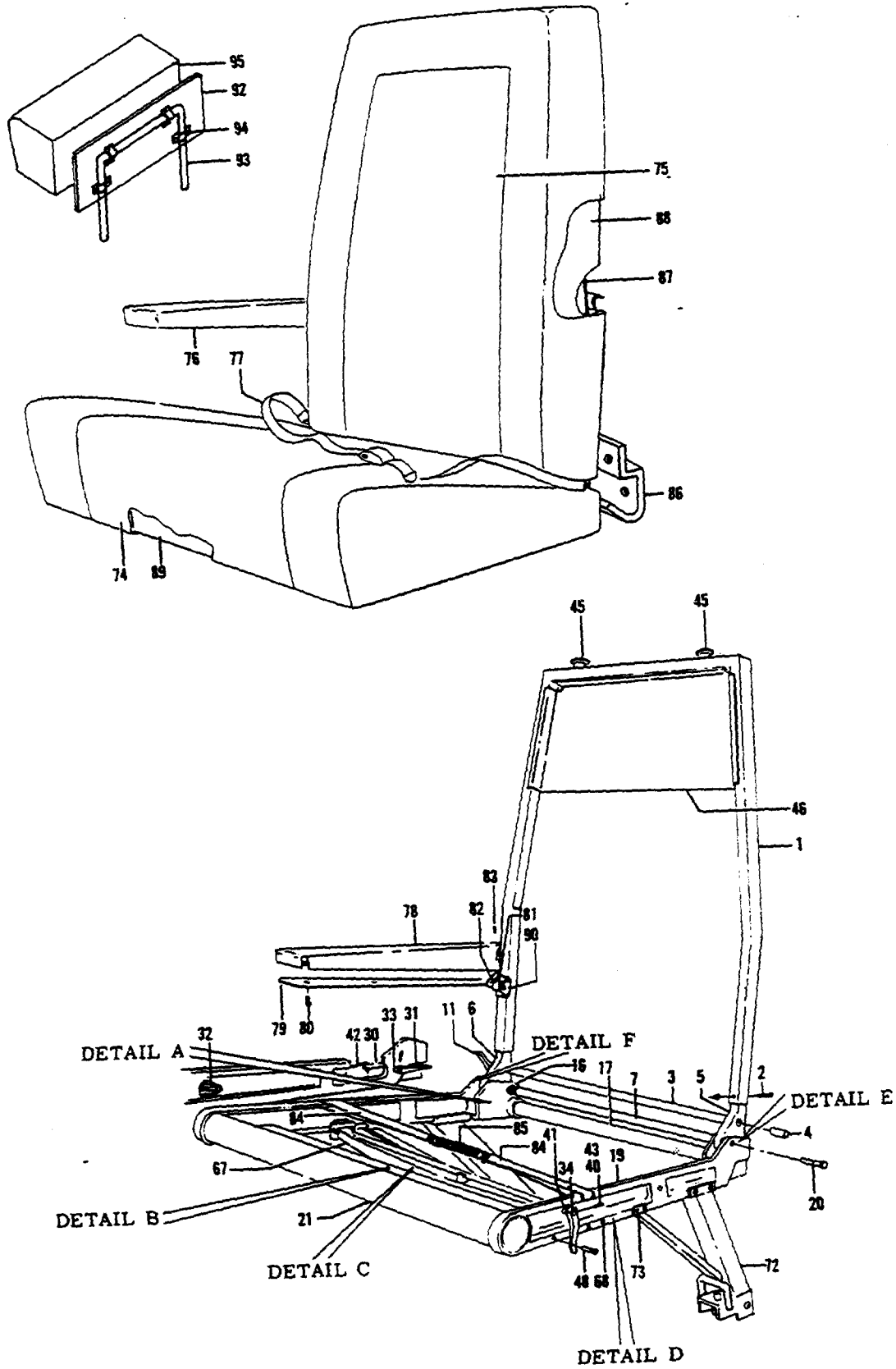


Figure 14C. Front And Rear Seats (Sheet 1 of 2 Sheets) (D-6842 Thru D-8598)

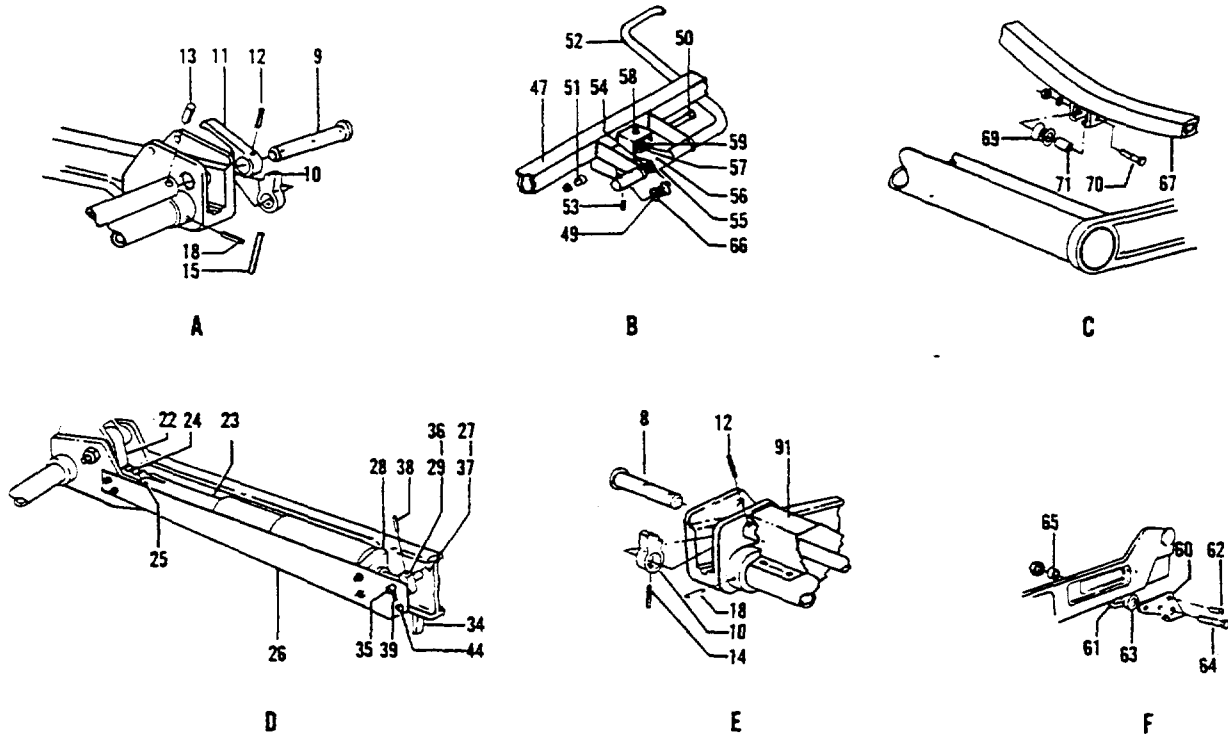


Figure 14C. Front And Rear Seats (Sheet 2 of 2 Sheets) (D-6842 Thru D-8598)

FIG. & INDEX NO.	PART NO.								DESCRIPTION	UNITS PER ASSY	USABLE ON CODE
		1	2	3	4	5	6	7			
14C-	96-534013-1								SEAT ASSY,LH REAR	1	2
	35-534425-3								SEAT ASSY,LH REAR	1	3
	96-534013-2								SEAT ASSY,RH REAR	1	2
	35-534425-4								SEAT ASSY,RH REAR	1	3
	96-534013-3								SEAT ASSY,PILOTS.	1	2
	35-534425-1								SEAT ASSY,PILOTS.	1	3
	96-534013-4								SEAT ASSY,COPILOTS.	1	2
	35-534425-2								SEAT ASSY,COPILOTS.	1	3
- 1	18-534013-13								. WELD ASSY,CHAIR BACK. /ATTACHING PARTS/	1	1
- 2	AN525-1032R								. SCREW	4	
	MS20365-1032								. NUT	4	
- 3	18-534013-15								. TUBE,CHAIR BACK /ATTACHING PARTS/	1	1
- 4	MS171688								. PIN,ROLL.	2	
- 5	18-534016-1								. STUB,CHAIR BACK	1	1
- 6	18-534016-2								. STUB,CHAIR BACK /ATTACHING PARTS/	1	1
	AN24-34A/M/								. BOLT.	1	
	AN960-416								. WASHER.	1	
	AN960-416L								. WASHER.	1	
	MS20365-428								. NUT	1	
-	18-534013-601								. ADJUSTMENT ASSY,PILOTS CHAIR.	1	1



MODEL 35 PARTS CATALOG

FIG. & INDEX NO.	PART NO.	DESCRIPTION	UNITS PER ASSY	USABLE ON CODE
14C- 7	□18-534013-19	TUBE,PILOTS CHAIR BOTTOM. /ATTACHING PARTS/	1	1
- 8	□MS20392-5-81	PIN,FLATHEAD /SUPERSEDES 18-534013-21/	1	
- 9	□MS20342-5-93	PIN,FLATHEAD /SUPERSEDES 18-534013-23/	1	
- 10	□18-534013-25	CAM,PILOTS CHAIR BACK RELEASE	2	1
- 11	□18-534013-71	HANDLE,PILOTS CHAIR BACK RELEASE	1	1
- 12	□MS171496	PIN,ROLL	2	1
- 13	□MS171499	PIN,ROLL	1	1
- 14	□MS171530	PIN,ROLL	1	1
- 15	□MS171539	PIN,ROLL	1	1
- 16	□18-534022-2 □AN960-616	SPRING,PILOTS CHAIR BACK RELEASE WASHER,FLAT	1 1	1 1
- 17	18-534013-17	TUBE,CHAIR BOTTOM /ATTACHING PARTS/	1	1
- 18	□MS171534	PIN,ROLL	2	
- 19	□18-534015-1 □18-534015-2	SIDE,CHAIR BOTTOM LH. SIDE,CHAIR BOTTOM RH. /ATTACHING PARTS/	1 1	1 1
- 20	AN4A □AN960-416 □AN960-416L □MS20365-428	BOLT. WASHER,FLAT WASHER,FLAT NUT	1 1 1 1	
- 21	18-534013-27	TUBE,CHAIR BOTTOM	1	1
- 22	□18-534013-51	GEAR,LH & RH REAR & COPILOTS SEAT	1	1
- 23	SL4300	HYDROLOK,LH & RH REAR & COPILOTS SEAT /ATTACHING PARTS/	1	
	□MS20365-624 100951S060YP 100951N125YP	NUT SPACER SPACER	1 1 1	
- 24	□18-534024-1	RACK,LH & RH REAR & COPILOTS SEAT /ATTACHING PARTS/	1	1
- 25	AN4A	BOLT	1	
- 26	18-534013-31	STRAP,LH & RH REAR & COPILOTS SEAT /ATTACHING PARTS/	1	1
- 27	100696A-ZN014 □AN960-416 □MS20365-428	SPACER WASHER,FLAT NUT	2 2 2	
- 28	□18-534013-29 18-534013-606	BLOCK,LH & RH REAR & COPILOTS SEAT MECHANISM ASSY,COPILOTS SEAT	1 1	1 1
- 29	□18-534013-7	BLOCK	1	1
- 30	□18-534013-55 18-534013-608	LEVER,COPILOTS CHAIR BACK RELEASE MECHANISM ASSY,COPILOTS SEAT	1 1	1 1
- 31	□18-534013-71	HANDLE,COPILOTS SEAT	1	1
- 32	□18-534013-55	LEVER,COPILOTS CHAIR BACK RELEASE	1	1
- 33	□100801A14-0375 18-534013-609 18-534013-610	SPACER MECHANISM ASSY,REAR SEAT LH MECHANISM ASSY,REAR SEAT RH	1 1 1	1 1 1
- 34	□18-534013-49	HANDLE,CHAIR BACK RELEASE	1	1
- 35	□18-534013-69	PIN,REAR SEAT	1	1
- 36	□18-534013-7	BLOCK,REAR SEAT	1	1
- 37	□100801A14-0375	SPACER	1	1
- 38	□MS171498	PIN,ROLL,/LH & RH REAR & COPILOTS SEAT/	1	1
- 39	□MS171500 □AN960-416L	PIN,ROLL,/REAR SEATS/ WASHER	1 1	1 1
- 40	□MS171494	PIN,ROLL,/COPILOTS SEAT/	2	1
- 41	100801A5-0500	SPACER,COPILOTS SEAT	1	1
- 42	18-534013-59 18-534013-73	CABLE ASSY,COPILOTS SEAT TUBE ASSY,COPILOTS SEAT	1 1	2 3
- 43	□MS171494	PIN,ROLL,/REAR SEATS/	1	1
- 44	AN501A10	SCREW,REAR SEAT STOP	1	1

FIG. & INDEX NO.	PART NO.	DESCRIPTION	UNITS PER ASSY	USABLE ON CODE
14C-	MS20365-1032	NUT	1	1
- 45	130010	FITTING, HEADREST	2	1
- 46	18-534013-53	COVER, CHAIR BACK	1	1
- 47	96-534014-23	WELD ASSY, PILOTS & COPILOTS CHAIR FOOT	1	1
		/ATTACHING PARTS/		
- 48	AN525-10R	SCREW	4	
	MS20365-1032	NUT	4	
- 49	118641	ROLLER, PILOT & COPILOTS SEAT FWD	2	1
		/ATTACHING PARTS/		
- 50	AN3A	BOLT	1	
- 51	NAS43DD3-16	SPACER	1	
	AN960-10	WASHER	1	
	MS20365-1032	NUT	1	
- 52	96-534014-63	HANDLE, PILOTS & COPILOTS CHAIR ADJUSTMENT	1	1
	96-534014-73	HANDLE, LH REAR CHAIR ADJUSTMENT	1	1
	96-534014-83	HANDLE, RH REAR CHAIR ADJUSTMENT	1	1
		/ATTACHING PARTS/		
- 53	MS171498	PIN, ROLL	2	
- 54	100943ZJ108D	SPRING, ADJUSTING HANDLE	1	1
- 55	96-534014-69	LIFTER, ADJUSTING PIN	1	1
- 56	MS171498	PIN, ROLL	2	1
- 57	100943ZS023G	SPRING, ADJUSTING PIN	1	1
	AN960-416	WASHER	1	1
- 58	96-534014-9	PIN, SEAT ADJUSTMENT	1	1
- 59	NO NUMBER	PIN, DRIVE LOK, /1/16X1/2 TYPE E/	2	1
- 60	96-534014-55	FOOT, PILOTS & COPILOTS REAR LH	2	1
- 61	96-534014-56	FOOT, PILOTS & COPILOTS REAR RH	2	1
		/ATTACHING PARTS/		
- 62	AN525-10R	SCREW	3	
	MS20365-1032	NUT	3	
- 63	118641	ROLLER, PILOTS & COPILOTS SEAT AFT	4	1
		/ATTACHING PARTS/		
- 64	AN3A	BOLT	1	
- 65	NAS43DD3-16	SPACER	1	
	AN960-10	WASHER	1	
	MS20365-1032	NUT	1	
- 66	100943ZA016J	SPRING, SEAT ROLLER	3	1
- 67	96-534014-35	WELD ASSY, PASSENGER SEAT FWD FOOT	1	1
		/ATTACHING PARTS/		
- 68	AN525-10R	SCREW	2	
	MS20365-1032	NUT	2	
- 69	118641	ROLLER, LH & RH REAR SEAT	6	1
		/ATTACHING PARTS/		
- 70	AN3A	BOLT	1	
- 71	NAS43DD3-16	SPACER	1	
	AN960-10	WASHER	1	
	MS20365-1032	NUT	1	
- 72	96-534014-47	WELD ASSY, REAR SEAT LH	1	1
	96-534014-48	WELD ASSY, REAR SEAT RH	1	1
		/ATTACHING PARTS/		
- 73	AN525-10R	SCREW	3	
	MS20365-1032	NUT	3	
	96-534013-601	UPHOLSTERY ASSY, LH REAR SEAT	1	2
	35-534425-603	UPHOLSTERY ASSY, LH REAR SEAT	1	3
	96-534013-602	UPHOLSTERY ASSY, RH REAR SEAT	1	2
	35-534425-604	UPHOLSTERY ASSY, RH REAR SEAT	1	3
	96-534013-603 C	UPHOLSTERY ASSY, PILOT & COPILOT SEAT	1	2
	35-534425-602 C	UPHOLSTERY ASSY, PILOT & COPILOT SEAT	1	3



MODEL 35 PARTS CATALOG

FIG. & INDEX NO.	PART NO.	DESCRIPTION	UNITS PER ASSY	USABLE ON CODE
14C- 74	96-534013-19 C	. . PANEL,SEAT BOTTOM INSERT.	1	2
-	35-534425-13 C	. . COVER ASSY,SEAT BOTTOM.	1	3
- 75	96-534013-17 C	. . PANEL,SEAT BACK INSERT.	1	2
	35-534425-11 C	. . COVER ASSY,SEAT BACK.	1	3
- 76	96-534013-11	. . COVER ASSY,REAR SEAT ARMREST LH	1	1
	96-534013-12	. . COVER ASSY,REAR SEAT ARMREST RH	1	1
	96-534013-611 C	. . ARMREST ASSY,UPHOLSTERED REAR LH.	1	1
	96-534013-612	. . ARMREST ASSY,UPHOLSTERED REAR RH.	1	1
- 77	96-534017-35 C	. . BELT ASSY,SEAT.	1	1
		/ATTACHING PARTS/		
	□AN24-18A/M/	. . BOLT.	2	
	□100801X6-0813	. . SPACER,PILOTS SEAT.	2	
	□102933D52M0190	. . SPACER,REAR SEATS & COPILOTS SEAT	2	
	□22K2-048	. . NUT	2	
- 78	□96-534017-7	. . CAP ASSY,LH REAR SEAT METAL	1	1
	□96-534017-8	. . CAP ASSY,RH REAR SEAT METAL	1	1
- 79	□96-534017-11	. . PLATE,REAR SEAT ARMREST	1	1
		/ATTACHING PARTS/		
- 80	AN530-6R	. . SCREW	3	
- 81	□96-534017-21	. . HINGE,REAR SEAT ARMREST	1	1
		/ATTACHING PARTS/		
	AN525-10R	. . SCREW	2	
	□MS20365-1032	. . NUT	2	
- 82	□96-534017-33	. . BRAZE ASSY,ARMREST REAR SEAT LH	1	1
	□96-534017-34	. . BRAZE ASSY,ARMREST REAR SEAT RH	1	1
		/ATTACHING PARTS/		
- 83	□MS171496	. . PIN,ROLL.	1	
	□AN960-616	. . WASHER.	1	
	AN380-3	. . PIN,COTTER.	1	
- 84	□18-534013-77	. . STRAP,SEAT BOTTOM	4	1
- 85	□35-534157	. . SPRING.	2	1
- 86	□96-534013-31	. . ANGLE,SEAT BACK	1	1
		/ATTACHING PARTS/		
	□NAS384-6-10P	. . SCREW	3	
	□NAS384-6-6P	. . SCREW	4	
	NAS391-6	. . WASHER.	7	
	□NAS395-7-1	. . NUT	7	
- 87	50-534318-9	. . PAN,SEAT BACK	1	1
- 88	96-534016-1	. . CUSHION,SEAT BACK	1	2
	□18-534020-3	. . PAD,KIDNEY SEAT BACK.	1	3
- 89	96-534015-5	. . CUSHION,SEAT BOTTOM	1	2
	35-534426-1	. . CUSHION,SEAT BOTTOM AFT LH.	1	3
	35-534426-2	. . CUSHION,SEAT BOTTOM FWD & AFT RH.	1	3
	35-534426-3	. . CUSHION,SEAT BOTTOM FWD LH.	1	3
- 90	□96-534017-25	. . ESCUTCHEON,REAR SEAT ARMREST.	1	1
		/ATTACHING PARTS/		
	NAS384-8	. . SCREW	2	
- 91	18-534013-67	. . COVER,FRONT SEAT CAM MECHANISM.	1	1
		/ATTACHING PARTS/		
	AN530-6	. . SCREW	3	
	NAS384-6	. . SCREW	3	
	□AN227-88	. . STUD.	3	
		/ATTACHING PARTS/		
	96-534020-1 C	HEADREST ASSY	1	1
	96-534020-5	. . HEADREST STRUCTURE ASSY	1	1
- 92	96-534020-3	. . PAN	1	1
- 93	96-534020-11	. . TUBE	1	1
- 94	AN750-6	. . CLIP.	1	1
- 95	□96-534026	. . CUSHION,HEADREST.	1	1

CODE EFFECTIVITY

CODE EFFECTIVITY

1 D-6842 THRU D-8598
3 D-7310 THRU D-8598

2 D-6842 THRU D-7309

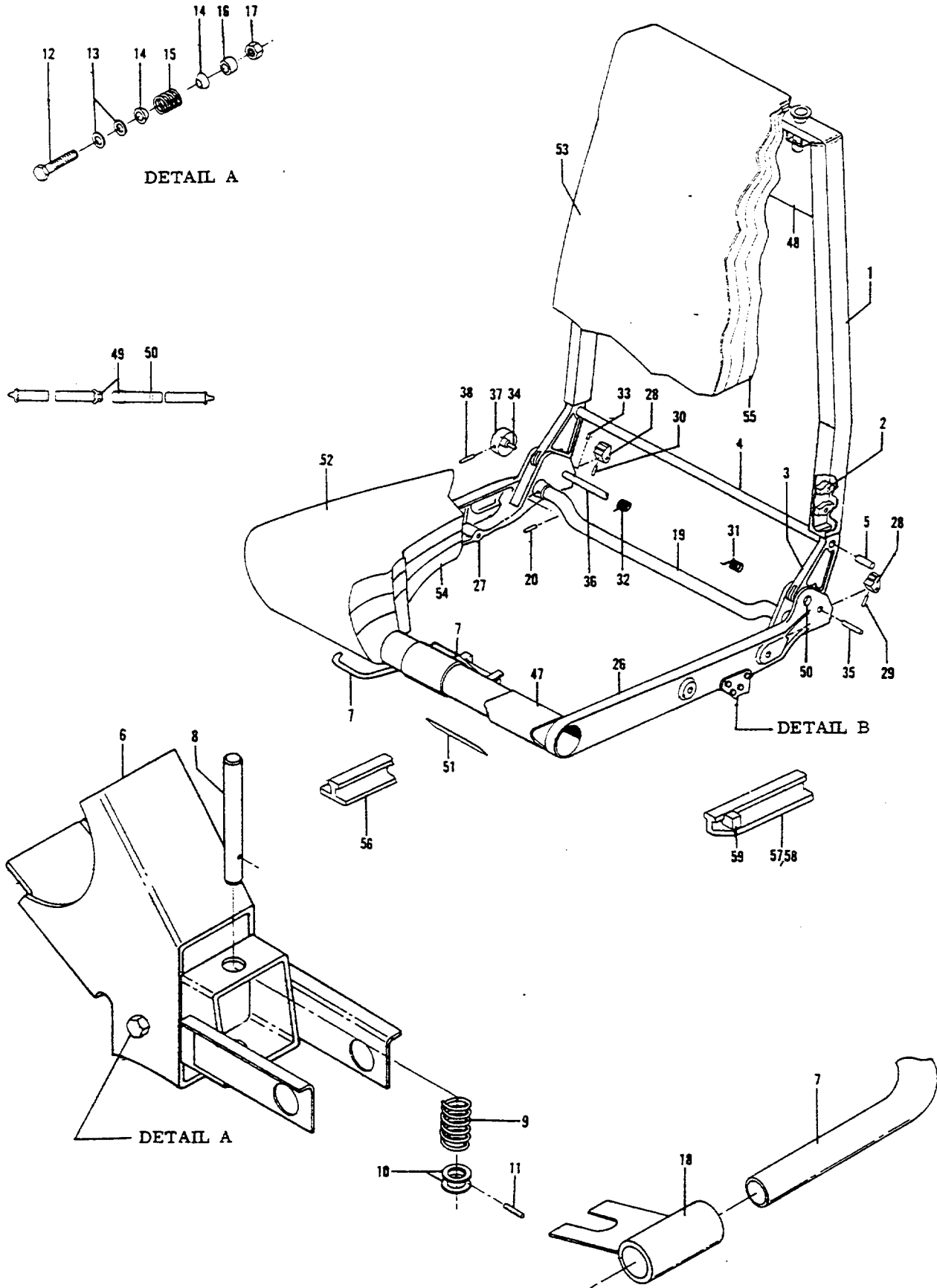


Figure 14D. Pilots And Copilots Seats (Sheet 1 of 2 Sheets) (D-8599 And After)

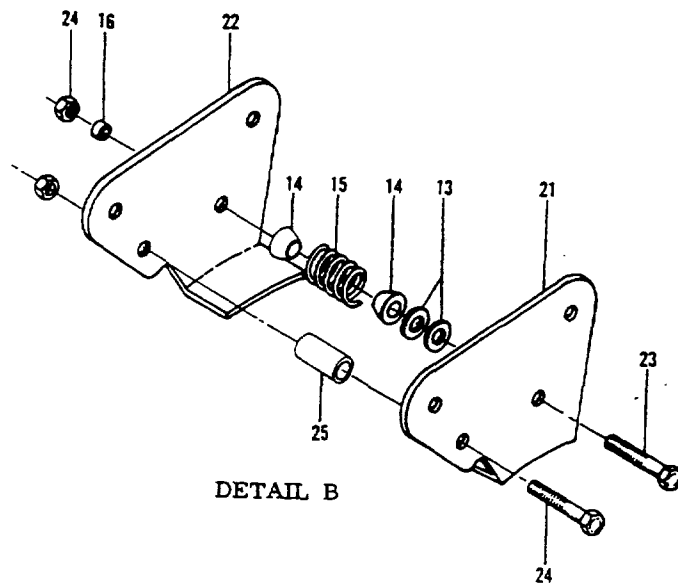
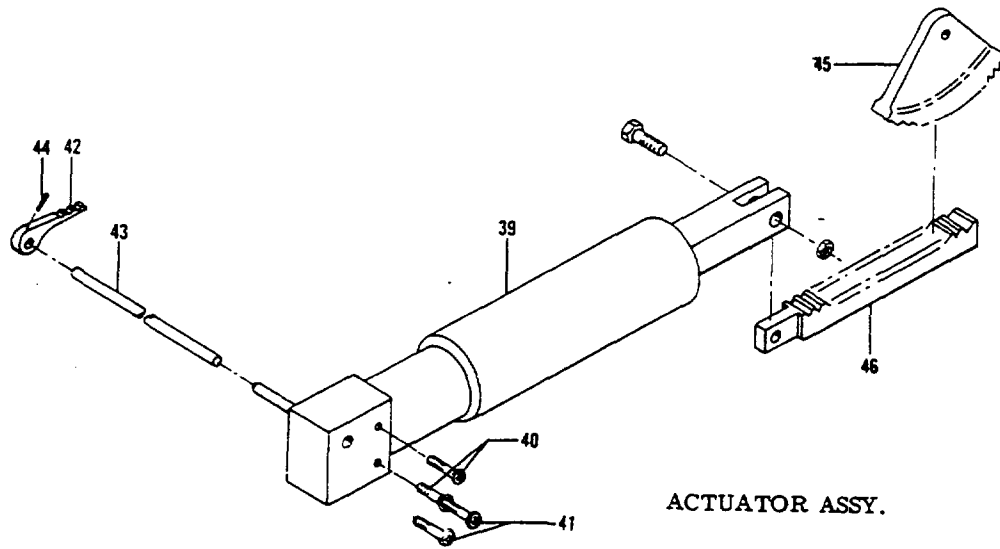


Figure 14D. Pilots And Copilots Seats (Sheet 2 of 2 Sheets) (D-8599 And After)

FIG. & INDEX NO.	PART NO.	DESCRIPTION	UNITS PER ASSY	USABLE ON CODE
140-	96-534071-1	SEATING INSTL,PILOT & COPILOT	NP	1
	96-534072-1	. CHAIR ASSY,PILOTS UPHOLSTERED	1	1
	96-534072-3	. CHAIR ASSY,COPILOTS UPHOLSTERED	1	1
	96-534073-1	. . . FRAME ASSY,PILOTS CHAIR /CAM ADJUSTING/ . . .	1	1
	96-534073-3	. . . FRAME ASSY,COPILOTS CHAIR /RECLINING/ . . .	1	1
	60-530042-15	. . . SEAT BACK ASSY,PILOTS	1	1
	60-530042	. . . SEAT BACK ASSY,COPILOTS	1	1
		/ATTACHING PARTS/		
	NAS221-21	. . . SCREW	2	
	100951X032WF	. . . WASHER /NEXT TO SCREW HEAD/	2	
	102933D4ZM0190	. . . SPACER.	2	
	AN960-10L	. . . WASHER.	2	
	22K2-02	. . . CAP NUT	2	
- 1	60-530042-1 WELD ASSY,CHAIR BACK.	1	1
- 2	60-530042-13 SPACER.	1	1
- 3	60-530040-1 ADAPTER	2	1
		/ATTACHING PARTS/		
	AN525-10R22 SCREW	2	
	AN525-10R14 SCREW	2	
	AN960-10 WASHER.	4	
	MS20364-1032 NUT	4	
- 4	130010 MOULDING,HEADREST GUIDE	2	1
	60-530042-9 TUBE.	1	1
		/ATTACHING PARTS/		
- 5	MS171684 PIN	2	
- 6	96-534073-7 FRAME ASSY,CHAIR BOTTOM	1	1
- 7	96-534073-11 WELD ASSY,FRONT LEG	1	1
- 8	96-534073-13 HANDLE.	1	2
- 9	96-534073-51 HANDLE ASSY	1	3
- 10	36-530025-15 PIN	1	2
- 11	100943ZS027G SPRING.	1	1
- 12	AN960-416L WASHER.	2	1
- 13	1/16 X 1/2 PIN,DRIVELOK /TYPE E/	1	1
- 14	AN3-14A/M/ BOLT.	3	1
- 15	AN960-10L WASHER.	6	1
- 16	118641 ROLLER.	6	1
- 17	100943ZA016J SPRING.	3	1
- 18	102933D4ZJ0190 SPACER.	3	1
- 19	MS20365-1032 NUT	3	1
- 20	60-530013-11 WELD ASSY	1	1
		/ATTACHING PARTS/		
	MS171498 ROLL PIN.	2	
- 21	36-530025-27 TUBE,SUPPORT.	1	1
		/ATTACHING PARTS/		
- 22	MS171564 ROLL PIN.	2	
- 23	36-530025-13 FOOT.	2	1
- 24	36-530025-14 FOOT.	2	1
		/ATTACHING PARTS/		
- 25	AN3-14A/M/ BOLT.	2	
- 26	AN960-10L WASHER.	2	
- 27	MS20365-1032 NUT	2	
- 28	AN3-14A/M/ BOLT.	2	1
- 29	102933D4ZJ1000 SPACER.	2	1
- 30	AN960-10L WASHER.	2	1
- 31	MS20365-1032 NUT	2	1
- 32	60-530039-1 FRAME,LH SIDE	1	1
- 33	60-530039-2 FRAME,RH SIDE	1	1
- 34	96-534073-9 SUPPORT INSTL,PILOTS SEAT BACK.	NP	1
- 35	60-530043 CAM,PILOTS CHAIR.	2	1

FIG. & INDEX NO.	PART NO.	DESCRIPTION	UNITS PER ASSY	USABLE ON CODE
		1 2 3 4 5 6 7		
140- 29	MS171534 ROLL PIN,LH	1	1
- 30	MS171539 ROLL PIN,RH	1	1
- 31	60-530046-1 SPRING,LH TORSION	1	1
- 32	60-530046-2 SPRING,RH TORSION	1	1
- 33	MS171499 ROLL PIN,SPRING RETAINING	2	1
- 34	60-530044 PIN,SEAT BACK KNOB.	1	1
- 35	60-530045 PIN,SEAT BACK LH.	1	1
- 36	60-530013-41 TUBE,PILOTS CHAIR	1	2
- 37	60-530047 KNOB,PILOTS CHAIR	1	1
		/ATTACHING PARTS/		
- 38	MS171507 ROLL PIN.	1	
- 39	60-530051-3 ACTUATOR ASSY,COPILOTS CHAIR.	1	1
		/ATTACHING PARTS/		
- 40	NAS221-19 SCREW	2	
- 41	NAS221-8 SCREW	2	
	AN960-10L WASHER.	6	
	MS20365-1032 NUT	4	
- 42	60-530052-1 HANDLE,COPILOTS CHAIR	1	1
- 43	96-534073-31 TUBE.	1	1
- 44	MS171498 ROLL PIN /HANDLE & TUBE ATTACHING/.	1	1
- 45	60-530041-1 GEAR,COPILOT CHAIR.	1	1
- 46	60-530054-1 GEAR RACK ASSY,COPILOT CHAIR.	1	1
		/ATTACHING PARTS/		
	AN4-7A/M/ BOLT.	1	
	MS20365-428 NUT	1	
- 47	36-530023-17 EXTENSION	1	1
- 48	96-534070-17 PAN	1	1
	130498C19-39 SEAT BELT ASSY.	1	1
- 49	CS4000W/265-4 BUCKLE ASSY	1	1
	50-534733-1 PLACARD	1	1
- 50	D611A TIP	1	1
- 51	130569 PLATE,SEAT IDENTIFICATION	1	1
		/ATTACHING PARTS/		
	AN530-4R4 SCREW	2	
- 52	96-534072-15 COVER ASSY.	1	1
- 53	96-534072-11 BACK COVER ASSY	1	1
		/ATTACHING PARTS/		
	NAS384-6-6P SCREW	2	
	NAS391-6P WASHER.	2	
1 54	NO NUMBER CUSHION ASSY,SEAT BOTTOM.	NP	1
- 55	NO NUMBER CUSHION ASSY,SEAT BACK.	NP	1
- 56	95-420017-5	TRACK,CENTER SEAT	2	1
- 57	95-420017-19	TRACK,INBOARD SEAT /SUPERSEDES 95-420017-17/.	2	1
- 58	95-420017-19	TRACK,OUTBOARD SEAT	2	1
- 59	414-180657-3	STOP,SEAT TRACK	16	1
		/ATTACHING PARTS/		
	NAS221-21	SCREW	8	
	MS20365-1032	NUT /SUPERSEDES AN365-1032/	8	
	96-534077-7	SEAT COVER /GREEN TENT CLOTH/	AR	
	96-534077-9	BACK COVER /GREEN TENT CLOTH/	AR	

CODE EFFECTIVITY

1 D-8599 AND AFTER 2 D-8599 THRU D-8871
 3 D-8872 AND AFTER

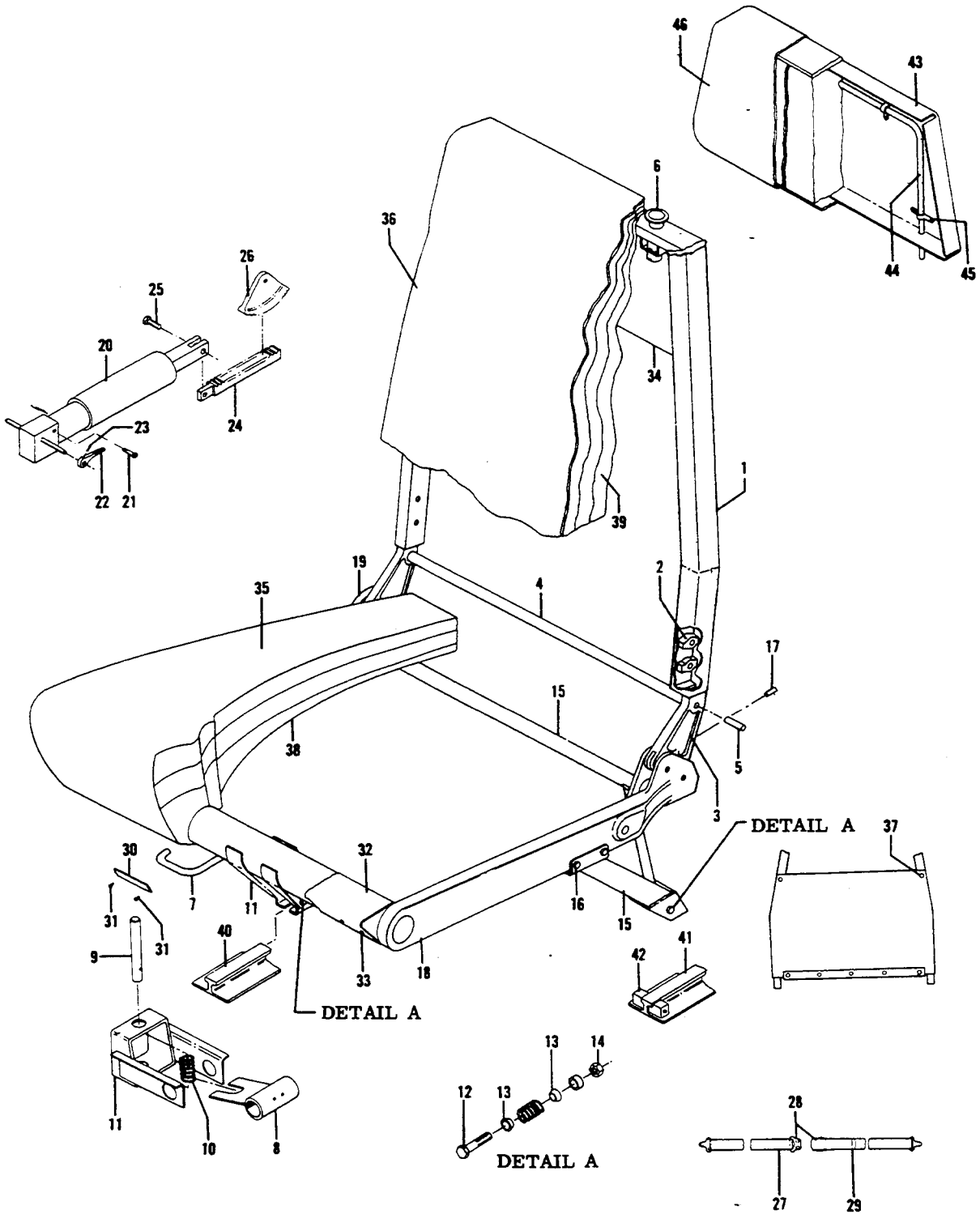


Figure 14E. Rear Seats (D-8599 And After)

FIG. & INDEX NO.	PART NO.	1	2	3	4	5	6	7	DESCRIPTION	UNITS PER ASSY	USABLE CN CODE
14E-	96-534071-1								SEATING INSTALLATION, PASSENGER	NP	1
	96-534072-5								. UPHOLSTERED CHAIR ASSY, PASSENGER LH	1	1
	96-534072-7								. UPHOLSTERED CHAIR ASSY, PASSENGER RH	1	1
	96-534074-1								. . FRAME ASSY, PASSENGER CHAIR LH	1	1
	96-534074-3								. . FRAME ASSY, PASSENGER CHAIR RH	1	1
	60-530042-15								. . . SEAT BACK ASSY, PASSENGER CHAIR LH	1	1
	60-530042								. . . SEAT BACK ASSY, PASSENGER CHAIR RH	1	1
									/ATTACHING PARTS/		
	□NAS221-21								. . . BOLT, ATTACHES SEAT RACK AND SEAT BELT	2	
	100951X032WF								. . . WASHER	2	
	10293304ZMC190								. . . SPACER	2	
	□AN960-10L								. . . WASHER	2	
	□22K2-02								. . . NUT	2	
- 1	60-530042-1								. . . WELD ASSY, CHAIR BACK	1	1
- 2	60-530042-13								. . . SPACER	1	1
- 3	60-530040-1								. . . ADAPTER	2	1
									/ATTACHING PARTS/		
	□AN525-10R14								. . . SCREW	2	
	AN525-10R22								. . . SCREW	2	
	□AN960-10								. . . WASHER	4	
	□MS20364-1032								. . . NUT	4	
- 4	60-530042-9								. . . TUBE	1	1
									/ATTACHING PARTS/		
- 5	MS171684								. . . PIN	2	
- 6	□130010								. . . MOULDING	2	1
- 7	96-534074-23								. . . HANDLE, LH PASSENGER CHAIR	1	1
	96-534074-19								. . . HANDLE, RH PASSENGER CHAIR	1	1
- 8	60-530013-11								. . . WELD ASSY	1	1
									/ATTACHING PARTS/		
	□MS171498								. . . ROLL PIN	2	
- 9	96-534074-11								. . . FRAME ASSY, SEAT BOTTOM	1	1
- 10	36-530025-15								. . . PIN	1	1
	100943ZS027G								. . . SPRING	1	1
	1/16 X 1/2 PIN								. . . ROLL PIN /TYPE E/	1	1
- 11	□AN960-416L								. . . WASHER	2	1
- 12	96-534073-15								. . . WELD ASSY, FRONT LEG	1	1
	□AN3-14A								. . . BOLT	3	1
	□AN960-10L								. . . WASHER	6	1
- 13	□118641								. . . ROLLER	6	1
	□100943ZA016J								. . . SPRING	3	1
	10293304ZJ0190								. . . SPACER	3	1
- 14	□MS20365-1032								. . . NUT	3	1
- 15	96-534074-21								. . . WELD ASSY, REAR LEG	1	1
									/ATTACHING PARTS/		
- 16	□AN3-14A/M/								. . . BOLT	4	
	□AN960-10L								. . . WASHER	4	
	□MS20365-1032								. . . NUT	4	
- 17	□MS171534								. . . ROLL PIN	2	
- 18	60-530039-1								. . . SIDE FRAME, LH	1	1
- 19	60-530039-2								. . . SIDE FRAME, RH	1	1
- 20	60-530051-1								. . . ACTUATOR	1	1
									/ATTACHING PARTS/		
- 21	NAS221-30								. . . SCREW	2	
	□AN960-10L								. . . WASHER	2	
	□MS20365-1032								. . . NUT	2	
- 22	60-530052								. . . HANDLE	1	1
									/ATTACHING PARTS/		
- 23	□MS171498								. . . ROLL PIN	1	

MODEL 35 PARTS CATALOG



FIG. & INDEX NO.	PART NO.	1	2	3	4	5	6	7	DESCRIPTION	UNITS PER ASSY	USABLE ON CODE
14E- 24	60-530054-1	GEAR RACK ASSY, SEAT BACK ADJUSTMENT /ATTACHING PARTS/	1	1
- 25	□AN4-7A/M/ □MS20365-428	BOLT. NUT	1 1	
- 26	60-530041-1	GEAR.	1	1
- 27	130498C19-39	SEAT BELT, PASSENGER CHAIR	1	1
- 28	CS4000W/265-4 50-534733-1	BUCKLE ASSY PLACARD	1 1	1 1
- 29	□D611A	TIP	1	1
- 30	130569	PLATE, IDENTIFICATION /ATTACHING PARTS/	1	1
- 31	AN530-4R4	SCREW	2	
- 32	36-530023-17	EXTENSION /ATTACHING PARTS/	1	1
- 33	AN530-6R5	SCREW	10	
- 34	96-534072-17	PAN, CHAIR BACK.	1	1
- 35	96-534072-15	SEAT COVER ASSY	1	1
- 36	96-534072-11	BACK COVER ASSY /ATTACHING PARTS/	1	1
- 37	□NAS384-6-6P □NAS391-6P	SCREW WASHER.	2 2	
- 38	NO NUMBER	CUSHION ASSY, SEAT BOTTOM.	NP	1
- 39	NO NUMBER	CUSHION ASSY, SEAT BACK.	NP	1
- 40	95-420016-39	TRACK ASSY, PASSENGER SEAT FRONT LEGS.	2	1
- 41	95-420015-145	TRACK ASSY, PASSENGER SEAT REAR LEGS	4	1
- 42	□414-180657-3 □NAS221-21 □MS20365-1032	STOP, SEAT TRACK SCREW NUT/SUPERSEDES AN365-1032/	16 8 8	1
	96-534077-7	COVER, SEAT PROTECTIVE /GREEN TENT CLOTH/.	AR	1
	96-534077-9	COVER, BACK PROTECTIVE /GREEN TENT CLOTH/.	AR	1
	60-530060-1	HEADREST ASSY	1	1
	60-530060-3	FRAME ASSY.	1	1
- 43	60-530060-5	FRAME	1	1
- 44	60-530060-7	SUPPORT	1	1
- 45	750-6 □AN515-8R5 □MS20365-832	CLAMP SCREW NUT	4 2 2	1 1 1
- 46	60-530060-9	COVER ASSY.	1	1

CODE EFFECTIVITY

1 D-8599 AND AFTER

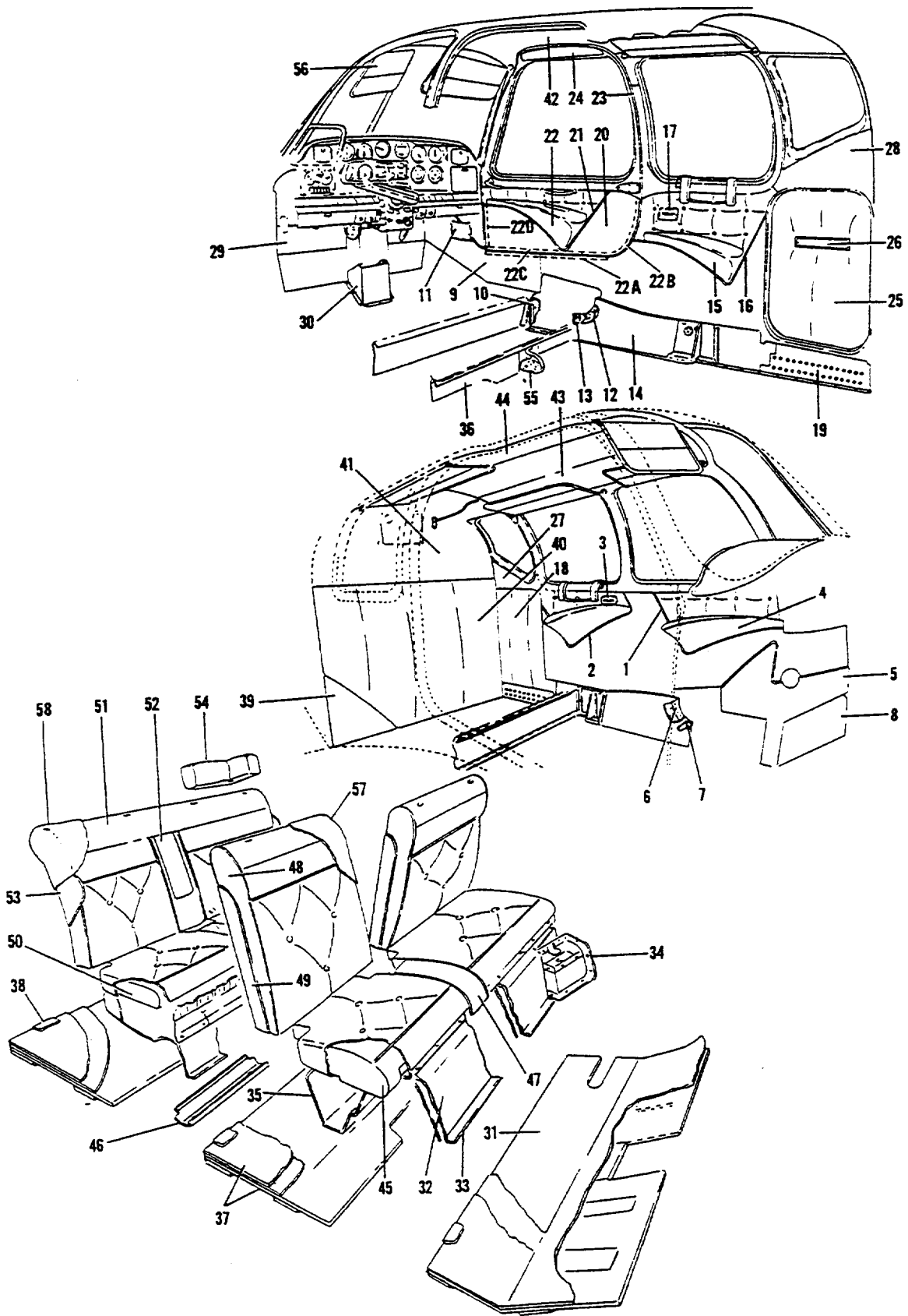


Figure 15. Cabin Upholstery and Soundproofing (D-4866 thru D-6841)

MODEL 35 PARTS CATALOG

FIG. & INDEX NO.	PART NO.	DESCRIPTION	UNITS PER ASSY	USABLE ON CODE
		1 2 3 4 5 6 7		
15	35-534305	UPHOLSTERY & SOUNDPROOFING INSTL./STANDARD/ . . .	NP	1
	35-534306	UPHOLSTERY & SOUNDPROOFING INSTL./STANDARD/ . . .	NP	2
	35-534307	UPHOLSTERY & SOUNDPROOFING INSTL./STANDARD/ . . .	NP	3
	35-534308	UPHOLSTERY & SOUNDPROOFING INSTL./STANDARD/ . . .	NP	4
	35-534309-1	UPHOLSTERY & SOUNDPROOFING INSTL./STANDARD/ . . .	NP	5
	35-534305-1	UPHOLSTERY & SOUNDPROOFING INSTL. /STANDARD WITH AIR CONDITIONER/	NP	1
	35-534306-1	UPHOLSTERY & SOUNDPROOFING INSTL. /STANDARD WITH AIR CONDITIONER/	NP	2
	35-534307-1	UPHOLSTERY & SOUNDPROOFING INSTL. /STANDARD WITH AIR CONDITIONER/	NP	3
	35-534308-1	UPHOLSTERY & SOUNDPROOFING INSTL. /STANDARD WITH AIR CONDITIONER/	NP	4
	35-534309-3	UPHOLSTERY & SOUNDPROOFING INSTL.	NP	5
	35-534305-3	UPHOLSTERY & SOUNDPROOFING INSTL. /WITH FIFTH PASSENGER SEAT/	NP	1
	35-534306-3	UPHOLSTERY & SOUNDPROOFING INSTL. /WITH SUPER SOUNDPROOFING/	NP	2
	35-534307-3	UPHOLSTERY & SOUNDPROOFING INSTL. /WITH SUPER SOUNDPROOFING/	NP	3
	35-534308-3	UPHOLSTERY & SOUNDPROOFING INSTL. /WITH SUPER SOUNDPROOFING/	NP	4
	35-534310	UPHOLSTERY & SOUNDPROOFING INSTL. /WITH SUPER SOUNDPROOFING/	NP	5
	35-534305-5	UPHOLSTERY & SOUNDPROOFING INSTL. /WITH SUPER SOUNDPROOFING & AIR CONDITIONER/	NP	1
	35-534306-5	UPHOLSTERY & SOUNDPROOFING INSTL. /WITH SUPER SOUNDPROOFING & AIR CONDITIONER/	NP	2
	35-534307-5	UPHOLSTERY & SOUNDPROOFING INSTL. /WITH SUPER SOUNDPROOFING & AIR CONDITIONER/	NP	3
	35-534308-5	UPHOLSTERY & SOUNDPROOFING INSTL. /WITH SUPER SOUNDPROOFING & AIR CONDITIONER/	NP	4
	35-534310-3	. KIT,SUPER SOUNDPROOFING	1	5
	35-534305-15	. PANEL ASSY,LH	1	1
	35-534306-7	. PANEL ASSY,LH	1	2
	35-534307-15	. PANEL ASSY,LH	1	7
	35-534307-65	. PANEL ASSY,LH	1	8
	35-534306-15	. PANEL ASSY,LH	1	4
	35-534309-67	. PANEL ASSY,LH /ATTACHING PARTS/	1	5
	□NAS384-6-8P NO NUMBER	. SCREW WASHER,/#6 COUNTERSINK FINISH/.	20 20	
- 1	□35-534364-1	. . . MOULDING ASSY,FWD LH.	1	9
	35-534387-1	. . . MOULDING ASSY,FWD LOWER LH.	1	10
	35-534388-3	. . . MOULDING ASSY,FWD UPPER LH.	1	10
- 2	□35-534364-3	. . . MOULDING ASSY,AFT LH.	1	11
	35-534364-13	. . . MOULDING ASSY,AFT LH.	1	3
	35-534387-3	. . . MOULDING ASSY,AFT LOWER LH.	1	4
	35-534388-1	. . . MOULDING ASSY,AFT UPPER LH.	1	4
	35-534388-37	. . . MOULDING ASSY,LH.	1	5
- 3	35-534242	. . . RECEIVER ASSY,AFT ASH	1	9
	35-534242	. . . RECEIVER ASSY,FWD ASH	1	8
- 4	35-534359-1	. . . ARMREST,FORMED LH	2	11
	35-534243	. . . ARMREST INSTL,FORM /SEE FIG. 16/.	NP	12
- 5	35-534305-11	. . . PANEL,FWD LH.	1	1
	35-534306-29	. . . PANEL,FWD LH.	1	2
	35-534307-19	. . . PANEL,FWD LH.	1	3
	35-534308-19	. . . PANEL,FWD LH.	1	4
	35-534309-7	. . . PANEL,FWD LH.	1	5
- 6	35-534201-2	. . . ANGLE ASSY,UPPER LH	1	
- 7	35-534202-2	. . . ANGLE ASSY,LOWER LH	1	
	□35-534382	. . . INSIGNIA	2	12
- 8	35-534305-57	. . . PANEL ASSY,INSPECTION	1	11
	35-534306-19	. . . PANEL ASSY,INSPECTION	1	3
	35-534308-29	. . . PANEL ASSY,INSPECTION	1	4
	35-534309-73	. . . PANEL ASSY,INSPECTION /ATTACHING PARTS/	1	5
	□NAS384-6-8P NO NUMBER	. SCREW WASHER,/#6 COUNTERSINK FINISH/.	3 3	

MODEL 35 PARTS CATALOG

FIG. & INDEX NO.	PART NO.	DESCRIPTION	UNITS PER ASSY	USABLE ON CODE
15	35-534305-59	. . PANEL,INSPECTION.	1	9
	35-534306-21	. . PANEL,INSPECTION.	1	10
	35-534305-25	. . PANEL ASSY,FWD RH	1	11
	35-534307-33	. . PANEL ASSY,FWD RH	1	3
	35-534308-33	. . PANEL ASSY,FWD RH	1	4
	35-534309-55	. . PANEL ASSY,FWD RH	1	5
	□NAS384-6-8P	/ATTACHING PARTS/		
	NO NUMBER	. . SCREW	15	
		. . WASHER,/#6 COUNTERSINK FINISH/.	15	
- 9	35-534305-23	. . PANEL,FWD RH.	1	11
	35-534307-31	. . PANEL,FWD RH.	1	12
	35-534309-53	. . PANEL,FWD RH.	1	5
- 10	35-534300-112	. . BRACKET	1	
- 11	35-534300-238	. . FRAME,PLACARD	1	
	□AN515-6R6	/ATTACHING PARTS/		
	AN507-632-6	. . SCREW	2	
	□AN960-6	. . SCREW	1	
	□AN365-632	. . WASHER.	3	
		. . NUT	3	
	35-534305-21	. . PANEL ASSY,AFT RH	1	1
	35-534306-11	. . PANEL ASSY,AFT RH	1	2
	35-534307-9	. . PANEL ASSY,AFT RH	1	3
	35-534308-9	. . PANEL ASSY,AFT RH	1	4
	35-534309-51	. . PANEL ASSY,AFT RH	1	5
	□NAS384-6-8P	/ATTACHING PARTS/		
	NO NUMBER	. . SCREW	14	
		. . WASHER,/#6 COUNTERSINK FINISH/.	14	
- 12	35-534201-3	. . ANGLE ASSY,UPPER RH	1	
- 13	35-534202-3	. . ANGLE ASSY,LOWER RH	1	
- 14	35-534305-19	. . PANEL,AFT RH.	1	11
	35-534307-11	. . PANEL,AFT RH.	1	3
	35-534308-11	. . PANEL,AFT RH.	1	4
	35-534309-49	. . PANEL,AFT RH.	1	5
- 15	35-534359-2	. . ARMREST,FORMED RH	1	11
- 16	□35-534364-4	. . MOULDING ASSY,AFT RH.	1	9
	35-534387-7	. . MOULDING ASSY,AFT LOWER RH.	1	10
	35-534388-7	. . MOULDING ASSY,AFT UPPER RH.	1	4
	35-534388-9	. . MOULDING ASSY,AFT RH.	1	5
- 17	35-534242	. . RECEIVER ASSY,ASH	1	9
	□35-534382	. . INSIGNIA.	1	12
- 18	35-534304-103	. . PANEL ASSY,BAGGAGE LH	1	9
	□NAS384-6-8P	/ATTACHING PARTS/		
	□NAS384-6-10P	. . SCREW	3	
	NO NUMBER	. . SCREW	8	
		. . WASHER,/#6 COUNTERSINK FINISH/.	11	
- 19	35-534304-101	. . PANEL ASSY,BAGGAGE COMPARTMENT LOWER RH	1	11
	35-534307-63	. . PANEL ASSY,BAGGAGE COMPARTMENT LOWER RH	1	12
	95-530002-91	. . PANEL ASSY,REAR SCUFF RH.	1	5
	□NAS384-6-8P	/ATTACHING PARTS/		
	NO NUMBER	. . SCREW	14	13
		. . WASHER,/#6 COUNTERSINK FINISH/.	14	13
	35-534305-27	. . PANEL ASSY,DOOR	1	1
	35-534306-13	. . PANEL ASSY,DOOR	1	2
	35-534307-13	. . PANEL ASSY,DOOR	1	3
	35-534308-13	. . PANEL ASSY,DOOR	1	4
	35-534309-105	. . PANEL ASSY,DOOR	1	5
- 20	35-534305-29	. . PANEL,DOOR.	1	9
	35-534308-35	. . PANEL,DOOR.	1	4
- 21	□35-534364-2	. . MOULDING ASSY,DOOR.	1	9
	35-534387-5	. . MOULDING ASSY,LOWER DOOR.	1	10
	□35-534388-13	. . MOULDING ASSY,UPPER FWD DOOR.	1	4
	35-534388-15	. . MOULDING ASSY,UPPER AFT DOOR.	1	4
- 22	35-534359-2	. . ARMREST,FORMED RH	1	11
	35-534242	. . RECEIVER ASSY,ASH	1	9
	□35-534382	. . INSIGNIA.	1	12

FIG. & INDEX NO.	PART NO.	DESCRIPTION							UNITS PER ASSY	USABLE ON CODE
		1	2	3	4	5	6	7		
15 - 22A	35-534306-31	1	
- 22B	50-534201-35	1	
- 22C	50-534201-37	1	
- 22D	50-534201-39	1	
- 23	35-534305-69	1	13
	35-534309-103	1	5
- 24	35-534304-93	1	9
	35-534308-37	1	4
- 25	35-534304-97	1	11
	35-534307-27	1	3
	35-534308-27	1	4
	35-534309-15	1	5
- 26	35-534315	1	11
	35-534383	1	3
	35-534383-1	1	4
	95-534026	1	5
	AN530-6	2	
	NAS466-2	2	
		-----*								
	35-534388-11	1	10
	35-534307-51	1	10
- 27	35-534304-113	1	11
	35-534307-37	1	12
	35-534304-111	1	11
	35-534307-35	1	12
- 28	35-534304-53	1	11
	35-534307-41	1	12
	35-534304-75	1	11
	35-534307-39	1	12
- 29	35-534304-131	1	13
	35-534309-5	1	5
	35-534304-129	1	13
	35-534309-9	1	5
- 30	35-534296	1	11
	35-534296-15	1	12
	35-534305-43	1	
	35-534305-630	1	1
	35-534305-631	1	1
- 31	35-534305-7	NP	1
	35-534306-607	1	14
	35-534306-608	1	14
	35-534306-27	NP	14
	35-534309-153	1	5
	35-534309-115	1	5
		/ATTACHING PARTS/								
	AN227-6	20	
	AN227-7	20	
		-----*								
	35-410451-601	1	1
		/SPARE ASSY,SEE ADDENDUM/								
	35-410451-602	1	2
		/SPARE ASSY,SEE ADDENDUM/								
- 32	35-410451	NP	11
	35-410451-33	NP	15
- 33	35-410421	1	
- 34	35-410253	1	11
		/ATTACHING PARTS/								
	NAS384-6-8P	6	
		-----*								
- 35	35-534295-1	1	13
	35-534295-2	1	13
	33-534015	1	5
- 36	35-534304-125	1	13
	35-534305-632	1	
	35-534305-633	1	
- 37	35-534305-39	NP	
		/ATTACHING PARTS/								
	AN227-6	14	
	AN227-7	14	
		-----*								

MODEL 35 PARTS CATALOG

FIG. & INDEX NO.	PART NO.	DESCRIPTION							UNITS PER ASSY	USABLE ON CODE
		1	2	3	4	5	6	7		
15 - 38	35-534305-31	•	•	•	•	•	•	•	1	13
	95-530002-53	•	•	•	•	•	•	•	1	5
- 39	35-534304-33	•	•	•	•	•	•	•	1	13
	35-534304-99	•	•	•	•	•	•	•	1	11
- 40	35-534307-57	•	•	•	•	•	•	•	1	12
	35-534304-95	•	•	•	•	•	•	•	1	13
		/USE 2 WITH SUPER SOUNDPROOFING/								
	35-534309-143	•	•	•	•	•	•	•	1	5
	35-534304-143	•	•	•	•	•	•	•	1	13
	35-534307-67	•	•	•	•	•	•	•	1	12
- 41	35-534304-57	•	•	•	•	•	•	•	1	13
	35-534309-149	•	•	•	•	•	•	•	1	5
	35-534300-308	•	•	•	•	•	•	•	1	5
	35-534305-33	•	•	•	•	•	•	•	1	13
- 42	35-534304-11	•	•	•	•	•	•	•	1	11
	35-534305-63	•	•	•	•	•	•	•	1	12
	35-534304-73	•	•	•	•	•	•	•	1	11
- 43	35-534305-35	•	•	•	•	•	•	•	1	13
- 44	35-534305-37	•	•	•	•	•	•	•	1	13
		/ATTACHING PARTS/								
	21195	•	•	•	•	•	•	•	30	
	35-534035-51	•	•	•	•	•	•	•	1	13
	35-534305-49	•	•	•	•	•	•	•	1	13
	35-534394-3	•	•	•	•	•	•	•	1	3
	35-534394-5	•	•	•	•	•	•	•	1	5
	35-534394-11	•	•	•	•	•	•	•	1	5
	35-534394-37	•	•	•	•	•	•	•	1	5
	35-534394-41	•	•	•	•	•	•	•	1	5
	35-534394-35	•	•	•	•	•	•	•	1	
	35-534394-29	•	•	•	•	•	•	•	1	5
	35-534305-47	•	•	•	•	•	•	•	2	1
	35-534306-17	•	•	•	•	•	•	•	2	2
	35-534307-23	•	•	•	•	•	•	•	2	3
	35-534308-23	•	•	•	•	•	•	•	2	4
	35-534309-57	•	•	•	•	•	•	•	2	5
- 45	35-380014	•	•	•	•	•	•	•	1	11
	35-534307-43	•	•	•	•	•	•	•	1	12
	35-534309-95	•	•	•	•	•	•	•	1	5
- 46	35-534374	•	•	•	•	•	•	•	1	
- 47	35-534372	•	•	•	•	•	•	•	1	
	35-534305-45	•	•	•	•	•	•	•	2	1
	35-534306-15	•	•	•	•	•	•	•	2	2
	35-534307-21	•	•	•	•	•	•	•	2	3
	35-534308-21	•	•	•	•	•	•	•	2	4
	35-534309-27	•	•	•	•	•	•	•	2	5
- 48	35-380013	•	•	•	•	•	•	•	1	11
	35-534307-45	•	•	•	•	•	•	•	1	12
	35-534309-97	•	•	•	•	•	•	•	1	5
- 49	35-534304-49	•	•	•	•	•	•	•	2	11
	35-534304-149	•	•	•	•	•	•	•	2	12
	95-534028-601	•	•	•	•	•	•	•	1	5
	95-534028-11	•	•	•	•	•	•	•	NP	5
	95-534028-7	•	•	•	•	•	•	•	1	5
	95-534028-8	•	•	•	•	•	•	•	1	5
	35-534305-17	•	•	•	•	•	•	•	1	1
	35-534306-9	•	•	•	•	•	•	•	1	2
	35-534307-7	•	•	•	•	•	•	•	2	3
	35-534308-7	•	•	•	•	•	•	•	2	4
	35-534309-43	•	•	•	•	•	•	•	2	5
- 50	35-380016	•	•	•	•	•	•	•	1	11
	35-534307-49	•	•	•	•	•	•	•	1	12
	35-534309-47	•	•	•	•	•	•	•	1	5
	35-534067	•	•	•	•	•	•	•	1	13
	95-530002-73	•	•	•	•	•	•	•	1	5
		/ATTACHING PARTS/								
	AN227-8	•	•	•	•	•	•	•	10	13
	AN227-9	•	•	•	•	•	•	•	10	13
		-----*								
	35-534067-2	•	•	•	•	•	•	•	1	13
	95-534020-1	•	•	•	•	•	•	•	1	5

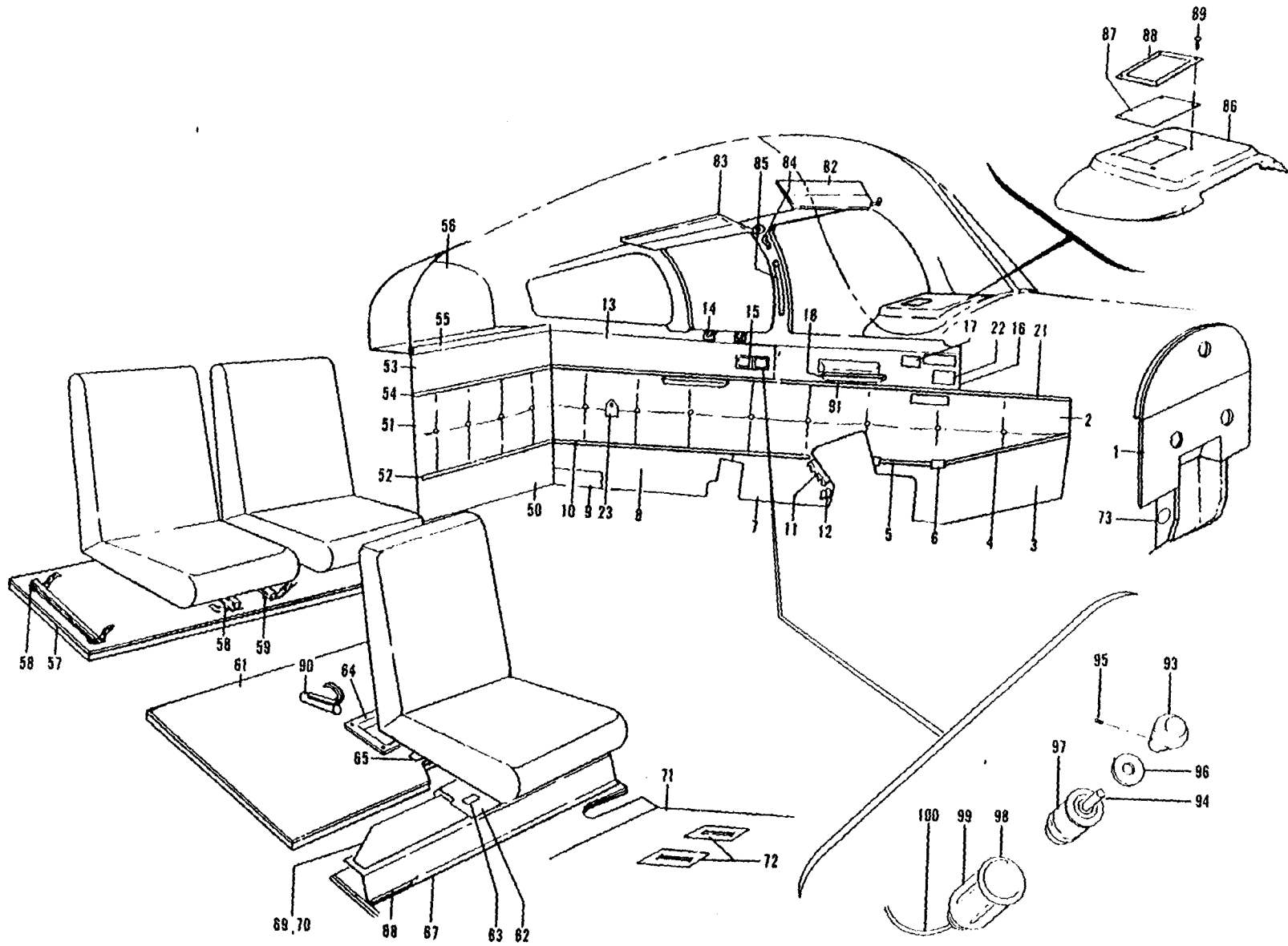
FIG. & INDEX NO.	PART NO.	DESCRIPTION							UNITS PER ASSY	USABLE ON CODE		
		1	2	3	4	5	6	7				
15	35-534305-53	• SEAT ASSY, BACK AFT.	•	•	•	•	•	•	•	1	1	
	35-534306-25	• SEAT ASSY, BACK AFT.	•	•	•	•	•	•	•	1	2	
	35-534307-17	• SEAT ASSY, BACK AFT LH.	•	•	•	•	•	•	•	1	3	
	35-534308-17	• SEAT ASSY, BACK AFT LH.	•	•	•	•	•	•	•	1	4	
	35-534309-61	• SEAT ASSY, BACK AFT LH.	•	•	•	•	•	•	•	1	5	
	35-534307-18	• SEAT ASSY, BACK AFT RH.	•	•	•	•	•	•	•	1	3	
	35-534308-18	• SEAT ASSY, BACK AFT RH.	•	•	•	•	•	•	•	1	4	
	35-534309-62	• SEAT ASSY, BACK AFT RH.	•	•	•	•	•	•	•	1	5	
	- 51	35-380015	• CUSHION, BACK AFT SEAT.	•	•	•	•	•	•	•	1	11
		35-534307-47	• CUSHION, BACK AFT SEAT LH.	•	•	•	•	•	•	•	1	12
		35-534309-111	• CUSHION, BACK AFT SEAT LH.	•	•	•	•	•	•	•	1	5
			/MAKE FR 35-534307-47/									
		35-534307-48	• CUSHION, BACK AFT SEAT RH.	•	•	•	•	•	•	•	1	12
		35-534309-112	• CUSHION, BACK AFT SEAT RH.	•	•	•	•	•	•	•	1	5
			/MAKE FR 35-534307-48/									
	- 52	35-534371	• REST ASSY, AFT SEAT ARM.	•	•	•	•	•	•	•	1	11
	- 53	35-534304-117	• PANEL ASSY, AFT SEAT LH.	•	•	•	•	•	•	•	1	11
		35-534304-118	• PANEL ASSY, AFT SEAT RH.	•	•	•	•	•	•	•	1	11
		□35-534304-642	• HEADREST ASSY, LH /SPARE ASSY/	•	•	•	•	•	•	•	1	9
- 54	35-534304-127	• HEADREST ASSY, LH.	•	•	•	•	•	•	•	NP	9	
	35-534308-39	• HEADREST ASSY, LH.	•	•	•	•	•	•	•	1	4	
	□35-534304-643	• HEADREST ASSY, RH /SPARE ASSY/	•	•	•	•	•	•	•	1	9	
	35-534304-128	• HEADREST ASSY, RH.	•	•	•	•	•	•	•	NP	9	
- 55	□35-534052	• BOOT ASSY, LANDING GEAR HANDCRANK.	•	•	•	•	•	•	•	1		
- 56	□35-534304-139	• VISOR ASSY, SUN LH.	•	•	•	•	•	•	•	1	9	
	35-534308-45	• VISOR ASSY, SUN LH.	•	•	•	•	•	•	•	1	4	
	35-534308-45	• VISOR ASSY, SUN.	•	•	•	•	•	•	•	2	5	
	□35-534304-141	• VISOR ASSY, SUN RH /OPTIONAL/.	•	•	•	•	•	•	•	1	9	
	35-534308-43	• VISOR ASSY, SUN RH.	•	•	•	•	•	•	•	1	4	
	□35-534304-625	MAT, FRONT FLOORBOARD RUBBER /SPARE ASSY/.	•	•	•	•	•	•	•	1		
	35-534304-627	MAT, FRONT FLOORBOARD RUBBER /SPARE ASSY/.	•	•	•	•	•	•	•	1		
	□35-534304-628	MAT, BAGGAGE COMPARTMENT RUBBER /SPARE ASSY/.	•	•	•	•	•	•	•	1		
	35-534381	COVER ASSY, SEAT /OPTIONAL/.	•	•	•	•	•	•	•	1	12	
		/USED ON FOUR PLACE AIRPLANE/										
- 57	35-534381-1	• COVER, FRONT SEAT.	•	•	•	•	•	•	•	2	12	
- 58	35-534381-5	• COVER, REAR SEAT.	•	•	•	•	•	•	•	1	12	
	35-534381-9	COVER ASSY, SEAT /OPTIONAL/.	•	•	•	•	•	•	•	1	12	
		/USED ON FIVE PLACE AIRPLANE/										
	35-534381-1	• COVER, FRONT SEAT.	•	•	•	•	•	•	•	REF	12	
	35-534381-11	• COVER, REAR SEAT.	•	•	•	•	•	•	•	1	12	
	35-534381-13	• COVER, JUMP SEAT.	•	•	•	•	•	•	•	1	12	

CODE EFFECTIVITY

1	D-4866 THRU D-5330
3	D-5726 THRU D-6161
5	D-6562 THRU D-6841
7	D-5669 THRU D-5725
9	D-4866 THRU D-6161
11	D-4866 THRU D-5725
13	D-4866 THRU D-6561
15	D-5726 THRU D-6841

CODE EFFECTIVITY

2	D-5331 THRU D-5725
4	D-6162 THRU D-6561
6	D-6842 AND AFTER
8	D-5896 THRU D6161, EXCEPT D-5903 THRU D-5906
10	D-6162 THRU D-6841
12	D-5726 THRU D-6561
14	D-5331 THRU D-6561



MODEL 35 PARTS CATALOG

Figure 15A. Cabin Upholstery And Soundproofing (D-6842 Thru D-7309) (Sheet 1 of 2 Sheets)



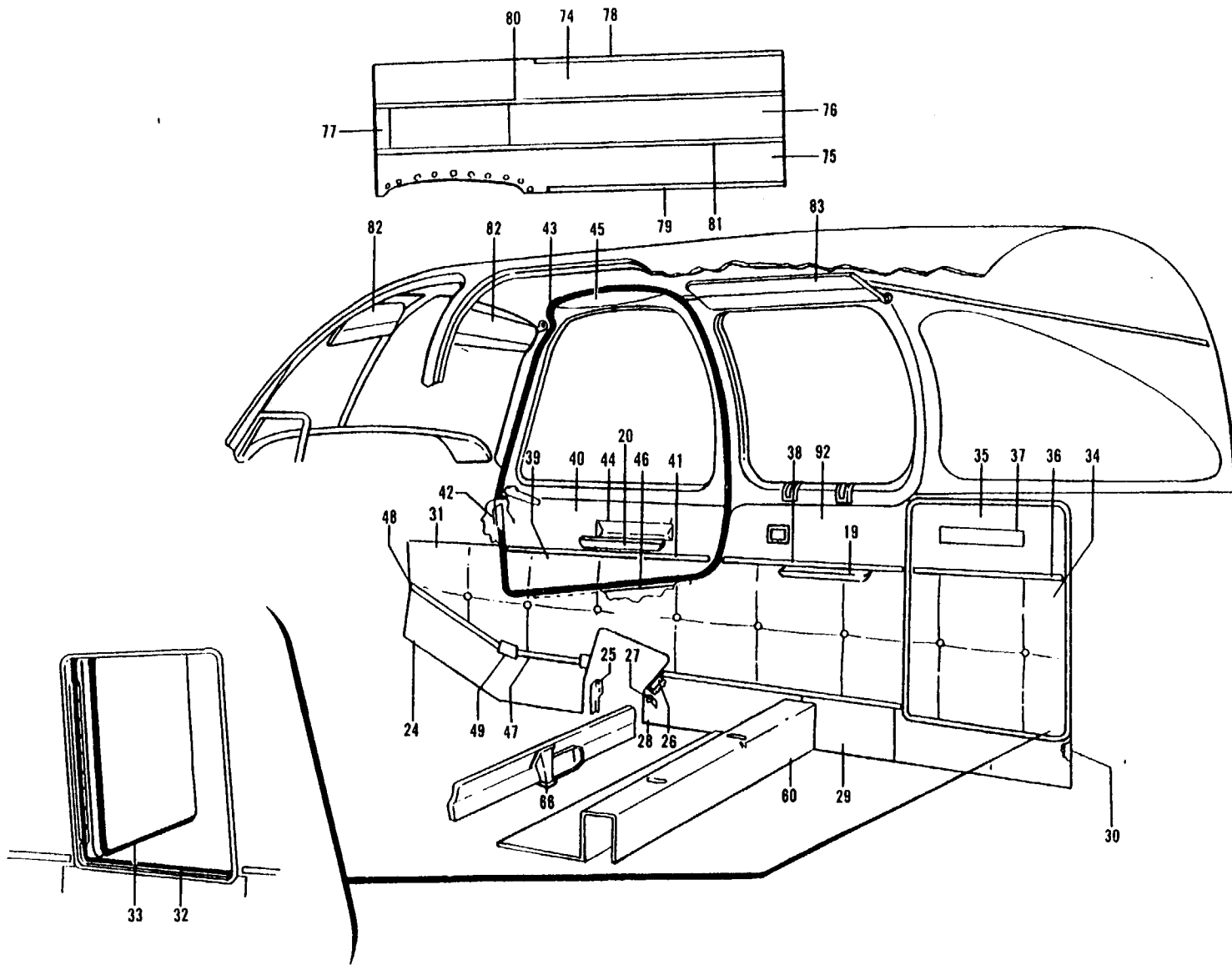


Figure 15A. Cabin Upholstery and Soundproofing (D-6842 Thru D-7309) (Sheet 2 of 2 Sheets)

FIG. & INDEX NO.	PART NO.	DESCRIPTION	UNITS PER ASSY	USABLE ON CODE
15A-	35-534406	UPHOLSTERY AND SOUNDPROOFING INSTL.	NP	1
- 1	33-530003-63	. COVER ASSY, FIREWALL	1	1
- 2	35-534406-79	. PANEL ASSY, CENTER LH.	1	1
- 3	33-530002-25	. PANEL ASSY, LOWER FWD LH	1	1
- 4	33-530002-59	. TRIM, LOWER FWD LH	1	1
- 5	33-530002-85	. TRIM, LOWER CENTER LH.	1	1
- 6	96-530001-221	. STRAP	1	1
- 7	33-530002-35	. PANEL ASSY, LOWER CENTER LH.	1	1
- 8	33-530002-39	. PANEL ASSY, LOWER AFT LH	1	1
- 9	35-534406-77	. DOUBLER	1	1
		/ATTACHING PARTS/		
	NAS384-6P	. SCREW	6	
	□NAS391-6	. WASHER.	6	
	A1777-6Z3	. NUT	6	
	104036D1ZC1900	. PAD, FELT.	1	
- 10	33-530002-63	. TRIM, LOWER AFT LH	1	1
- 11	35-534202-2	. ANGLE, UPPER	1	1
- 12	35-534201-2	. ANGLE, LOWER	1	1
- 13	35-534406-45	. PANEL ASSY, UPPER AFT LH	1	1
- 14	□35-534412	. ESCUTCHEON, WINDOW LATCH	4	1
	35-534411	. LIGHTER INSTL, CIGARETTE	NP	1
- 15	35-534411-1	. . ESCUTCHEON, CIGARETTE LIGHTER.	1	1
- 16	35-534406-43	. PANEL ASSY, UPPER FWD LH	1	1
	35-534415-1	. ASHTRAY INSTL	NP	1
- 17	2A20580	. . TRAY, ASH /SUPERSEDES 2A18260/	4	1
	35-534413	. ARMREST INSTL	NP	1
- 18	96-534024-33	. . ARMREST, WITHOUT DOOR PULL LH.	2	1
- 19	96-534024-34	. . ARMREST, WITHOUT DOOR PULL RH.	1	1
- 20	96-534024-45	. . ARMREST, WITH DOOR PULL RH	1	1
- 21	33-530002-87	. TRIM.	1	1
- 22	□33-324029	. PLATE, OPERATIONS LIMITATIONS.	1	1
- 23	95-530002-113	. DOOR ASSY	1	1
- 24	33-530002-31	. PANEL ASSY, LOWER FWD RH	1	1
- 25	35-534300-112	. ANGLE	1	1
- 26	35-534202-3	. ANGLE, UPPER RH.	1	1
- 27	35-534201-3	. ANGLE, LOWER RH.	1	1
- 28	33-530002-81	. PANEL ASSY, LOWER CENTER RH.	1	1
- 29	33-530002-43	. PANEL ASSY, LOWER AFT RH	1	1
- 30	35-534406-75	. DOUBLER, AFT BAGGAGE COMPARTMENT	1	1
		/ATTACHING PARTS/		
	NAS384-6P	. SCREW	10	
	□NAS391-6	. WASHER.	10	
	A1777-6Z3	. NUT	6	
	104036D1ZC1900	. PAD, FELT.	1	
- 31	33-530002-11	. PANEL ASSY, CENTER FWD RH.	1	1
- 32	35-534307-61	. GIMP, BAGGAGE DOOR	1	1
- 33	□35-534406-87	. SEAL, BAGGAGE DOOR	1	1
- 34	35-534406-35	. PANEL ASSY, BAGGAGE DOOR LOWER	1	1
- 35	35-534406-39	. PANEL ASSY, BAGGAGE DOOR UPPER	1	1
- 36	96-530001-57	. TRIM, BAGGAGE DOOR	1	1
- 37	□95-534026	. PLACARD, BAGGAGE LIMITATIONS	1	1
- 38	□33-530002-71	. TRIM, UPPER RH	1	1
- 39	33-530002-15	. PANEL ASSY, DOOR LOWER	1	1
- 40	35-534406-41	. PANEL ASSY, DOOR UPPER	1	1
- 41	□96-530001-77	. TRIM, CABIN DOOR	1	1
- 42	□50-534033-48	. STRIP, DOOR FRAME.	1	1
		/ATTACHING PARTS/		
	PK89XA8-8	. SCREW	8	
- 43	35-534305-103	. WINDLACE, CABIN DOOR	1	1
- 44	□35-534417	. PANEL, RECESSED.	2	1
- 45	35-534308-37	. PANEL ASSY, DOOR TOP	1	1
- 46	35-534306-31	. ANGLE	1	1
- 47	33-530002-83	. TRIM, FORWARD CENTER RH.	1	1
- 48	33-530002-72	. TRIM, FORWARD CENTER RH.	1	1

FIG. & INDEX NO.	PART NO.	DESCRIPTION	UNITS PER ASSY	USABLE ON CODE
		1 2 3 4 5 6 7		
15A- 49	96-530001-221	. STRAP, FORWARD CENTER.	1	1
- 50	35-534406-17	. PANEL ASSY, AFT BULKHEAD LOWER	1	1
- 51	35-534406-21	. PANEL ASSY, AFT BULKHEAD CENTER.	1	1
- 52	35-534406-29	. TRIM, LOWER.	1	1
- 53	35-534406-25	. PANEL ASSY, AFT BULKHEAD UPPER	1	1
- 54	35-534406-27	. TRIM, UPPER.	1	1
- 55	□35-534309-145	. ANGLE, AFT BULKHEAD.	1	1
- 56	35-534309-149	. SHELF, HAT	1	1
- 57	35-534406-47	. CARPET ASSY, BAGGAGE COMPARTMENT	1	1
- 58	95-530002-95	. STRAP ASSY, BAGGAGE HOLD DOWN.	2	1
- 59	□95-530002-93	. STRAP ASSY, BAGGAGE HOLD DOWN.	2	1
- 60	35-534406-13	. COVER ASSY, AFT SPAR	1	1
- 61	35-534305-39	. CARPET ASSY, CENTER CABIN.	1	1
- 62	96-530002-85	. CARPET ASSY, MAIN SPAR	1	2
- 63	□33-324032	. PLATE, EMERGENCY LANDING GEAR INSTRUCTION. /ATTACHING PARTS/	1	2
	NAS384-6P	. SCREW	2	
- 64	□33-324030	. PLATE, EMERGENCY LANDING GEAR.	1	3
- 65	35-415380-22	. PAN	1	1
- 66	35-534309-17	. PARTITION ASSY, AFT MAIN SPAR.	1	2
	96-530002-83	. PARTITION ASSY, AFT MAIN SPAR.	1	3
- 67	35-410421	. ANGLE	1	1
- 68	35-410451-33	. COVER ASSY, FWD MAIN SPAR.	1	1
- 69	33-534015-7	. COVER ASSY, CARRY THRU STRUCTURE LH.	1	1
- 70	33-534015-8	. COVER ASSY, CARRY THRU STRUCTURE RH.	1	1
- 71	35-534406-49	. CARPET ASSY, PILOTS COMPARTMENT.	1	1
- 72	35-534305-55	. BOOT, RUDDER PEDAL /GRAY/.	8	1
	35-534305-65	. BOOT, RUDDER PEDAL /BROWN/.	8	1
- 73	35-534407-1	. COVER ASSY, WHEEL WELL	1	1
	35-534394-85	. HEADLINER INSTL	NP	1
- 74	35-534394-53 PANEL, HEADLINER LH /NOT UPHOLSTERED/.	1	1
- 75	35-534394-47 PANEL, HEADLINER RH /NOT UPHOLSTERED/.	1	1
- 76	35-534394-37 PANEL, HEADLINER CENTER AFT /NOT UPHOLSTERED WITH EXHAUST VENT, CUTOUT/	1	1
	35-534394-83 PANEL, HEADLINER CENTER AFT /NOT UPHOLSTERED WITHOUT EXHAUST VENT CUTOUT/	1	1
- 77	35-534394-11 PANEL, HEADLINER CENTER FWD. /NOT UPHOLSTERED/	1	1
- 78	□35-534394-39 TRIM, HEADLINER LH	1	1
- 79	□35-534394-31 TRIM, HEADLINER RH	1	1
- 80	□35-534394-33 TRIM, HEADLINER CENTER LH.	1	1
- 81	□35-534394-27 TRIM, HEADLINER CENTER RH.	1	1
- 82	35-534406-85	. VISOR ASSY, FRONT.	2	1
- 83	35-534406-71	. VISOR ASSY, AFT.	2	1
- 84	□4601476	. HOOK, PILOTS COAT HANGER /ATTACHING PARTS/	1	1
	□NAS384-8-10P	. SCREW	1	
- 85	□34CB759	. HANDLE, PASSENGER ASSIST /ATTACHING PARTS/	2	1
	NAS387-1032	. SCREW	2	
	MK1000-3	. ANCHOR NUT.	2	
	96-530013-3	. GLARE SHIELD INSTL.	NP	1
- 86	96-530013-25 DECK ASSY, GLARE SHIELD.	1	1
- 87	96-530013-13 GRILL	1	1
- 88	96-530013-11 RETAINER. /ATTACHING PARTS/	1	1
- 89	NAS384-8 SCREW	4	

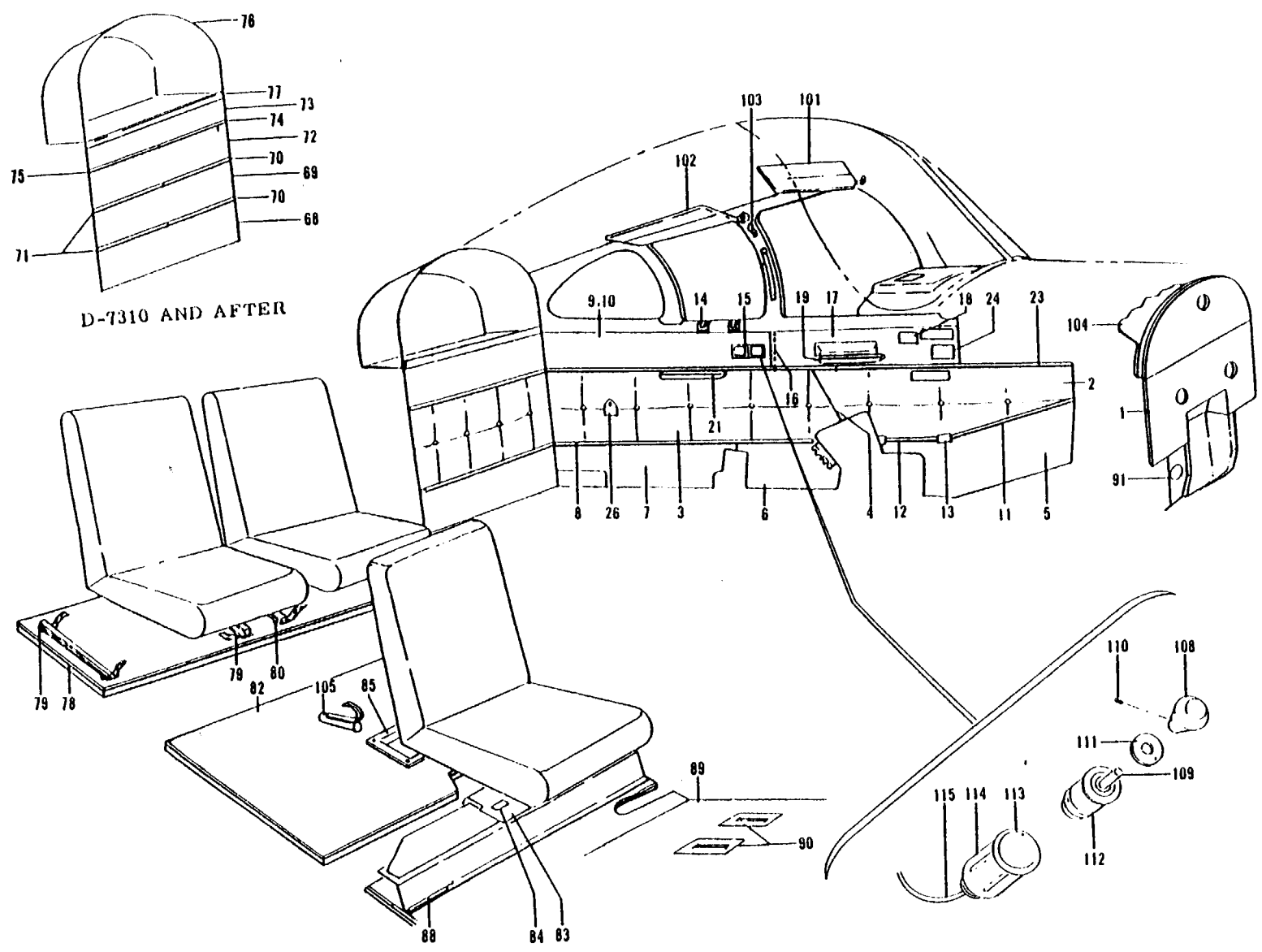
FIG. & INDEX NO.	PART NO.	1	2	3	4	5	6	7	DESCRIPTION	UNITS PER ASSY	USABLE ON CODE
15A-	90	□35-534052	COVER ASSY, LANDING GEAR HAND CRANK.	1	1
-	91	35-534406-63	STRAP, ARMREST	4	1
-	92	35-534406-31	PANEL ASSY, UPPER RH	1	1
		35-364160	LIGHTER ASSY, CIGARETTE	1	1
		□35-364160-3	ELEMENT AND KNOB ASSY	1	1
-	93	□35-380055-1	KNOB	1	1
-	94	35-364061	STUD.	1	1
-	95	AN56508-3	SCREW, SET	1	1
-	96	35-364160-1	WASHER, TRIM	1	1
-	97	□LHA30882	HEATING UNIT ASSY	1	1
-	98	L8A27492	BASE ASSY, SWITCH	1	1
-	99	□LU27054	SHELL, CLAMPING	1	1
-	100	□LWA2919	CORD ASSY	1	1

CODE EFFECTIVITY

1 D-6842 THRU D-7309
3 D-7083 THRU D-7309

CODE EFFECTIVITY

2 D-6842 THRU D-7082



D-7310 AND AFTER

Figure 15B. Cabin Upholstery And Soundproofing (Sheet 1 of 2 Sheets) (D-7310 Thru D-8598)

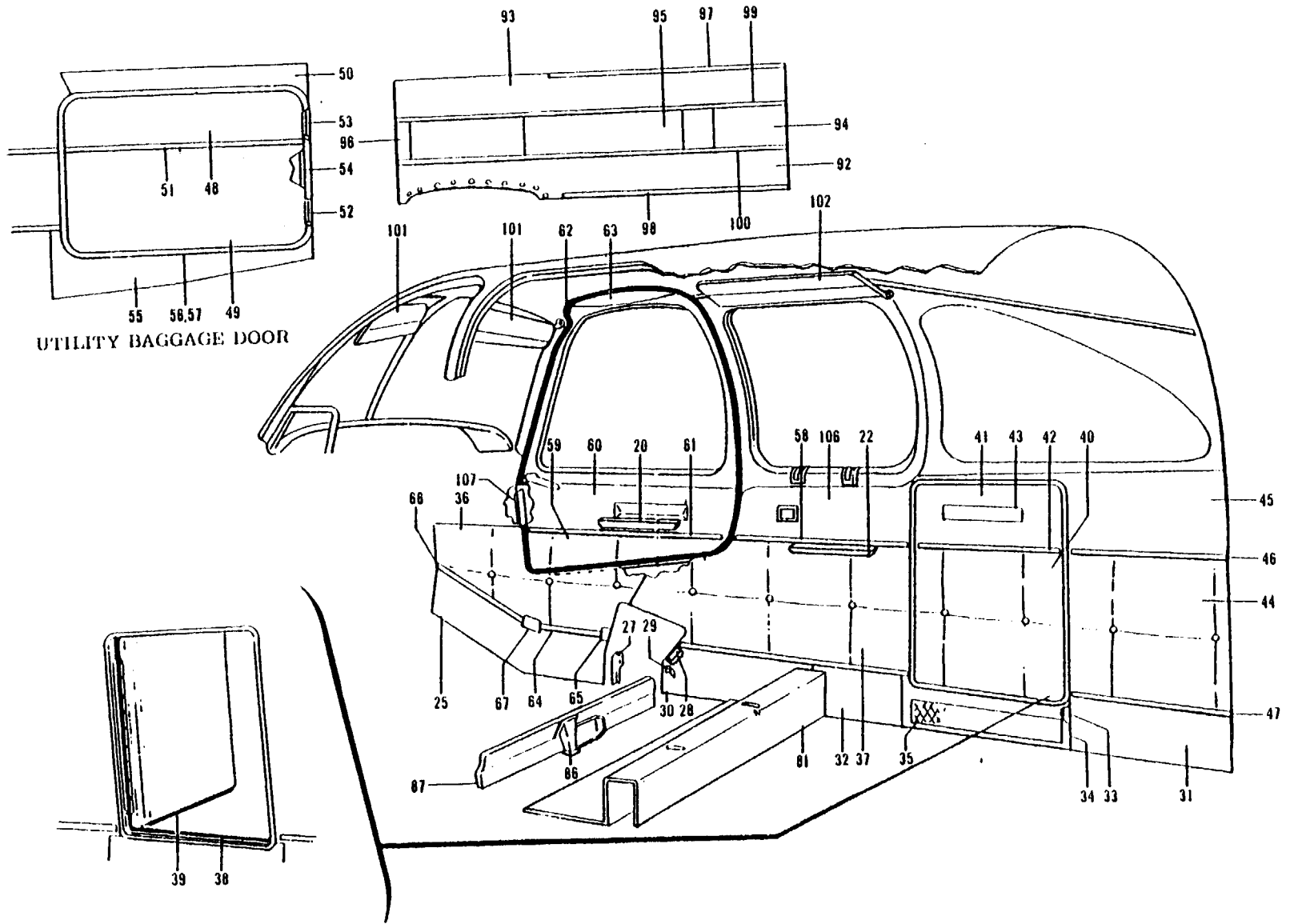


Figure 15B. Cabin Upholstery And Soundproofing (Sheet 2 of 2 Sheets) (D-7310 Thru D-8598)



FIG. & INDEX NO.	PART NO.	1	2	3	4	5	6	7	DESCRIPTION	UNITS PER ASSY	USABLE CN CODE
158-	35-534420								UPHOLSTERY AND SOUNDPROOFING INSTL.	NP	1
	35-534420-79								UPHOLSTERY AND SOUNDPROOFING INSTL. /WITH FIFTH OR FIFTH AND SIXTH SEAT/	NP	2
	35-534420-97								UPHOLSTERY AND SOUNDPROOFING INSTL. /WITH UTILITY BAGGAGE DOOR/	NP	1
	35-534420-107								UPHOLSTERY AND SOUNDPROOFING INSTL. /WITH FIFTH AND SIXTH SEAT/	NP	3
- 1	35-534420-109								. COVER ASSY, FIREWALL	1	1
- 2	35-534420-63 C								. PANEL ASSY, CENTER LH FWD.	1	1
- 3	35-534420-57 C								. PANEL ASSY, CENTER LH AFT.	1	1
- 4	35-534420-49								. TRIM.	1	1
- 5	35-534420-71 C								. PANEL ASSY, LOWER FWD LH	1	1
- 6	96-530001-161C								. PANEL ASSY, LOWER CENTER LH.	1	1
- 7	96-530001-31 C								. PANEL ASSY, LOWER AFT LH	1	1
- 8	96-530001-27								. TRIM, LOWER AFT LH	1	1
- 9	35-534420-7								. PANEL ASSY, UPPER AFT LH /WITHOUT FIFTH OR FIFTH AND SIXTH SEAT/	1	1
- 10	35-534420-77								. PANEL ASSY, UPPER AFT LH /WITH FIFTH OR FIFTH AND SIXTH SEAT/	1	1
- 11	33-530002-59								. TRIM, LOWER FWD LH	1	1
- 12	33-530002-85								. TRIM, LOWER CENTER LH.	1	1
- 13	96-530001-221								. STRAP	1	1
- 14	35-534412								. ESCUTCHEON, WINDOW LATCH	4	1
	35-534411								. LIGHTER INSTL, CIGARETTE	NP	1
- 15	35-534411-1								. ESCUTCHEON, CIGARETTE LIGHTER.	1	1
- 16	33-530003-89								. BRACKET	1	1
- 17	35-534420-101								. PANEL ASSY, UPPER FWD LH	1	1
	35-534415-1								. ASHTRAY INSTL /WITHOUT FIFTH OR FIFTH AND SIXTH SEATS/	NP	1
	35-534415-11								. ASHTRAY INSTL /WITH FIFTH OR FIFTH. AND SIXTH SEATS/	NP	1
- 18	2A20580								. . TRAY, ASH /SUPERSEDES 2A18260/ /WITHOUT. FIFTH OR FIFTH AND SIXTH SEATS/	4	1
	2A20580								. . TRAY, ASH /SUPERSEDES 2A18260/ /WITH FIFTH OR FIFTH AND SIXTH SEATS/	5	1
	35-534413-49								. ARMREST INSTL	NP	1
	96-534024-33 C								. . ARMREST ASSY, FWD LH	1	4
- 19	96-534024-65								. . ARMREST ASSY, FWD LH	1	5
- 20	96-534024-45 C								. . ARMREST ASSY, FWD RH	1	1
- 21	96-534024-33 C								. . ARMREST ASSY, AFT LH	1	1
- 22	96-534024-34 C								. . ARMREST ASSY, AFT RH	1	1
- 23	96-530002-123								. TRIM, FWD RH	1	1
	96-530002-125								. TRIM, AFT RH	1	1
- 24	35-324415								. PLATE, OPERATION LIMITATIONS	1	1
- 25	35-534420-89 C								. PANEL ASSY, LOWER FWD RH	1	1
- 26	95-530002-113								. DOOR ASSY, STATIC AIR LINE DRAIN	1	1
- 27	35-534300-112								. ANGLE	1	1
- 28	35-534202-3								. ANGLE, UPPER RH.	1	1
- 29	35-534201-3								. ANGLE, LOWER RH.	1	1
- 30	96-530001-697 C								. PANEL ASSY, LOWER CENTER RH. /SUPERSEDES 96-530001-73 C/	1	1
- 31	35-534420-17								. PANEL ASSY, LOWER AFT RH /WITH STANDARD BAGGAGE DOOR/	1	1
- 32	35-534420-47 C								. PANEL ASSY, LOWER RH	1	1
- 33	35-534420-11								. DOUBLER, AFT BAGGAGE COMPARTMENT /WITH STANDARD BAGGAGE DOOR/	1	1
- 34	35-534423								. ESCUTCHEON, HEAT OUTLET. /WITH STANDARD BAGGAGE DOOR/ /ATTACHING PARTS/	1	1
	NAS384-6P								. SCREW	8	
- 35	35-534420-13								. SCREEN.	1	1
- 36	35-534420-21 C								. PANEL ASSY, CENTER FWD RH.	1	1
- 37	35-534420-29 C								. PANEL ASSY, CENTER RH.	1	1
- 38	35-534420-83 C								. WINDLACE ASSY, BAGGAGE DOOR. /WITH STANDARD BAGGAGE DOOR/	1	1
- 39	35-534420-85 C								. WINDLACE, BAGGAGE DOOR /WITH STANDARD BAGGAGE DOOR/	1	1

MODEL 35 PARTS CATALOG



FIG. & INDEX NO.	PART NO.	DESCRIPTION	UNITS PER ASSY	USABLE ON CCCE
15B- 40	35-534420-37 C	. PANEL ASSY,BAGGAGE DOOR LOWER /WITH STANDARD BAGGAGE DOOR/	1	1
- 41	35-534420-33	. PANEL ASSY,BAGGAGE DOOR UPPER	1	1
- 42	96-530001-57	. TRIM,BAGGAGE DOOR /WITH STANDARD BAGGAGE DOOR/	1	1
- 43	35-534434	. PLACARD,BAGGAGE LIMITATIONS	1	1
- 44	35-534420-43 C	. PANEL ASSY,CENTER AFT RH. /WITH STANDARD BAGGAGE DOOR/	1	1
- 45	96-530002-7	. PANEL ASSY,UPPER AFT RH /WITH STANDARD BAGGAGE DOOR/	1	1
- 46	96-530001-41	. TRIM,UPPER AFT RH /WITH STANDARD BAGGAGE DOOR/	1	1
- 47	96-530001-43	. TRIM,LOWER AFT RH /WITH STANDARD BAGGAGE DOOR/	1	1
	96-420016-127	DOOR INSTL,UTILITY BAGGAGE.	NP	1
- 48	96-420016-75	. PANEL ASSY,BAGGAGE DOOR UPPER	1	1
- 49	96-420016-111	. PANEL ASSY,BAGGAGE DOOR LOWER	1	1
- 50	96-420016-143	. PANEL ASSY,/ABOVE BAGGAGE DOOR/	1	6
- 51	96-420016-81	. TRIM,BAGGAGE DOOR	1	1
	96-420016-107	. SEAL INSTL,BAGGAGE DOOR	NP	1
- 52	96-420016-55	. . STRIP,SEAL.	2	1
- 53	96-420016-57	. . STRIP,SEAL.	2	1
- 54	96-420016-59	. . SEAL,BAGGAGE DOOR	1	1
- 55	96-420016-89 C	. PANEL ASSY /BELOW BAGGAGE DOOR.	1	1
- 56	96-420016-113	. SEAL,PAGGAGE DOOR	1	1
- 57	96-420016-115	. WINDLACE,BAGGAGE DOOR	1	1
	35-534420	UPHOLSTERY AND SOUNDPROOFING INSTL.	NP	1
	35-534420-79	UPHOLSTERY AND SOUNDPROOFING INSTL. /WITH FIFTH OR FIFTH AND SIXTH SEAT/	NP	2
	35-534420-97	UPHOLSTERY AND SOUNDPROOFING INSTL. /WITH UTILITY BAGGAGE DOOR/	NP	1
	35-534420-107	UPHOLSTERY AND SOUNDPROOFING INSTL. /WITH FIFTH AND SIXTH SEAT/	NP	3
- 58	96-530001-67	. TRIM,UPPER RH	1	1
- 59	35-534420-113 C	. PANEL ASSY,DOOR LOWER	1	2
- 60	35-534420-117	. PANEL ASSY,DOOR UPPER	1	3
- 61	96-530001-77	. TRIM,CABIN DOOR	1	1
- 62	96-530004-181	. WINDLACE,CABIN DOOR	1	1
- 63	35-534304-93	. PANEL ASSY,DOOR TOP	1	1
- 64	33-530002-83	. TRIM,FORWARD CENTER RH.	1	1
- 65	96-530001-220	. CLIP.	1	1
- 66	33-530002-75	. TRIM,FORWARD CENTER RH.	1	1
- 67	96-530001-221	. STRAP,FORWARD CENTER.	1	1
- 68	96-530001-117 C	. PANEL ASSY,AFT BULKHEAD LOWER	1	1
- 69	35-534420-67 C	. PANEL ASSY,AFT BULKHEAD	1	1
- 70	96-530001-129	. TRIM,LH	2	7
- 71	96-530001-127	. TRIM,RH	2	7
	96-530002-135	. TRIM.	2	8
- 72	96-530002-53	. PANEL ASSY,AFT BULKHEAD	1	1
- 73	96-530002-61	. PANEL ASSY,AFT BULKHEAD UPPER	1	1
- 74	96-530002-133	. TRIM,UPPER.	1	8
	96-530002-63	. TRIM,UPPER LH	1	7
- 75	96-530002-65	. TRIM,UPPER RH	1	7
- 76	96-534011-5	. SHELF,HAT	1	1
- 77	96-534011-7	. ANGLE,HAT SHELF	1	1
- 78	95-530002-53 C	. CARPET ASSY,BAGGAGE COMPARTMENT	1	1
- 79	95-530002-95	. STRAP ASSY,BAGGAGE HOLD DOWN.	3	1
- 80	95-530002-93	. STRAP ASSY,BAGGAGE HOLD DOWN.	3	1
- 81	95-534020-601	. COVER ASSY,AFT SPAR	1	1
- 82	35-534305-39 C	. CARPET ASSY,CENTER CABIN.	1	1
- 83	96-530002-85 C	. CARPET ASSY,MAIN SPAR	1	1
- 84	93-324032	. PLATE,EMERGENCY LANDING GEAR INSTRUCTION. /ATTACHING PARTS/	1	1
	NAS384-6R	. SCREW	2	

FIG. & INDEX NO.	PART NO.	DESCRIPTION	UNITS PER ASSY	USABLE CN CODE
158- 85	35-415380-22	. PAN	1	1
- 86	35-534420-601	. COVER ASSY, FWD MAIN SPAR.	1	1
- 87	96-530002-83 C	. PARTITION ASSY, AFT MAIN SPAR.	1	1
- 88	35-534420-93	. ANGLE, FWD MAIN SPAR	1	1
	33-534015-9	. COVER INSTL, CARRY THRU STRUCTURE.	NP	1
- 89	35-534420-95 C	. CARPET ASSY, PILOTS COMPARTMENT.	1	1
- 90	35-534305-55	. BOOT, RUDDER PEDAL /GRAY/.	8	1
	35-534305-65	. BOOT, RUDDER PEDAL /BROWN/.	8	1
- 91	35-534407-11	. COVER ASSY, WHEEL WELL	1	1
	35-534394-7	. HEADLINER INSTL /WITHOUT FIFTH OR FIFTH AND SIXTH SEAT/	NP	2
	96-534058-1	. HEADLINER INSTL, /WITHOUT FIFTH OR FIFTH AND SIXTH SEAT/	NP	3
	35-534394-9	. HEADLINER INSTL, /WITH FIFTH OR FIFTH AND SIXTH SEAT/	NP	2
	96-534058-3	. HEADLINER INSTL /WITH FIFTH OR FIFTH AND SIXTH SEAT/	NP	3
	35-534394-47	. . PANEL, RH HEADLINER /NOT UPHOLSTERED/.	1	2
- 92	96-534058-9	. . PANEL ASSY, RH HEADLINER	1	3
	35-534394-53	. . PANEL, LH HEADLINER /NOT UPHOLSTERED/.	1	2
- 93	96-534058-7	. . PANEL ASSY, LH HEADLINER	1	3
	35-534394-37	. . PANEL, CENTER HEADLINER /NOT UPHOLSTERED/.	1	2
	96-534058-11	. . PANEL ASSY, CENTER HEADLINER /WITHOUT FIFTH OR FIFTH AND SIXTH SEAT/	1	3
	35-534394-43	. . PANEL, CENTER AFT HEADLINER /NOT UPHOLSTERED/ /WITH FIFTH OR FIFTH AND SIXTH SEAT/	1	2
- 94	96-534058-13	. . PANEL ASSY, CENTER AFT HEADLINER /WITH FIFTH OR FIFTH AND SIXTH SEAT/	1	3
- 95	35-534394-41	. . PANEL, CENTER MIDDLE HEADLINER /NOT UPHOLSTERED/ /WITH FIFTH OR FIFTH AND SIXTH SEAT/	1	2
	35-534394-11	. . PANEL, CENTER FWD HEADLINER /NOT UPHOLSTERED/	1	2
- 96	96-534058-5	. . PANEL ASSY, CENTER FWD HEADLINER	1	3
	□35-534394-39	. . TRIM, HEADLINER LH	1	2
- 97	□35-534394-31	. . TRIM, HEADLINER LH	1	3
- 98	□35-534394-31	. . TRIM, HEADLINER RH	1	1
	□35-534394-33	. . TRIM, HEADLINER CENTER LH.	1	2
- 99	96-534058-19	. . TRIM, HEADLINER CENTER LH.	1	3
	□35-534394-27	. . TRIM, HEADLINER CENTER RH.	1	2
-100	96-534058-20	. . TRIM, HEADLINER CENTER RH.	1	3
-101	35-534406-85 C	. VISOR ASSY, FRONT.	2	1
-102	35-534308-43 C	. VISOR ASSY, AFT.	2	1
-103	4840719	. HOOK, PILOTS COAT HANGER /SUPERSEDES 4601476/.	1	1
	96-530013-3	. GLARE SHIELD INSTL.	NP	9
	96-530013-49	. GLARE SHIELD INSTL.	NP	10
	96-530013-611	. . GLARE SHIELD.	1	1
-104	95-530000-33	. COWL, WRAPPER.	1	1
-105	□35-534052	. COVER ASSY, LANDING GEAR HAND CRANK.	1	1
-106	96-530002-13	. PANEL ASSY, UPPER RH	1	1
-107	□50-534033-48	. STRIP, DOOR FRAME.	1	1
		. /ATTACHING PARTS/		
	PK89X8-8-8	. SCREW	8	
	35-364160	LIGHTER ASSY, CIGARETTE.	1	1
	□35-364160-3	. ELEMENT AND KNOB ASSY	1	1
-108	□35-380055-1	. . KNOB.	1	1
-109	35-364061	. . STUD.	1	1
-110	AN56508-3	. . SCREW, SET	1	1
-111	35-364160-1	. . WASHER, TRIM	1	1
-112	□LHA30882	. . HEATING UNIT ASSY	1	1
-113	□LBA27492	. . BASE ASSY, SWITCH.	1	1
-114	□LU27054	. . SHELL, CLAMPING.	1	1

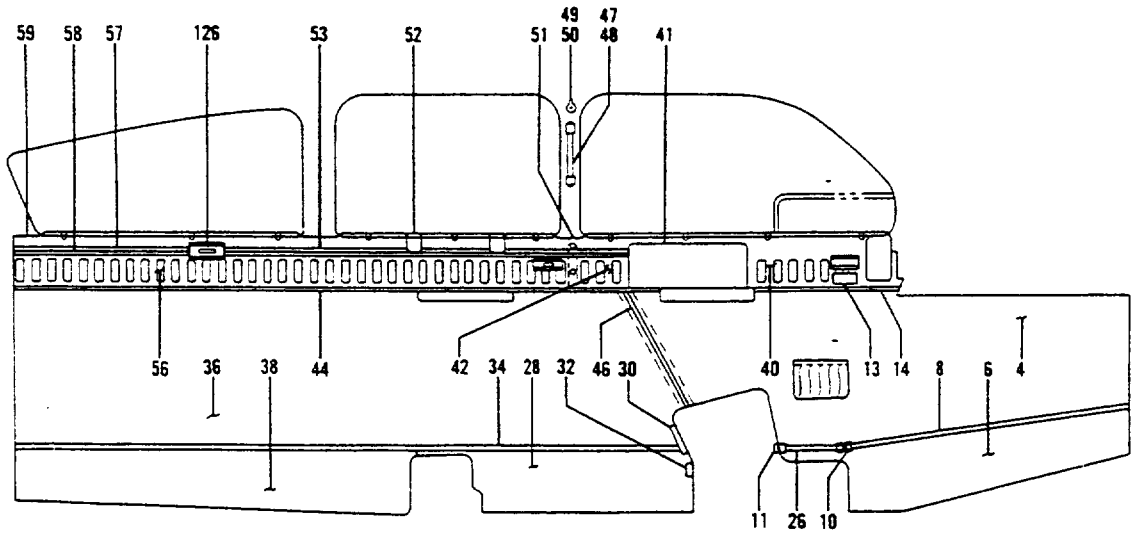
FIG. & INDEX NO.	PART NO.	1	2	3	4	5	6	7	DESCRIPTION	UNITS PER ASSY	USABLE ON CODE
158-115	WLA29455	.							CORD ASSY /SUPERSEDES LWA 2919/	1	1

CODE EFFECTIVITY

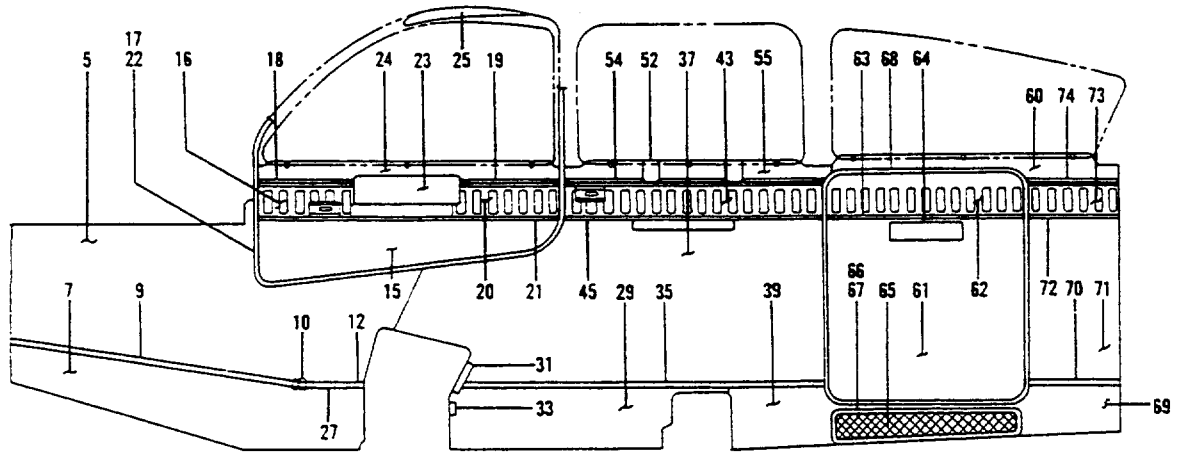
- 1 D-7310 THRU D-859A
- 3 D-7977 THRU D-8598
- 5 D-7903 THRU D-8598
- 7 D-7310 THRU D-7945
- 9 D-7310 THRU D-8023

CODE EFFECTIVITY

- 2 D-7310 THRU D-7976
- 4 D-7310 THRU D-7902
- 6 D-7862 THRU D-8598
- 8 D-7946 THRU D-8598
- 10 D-8024 THRU D-8598



L.H. SIDE



R.H. SIDE

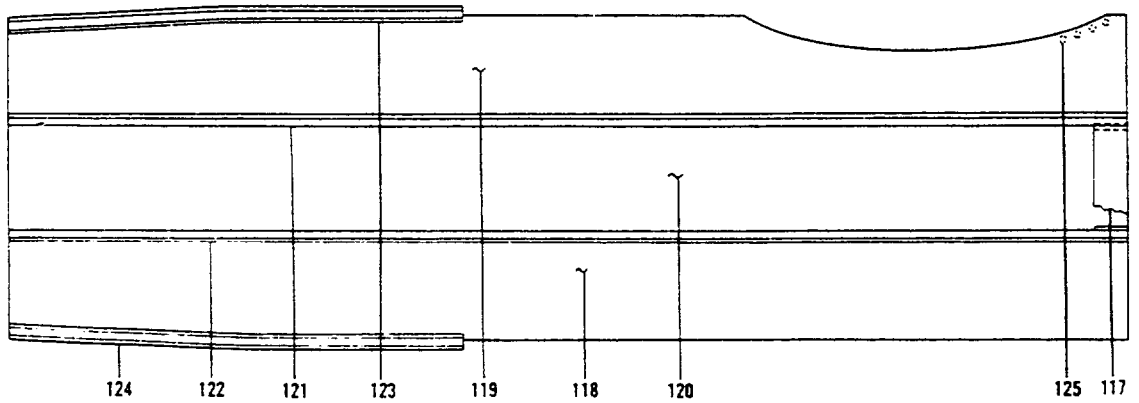


Figure 15C. Cabin Upholstery (Sheet 1 of 3 Sheets) (D-8599 And After)

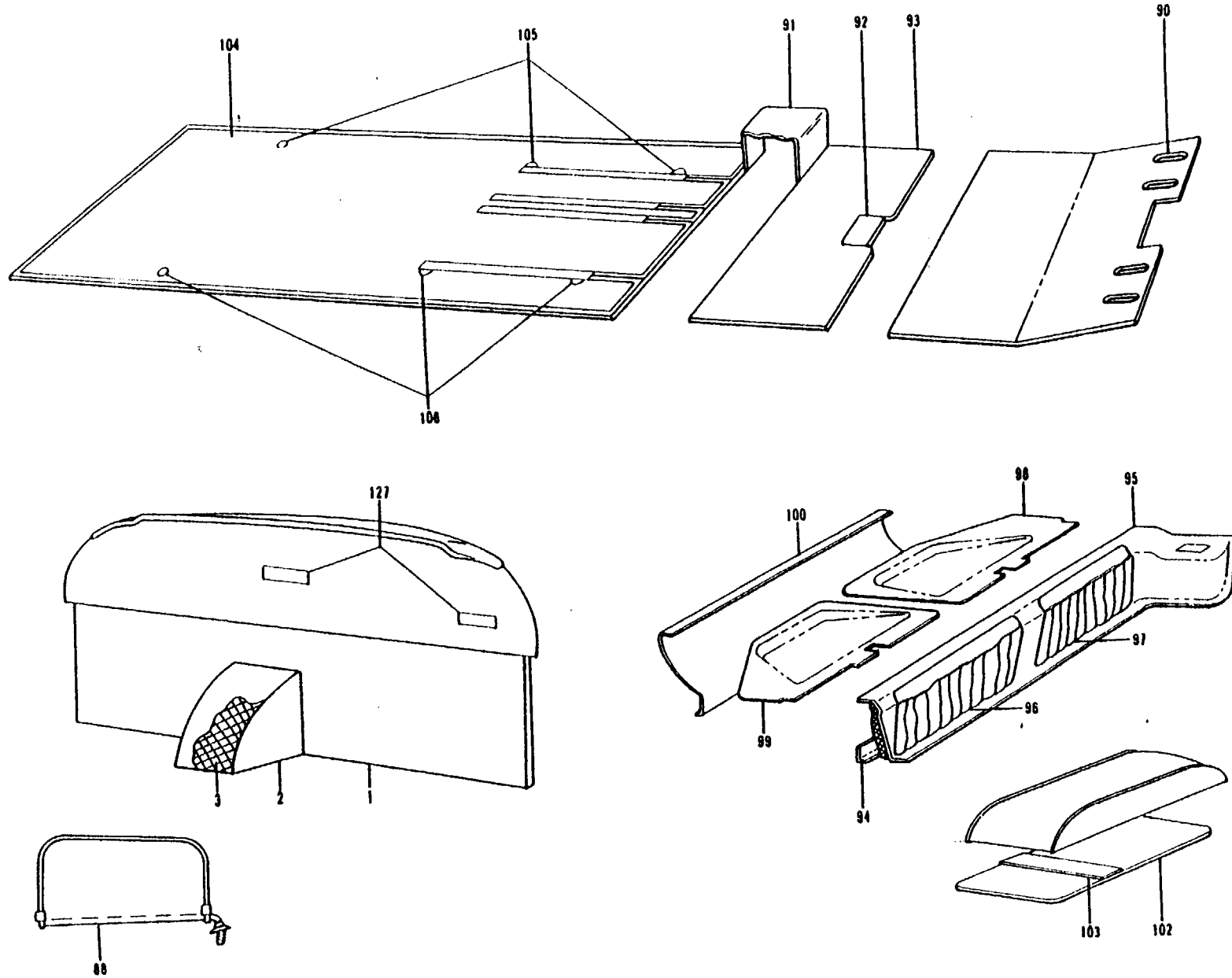


Figure 15C. Cabin Upholstery (Sheet 2 of 3 Sheets) (D-8599 And After)

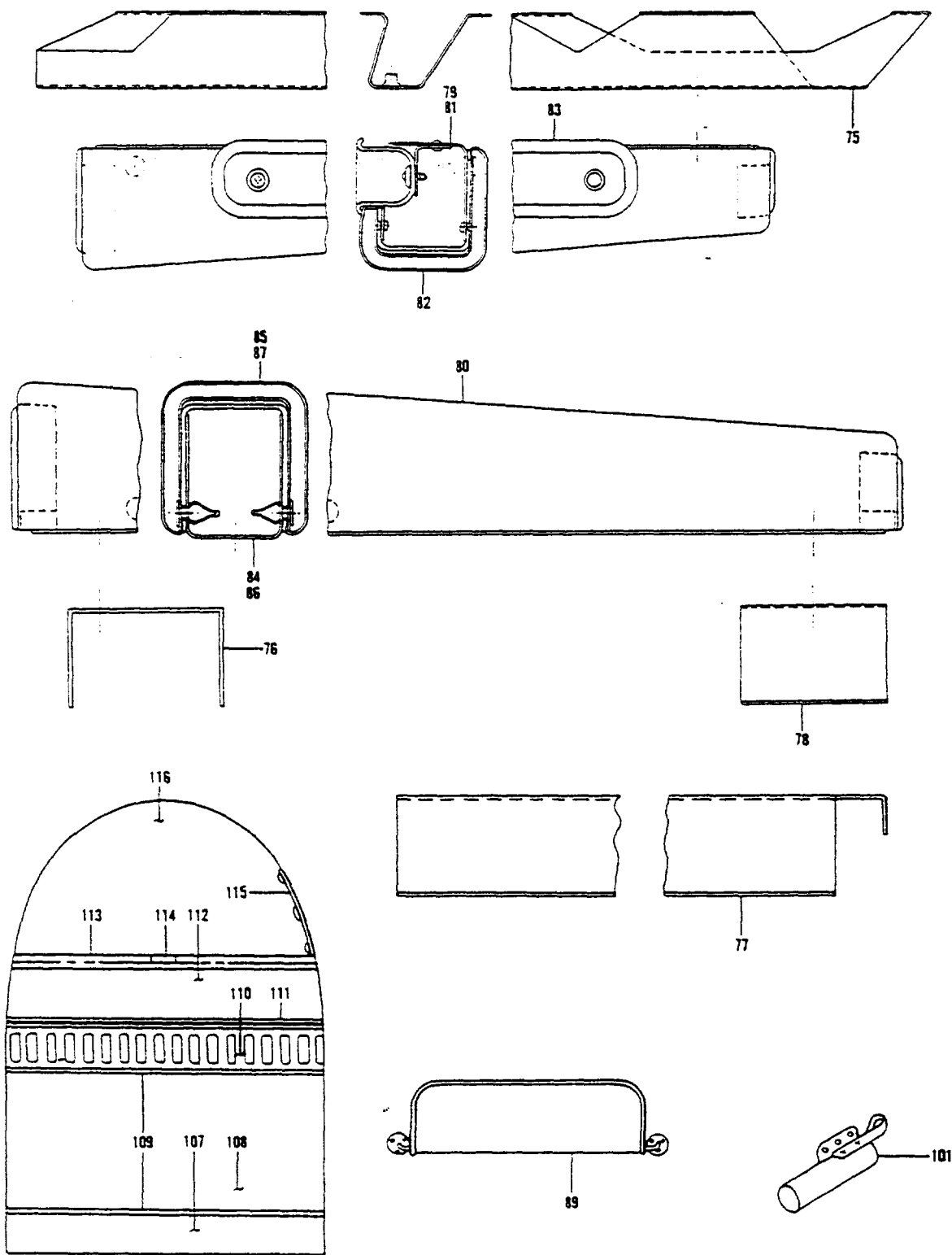


Figure 15C. Cabin Upholstery (Sheet 3 of 3 Sheets) (D-8599 And After)

FIG. & INDEX NO.	PART NO.	1 2 3 4 5 6 7	DESCRIPTION	UNITS PER ASSY	USABLE ON CODE
15C-	35-534437-1		UPHOLSTERY AND SOUNDPROOFING INSTL /WITH. STANDARD BAGGAGE DOOR/	NP	1
	35-534437-3		UPHOLSTERY AND SOUNDPROOFING INSTL /WITH. UTILITY BAGGAGE DOOR/	NP	1
- 1	35-534420-109		. COVER ASSY, FIREWALL	1	1
- 2	35-534407-11 C		. COVER ASSY, WHEEL WELL	1	1
- 3	35-534300-192		. SOUNDPROOFING, WHEEL WELL	1	1
- 4	35-534437-67		. PANEL ASSY, LH FWD UPPER SIDE	1	1
- 5	35-534437-79		. PANEL ASSY, RH FWD UPPER SIDE	1	1
- 6	35-534437-109		. PANEL ASSY, LH FWD LOWER SIDE	1	1
- 7	35-534437-121		. PANEL ASSY, RH FWD LOWER SIDE	1	1
- 8	33-530002-59		. TRIM, LH FWD SIDE PANEL	1	1
- 9	33-530002-75		. TRIM, RH FWD SIDE PANEL	1	1
- 10	96-530001-221		. STRAP	2	1
- 11	96-530001-219		. CLIP, LH	1	1
- 12	96-530001-220		. CLIP, RH	1	1
- 13	35-324415		. PLACARD, OPERATION LIMITATIONS /LH SIDE PANEL/	1	1
- 14	96-530004-143		. TRIM, LH SIDE PANEL	1	1
- 15	35-534437-85		. PANEL ASSY, CABIN DOOR LOWER	1	1
- 16	35-534437-61		. PANEL ASSY, CABIN DOOR CENTER FWD	1	1
- 17	96-530004-199		. WINDLACE, CABIN DOOR	AR	1
- 18	95-530005-63		. TRIM, CABIN DOOR FWD	1	1
- 19	95-530005-59		. TRIM, CABIN DOOR AFT	1	1
- 20	35-534437-55		. PANEL ASSY, CABIN DOOR CENTER AFT	1	1
- 21	96-530001-77		. TRIM, CABIN DOOR LOWER	1	1
- 22	50-534033-179		. STRIP, CABIN DOOR	1	1
- 23	35-534417-1		. PANEL, CABIN DOOR RECESS	1	1
- 24	35-534437-11		. PANEL ASSY, CABIN DOOR UPPER CENTER	1	1
- 25	35-534304-93		. PANEL ASSY, CABIN DOOR UPPER	1	1
- 26	33-530002-85		. TRIM, LH SIDE PANEL LOWER	1	1
- 27	33-530002-83		. TRIM, RH SIDE PANEL LOWER	1	1
- 28	35-534437-113		. PANEL ASSY, LH LOWER SIDE	1	1
- 29	35-534437-125		. PANEL ASSY, RH LOWER SIDE	1	1
- 30	35-534201-2		. ANGLE, LH	1	1
- 31	35-534202-3		. ANGLE, RH	1	1
- 32	35-534202-2		. ANGLE, LH	1	1
- 33	35-534201-3		. ANGLE, RH	1	1
- 34	96-530004-141		. TRIM, LH LOWER SIDE PANEL	1	1
- 35	96-530004-149		. TRIM, RH LOWER SIDE PANEL	1	1
- 36	35-534437-73		. PANEL ASSY, LH SIDE	1	1
- 37	35-534437-91		. PANEL ASSY, RH SIDE	1	1
- 38	35-534437-117		. PANEL ASSY, LH LOWER SIDE AFT	1	1
- 39	35-534437-129		. PANEL ASSY, RH LOWER SIDE AFT	1	2
	35-534437-215		. PANEL ASSY, RH LOWER SIDE AFT	1	3
- 40	35-534437-19		. PANEL ASSY, LH UPPER FWD SIDE	1	1
- 41	96-534052		. PANEL, LH RECESS	1	1
- 42	35-534437-25		. PANEL ASSY, LH UPPER SIDE	1	1
- 43	35-534437-49		. PANEL ASSY, RH UPPER SIDE	1	1
- 44	35-534437-197		. TRIM, LH SIDE PANEL	1	1
- 45	96-530004-151		. TRIM, RH SIDE PANEL	1	1
- 46	35-534420-49		. TRIM, LH SIDE PANEL	1	1
- 47	34C3759		. HANDLE, LH & RH SIDE PANELS /ATTACHING PARTS/	2	1
- 48	NAS387-1032		. SCREW	1	
	NAS697-A3		. NUTPLATE /SUPERSEDES MK1000-3/	1	
- 49	4840719		. HOOK, LH & RH SIDE PANEL /SUPERSEDES 4601476/ . /ATTACHING PARTS/	2	1
- 50	NAS384-8-10P		. SCREW	1	
- 51	33-530003-89		. BRACKET, LH & RH SIDE PANEL /ATTACHING PARTS/	2	1
	NAS384-6P		. SCREW	1	
	NAS391-6		. WASHER	1	

FIG. & INDEX NO.	PART NO.	DESCRIPTION	UNITS PER ASSY	USABLE ON CODE
		1 2 3 4 5 6 7		
15C- 52	35-534412	. ESCUTCHEON, WINDOW LATCH	4	1
- 53	95-530005-13	. TRIM, LH SIDE PANEL	1	1
- 54	96-530006-63	. TRIM, RH SIDE PANEL	1	1
- 55	35-534437-195	. PANEL ASSY, RH SIDE	1	1
- 56	35-534437-31	. PANEL ASSY, LH SIDE AFT.	1	1
- 57	95-530005-51	. TRIM, LH SIDE PANEL	1	1
- 58	96-530006-23	. TRIM, INSET	1	1
- 59	35-534437-7	. PANEL ASSY, LH SIDE UPPER AFT.	1	1
- 60	35-534437-15	. PANEL ASSY, RH SIDE UPPER AFT /USED WITH STANDARD BAGGAGE DOOR/	1	1
- 61	35-534437-97	. PANEL ASSY, BAGGAGE DOOR /USED WITH STANDARD . . BAGGAGE DOOR/	1	1
- 62	35-534437-43	. PANEL ASSY, BAGGAGE DOOR UPPER /USED WITH. . . . STANDARD BAGGAGE DOOR/	1	1
- 63	96-530004-153	. TRIM, RAGGAGE DOOR /USED WITH STANDARD BAGGAGE DOOR/	1	1
- 64	35-534434	. PLACARD, BAGGAGE DOOR /USED WITH STANDARD. . . . BAGGAGE DOOR/	1	1
- 65	35-534420-13	. SCREEN /USED WITH STANDARD BAGGAGE DOOR/. . . .	1	2
- 66	35-534420-11	. DOUBLER /USED WITH STANDARD BAGGAGE DOOR/	1	2
- 67	35-534423	. ESCUTCHEON, HEAT OUTLET /USED WITH STANDARD. . . BAGGAGE DOOR/ /ATTACHING PARTS/	1	2
	NAS384-6P	. SCREW	8	
- 68	35-534307-61	. WINDLACE, BAGGAGE DOOR /USED WITH STANDARD . . . BAGGAGE DOOR/	1	1
- 69	35-534437-133	. PANEL ASSY, RH AFT SIDE /USED WITH STANDARD. . . BAGGAGE DOOR/	1	1
- 70	96-530004-155	. TRIM, RH AFT SIDE PANEL /USED WITH STANDARD. . . BAGGAGE DOOR/	1	1
- 71	35-534437-103	. PANEL ASSY, RH AFT SIDE /USED WITH STANDARD. . . BAGGAGE DOOR/	1	2
- 72	96-530001-41	. TRIM, RH AFT SIDE PANEL /USED WITH STANDARD. . . BAGGAGE DOOR/	1	1
- 73	35-534437-37	. PANEL ASSY, RH AFT SIDE /USED WITH STANDARD. . . BAGGAGE DOOR/	1	1
- 74	95-530005-23	. TRIM, RH AFT SIDE PANEL /USED WITH STANDARD. . . BAGGAGE DOOR/	1	1
	96-530002-67	. CLIP.	6	1
	96-530002-69	. CLIP.	7	1
	96-534079-1	. ARMREST INSTL	NP	1
- 75	96-534079-5	. BRACKET ASSY, RH FWD ARMREST	1	1
	96-534079-3	. PLATE	1	1
	96-534079-19	. BRACKET	1	1
	K1000-38C	. NUT, ANCHOR.	2	1
- 76	96-534079-9	. CHANNEL ASSY, LH & RH AFT ARMREST.	2	1
	96-534079-7	. CHANNEL	1	1
	K1000-38C	. NUT, ANCHOR.	1	1
- 77	96-534079-23	. BRACKET ASSY, LH FWD ARMREST	1	1
	96-534079-21	. BRACKET	1	1
	K1000-38C	. NUT, ANCHOR.	2	1
- 78	33-534024-19	. BRACKET ASSY, LH & RH AFT ARMREST.	2	1
	33-534024-21	. BRACKET	1	1
	K1000-38C	. NUT, ANCHOR.	2	1
	96-534080-27	. ARMREST ASSY, LH FWD	1	1
	AN520-10R14	. SCREW /SUPERSEDES AN520-10-14/.	2	
	AN960-10	. WASHER	2	
- 79	96-534080-35	. SUPPORT ASSY, LH FWD ARMREST	1	1
	96-534080-29	. BRACKET, LH FWD ARMREST.	1	1
	96-534080-33	. ESCUTCHEON.	1	1
- 80	96-534080-41	. COVER ASSY, LH FWD ARMREST	1	1
	96-534080-39	. PANEL, LH FWD ARMREST UPHOLSTERED.	1	1
	MS49014	. CLIP, LH FWD ARMREST	4	1

MODEL 35 PARTS CATALOG



FIG. & INDEX NO.	PART NO.	DESCRIPTION	UNITS PER ASSY	USABLE ON CODE
15C-	96-534080-25	. . . ARMREST ASSY,RH FWD /ATTACHING PARTS/	1	1
	AN520-10R14	. . . SCREW /SUPERSEDES AN520-10-14/	2	
	AN960-10	. . . WASHER.	2	
- 81	96-534080-15	. . . SUPPORT ASSY,RH FWD ARMREST	1	1
	96-534080-3 BRACKET,RH FWD ARMREST SUPPORT.	1	1
	96-534080-11 ESCUTCHEON.	1	1
	96-534080-17 ANGLE	1	1
- 82	96-534080-21	. . . COVER ASSY,RH FWD ARMREST	1	1
	96-534080-7 PANEL,RH FWD ARMREST UPHOLSTERED.	1	1
	HS49014 CLIP,RH FWD ARMREST	4	1
- 83	35-534244-1	. . . CUP,RH FWD ARMREST DOOR PULL. /SUPERSEDES 35-534244/ /ATTACHING PARTS/	1	1
	NAS385-6-8	. . . SCREW	2	
	NAS391-6	. . . WASHER.	2	
	96-534080-23	. . . ARMREST ASSY,LH AFT /ATTACHING PARTS/	1	1
	AN520-10R14	. . . SCREW	2	
	AN960-10	. . . WASHER.	2	
- 84	96-534080-13	. . . SUPPORT ASSY,LH AFT ARMREST	1	1
	96-534080-1 BRACKET,LH AFT ARMREST SUPPORT.	1	1
	96-534080-9 ESCUTCHEON.	1	1
- 85	96-534080-19	. . . COVER ASSY,LH AFT ARMREST	1	1
	96-534080-5 PANEL,LH AFT ARMREST UPHOLSTERED.	1	1
	HS49014 CLIP,LH AFT ARMREST	4	1
	96-534080-24	. . . ARMREST ASSY,RH AFT /ATTACHING PARTS/	1	1
	AN520-10R14	. . . SCREW /SUPERSEDES AN520-10-14/	2	
	AN960-10	. . . WASHER.	2	
- 86	96-534080-14	. . . SUPPORT ASSY,RH AFT ARMREST	1	1
	96-534080-2 BRACKET,RH AFT ARMREST SUPPORT.	1	1
	96-534080-9 ESCUTCHEON.	1	1
- 87	96-534080-19	. . . COVER ASSY,RH AFT ARMREST	1	1
	96-534080-5 PANEL,RH AFT ARMREST UPHOLSTERED.	1	1
	HS49014 CLIP,RH AFT ARMREST SUPPORT	4	1
- 88	33-530003-49	. . . VISOR ASSY,FRONT SUN.	2	1
	33-530003-137	. . . SUPPORT ASSY,SUN VISOR.	1	1
	33-530003-135	. . . WELD ASSY,SUN VISOR	1	1
	33-530003-107	. . . PIVOT,SUN VISOR /HORIZONTAL/.	1	1
	95-534037	. . . SPRING,SUN VISOR PIVOT.	1	1
	MS20365-1032	. . . NUT	1	1
	35-534079-2	. . . SHADE,SUN VISOR	1	1
	35-534079-22	. . . CLUTCH, FRICTION	1	1
	BS98577	. . . CLIP /SUPERSEDES SS98577/	4	1
	35-534079-4	. . . PIVOT,SUN VISOR /VERTICAL/.	1	1
- 89	35-534308-43 C	. . . VISOR ASSY,REAR SUN	2	1
	35-534090-26	. . . VISOR ASSY,REAR SUN	1	1
	35-534090-2	. . . SHADE,SUN VISOR	1	1
	35-534090-4	. . . PIVOT /VERTICAL/.	2	1
	35-534090-16	. . . WELD ASSY,LH.	1	1
	35-534090-17	. . . WELD ASSY,RH.	1	1
	35-534090-24	. . . CLUTCH, FRICTION	2	1
	BS98577	. . . CLIP /SUPERSEDES SS98577/	4	1
- 90	35-534305-55	. . . BOOT,RUDDER PEDAL	4	1
	35-534305-65	. . . BOOT,RUDDER PEDAL/ALTERNATE FOR 35-534305-55/	4	1
- 91	95-530002-73 C	. . . COVER,REAR SPAR CARRY THRU.	1	1
- 92	35-415380-22	. . . PAN	1	1
- 93	35-534305-39 C	. . . CARPET ASSY,CENTER CABIN FLOOR.	1	1
- 94	35-534420-93	. . . ANGLE,FRONT SPAR CARRY THRU	1	1
- 95	35-534421-1 C	. . . COVER ASSY,FRONT SPAR CARRY THRU PARTITION.	1	1
- 96	33-530003-153	. . . POCKET ASSY,FRONT SPAR CARRY THRU RH.	1	1
- 97	33-530003-151	. . . POCKET ASSY,FRONT SPAR CARRY THRU LH.	1	1



MODEL 35 PARTS CATALOG

FIG. & INDEX NO.	PART NO.	DESCRIPTION	UNITS PER ASSY	USABLE ON CODE
15C-	33-534015-9	. COVER INSTL,FRONT SPAR CARRY THRU	NP	1
- 98	33-534015-7	. . COVER ASSY,FRONT SPAR CARRY THRU LH	1	1
- 99	33-534015-8	. . COVER ASSY,FRONT SPAR CARRY THRU RH	1	1
-100	96-530002-83 C	. PARTITION ASSY,FRONT SPAR CARRY THRU.	1	1
-101	35-534052	. COVER ASSY,EMERGENCY LANDING GEAR CRANK	1	1
-102	96-530002-85 C	. CARPET ASSY /BETWEEN FRONT SEATS/	1	1
-103	33-324032	. PLACARD,EMERGENCY LANDING GEAR INSTRUCTION.	1	1
		/ATTACHING PARTS/		
	NAS384-6R	. SCREW	2	
-104	95-530002-53 C	. CARPET ASSY,AFT FLOORBOARD.	1	1
-105	95-530002-93	. STRAP ASSY,BAGGAGE HOLD DOWN LH	3	1
-106	95-530002-95	. STRAP ASSY,BAGGAGE HOLD DOWN RH	3	1
-107	96-530001-117 C	. PANEL ASSY,AFT BULKHEAD LOWER	1	1
-108	35-534437-187	. PANEL ASSY,AFT BULKHEAD CENTER.	1	1
-109	96-530002-135	. TRIM,AFT BULKHEAD	1	1
-110	35-534437-177	. PANEL ASSY,AFT BULKHEAD	1	1
-111	35-534437-175	. TRIM,AFT BULKHEAD	1	1
-112	35-534437-183	. PANEL ASSY,AFT BULKHEAD UPPER	1	1
-113	96-534011-7	. ANGLE,HAT SHELF LOWER	1	1
-114	35-534402	. DECAL,HAT SHELF	1	1
-115	118650-1	. HOLDER ASSY	1	1
		/ATTACHING PARTS/		
	AN227-8B	. STUD.	6	
	PK79XZ4-6	. SCREW	6	
-116	96-534011	. SHELF INSTL,HAT	NP	2
	96-534011-5	. . SHELF,HAT	1	2
	35-554035-601	. SHELF ASSY,HAT.	1	3
	35-534445-3	. . FRAME	1	3
	35-534445-5	. . GRILL	1	3
		/ATTACHING PARTS/		
	PK76XZ6-6	. . SCREW	10	
-117	96-534058-1	. HEADLINER INSTL	NP	1
	96-534058-5	. . PANEL ASSY,CENTER FWD	1	1
-118	96-534058-7 C	. . PANEL ASSY,LH	1	1
-119	96-534058-9 C	. . PANEL ASSY,RH	1	1
-120	96-534058-11	. . PANEL ASSY,CENTER AFT	1	1
-121	96-534058-19	. . TRACK,LH.	1	1
-122	96-534058-20	. . TRACK,RH.	1	1
		/ATTACHING PARTS/		
	AN530-6R	. . SCREW	6	
-123	35-534394-39	. . TRACK,LH.	1	1
-124	35-534394-31	. . TRACK,RH.	1	1
		/ATTACHING PARTS/		
	AN530-6R	. . SCREW	1	
-125	294660-1	. . FASTENER.	AR	1
	NAS548P6	. . SCREW	6	1
	1006960-ZF008	. . SPACER.	4	1
	96-534078-1	. ASH TRAY INSTL.	NP	1
	96-534078-7	. . CLIP.	1	1
	96-534078-9	. . BRACKET	1	1
	35-534415-5	. . BRACKET	4	1
	35-534415-9	. . BRACKET	1	1
-126	33-534042-1	. . ASH TRAY ASSY	4	1
		/ATTACHING PARTS/		
	PK74XZ6-8	. . SCREW	2	
	A6500-6Z1	. . NUT	2	
	S23AR-RT-CS	. . . ASH TRAY.	1	1
	33-534042-3	. . . HANDLE,ASH TRAY	1	1
		/ATTACHING PARTS/		
	PK76XZ6-6	. . . SCREW	2	

FIG. & INDEX NO.	PART NO.	DESCRIPTION							UNITS PER ASSY	USABLE ON CODE
		1	2	3	4	5	6	7		
15C-	35-534438-1	EMBLEM INSTL,MODEL IDENTITY /WITHOUT AUTOPILOT. INSTL/							NP	1
	35-534438-3	EMBLEM INSTL,MODEL IDENTITY /WITH AUTOPILOT . . INSTL/							NP	1
-127	35-534441-13	. EMBLEM ASSY /ATTACHING PARTS/							1	1
	P8125070	. COG PUSHNL. /WITHOUT AUTOPILOT INSTL/							2	
	SC125007	. NUT,CAP /WITH AUTOPILOT INSTL/.							2	
	35-534439	. . HOLDER,EMBLEM							1	1
	35-534440-13	. . EMBLEM.							1	1

CODE EFFECTIVITY

- 1 D-8599 AND AFTER
- 3 D-8872 AND AFTER

CODE EFFECTIVITY

- 2 D-8599 THRU D-8871

2-80

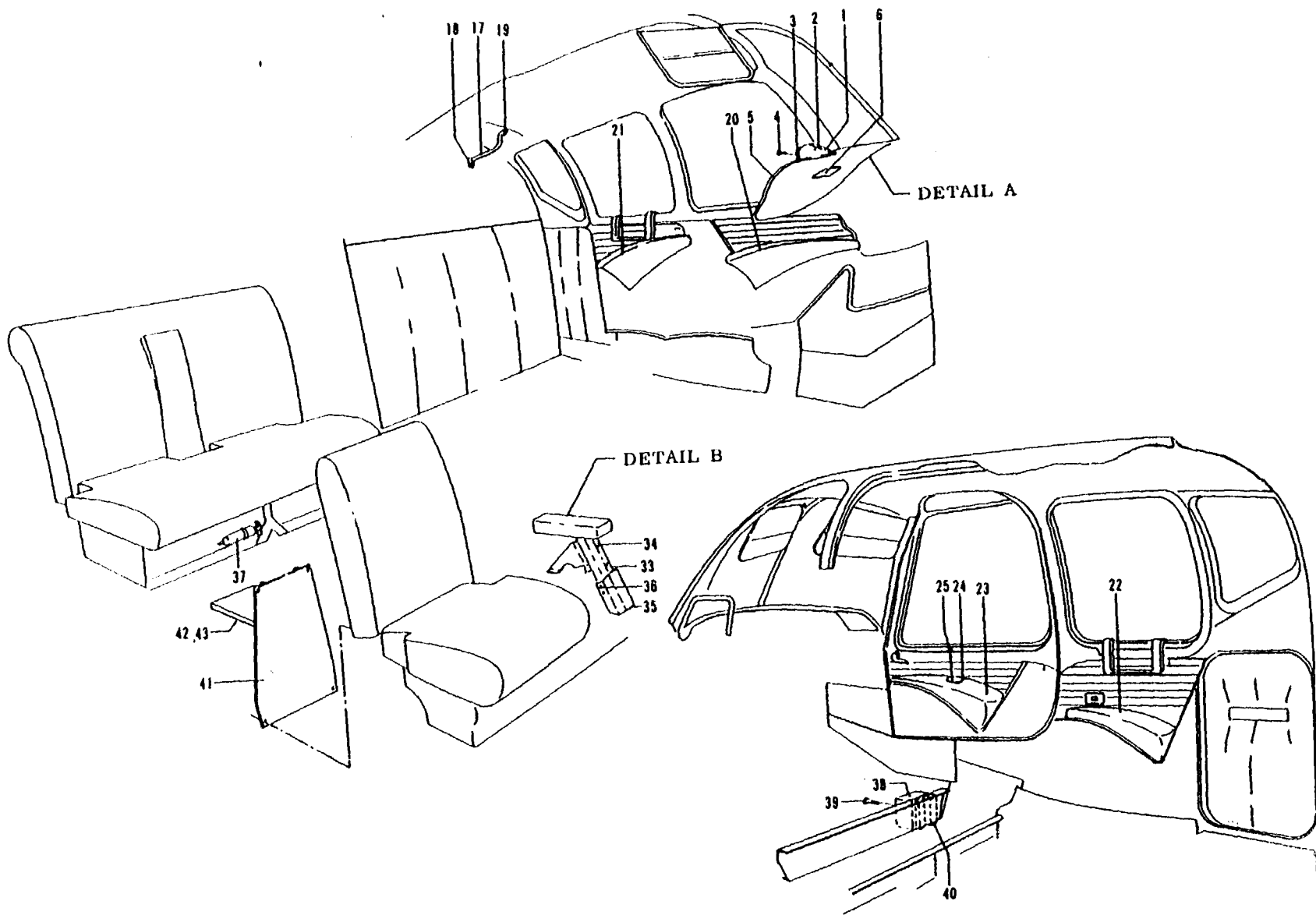
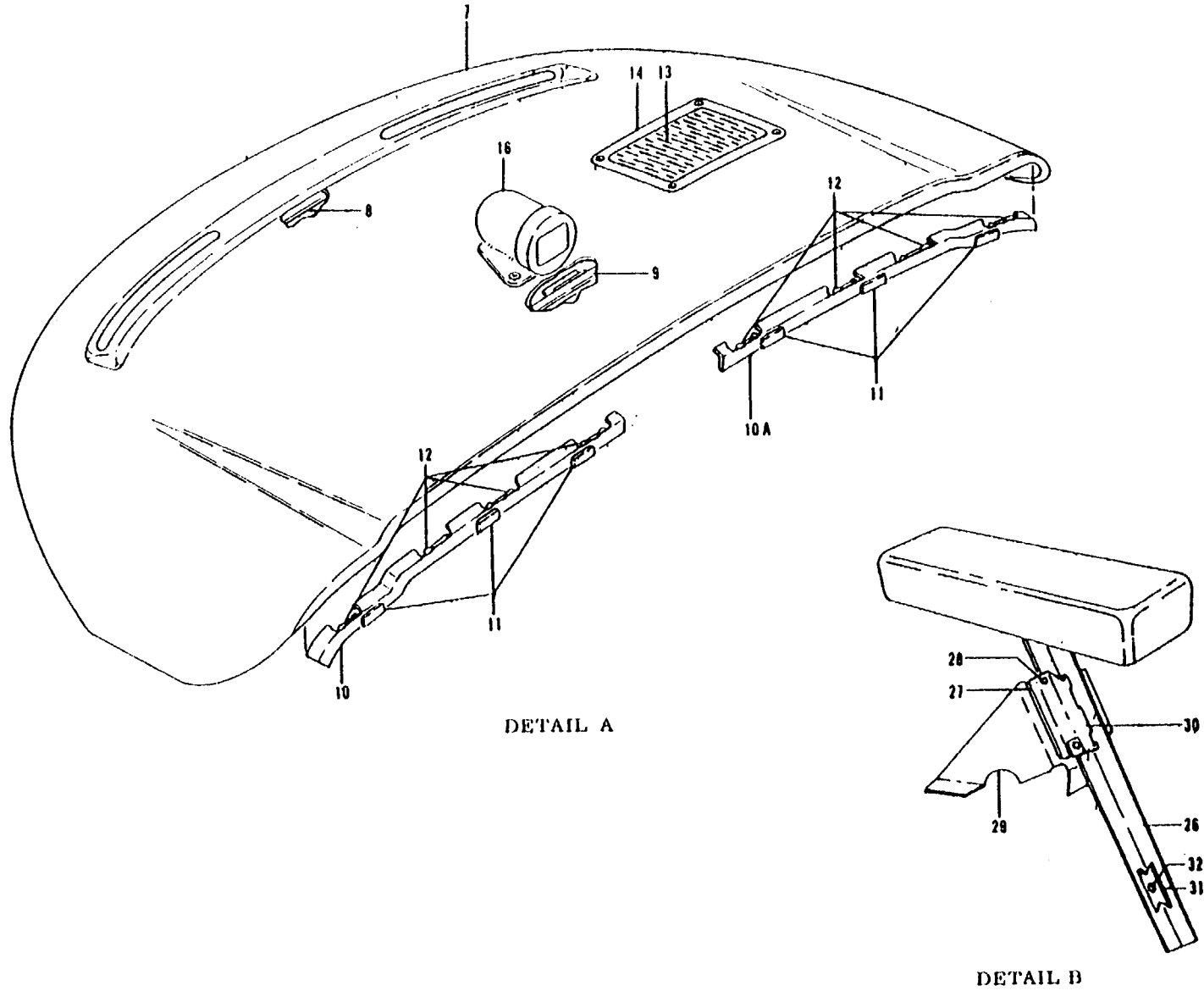


Figure 16. Cabin Equipment (Sheet 1 of 2 Sheets)

C3



DETAIL A

DETAIL B

Figure 16. Cabin Equipment (Sheet 2 of 2 Sheets)

MODEL 35 PARTS CATALOG

FIG. & INDEX NO.	PART NO.	DESCRIPTION	UNITS PER ASSY	USABLE ON CODE
16 -	35-324375	CLOCK INSTL, INSTRUMENT PANEL DECK	NP	1
- 1	35-324375-1	. COVER, INSTRUMENT PANEL CLOCK.	1	1
		//ATTACHING PARTS/		
- 2	NAS384-6-8	. SCREW	2	
	35-324375-3	. BRACKET, INSTRUMENT PANEL CLOCK.	1	1
		//ATTACHING PARTS/		
	AN515-6R8	. SCREW	2	
- 3	35-380004-1	. CLOCK, EIGHT-DAY	1	2
		//SEE FIG. 62/		
	50-380013-5	. CLOCK, EIGHT DAY /SUPERSEDES 35-380004-5/.	1	3
		//ATTACHING PARTS/		
- 4	NAS387-632-10	. SCREW	2	
	AN93686	. WASHER.	2	
	AN34086	. NUT	2	
	35-534014	SHIELD INSTL, NO GLARE	NP	7
	35-534014-7 BLK	. SHIELD ASSY, NO GLARE /BLACK/.	1	7
	35-534014-7	. SHIELD ASSY, NO GLARE /GREY/.	1	7
- 5	35-534014-1	. . PAD, NO GLARE SHIELD LH.	1	7
	35-534014-2	. . PAD, NO GLARE SHIELD RH.	1	7
	35-534014-3	. . RETAINER, NO GLARE SHIELD.	1	7
		//ATTACHING PARTS/		
	2188	. . FASTENER.	14	
- 6	35-534014-5	. CUSHION, NO GLARE SHIELD	1	7
	96-530013-3	SHIELD INSTL, GLARE.	NP	15
	96-530013-49	SHIELD INSTL, GLARE.	NP	5
	96-530013-7	. SHIELD ASSY, GLARE	1	15
	96-530013-611	. SHIELD ASSY, GLARE	1	5
	96-530013-25	. . DECK ASSY	1	6
	96-530013-47	. . DECK ASSY	1	5
	96-530013-61	. . DECK.	1	17
	96-530014-5	. . ANGLE	1	17
	96-530013-17	. . COVER	1	17
	96-530013-59	. . BLOCK, COMPASS	1	5
	96-530013-11	. . RETAINER.	1	18
	96-530013-13	. . GRILL	1	18
		//ATTACHING PARTS/		
	PK76XZ6	. . SCREW	4	
	A1778-6Z	. . NUT	4	
	95-554017-9	. . ANGLE, LH.	1	18
	95-554017-10	. . ANGLE, RH.	1	18
		//ATTACHING PARTS/		
	AN507-632R	. . SCREW	8	
	AN960-6	. . WASHER.	8	
	102933P2ZM0156	. . SPACER.	8	
	C2400L4P1	. COMPASS	1	5
		//ATTACHING PARTS/		
	AN51588R14	. SCREW	3	
	AN34088	. NUT	3	
	96-534075-1	SHIELD INSTL, GLARE.	NP	16
	96-534075-51	. SHIELD ASSY, GLARE	1	16
	96-534075-607	. . DECK ASSY, GLARE SHIELD.	1	16
- 7	96-534075-5	. . DECK.	1	16
- 8	96-554022	. . DUCT ASSY, DEFROSTER	1	16
- 9	96-534075-47	. . ANGLE	1	16
	96-534075-15	. . REFLECTOR ASSY, LH	1	16
	96-534075-16	. . REFLECTOR ASSY, RH	1	16
- 10	6-534075-13	. . REFLECTOR, LH.	1	16
- 10A	96-534075-14	. . REFLECTOR, RH.	1	16
- 11	96-534075-21	. . SPACER.	6	16
- 12	4165-302	. . HOLDER, BULB	8	16

FIG. & INDEX NO.	PART NO.	1	2	3	4	5	6	7	DESCRIPTION	UNITS PER ASSY	USABLE ON CODE
16 - 13	96-530013	GRILL	1	16
- 14	96-530013-11	RETAINER,GRILL	1	16
	PK76XZ6	SCREW	4	
	A1778-6Z	NUT	4	
- 15		DELETED		
- 16	C2400L4P1	COMPASS ASSY.	1	16
	ANS1588-10	SCREW	3	
	35-534066-1	HANGER INSTL,COAT	NP	9
	35-534400	HANGER INSTL,COAT	NP	4
	35-534399	HANGER INSTL,COAT	NP	11
- 17	35-534065-7	HANGER ASSY	1	9
	35-534400-1	TUBE	1	4
	35-534399-1	TUBE,COAT HANGER.	1	13
	1440-14	STRAP,COAT HANGER	1	14
	95-534042-3	COVER,STRAP END	2	14
		/ATTACHING PARTS/		
- 18	NAS384-6-8P	SCREW	2	9
- 19	NAS387-832-10P	SCREW	1	
	NAS387R8	SCREW	2	4
	NAS39188P	WASHER /SUPERSEDES NAS391-8P/	2	
	35-534243	ARMREST INSTL,SIDE PANELS /SEE FIG. 15 FOR NHA/	NP	7
- 20	35-534243-25	ARMREST,FWD PANEL LH.	1	7
- 21	35-534243-15	ARMREST,REAR PANEL LH	1	7
- 22	35-534243-5	ARMREST,REAR PANEL RH	1	7
- 23	35-534243-1	ARMREST ASSY,DOOR PANEL RH.	1	7
- 24	35-534244-1	CUP /SUPERSEDES 35-534244/	1	7
		/ATTACHING PARTS/		
- 25	NAS220	SCREW	2	
	35-534372	ARMREST INSTL,FRONT SEAT.	NP	7
	35-534372-77	ARMREST INSTL,FRONT SEAT.	NP	8
- 26	33-530003-621 C	ARMREST ASSY,UPHOLSTERED CENTER	1	
		/SPECIFY SHIP SERIAL/		
- 27	35-534372-41	GUIDE,FRONT SEAT ARMREST.	2	
		/ATTACHING PARTS/		
- 28	AN3-10A/M/	BOLT.	2	
	AN3-7A/M/	BOLT.	2	
	AN960-416L	WASHER.	2	
- 29	35-534372-3	BRACKET ASSY,FRONT SEAT ARMREST	1	12
	35-534372-91	BRACKET ASSY,FRONT SEAT ARMREST	1	11
- 30	35-534372-5	CATCH ASSY,FRONT SEAT ARMREST	1	
	35-534372-25	ANGLE,FRONT SEAT ARMREST.	1	
- 31	50-534073-1	CAM	1	
		/ATTACHING PARTS/		
- 32	AN525-832-11	BOLT.	1	
	105739X-XP0221	BUSHING	1	
	105739X-XR0150	BUSHING	1	
	AN960-10L	WASHER.	1	
	MS20365-832	NUT /SUPERSEDES AN365-832/	1	
- 33	35-534372-99	COVER,ARMREST SLIDE /SUPERSEDES 35-534372-37/	1	
		/ATTACHING PARTS/		
- 34	AN530-8R6	SCREW	2	
- 35	35-534372-47 C	COVER ASSY,ARMREST LOWER.	1	12
	35-534372-85	COVER ASSY,ARMREST LOWER.	1	11
		/ATTACHING PARTS/		
- 36	AN530-8R6	SCREW	4	
	T6XZ6-4	SCREW	1	
	A1784-6Z3	NUT	1	

FIG. & INDEX NO.	PART NO.	DESCRIPTION							UNITS PER ASSY	USABLE ON CODE	
		1	2	3	4	5	6	7			
16 -	35-574021	EXTINGUISHER INSTL,HAND FIRE /TYPE A2/							NP	8	
	35-574024	EXTINGUISHER INSTL,HAND FIRE /WATER TYPE/							NP	8	
	35-574025	EXTINGUISHER INSTL,HAND FIRE /FREON TYPE/							NP	11	
	- 37	A2	. EXTINGUISHER,FIRE /WITH BRACKET/.							NP	8
		890275	. EXTINGUISHER,FIRE							1	8
		FR2 1/2	. EXTINGUISHER,FIRE /WITH BRACKET/.							1	11
			/ATTACHING PARTS/								
		AN507-832-10	. SCREW							6	
		AN525-10	. SCREW							4	11
		AN960-8	. WASHER.							6	
	AN960-10	. WASHER.							4	11	
	MS20365-832	. NUT /SUPERSEDES AN365-832/.							6		
	MS20365-1032	. NUT							4	11	
	13X1565	. BRACKET							NP	8	
	35-574023	KIT INSTL,FIRST AID							NP	8	
- 38	NO NUMBER	. KIT,10 UNIT /TYPE D/ FIRST AID.							1	8	
		/ATTACHING PARTS/									
- 39	AN515-6-8	. SCREW							2		

- 40	35-574023-4	. CUSHION,FIRST AID KIT							2	8	
	96-530012	CARD TABLE INSTL /OPTIONAL/							NP	10-	
	35-534422	CARD TABLE INSTL /OPTIONAL/							NP	19	
- 41	96-530012-3	. SEAT REINFORCEMENT,CARD TABLE							1	10	
- 42	7150-4	. TABLE,CARD.							1	10	
	7155	. TABLE,CARD.							1	19	
	60-530109	TABLE INSTL,SEAT BACK							NP	16	
- 43	60-384041	. TABLE							1	16	
		/ATTACHING PARTS/									
	NAS384-6-14P	. SCREW							4		
	NAS39186P	. WASHER.							4		

CODE EFFECTIVITY

CODE EFFECTIVITY

- 1 D-5331 THRU D-6841
- 3 D-6162 THRU D-6841
- 5 D-8024 THRU D-8598
- 7 D-4866 THRU D-6841
- 9 D-4866 THRU D-6561
- 11 D-7310 AND AFTER
- 13 D-7310 THRU D-7407
- 15 D-6842 THRU D-8023
- 17 D-7977 THRU D-8598
- 19 D-7310 THRU D-8598

- 2 D-5331 THRU D-6161
- 4 D-6562 THRU D-7309
- 6 D-7977 THRU D-8023
- 8 D-6842 AND AFTER
- 10 D-6842 THRU D-7309
- 12 D-4866 THRU D-7309
- 14 D-7408 AND AFTER
- 16 D-8599 AND AFTER
- 18 D-6842 THRU D-8598




Figure 17. Assist Retract Step (D-4866 thru D-8561)

FIG. & INDEX NO.	PART NO.	DESCRIPTION	UNITS PER ASSY	USABLE ON CODE
17	35-410240	STEP INSTL,ASSIST RETRACT /SEE FIG. 7 FOR NHA/.	NP	1
-	35-410241	. . STEP ASSY,ASSIST /ORDER 35-410241-12/	NP	1
- 1	□35-410241-12	. . WELD ASSY,ASSIST STEP RETRACT /SUPERSEDES 35-410241/ /ATTACHING PARTS/	1	1
- 2	□AN3-27A	. . BOLT	1	
- 3	10293304ZR0375 □AN365-1032	. . BUSHING NUT	2 1	
- 4	35-410242	. . BLOCK ASSY,SUPPORT BEARING /ATTACHING PARTS/	2	1
- 5	AN23-26A AN23-27A □AN960-10 □AN365-1032	. . BOLT BOLT WASHER NUT	5 3 8 8	
- 6	□35-410160-38	. . SUPPORT,ASSIST STEP	1	1
- 7	35-410243	. . ANGLE,ASSIST STEP CABLE ATTACHING	1	1
- 8	□35-410243	. . CORD ASSY,ASSIST STEP /ATTACHING PARTS/	3	1
- 9	□AN3-6A □AN960-10 □AN960-10L □AN365-1032	. . BOLT WASHER WASHER NUT	1 1 1 1	
- 10	□35-410271	. . ANGLE,CABLE TO CORD ATTACHING /ATTACHING PARTS/	1	1
- 11	□AN3-6A □AN960-10 □AN365-1032	. . BOLT WASHER NUT	1 1 1	
- 12	□35-410247	. . STRAP,ASSIST STEP CORD ATTACHING /ATTACHING PARTS/	2	1
- 13	AN393-7 □AN380-2-2 □35-410244	. . PIN PIN,COTTER CABLE ASSY,ASSIST STEP ACTUATING /ATTACHING PARTS/	1 1 1	 1
- 14	□35-410248 AN916-416 AN365-428	. . BOLT,ASSIST STEP CABLE WASHER NUT	1 1 1	
- 15	35-410244-2	. . CABLE,ASSIST STEP ACTUATING	1	1
- 16	□S-167-130	. . HOUSING	1	1
- 17	S-129 □AN365-624	. . BUSHING NUT	1 1	1 1
- 18	□MS35489-6 □AN365-624	. . GROMMET NUT	1 1	1 1
- 19	□S-123	. . BUSHING	1	1
- 20	35-410246	. . CLIP,STEP CABLE ALIGNMENT	1	1
- 21	A2981A-4-27	. . CLAMP /ATTACHING PARTS/	2	1
- 22	AN530-8-8 □AN960-8	. . SCREW WASHER	2 2	
- 23	AN742-4	. . CLAMP /ATTACHING PARTS/	2	1
- 24	□AN3-4A □AN960-10 □AN365-1032	. . BOLT WASHER NUT	2 2 1	
- 25	□112149-2	. . GROMMET	2	1
- 26	□112436-2	. . RETAINER	1	1

FIG. & INDEX NO.	PART NO.	DESCRIPTION	UNITS PER ASSY	USABLE ON CODE
17 - 27	□49338	• FASTENER	2	1
	□AN960-8	• WASHER	4	1
- 28	□S-123	• BUSHING	1	1
	□AN365-624	• NUT	1	1
- 29	□118540-8HP-1	• PULLEY /SUPERSEDES AN210-1A/ /ATTACHING PARTS/	1	1
- 30	□AN3-6A	• BOLT	1	
	□AN960-10	• WASHER	1	
	□AN365-1032	• NUT	1	
	□AN393-13	• PIN,FLAT HEAD	1	
	□AN380-2-2	• PIN,COTTER	1	
- 31	□35-410434	• LINK,STEP RETRACT CABLE SAFETY /ATTACHING PARTS/	1	1
- 32	AN393-7	• PIN,FLAT HEAD	1	
	□AN960-10L	• WASHER	2	
	□AN380-2-2	• PIN,COTTER	1	
- 33	AN42-6A	• BOLT,EYE /ATTACHING PARTS/	1	1
- 34	AN393-7	• PIN,FLAT HEAD	1	
	□AN960-10L	• WASHER	1	
	□AN380-2-2	• PIN,COTTER	1	
	□AN960-10	• WASHER	3	
	□AN365-1032	• NUT	1	

CODE EFFECTIVITY

1 D-4866 THRU D-6561

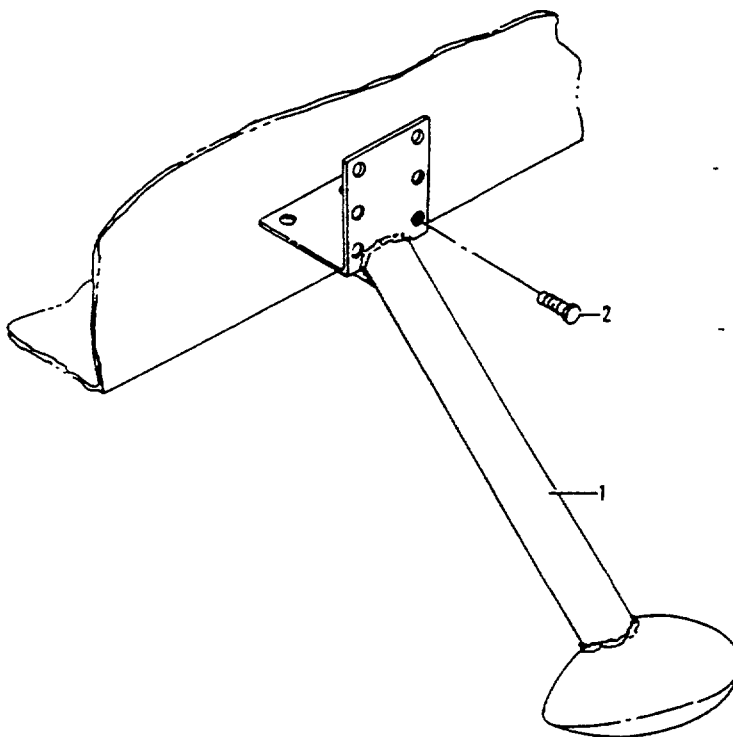


Figure 17A. Assist Step (D-6562 and After)

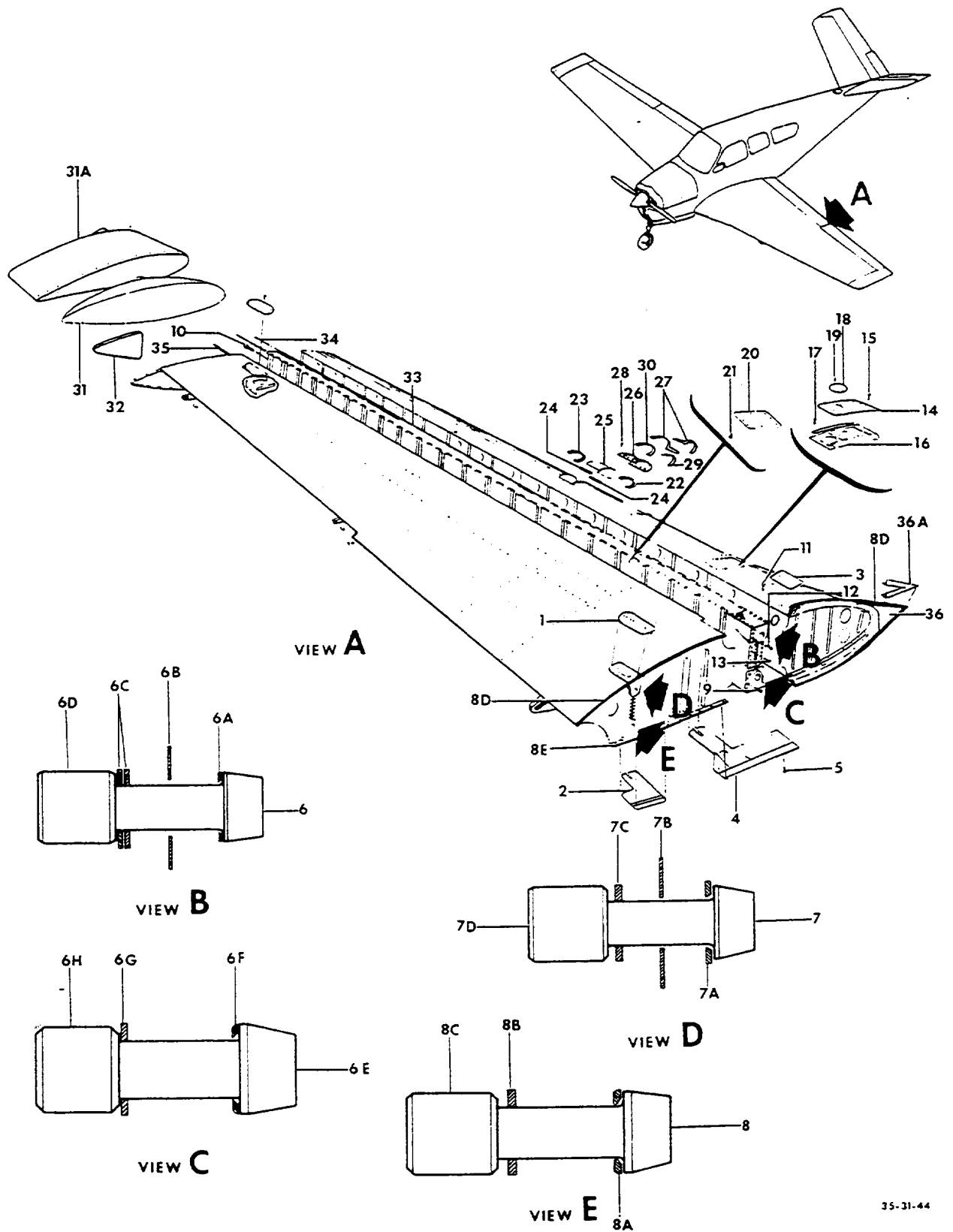
FIG. & INDEX NO.	PART NO.	DESCRIPTION							UNITS PER ASSY	USABLE ON CODE	
		1	2	3	4	5	6	7			
17A-	95-440014-15	STEP	INSTL,	ASSIST	NP	1	
	95-440014-47	STEP	INSTL,	ASSIST	NP	2	
		/SUPERSEDES 95-440014-25/									
- 1	95-440014-17	.	WELD	ASSY,	ASSIST	STEP	.	.	1	1	
	95-440014-57	.	WELD	ASSY,	ASSIST	STEP	.	.	1	2	
		/SUPERSEDES 95-440014-27/									
		/ATTACHING PARTS/									
- 2	NAS221	.	SCREW	9		
	MS20365-1032	.	NUT	/SUPERSEDES	AN365-1032/	.	.	.	9		

CODE EFFECTIVITY

1 D-6562 THRU D-7309

CODE EFFECTIVITY

2 D-7310 AND AFTER



35-31-44

FIG. & ITEM NO.	PART NO.	DESCRIPTION	UNITS PER ASSY	USABLE ON CODE
18	35-105100	WING INSTL,LH	NP	
	35-105100-1	WING INSTL,RH	NP	
- 1	35-105005-12	. DOOR ASSY,UPPER REAR LH	1	
	35-105005-13	. DOOR ASSY,UPPER REAR RH	1	
	35-105005-4	. . CLIP.	1	
	35-105005-6	. . CLIP.	1	
- 2	35-105110	. COVER ASSY,LOWER REAR LH.	1	
	35-105110-1	. COVER ASSY,LOWER REAR RH.	1	
		/ATTACHING PARTS/		
	PK79XZ8-7	. SCREW	3	
		-----*		
	45-105117	. . CLIP.	1	
	45-105053	. . CLIP ASSY	1	
- 3	35-105005-10	. DOOR ASSY,UPPER FRONT LH.	1	
	35-105005-11	. DOOR ASSY,UPPER FRONT RH.	1	
	35-105005-4	. . CLIP.	1	
	35-105005-6	. . CLIP.	1	
- 4	35-105005-8	. DOOR ASSY,LOWER FRONT LH.	1	
	35-105005-9	. DOOR ASSY,LOWER FRONT RH.	1	
- 5	PK79XZ8-7	. SCREW,DOOR ASSY ATTACH.	4	
	45-105117	. . CLIP /SUPERSEDES 35-105005-34/.	1	
	35-115388-631	WING ASSY,LH /SPARE ASSY,SEE ADDENDUM/.	1	3
	35-115388-651	WING ASSY,LH /SPARE ASSY/	1	16
	35-115388-671	WING ASSY,LH,/SPARE ASSY/	1	18
	35-115388-677	LEADING EDGE AND MAIN SPAR ASSY,LH /SPARE ASSY/	1	18
	35-115388-13	WING ASSY,LH.	NP	3
	35-115388-17	WING ASSY,LH,/SPARE ASSY/	NP	16
	35-115388-31	WING ASSY,LH,/SPARE ASSY/	NP	24
	35-115388-33	WING ASSY,LH,/SPARE ASSY/	NP	24
	35-115388-21	WING ASSY,LH.	NP	20
	35-115388-25	WING ASSY,LH.	NP	26
	35-115388-11	WING ASSY,LH /OPTIONAL/	NP	3
	35-115388-15	WING ASSY,LH /OPTIONAL/	NP	16
	35-115388-19	WING ASSY,LH /OPTIONAL/	NP	20
	35-115388-23	WING ASSY,LH /OPTIONAL/	NP	26
	35-115388-632	WING ASSY,RH /SPARE ASSY,SEE ADDENDUM/.	1	3
	35-115388-652	WING ASSY,RH /SPARE ASSY/	1	16
	35-115388-672	WING ASSY,RH,/SPARE ASSY/	1	18
	35-115388-678	LEADING EDGE AND MAIN SPAR ASSY,RH /SPARE ASSY/	1	18
	35-115388-14	WING ASSY,RH.	NP	3
	35-115388-18	WING ASSY,RH.	NP	16
	35-115388-22	WING ASSY,RH.	NP	20
	35-115388-26	WING ASSY,RH.	NP	21
	35-115388-12	WING ASSY,RH /OPTIONAL/	NP	3
	35-115388-16	WING ASSY,RH /OPTIONAL/	NP	16
	35-115388-20	WING ASSY,RH /OPTIONAL/	NP	20
	35-115388-24	WING ASSY,RH /OPTIONAL/	NP	21
		/ATTACHING PARTS/		
- 6	NAS150-33/M/	BOLT,FWD UPPER/INTERNAL WRENCHING/.	1	
- 6A	MS20002C10	WASHER/UNDER BOLT HEAD/	1	
- 6B	105090A032-10J	WASHER/BETWEEN WING AND CARRY THRU FITTING/	1	
- 6C	MS20002-10	WASHER/UNDER NUT/	AR	
- 6D	12N9108	NUT,FWD UPPER/INTERNAL WRENCHING/	1	
- 6E	NAS152-46/M/	BOLT,FWD LOWER/INTERNAL WRENCHING/.	1	23
	MS20012-28/M/	BOLT,FWD LOWER/INTERNAL WRENCHING/.	1	24
- 6F	35-105011	WASHER/UNDER BOLT HEAD/	1	
- 6G	MS20002-12	WASHER/UNDER NUT/	AR	
- 6H	12N9126	NUT,FWD LOWER/INTERNAL WRENCHING/	1	
- 7	NAS150-33/M/	BOLT,AFT UPPER/INTERNAL WRENCHING/.	1	
- 7A	35-105111	WASHER/UNDER BOLT HEAD/	1	
- 7B	105090A032-10J	WASHER/BETWEEN WING AND CARRY THRU FITTING/	1	
- 7C	MS20002-10	WASHER/UNDER NUT/	AR	
- 7D	12N9108	NUT,AFT UPPER/INTERNAL WRENCHING/	1	
- 8	NAS150-35/M/	BOLT,AFT LWR/INTERNAL WRENCHING/.	1	
- 9A	35-105111	WASHER/UNDER BOLT HEAD/	1	
- 9B	MS20002-10	WASHER/UNDER NUT/	AR	
- 9C	12N9108	NUT,AFT LOWER/INTERNAL WRENCHING/	1	

FIG. & INDEX NO.	PART NO.	1	2	3	4	5	6	7	DESCRIPTION	UNITS PER ASSY	USABLE ON CODE
18 - 8D	115092-11000	EXTRUSION,UPPER	NP	
- 8E	111722-03408	EXTRUSION,LOWER	NP	
	50-110010-121	EDGE ASSY,WING LEADING LH /SEE FIG. 19/	1	3
	35-115430-1	EDGE ASSY,WING LEADING LH,/SEE FIG. 19/	1	16
	35-115431-1	EDGE ASSY,WING LEADING LH /SEE FIG. 19A/.	1	20
	35-115431-95	EDGE ASSY,WING LEADING LH /SEE FIG. 19A/.	1	20
	35-115431-97	EDGE ASSY,WING LEADING LH,/OPTIONAL/,	1	10
									/SEE FIG. 19A/		
	35-115431-119	EDGE ASSY,WING LEADING LH,/SEE FIG. 19A/.	1	10
	35-115431-133	EDGE ASSY,WING LEADING LH,/OPTIONAL/,	1	22
									/SEE FIG. 19A/		
	35-110009-3	EDGE ASSY,WING LEADING LH	1	24
									/SEE FIG. 19A FOR NHA/		
									/SUPERSEDES 35-115431-141/		
	35-115431-143	EDGE ASSY,WING LEADING LH	1	24
									/SEE FIG. 19A FOR NHA/		
	35-115431-135	EDGE ASSY,WING LEADING LH,/SEE FIG. 19A/.	1	22
	50-110010-122	EDGE ASSY,WING LEADING RH /SEE FIG. 19/	1	3
	35-115430-2	EDGE ASSY,WING LEADING RH,/SEE FIG. 19/	1	16
	35-115431-2	EDGE ASSY,WING LEADING RH /SEE FIG. 19A/.	1	20
	35-115431-96	EDGE ASSY,WING LEADING RH /SEE FIG. 19A/.	1	20
	35-115431-98	EDGE ASSY,WING LEADING RH,/OPTIONAL/,	1	10
									/SEE FIG. 19A/		
	35-115431-120	EDGE ASSY,WING LEADING RH,/SEE FIG. 19A/.	1	10
	35-115431-134	EDGE ASSY,WING LEADING RH,/OPTIONAL/.	1	25
	35-115431-136	EDGE ASSY,WING LEADING RH,/SEE FIG. 19A/.	1	25
									/ATTACHING PARTS/		
- 9	NAS220-9	SCREW	2	
- 10	AN515-8R8	SCREW	3	
- 11	AN525-832R12	SCREW	12	
- 12	NAS220-10	SCREW	2	
- 13	NAS220-8	SCREW	6	
	AN960-8	WASHER	22	
	MS20365-832	NUT /SUPERSEDES AN365-832/.	22	
- 14	50-110010-113	DOOR ASSY,FUEL CELL LH.	1	5
	50-110010-108	DOOR ASSY,FUEL CELL LH.	1	11
	95-110041-61	DOOR ASSY,FUEL CELL LH.	1	19
	50-110010-114	DOOR ASSY,FUEL CELL RH.	1	6
	50-110010-109	DOOR ASSY,FUEL CELL RH.	1	12
	95-110041-62	DOOR ASSY,FUEL CELL RH.	1	19
									/ATTACHING PARTS/		
- 15	AN507-832-8	SCREW	16	
- 16	50-110010-119	LINER ASSY,FUEL CELL LH	1	5
	50-110010-110	LINER ASSY,FUEL CELL LH	1	13
	50-110010-120	LINER ASSY,FUEL CELL RH	1	6
	50-110010-111	LINER ASSY,FUEL CELL RH	1	14
									/ATTACHING PARTS/		
- 17	AN507-632-8	SCREW	4	
- 18	50-110010-106	COVER,TRANSMITTER ACCESS.	1	8
									/ATTACHING PARTS/		
- 19	AN507-632R8	SCREW /SUPERSEDES AN507-632-8/.	6	8
- 20	50-110010-82	DOOR,ACCESS	1	3
	95-110018	DOOR,ACCESS	1	15
									/ATTACHING PARTS/		
- 21	AN507-1032RH	SCREW	4	
	50-110066	STRUCTURE INSTL,LANDING LIGHT LH.	NP	8
	50-110066-1	STRUCTURE INSTL,LANDING LIGHT RH.	NP	8
- 22	50-110066-30	SEAL,LANDING LIGHT PANE	1	8
									/MAKE FR 112416-0130/		
- 23	50-110066-32	SEAL,LIGHT PANE /MAKE FR 112416-01202/.	1	8
- 24	50-110066-28	SEAL,LIGHT PANE /MAKE FR 112416-00628/.	2	8
- 25	50-110066-26	PANE,LANDING LIGHT LH	1	8
	50-110066-27	PANE,LANDING LIGHT RH	1	8

FIG. & INDEX NO.	PART NO.	1	2	3	4	5	6	7	DESCRIPTION	UNITS PER ASSY	USABLE ON CODE
18 - 26	50-110066-24	.	.	.	RETAINER, LANDING LIGHT LH	.	.	.		1	8
	50-110066-25	.	.	.	RETAINER, LANDING LIGHT RH	.	.	.		1	8
					/ATTACHING PARTS/						
- 27	AN507-832R7	.	.	.	SCREW	.	.	.		24	
- 28		.			DELETED	.					
- 29		.			DELETED	.					
- 30		.			DELETED	.					
	35-115301-50	.			SECTION ASSY, LH /SEE FIG. 20/	.	.	.		1	
	35-115301-48	.			SECTION ASSY, LH /OPTIONAL/	.	.	.		1	1
	35-115301-52	.			SECTION ASSY, LH /OPTIONAL/	.	.	.		1	9
	35-115301-51	.			SECTION ASSY, RH /SEE FIG. 20/	.	.	.		1	
	35-115301-49	.			SECTION ASSY, RH /OPTIONAL/	.	.	.		1	1
	35-115301-53	.			SECTION ASSY, RH /OPTIONAL/	.	.	.		1	9
- 31	35-175001	.			TIP ASSY, LH	.	.	.		1	4
- 31A	35-170004-1	.			TIP ASSY, LH	.	.	.		1	17
	35-170005-19	.			TIP ASSY, LH /SUPERSEDES 35-170005-1/	.	.	.		1	24
	35-175001-1	.			TIP ASSY, RH	.	.	.		1	4
	35-170004-2	.			TIP ASSY, RH	.	.	.		1	17
	35-170005-20	.			TIP ASSY, RH /SUPERSEDES 35-170005-2/	.	.	.		1	24
					/ATTACHING PARTS/						
	AN509-8R7	.	.	.	SCREW	.	.	.		24	
- 32	35-115280	.			CLOSURE ASSY, LH	.	.	.		1	
	35-115280-1	.			CLOSURE ASSY, RH	.	.	.		1	
- 33	35-110061-1	.			SPAR ASSY, WING FRONT LH	.	.	.		1	
	35-110061-2	.			SPAR ASSY, WING FRONT RH	.	.	.		1	
					/ATTACHING PARTS/						
- 34	35-115388-4	.			PIN, WING HINGE UPPER /SUPERSEDES 35-115388-6/	.	.	.		2	
- 35	35-115388-4	.			PIN, WING HINGE LOWER	.	.	.		2	
					/ATTACHING PARTS/						
	35-115232	.			LUG, MOORING	.	.	.		1	
					/ATTACHING PARTS/						
	NAS221-9	.	.	.	SCREW	.	.	.		4	
- 36	35-115381	.			FILLET ASSY, LEADING EDGE LH	.	.	.		1	
	35-115381-1	.			FILLET ASSY, LEADING EDGE RH	.	.	.		1	
- 36A	35-115382	.			TIP, LH	.	.	.		1	
	35-115382-1	.			TIP, RH	.	.	.		1	

CODE	EFFECTIVITY	CODE	EFFECTIVITY
1	D-4866 THRU D-5330	2	D-5020 THRU D-5145
3	D-4866 THRU D-5725	4	D-4866 THRU D-6161
5	D-4866 THRU D-5725 AND D-5757 THRU D-5820	6	D-4866 THRU D-5725, D-5757 THRU D-5894, AND D-5903 THRU D-5906
7	D-4866 THRU D-5019, AND D-5146 AND AFTER	8	D-4866 THRU D-6841
9	D-5331 THRU D-6561	10	D-6655 THRU D-7121
11	D-5726 THRU D-5756, AND D-5821 THRU D-6841	12	D-5726 THRU D-5756, D-5895 THRU D-5902, D-5907 THRU D-6841
13	D-5726 THRU D-5756, AND D-5821 AND AFTER	14	D-5726 THRU D-5756, D-5895 THRU D-5902, D-5907 AND AFTER
15	D-5726 AND AFTER	16	D-5726 THRU D-6561
17	D-6162 THRU D-7309	18	D-6562 AND AFTER
19	D-6842 AND AFTER	20	D-6562 THRU D-6654
21	D-6655 AND AFTER	22	D-7122 THRU D-7309
23	D-4866 THRU D-7309	24	D-7310 AND AFTER
25	D-7122 AND AFTER	26	D-6655 THRU D-7309

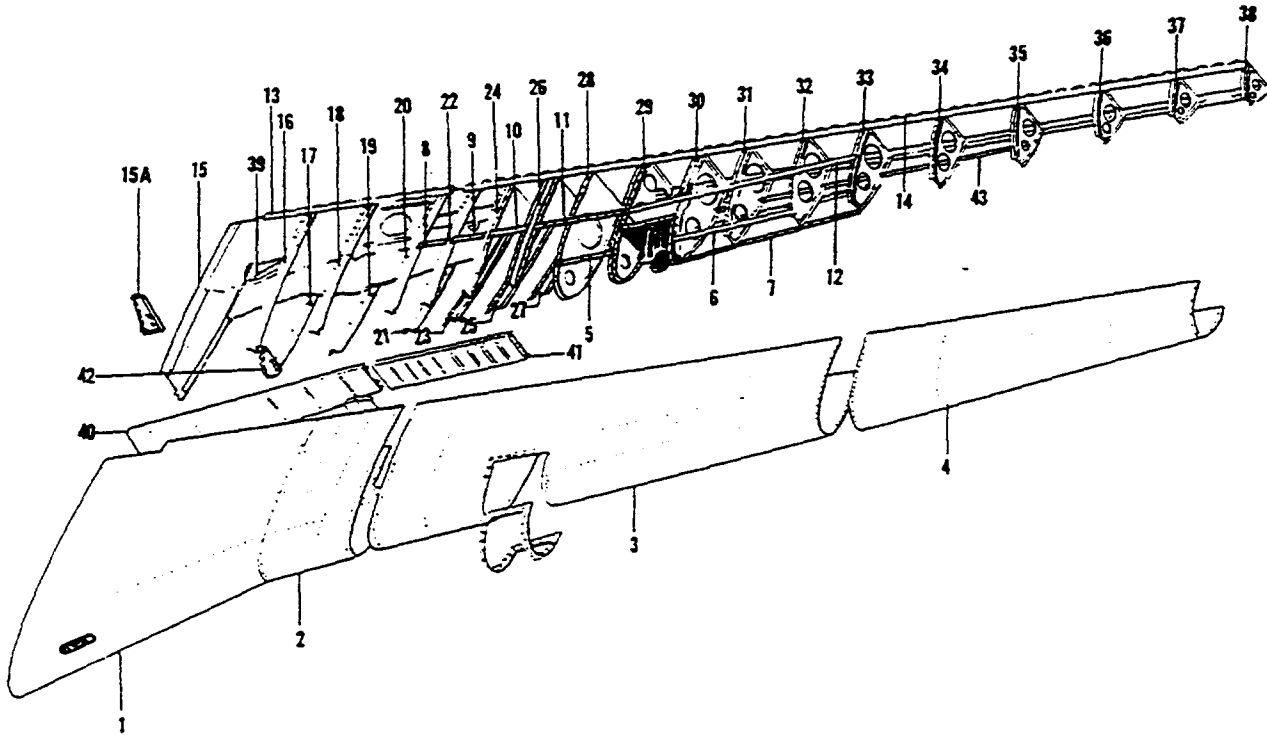


Figure 19. Wing Leading Edge Structure

FIG. & INDEX NO.	PART NO.	DESCRIPTION	UNITS PER ASSY							USABLE ON CODE
			1	2	3	4	5	6	7	
19	50-110010-631	EDGE ASSY,INBD SECTION WING LEADING LH.							1	2
		/SPARE ASSY,SEE ADDENDUM/								
	35-115430-601	EDGE ASSY,INBD SECTION WING LEADING LH.							1	3
		/SPARE ASSY/								
	50-110010-632	EDGE ASSY,INBD SECTION WING LEADING RH.							1	2
		/SPARE ASSY,SEE ADDENDUM/								
	35-115430-602	EDGE ASSY,INBD SECTION WING LEADING RH.							1	4
		/SPARE ASSY/								
	50-110010-633	EDGE ASSY,CENTER & OUTBD SECTION LEADING LH . . .							1	4
		/SPARE ASSY,SEE ADDENDUM/								
	50-110010-634	EDGE ASSY,CENTER & OUTED SECTION LEADING RH . . .							1	4
		/SPARE ASSY,SEE ADDENDUM/								
	35-115010-SA53	EDGE ASSY,OUTBD SECTION WING LEADING LH							1	4
		/SUPERSEDES 35-115010-653/								
35-115010-SA56	EDGE ASSY,OUTBD SECTION WING LEADING RH,.							1	4	
	/SUPERSEDES 35-115010-656/									
50-110010-604	EDGE ASSY,CENTER SECTION WING LEADING LH.							1	4	
	/SPARE ASSY,SEE ADDENDUM/									
50-110010-605	EDGE ASSY,CENTER SECTION WING LEADING RH.							1	4	
	/SPARE ASSY,SEE ADDENDUM/									
	50-110010-121	EDGE ASSY,WING LEADING LH /SEE FIG. 18 FOR NHA/							REF	2
	35-115430-1	EDGE ASSY,WING LEADING LH /SEE FIG. 18 FOR NHA/							REF	3
	50-110010-122	EDGE ASSY,WING LEADING RH /SEE FIG. 18 FOR NHA/							REF	2
	35-115430-2	EDGE ASSY,WING LEADING RH /SEE FIG. 18 FOR NHA/							REF	3
- 1	50-110010-84	• SKIN,LH							1	2
	50-110010-127	• SKIN,LH							1	3
	50-110086-1	• LINER ASSY,FUEL CELL SUPPORT LOWER INBD LH. . .							1	3

MODEL 35 PARTS CATALOG

FIG. & INDEX NO.	PART NO.	DESCRIPTION	UNITS PER ASSY	USABLE ON CODE
19	50-110010-85	• SKIN,RH	1	2
	□50-110010-128	• SKIN,RH	1	3
	50-110086-2	• LINER ASSY,FUEL CELL SUPPORT LOWER INSD RH.	1	3
- 2	□50-110010-68	• SKIN,LH	1	2
	50-110010-69	• SKIN,RH	1	2
- 3	□50-110010-70	• SKIN,LH	1	2
	35-115430-3	• SKIN,LH	1	3
	50-110078	• LINER ASSY,FUEL CELL SUPPORT UPPER OUTSD LH	1	3
	95-110015-35	• LINER ASSY,FUEL CELL SUPPORT LOWER OUTSD LH	1	3
	50-110010-73	• SKIN,RH	1	2
	35-115430-4	• SKIN,RH	1	3
	50-110078-1	• LINER ASSY,FUEL CELL SUPPORT UPPER OUTSD RH	1	3
	95-110015-36	• LINER ASSY,FUEL CELL SUPPORT LOWER OUTSD RH	1	3
	□35-115211-2	• SKIN,LH /SPARE ASSY/.	1	4
- 4	□35-115211-6	• SKIN,LH	1	4
	□35-115211-3	• SKIN,RH	1	4
- 5	50-110010-78	• STRINGER,LH	1	4
	50-110010-79	• STRINGER,RH	1	4
- 6	50-110010-74	• STRINGER,STA 169.829-188.907 UPPER LH	1	4
	□50-110010-75	• STRINGER,STA 169.829-188.907 UPPER RH	1	4
- 7	□50-110010-76	• STRINGER,STA 169.829-198.485 LOWER LH	1	4
	□50-110010-77	• STRINGER,STA 169.829-198.485 LOWER RH	1	4
- 8	50-110010-54	• STRINGER,LH	1	4
	50-110010-55	• STRINGER,RH	1	4
- 9	50-110010-52	• STRINGER,LH	1	4
	50-110010-53	• STRINGER,RH	1	4
- 10	50-110010-50	• STRINGER,LH	1	4
	50-110010-51	• STRINGER,RH	1	4
- 11	50-110010-94	• STRINGER,LH	1	4
	50-110010-95	• STRINGER,RH	1	5
	50-110010-92	• SPLICE,STRINGER LH.	1	4
	50-110010-93	• SPLICE,STRINGER RH.	1	4
- 12	50-110010-56	• STRINGER,LH	1	4
	□50-110010-57	• STRINGER,RH	1	4
- 13	50-110010-18	• HINGE,UPPER INSD LH	1	4
	50-110010-19	• HINGE,UPPER INSD RH	1	4
	50-110010-20	• HINGE,LOWER INSD LH	1	4
	50-110010-21	• HINGE,LOWER INSD RH	1	4
- 14	□50-110010-28	• HINGE,UPPER OUTSD LH.	1	4
	□50-110010-29	• HINGE,UPPER OUTSD RH.	1	4
	□50-110010-30	• HINGE,LOWER OUTSD LH.	1	4
	□50-110010-31	• HINGE,LOWER OUTSD RH.	1	4
	50-110010-647	• RIB ASSY,WING STA 23.881 LH /SPARE ASSY/.	1	4
- 15	50-110010-135	• RIB ASSY,WING STA 23.881 LH	NP	4
- 15A	35-115383	• RIB ASSY,ROOT RIB TO FUSELAGE CLOSURE LH.	1	4
	35-115383-1	• RIB ASSY,ROOT RIB TO FUSELAGE CLOSURE RH.	1	1
	35-115383-7	• RIB ASSY,ROOT RIB TO FUSELAGE CLOSURE RH.	1	5
	□50-110010-648	• RIB ASSY,WING STA 23.801 RH /SPARE ASSY/.	1	4
	50-110010-136	• RIB ASSY,WING STA 23.801 RH	NP	4
- 16	50-110010-24	• FORMER,WING STA 31.75 UPPER LH.	1	4
	50-110010-129	• FORMER,WING STA 31.75 UPPER RH.	1	4
- 17	□50-110010-2	• FORMER,WING STA 31.75 LOWER LH.	1	4
	50-110010-3	• FORMER,WING STA 31.75 LOWER RH.	1	4
- 18	50-110010-12	• FORMER,WING STA 39.375 UPPER LH	1	4
	□50-110010-13	• FORMER,WING STA 39.375 UPPER RH	1	4
- 19	□50-110010-4	• FORMER,WING STA 39.375 LOWER LH	1	4
	50-110010-5	• FORMER,WING STA 39.375 LOWER RH	1	4
- 20	50-110010-14	• FORMER,WING STA 47.00 UPPER LH.	1	4
	50-110010-15	• FORMER,WING STA 47.00 UPPER RH.	1	4
- 21	50-110010-6	• FORMER,WING STA 47.00 LOWER LH.	1	4
	□50-110010-7	• FORMER,WING STA 47.00 LOWER RH.	1	4
- 22	50-110010-16	• FORMER,WING STA 53.00 UPPER LH.	1	4
	50-110010-17	• FORMER,WING STA 53.00 UPPER RH.	1	4
- 23	50-110010-8	• FORMER,WING STA 53.00 LOWER LH.	1	4
	50-110010-9	• FORMER,WING STA 53.00 LOWER RH.	1	4
- 24	50-110010-137	• FORMER,WING STA 59.00 UPPER LH.	1	4
	50-110010-138	• FORMER,WING STA 59.00 UPPER RH.	1	4

FIG. & INDEX NO.	PART NO.	DESCRIPTION	UNITS PER ASSY	USABLE ON CODE		
					1	2
19 - 25	50-110010-139	. FORMER,WING STA 59.00 LOWER LH.	1	2		
	95-110015-27	. FORMER,WING STA 59.00 LOWER LH.	1	3		
	50-110010-140	. FORMER,WING STA 59.00 LOWER RH.	1	2		
	95-110015-28	. FORMER,WING STA 59.00 LOWER RH.	1	3		
- 26	50-110010-64	. FORMER,WING STA 66.00 UPPER LH.	1	4		
	50-110010-65	. FORMER,WING STA 66.00 UPPER RH.	1	4		
- 27	50-110010-141	. FORMER,WING STA 66.00 LOWER LH.	1	2		
	95-110015-31	. FORMER,WING STA 66.00 LOWER LH.	1	3		
	50-110010-36	. SUPPORT,LOWER LH.	1	3		
	50-110010-142	. FORMER,WING STA 66.00 LOWER RH.	1	2		
	95-110015-32	. FORMER,WING STA 66.00 LOWER RH.	1	3		
- 28	50-110064-10	. RIB ASSY,WING STA 73.00 LH.	1	2		
	50-110064-24	. RIB ASSY,WING STA 73.00 LH.	1	3		
	50-110064-11	. RIB ASSY,WING STA 73.00 RH.	1	2		
	50-110064-25	. RIB ASSY,WING STA 73.00 RH.	1	3		
- 29	50-110066-606	. RIB ASSY,WING STA 83.547 LH /SPARE ASSY/	1	4		
	50-110066-2	. RIB ASSY,WING STA 83.547 LH	NP	4		
	50-110066-607	. RIB ASSY,WING STA 83.547 RH /SPARE ASSY/	1	4		
	50-110066-3	. RIB ASSY,WING STA 83.547 RH	NP	4		
- 30	35-115043	. RIB ASSY,WING STA 94.094 LH	1	4		
	35-115043-1	. RIB ASSY,WING STA 94.094 RH	1	4		
- 31	50-110068	. RIB,WING STA 103.641 LH	1	4		
	50-110068-1	. RIB,WING STA 103.641 RH	1	4		
- 32	50-110069	. RIB,WING STA 113.172 LH	1	4		
	50-110069-1	. RIB,WING STA 113.172 RH	1	4		
- 33	35-115046	. RIB ASSY,WING STA 122.750 LH	1	4		
	35-115046-1	. RIB ASSY,WING STA 122.750 RH	1	4		
- 34	35-115037	. RIB ASSY,WING STA 136.188 LH	1	4		
	35-115037-1	. RIB ASSY,WING STA 136.188 RH	1	4		
- 35	35-115038	. RIB ASSY,WING STA 148.875 LH	1	4		
	35-400473	FUSELAGE ASSY	NP	30		
	35-115038-1	. RIB ASSY,WING STA 148.875 RH	1	4		
- 36	35-115036	. RIB ASSY,WING STA 162.563 LH	1	4		
	35-115036-1	. RIB ASSY,WING STA 162.563 RH	1	4		
- 37	35-115035	. RIB ASSY,WING STA 175.281 LH	1	4		
	35-115035-1	. RIB ASSY,WING STA 175.281 RH	1	4		
- 38	35-115034	. RIB ASSY,WING STA 191.0 LH	1	4		
	35-115034-1	. RIB ASSY,WING STA 191.0 RH	1	4		
- 39	50-110056	. GUSSET,LH	1	4		
	50-110056-1	. GUSSET,RH	1	4		
- 40	35-115177-SA6	. BULKHEAD,LH /SUPERSEDES 35-115177/	1	4		
	35-115177-SA7	. BULKHEAD,RH /SUPERSEDES 35-115177-1/	1	4		
- 41	50-110010-171	. BULKHEAD,LH	1	2		
	45-115178-14	. BULKHEAD,LH	1	3		
	50-110010-172	. BULKHEAD,RH	1	2		
	45-115178-15	. BULKHEAD,RH	1	3		
- 42	45-115011-2	. RIB,WING STA 31.75 LH	1	4		
	45-115011-1	. RIB,WING STA 31.75 RH	1	1		
	45-115011-5	. RIB,WING STA 31.75 RH	1	5		
- 43	50-110010-181	. STRINGER,LH	1	4		
	50-110010-182	. STRINGER,RH	1	4		

CODE EFFECTIVITY

- 1 D-4866 THRU D-5330
- 3 D-5726 THRU D-6561
- 5 D-5331 THRU D-6561

CODE EFFECTIVITY

- 2 D-4866 THRU D-5725
- 4 D-4866 THRU D-6561

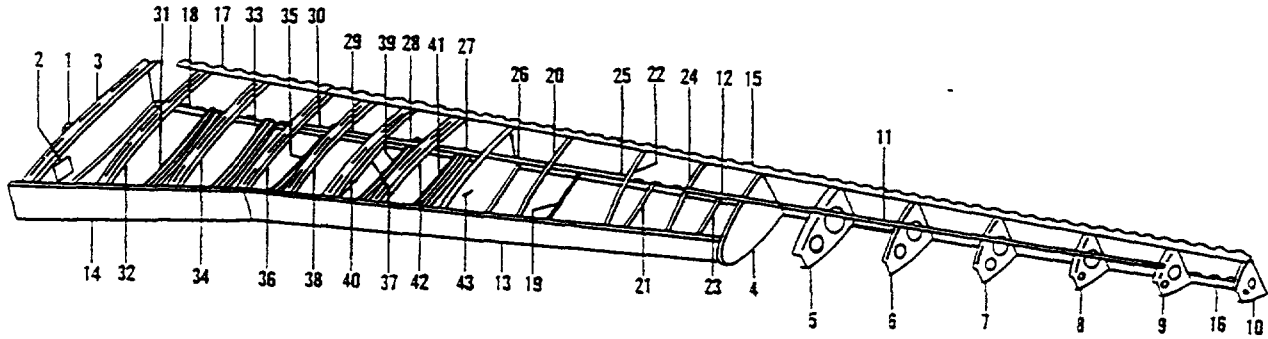


Figure 19A. Wing Leading Edge Structure

FIG. & INDEX NO.	PART NO.	DESCRIPTION							UNITS PER ASSY	USABLE ON CODE
		1	2	3	4	5	6	7		
19A-	35-115431-1	EDGE ASSY,WING LEADING LH	40	GAL.	1	1
		/SEE FIG. 18 FOR NHA/								
	35-115431-2	EDGE ASSY,WING LEADING RH	40	GAL.	1	1
		/SEE FIG. 18 FOR NHA/								
	35-115431-95	EDGE ASSY,WING LEADING LH	25	GAL.	1	1
		/SEE FIG. 18 FOR NHA/								
	35-115431-96	EDGE ASSY,WING LEADING RH	25	GAL.	1	1
		/SEE FIG. 18 FOR NHA/								
	35-115431-97	EDGE ASSY,WING LEADING LH	40	GAL.	1	4
		/SEE FIG. 18 FOR NHA/								
	35-115431-98	EDGE ASSY,WING LEADING RH	40	GAL.	1	4
		/SEE FIG. 18 FOR NHA/								
	35-115431-119	EDGE ASSY,WING LEADING LH	25	GAL.	1	4
		/SEE FIG. 18 FOR NHA/								
	35-115431-120	EDGE ASSY,WING LEADING RH	25	GAL.	1	4
		/SEE FIG. 18 FOR NHA/								
	35-115431-133	EDGE ASSY,WING LEADING LH	40	GAL.	1	6
		/SEE FIG. 18 FOR NHA/								
	35-115431-134	EDGE ASSY,WING LEADING RH	40	GAL.	1	7
		/SEE FIG. 18 FOR NHA/								
	35-115431-135	EDGE ASSY,WING LEADING LH	25	GAL.	1	6
		/SEE FIG. 18 FOR NHA/								
	35-115431-136	EDGE ASSY,WING LEADING RH	25	GAL.	1	7
		/SEE FIG. 18 FOR NHA/								
	35-115431-141	EDGE ASSY,WING LEADING LH	40	GAL.	1	8
		/SEE FIG. 18 FOR NHA/								
	35-115431-143	EDGE ASSY,WING LEADING LH	25	GAL.	1	8
		/SEE FIG. 18 FOR NHA/								

FIG. & INDEX NO.	PART NO.	DESCRIPTION	UNITS PER ASSY	USABLE ON CODE
		1 2 3 4 5 6 7		
19A-	1 35-115383	. RIB ASSY,WING STA 23.881 LH	1	3
	35-115383-7	. RIB ASSY,WING STA 23.881 RH	1	3
-	2 35-115166-18	. DOOR ASSY,LH.	1	3
	35-115166-19	. DOOR ASSY,RH.	1	3
		/ATTACHING PARTS/		
	□104215-00300	. PIN	1	
-	3 50-110010-135	. RIB ASSY,WING STA 23.881 LH	1	2
	50-110010-136	. RIB ASSY,WING STA 23.881 RH	1	2
	96-110007-9	. RIB ASSY,WING STA 23.881 LH	1	7
	96-110007-10	. RIB ASSY,WING STA 23.881 RH	1	7
-	4 35-115431-5	. RIB ASSY,WING STA 113.172 LH.	1	7
	35-115431-6	. RIB ASSY,WING STA 113.172 RH.	1	7
-	5 35-115046-8	. RIB ASSY,WING STA 122.750 LH.	1	7
	35-115046-9	. RIB ASSY,WING STA 122.750 RH.	1	7
-	6 □35-115037	. RIB ASSY,WING STA 136.188 LH.	1	2
	□35-115037-1	. RIB ASSY,WING STA 136.188 RH.	1	2
	95-110015-157	. RIB ASSY,WING STA 136.188 LH.	1	7
	95-110015-158	. RIB ASSY,WING STA 136.188 RH.	1	7
-	7 □35-115038	. RIB ASSY,WING STA 148.875 LH.	1	2
	□35-115038-1	. RIB ASSY,WING STA 148.875 RH.	1	2
	□95-110015-155	. RIB ASSY,WING STA 148.875 LH.	1	7
	95-110015-156	. RIB ASSY,WING STA 148.875 RH.	1	7
-	8 □35-115036	. RIB ASSY,WING STA 162.563 LH.	1	2
	□35-115036-1	. RIB ASSY,WING STA 162.563 RH.	1	2
	□95-110015-153	. RIB ASSY,WING STA 162.563 LH.	1	7
	95-110015-154	. RIB ASSY,WING STA 162.563 RH.	1	7
-	9 □35-115035	. RIB ASSY,WING STA 175.281 LH.	1	3
	□35-115035-1	. RIB ASSY,WING STA 175.281 RH.	1	3
-	10 □35-115034	. RIB ASSY,WING STA 191.0 LH.	1	3
	□35-115034-1	. RIB ASSY,WING STA 191.0 RH.	1	3
-	11 50-110010-181	. STIFFENER,LEADING EDGE OUTBOARD LH.	1	2
	50-110010-182	. STIFFENER,LEADING EDGE OUTBOARD RH.	1	2
	96-110007-3	. STRINGER,LEADING EDGE OUTBOARD LH.	1	7
	96-110007-4	. STRINGER,LEADING EDGE OUTBOARD RH.	1	7
	95-110041-13	. SPLICE,LH	1	7
	95-110041-14	. SPLICE,RH	1	7
-	12 35-115431-13	. STRINGER,LEADING EDGE LH.	1	2
	35-115431-14	. STRINGER,LEADING EDGE RH.	1	2
	96-110007-5	. STRINGER,LEADING EDGE LH.	1	7
	96-110007-6	. STRINGER,LEADING EDGE RH.	1	7
	35-115431-91	. SPAR ASSY,LEADING EDGE LH.	1	1
	35-115431-92	. SPAR ASSY,LEADING EDGE RH.	1	1
-	13 35-115431-83	. . SPAR,LEADING EDGE OUTBOARD LH.	1	1
	35-115431-84	. . SPAR,LEADING EDGE OUTBOARD RH.	1	1
-	14 95-110015-67	. . SPAR,LEADING EDGE INBOARD LH.	1	3
	95-110015-68	. . SPAR,LEADING EDGE INBOARD RH.	1	3
-	15 □50-110010-28	. HINGE,UPPER OUTBOARD LH.	1	1
	□50-110010-29	. HINGE,UPPER OUTBOARD RH.	1	1
	35-115431-113	. HINGE,UPPER OUTBOARD LH.	1	5
	35-115431-114	. HINGE,UPPER OUTBOARD RH.	1	5
-	16 □50-110010-30	. HINGE,LOWER OUTBOARD LH.	1	1
	□50-110010-31	. HINGE,LOWER OUTBOARD RH.	1	1
	35-115431-115	. HINGE,LOWER OUTBOARD LH.	1	5
	35-115431-116	. HINGE,LOWER OUTBOARD RH.	1	5
-	17 50-110010-18	. HINGE,UPPER INBOARD LH.	1	1
	50-110010-19	. HINGE,UPPER INBOARD RH.	1	1
	35-115431-109	. HINGE,UPPER INBOARD LH.	1	5
	35-115431-110	. HINGE,UPPER INBOARD RH.	1	5
-	18 50-110010-20	. HINGE,LOWER INBOARD LH.	1	1
	50-110010-21	. HINGE,LOWER INBOARD RH.	1	1
	35-115431-111	. HINGE,LOWER INBOARD LH.	1	5
	35-115431-112	. HINGE,LOWER INBOARD RH.	1	5
	35-115431-41	. ZEE,WING STA 73.019 LOWER LH 40 GAL.	1	4
	35-115431-42	. ZEE,WING STA 73.019 LOWER RH 40 GAL.	1	4
	35-115431-45	. ZEE,WING STA 73.019 UPPER LH 40 GAL.	1	4
	35-115431-46	. ZEE,WING STA 73.019 UPPER RH 40 GAL.	1	4

FIG. & INDEX NO.	PART NO.	DESCRIPTION							UNITS PER ASSY	USABLE ON CODE
		1	2	3	4	5	6	7		
19A- 19	35-115431-35	.	ZEE,WING STA 83.797	LOWER LH.	1	1
	35-115431-36	.	ZEE,WING STA 83.797	LOWER RH.	1	1
	35-115431-117	.	ZEE,WING STA 83.797	LOWER LH.	1	5
	35-115431-118	.	ZEE,WING STA 83.797	LOWER RH.	1	5
- 20	35-115431-39	.	ZEE,WING STA 83.797	UPPER LH.	1	3
	35-115431-40	.	ZEE,WING STA 83.797	UPPER RH.	1	3
- 21	35-115431-23	.	ZEE,WING STA 94.113	LOWER LH.	1	3
	35-115431-24	.	ZEE,WING STA 94.113	LOWER RH.	1	3
- 22	35-115431-27	.	ZEE,WING STA 94.113	UPPER LH.	1	3
	35-115431-28	.	ZEE,WING STA 94.113	UPPER RH.	1	3
- 23	35-115431-29	.	ZEE,WING STA 103.660	LOWER LH.	1	3
	35-115431-30	.	ZEE,WING STA 103.660	LOWER RH.	1	3
- 24	35-115431-33	.	ZEE,WING STA 103.660	UPPER LH.	1	3
	35-115431-34	.	ZEE,WING STA 103.660	UPPER RH.	1	3
- 25	35-115431-11	.	STRINGER,WING LEADING	EDGE LH.	1	3
	35-115431-12	.	STRINGER,WING LEADING	EDGE RH.	1	3
- 26	35-115431-9	.	STRINGER,WING LEADING	EDGE LH.	1	3
	35-115431-10	.	STRINGER,WING LEADING	EDGE RH.	1	3
- 27	35-115431-7	.	STRINGER,WING LEADING	EDGE LH.	1	3
	35-115431-8	.	STRINGER,WING LEADING	EDGE RH.	1	3
- 28	50-110010-50	.	STRINGER,WING LEADING	EDGE LH.	1	3
	50-110010-51	.	STRINGER,WING LEADING	EDGE RH.	1	3
- 29	50-110010-52	.	STRINGER,WING LEADING	EDGE LH.	1	3
	50-110010-53	.	STRINGER,WING LEADING	EDGE RH.	1	3
- 30	50-110010-54	.	STRINGER,WING LEADING	EDGE LH.	1	3
	50-110010-55	.	STRINGER,WING LEADING	EDGE RH.	1	3
- 31	95-110015-9	.	FORMER,WING STA 31.75	LOWER LH.	1	3
	95-110015-10	.	FORMER,WING STA 31.75	LOWER RH.	1	3
- 32	95-110015-11	.	FORMER,WING STA 31.75	UPPER LH.	1	3
	95-110015-72	.	FORMER,WING STA 31.75	UPPER RH.	1	3
- 33	95-110015-13	.	FORMER,WING STA 39.375	LOWER LH.	1	3
	95-110015-14	.	FORMER,WING STA 39.375	LOWER RH.	1	3
- 34	95-110015-15	.	FORMER,WING STA 39.375	UPPER LH.	1	3
	95-110015-16	.	FORMER,WING STA 39.375	UPPER RH.	1	3
- 35	95-110015-17	.	FORMER,WING STA 47.00	LOWER LH.	1	3
	95-110015-18	.	FORMER,WING STA 47.00	LOWER RH.	1	3
- 36	95-110015-19	.	FORMER,WING STA 47.00	UPPER LH.	1	3
	95-110015-20	.	FORMER,WING STA 47.00	UPPER RH.	1	3
- 37	95-110015-21	.	FORMER,WING STA 53.00	LOWER LH.	1	3
	95-110015-22	.	FORMER,WING STA 53.00	LOWER RH.	1	3
- 38	95-110015-23	.	FORMER,WING STA 53.00	UPPER LH.	1	3
	95-110015-24	.	FORMER,WING STA 53.00	UPPER RH.	1	3
- 39	95-110015-27	.	FORMER,WING STA 59.00	LOWER LH.	1	3
	95-110015-28	.	FORMER,WING STA 59.00	LOWER RH.	1	3
- 40	95-110015-25	.	FORMER,WING STA 59.00	UPPER LH.	1	3
	95-110015-26	.	FORMER,WING STA 59.00	UPPER RH.	1	3
- 41	95-110015-31	.	FORMER,WING STA 66.00	LOWER LH.	1	3
	95-110015-32	.	FORMER,WING STA 66.00	LOWER RH.	1	3
- 42	95-110015-29	.	FORMER,WING STA 66.00	UPPER LH.	1	3
	95-110015-30	.	FORMER WING STA 66.00	UPPER RH.	1	3
- 43	95-110015-81	.	RIB ASSY,WING STA 73.019	LH 25 GAL.	1	3
	95-110015-82	.	RIB ASSY,WING STA 73.019	RH 25 GAL.	1	3

CODE EFFECTIVITY

1 D-6562 THRU D-6654
 3 D-6562 AND AFTER
 5 D-6655 AND AFTER
 7 D-7122 AND AFTER

CODE EFFECTIVITY

2 D-6562 THRU D-7121
 4 D-6655 THRU D-7121
 6 D-7122 THRU D-7309
 8 D-7310 AND AFTER

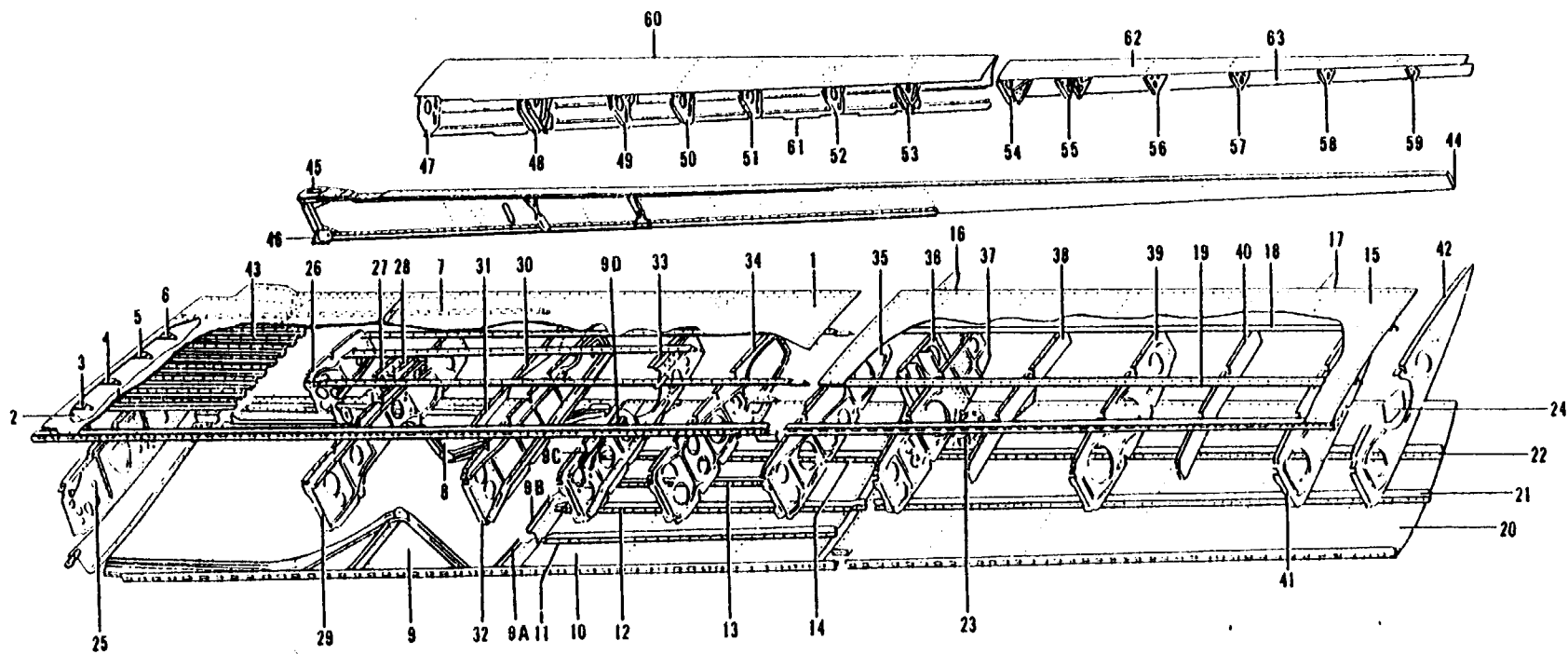


Figure 20. Wing Main Section Structure

FIG. & INDEX NO.	PART NO.	DESCRIPTION	UNITS							USABLE ON CODE	
			1	2	3	4	5	6	7		
20	35-115301-50	SECTION ASSY,LH /SEE FIG. 18 FOR NHA/								REF	
	35-115301-48	SECTION ASSY,LH/OPTIONAL/ /SEE FIG. 18 FOR NHA/								REF	1
	35-115301-52	SECTION ASSY,LH/OPTIONAL/ /SEE FIG. 18 FOR NHA/								REF	7
	35-115301-51	SECTION ASSY,RH /SEE FIG. 18 FOR NHA/								REF	
	35-115301-49	SECTION ASSY,RH/OPTIONAL/ /SEE FIG. 18 FOR NHA/								REF	1
	35-115301-53	SECTION ASSY,RH/OPTIONAL/ /SEE FIG. 18 FOR NHA/								REF	7
	35-115142-114	. SKIN ASSY,UPPER INBD LH								1	
	35-115142-115	. SKIN ASSY,UPPER INBD RH								1	
	- 1	35-115142-52	. SKIN,LH							1	
		35-115142-55	. SKIN,RH							1	
	- 2	35-110062-1	. GUSSET							1	
	- 3	35-115142-60	. STRINGER,LH							1	
		35-115142-63	. STRINGER,RH							1	
	- 4	35-115142-18	. STRINGER,LH							1	
		35-115142-21	. STRINGER,RH							1	
	- 5	35-115142-14	. STRINGER,LH							1	
		35-115142-17	. STRINGER,RH							1	
	- 6	35-115142-10	. STRINGER,LH							1	
		35-115142-13	. STRINGER,RH							1	
	- 7	35-115142-6	. STRINGER,LH							1	
		35-115142-9	. STRINGER,RH							1	
	- 8	35-115200-88	. SKIN ASSY,LOWER INBD TE LH.							1	1
		35-115200-102	. SKIN ASSY,LOWER INBD TE LH.							1	2
	35-115200-104	. SKIN ASSY,LOWER INBD TE LH.							1	3	
	35-115200-89	. SKIN ASSY,LOWER INBD TE RH.							1	1	
	35-115200-103	. SKIN ASSY,LOWER INBD TE RH.							1	2	
	35-115200-105	. SKIN,ASSY,LOWER INBD TE RH.							1	3	
- 9	35-115200-50	. SKIN ASSY,LOWER INBD TE LH.							1		
	35-115200-51	. SKIN ASSY,LOWER INBD TE RH.							1		
- 9A	35-115200-26	. SEAL,LANDING GEAR DOOR FWD.							1		
- 9B	35-115200-24	. SEAL,LANDING GEAR DOOR FWD CENTER							1	4	
	35-115200-114	. SEAL,LANDING GEAR DOOR FWD CENTER							1	5	
- 9C	35-115200-22	. SEAL,LANDING GEAR DOOR AFT CENTER							1	4	
	35-115200-112	. SEAL,LANDING GEAR DOOR AFT CENTER							1	5	
- 9D	35-115200-20	. SEAL,LANDING GEAR DOOR AFT.							1		
- 10	35-115200-72	. SKIN,LH							1	6	
	35-115200-663	. SKIN,LH /SUPERSEDES 35-115200-8/.							1	3	
	35-115200-73	. SKIN,RH							1		
- 11	35-115200-38	. STRINGER,LH							1		
	35-115200-39	. STRINGER,RH							1		
- 12	35-115200-36	. STRINGER,LH							1		
	35-115200-37	. STRINGER,RH							1		
- 13	35-115200-70	. STRINGER,LH							1		
	35-115200-71	. STRINGER,RH							1		
- 14	35-115200-76	. STRINGER,LH							1		
	35-115200-77	. STRINGER,RH							1		
	35-115137-20	. SKIN ASSY,UPPER OUTBD LH.							1		
	35-115137-21	. SKIN ASSY,UPPER OUTBD RH.							1		
- 15	35-115137-22	. SKIN,LH							1		
	35-115137-23	. SKIN,RH							1		
- 16	35-115137-8	. GUSSET,INBD LH.							1		
	35-115137-9	. GUSSET,INBD RH.							1		
- 17	35-115137-6	. GUSSET,OUTBD LH							1		
	35-115137-7	. GUSSET,OUTBD RH							1		
- 18	35-115137-10	. STRINGER,LH							1		
	35-115137-11	. STRINGER,RH							1		
- 19	35-115137-12	. STRINGER,LH							1		
	35-115137-13	. STRINGER,RH							1		
	35-115199-28	. SKIN ASSY,LOWER OUTBD LH.							1		
	35-115199-29	. SKIN ASSY,LOWER OUTBD RH.							1		
- 20	35-115199-26	. SKIN,LH							1		
	35-115199-27	. SKIN,RH							1		
- 21	35-115199-4	. STRINGER,LH							1		
	35-115199-5	. STRINGER,RH							1		
- 22	35-115199-6	. STRINGER,LH							1		
	35-115199-7	. STRINGER,RH							1		
- 23	35-115199-3	. REINFORCEMENT ASSY,LH							1		
	35-115199-9	. REINFORCEMENT ASSY,RH							1		

FIG. & INDEX NO.	PART NO.	DESCRIPTION							UNITS PER ASSY	USABLE ON CODE											
		1	2	3	4	5	6	7													
20 - 24	□35-115199-14	.	.	GUSSET,LH	1	
	35-115199-15	.	.	GUSSET,RH	1	
- 25	□35-115070-602	.	.	RIB ASSY,STA 23.881 LH.	1	
	35-115070-28	.	.	RIB ASSY,STA 23.881 LH.	NP	
	□35-115130-602	.	.	RIB ASSY,STA 23.881 RH.	1	
	35-115130-30	.	.	RIB ASSY,STA 23.881 RH.	NP	
- 26	□35-115079 SA2	.	.	RIB ASSY,STA 34.375 LH.	1	
	35-115079	.	.	RIB ASSY,STA 34.375 LH.	1	
	35-115110	.	.	RIB ASSY,STA 34.375 RH.	1	
- 27	□35-115247	.	.	SUPPORT ASSY,FLAP ACTUATOR LH	1	
	□35-115242	.	.	SUPPORT ASSY,FLAP ACTUATOR RH	1	
- 28	□35-115246	.	.	SUPPORT ASSY,FLAP ACTUATOR LH	1	
	□35-115241	.	.	SUPPORT ASSY,FLAP ACTUATOR RH	1	
- 29	□35-115303 SA2	.	.	RIB ASSY,STA 45.000 LH.	1	
	35-115303	.	.	RIB ASSY,STA 45.000 LH.	NP	
	□35-115304 SA2	.	.	RIB ASSY,STA 45.000 RH.	1	
	35-115304	.	.	RIB ASSY,STA 45.000 RH.	NP	
- 30	□35-115274	.	.	FORMER,STA 59.000 LH.	1	
	35-115274-1	.	.	FORMER,STA 59.000 RH.	1	
- 31	35-115275	.	.	FORMER,STA 59.000 LH.	1	
	35-115275-1	.	.	FORMER,STA 59.000 RH.	1	
- 32	□35-115051-606	.	.	RIB ASSY,STA 66.0 LH.	1	
	35-115051-34	.	.	RIB ASSY,STA 66.0 LH.	NP	
	35-115051-607	.	.	RIB ASSY,STA 66.0 RH.	1	
	35-115051-35	.	.	RIB ASSY,STA 66.0 RH.	NP	
- 33	□35-115042-603	.	.	RIB ASSY,STA 80.047 LH.	1	
	35-115042-16	.	.	RIB ASSY,STA 80.047 LH.	NP	
	□35-115042-604	.	.	RIB ASSY,STA 80.047 RH.	1	
	35-115042-17	.	.	RIB ASSY,STA 80.047 RH.	NP	
- 34	□35-115041	.	.	RIB ASSY,STA 94.094 LH.	1	
	□35-115041-1	.	.	RIB ASSY,STA 94.094 RH.	1	
- 35	□45-115044 SA2	.	.	RIB ASSY,STA 108.281 LH.	1	
	45-115044	.	.	RIB ASSY,STA 108.281 LH.	NP	
	□45-115044 SA3	.	.	RIB ASSY,STA 108.281 RH.	1	
	45-115044-1	.	.	RIB ASSY,STA 108.281 RH.	1	
- 36	□35-115253	.	.	BRACKET INSTL,AILERON CONTROL LH.	1	
	□35-115253-1	.	.	BRACKET INSTL,AILERON CONTROL RH.	1	
- 37	□35-115045 SA2	.	.	RIB ASSY,STA 122.750 LH.	1	
	35-115045	.	.	RIB ASSY,STA 122.750 LH.	NP	
	□35-115045 SA3	.	.	RIB ASSY,STA 122.750 RH.	1	
	35-115045-1	.	.	RIB ASSY,STA 122.750 RH.	NP	
- 38	□35-115272	.	.	FORMER,STA 136.188 LH.	1	
	□35-115272-1	.	.	FORMER,STA 136.188 RH.	1	
- 39	□35-115033 SA2	.	.	RIB ASSY,STA 148.875 LH.	1	
	35-115033	.	.	RIB ASSY,STA 148.875 LH.	NP	
	□35-115033 SA3	.	.	RIB ASSY,STA 148.875 RH.	1	
	35-115033-1	.	.	RIB ASSY,STA 148.875 RH.	NP	
- 40	□35-115273	.	.	FORMER,STA 162.563 LH.	1	
	□35-115273-1	.	.	FORMER,STA 162.563 RH.	1	
- 41	□35-115032 SA2	.	.	RIB ASSY,STA 175.281 LH.	1	
	35-115032	.	.	RIB ASSY,STA 175.281 LH.	NP	
	□35-115032 SA3	.	.	RIB ASSY,STA 175.281 RH.	1	

FIG. & INDEX NO.	PART NO.	DESCRIPTION							UNITS PER ASSY	USABLE ON CODE
		1	2	3	4	5	6	7		
20 - 42	35-115031	NP	
	35-115031-1	1	
- 43	43-115093-47	1	
- 44	35-115050-100	1	
	35-115050-101	1	
- 45	35-115059	1	
	35-115059-1	1	
- 46	35-115058	1	
	35-115058-1	1	
- 47	35-115096	1	
	35-115131	1	
- 48	35-115301-601	1	
	35-115301-602	1	
	35-115065-24	NP	
- 49	35-115121	1	
	35-115106-602	1	
	35-115092-2	NP	
- 50	35-115122	1	
	35-115122-1	1	
- 51	35-115123	1	
	35-115123-1	1	
- 52	35-115124-48-6	1	
	35-115124-56-7	1	
- 53	35-115301-603	1	
	35-115052	NP	
	35-115301-604	1	
- 54	35-115078	1	
	35-115078-1	1	
- 55	35-115160	1	
	35-115160-1	1	
	35-115147	1	
	NAS505-3J	1	
- 56	35-115047	1	
	35-115047-1	1	
- 57	35-115048	1	
	35-115048-1	1	
- 58	35-115049	1	
	35-115049-1	1	
- 59	35-115071	1	
	35-115071-1	1	
	35-115071-12	1	
	NAS505-3J	1	
- 60	35-115194-23	1	
	35-115194-20	1	
- 61	35-115265	1	
	35-115265-1	1	
- 62	35-115127-18	1	
	35-115167-19	1	
- 63	35-115199-24	1	
	35-115199-25	1	

CODE EFFECTIVITY

CODE EFFECTIVITY

1 D-4866 THRU D-5330
 3 D-6842 AND AFTER
 5 D-7133 AND AFTER
 7 D-5331 THRU D-6561

2 D-5331 THRU D-6841
 4 D-4866 THRU D-7132
 6 D-4866 THRU D-6841

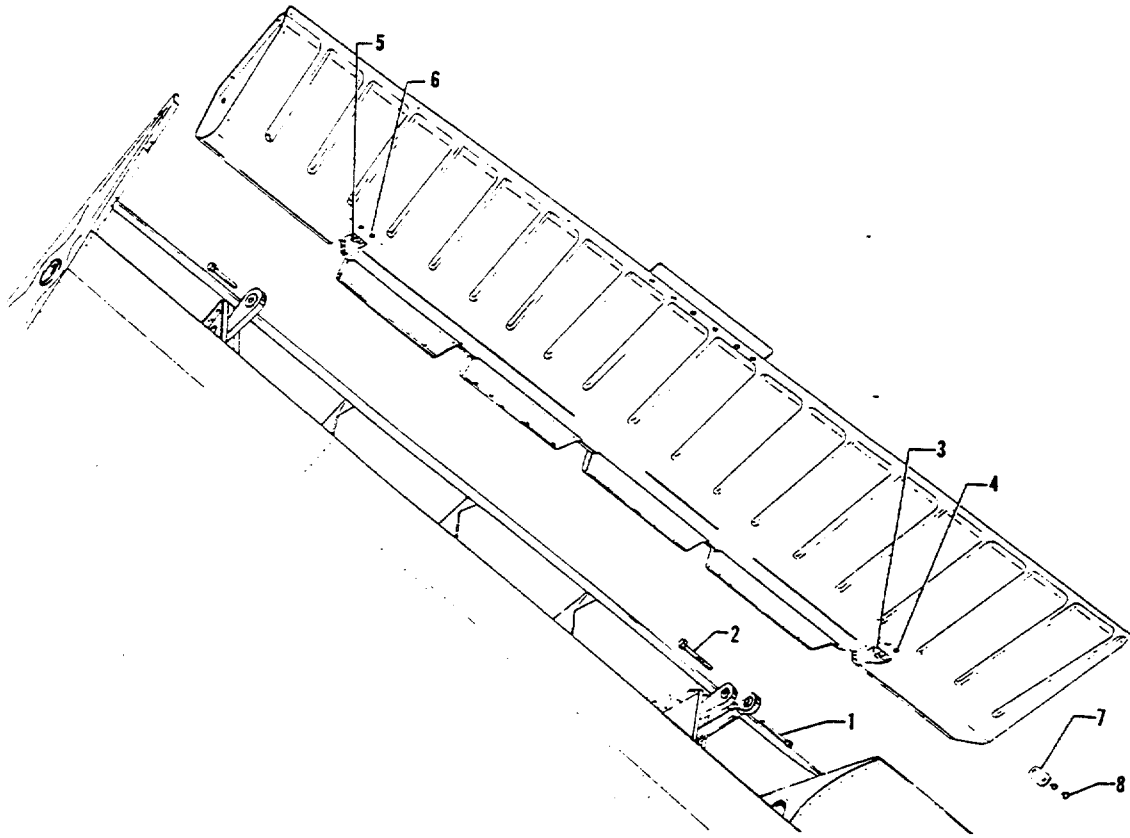


Figure 21. Aileron

FIG. & INDEX NO.	PART NO.	1	2	3	4	5	6	7	DESCRIPTION	UNITS PER ASSY	USABLE ON CODE
21 -	33-130000								AILERON ASSY /SUPERSEDES 35-135025/ /ATTACHING PARTS/	2	
- 1	AN3-7A								BOLT.	2	
	AN960-10								WASHER.	2	
	MS20365-1032								NUT /SUPERSEDES AN365-1032/	2	
- 2	AN4-10A								BOLT.	1	
	AN960-416								WASHER.	1	
	MS20365-428								NUT /SUPERSEDES AN365-428	1	
- 3	35-135025-36								. BRACKET ASSY,AILERON HINGE INBD /ATTACHING PARTS/	1	
- 4	NAS221-9								. SCREW	2	
	AN960-10L								. WASHER.	2	
	112105								. WASHER.	2	
- 5	35-135025-32								. BRACKET ASSY,AILERON HINGE OUTBD. /ATTACHING PARTS/	1	
- 6	NAS221-9								. SCREW	2	
	AN960-10L								. WASHER.	2	
	112105								. WASHER.	2	
- 7	103637								. PLACARD, IDENTIFICATION. /ATTACHING PARTS/	1	
- 8	49384								. FASTENER.	2	

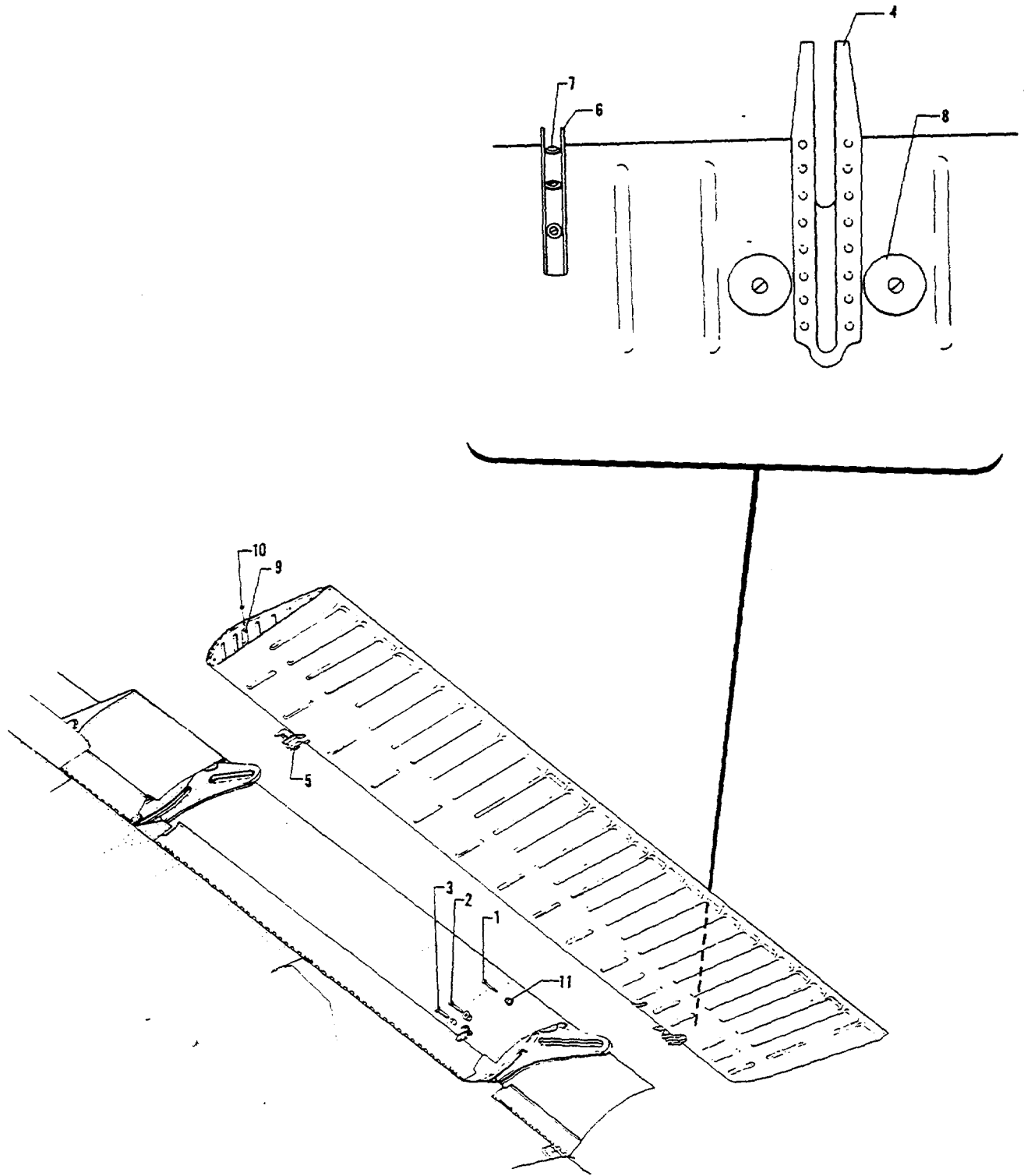


Figure 22. Flap Assembly

FIG. & INDEX NO.	PART NO.	DESCRIPTION	UNITS PER ASSY	USABLE ON CODE
22	35-165050-305	FLAP ASSY,LH /SPARE ASSY,SEE ADDENDUM/	1	
	35-165050-78	FLAP ASSY,LH	NP	
	35-165050-306	FLAP ASSY,RH /SPARE ASSY,SEE ADDENDUM/	1	
	35-165050-79	FLAP ASSY,RH	NP	
		/ATTACHING PARTS/		
- 1	AN3-124	BOLT	2	
- 2	AN3-11A	BOLT	2	
	AN960-10	WASHER	4	
	AN365-1032	NUT	4	
- 3	AN4-10A	BOLT	1	
	10080155-0500	BUSHING	1	
	AN960-416	WASHER	1	
	AN365-428	NUT	1	
- 4	35-165050-30	BRACKET,FLAP INBD LH	1	
	35-165050-31	BRACKET,FLAP INBD RH	1	
- 5	35-165050-34	BRACKET,FLAP OUTBD LH	1	
	35-165050-35	BRACKET,FLAP OUTBD RH	1	
- 6	35-165050-40	BRACKET,ACTUATOR	1	
		/ATTACHING PARTS/		
- 7	AN520-10-8	SCREW	3	
	100951506327	WASHER	3	
- 8	A6914-1024-1	PLATE,PATCH	4	
- 9	103637	PLACARD	1	
		/ATTACHING PARTS/		
- 10	49387	FASTENER	2	
- 11	35-165004	ROLLER ASSY	4	

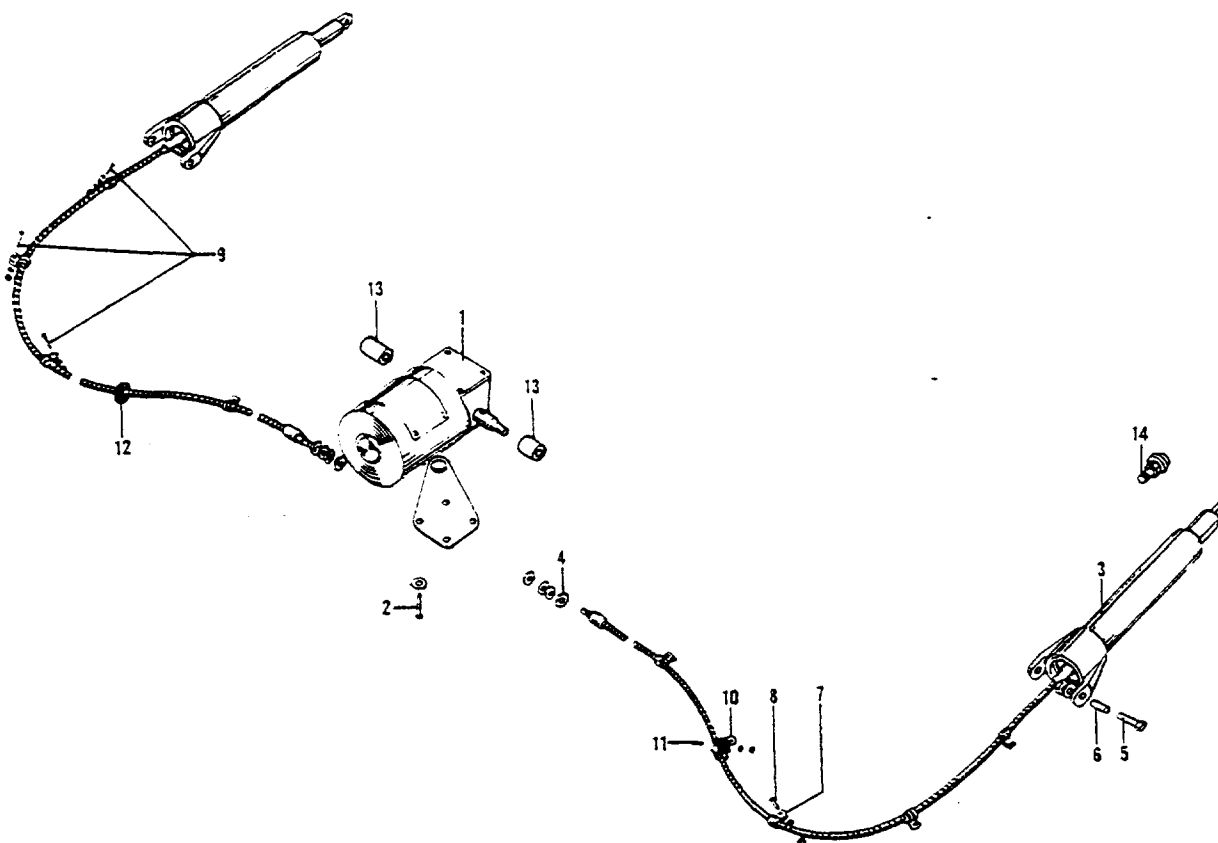


Figure 23. Flap Control

FIG. & INDEX NO.	PART NO.	DESCRIPTION	QUANTITY							UNITS PER ASSY	USABLE ON CODE	
			1	2	3	4	5	6	7			
23 -	35-521240	CONTROL INSTL, FLAP.									NP	
- 1	35-364151-55	. MOTOR ASSY, FLAP CONTROL /SEE FIG. 25A/.									1	1
	35-380109	. MOTOR ASSY, FLAP CONTROL /ATTACHING PARTS/									1	2
- 2	AN73A3/M/ AN960-10L	. BOLT. WASHER.									4 4	
- 3	45-521212-604 45-521212-605	. ACTUATOR ASSY, FLAP LH /SUPERSEDES 45-521212SA4/ /SEE FIG. 24/ ACTUATOR ASSY, FLAP RH /SUPERSEDES 45-521212SA5/ /SEE FIG. 24/ /ATTACHING PARTS/									1 1	
- 4	AN3066-4 AN960-1016L	. NUT WASHER.									2 2	
- 5	AN4-5A/M/	. BOLT.									2	
- 6	105739S-YH0230 AN960-416L MS20364-428	. BUSHING WASHER. NUT /SUPERSEDES AN364-428/.									2 2 2	
- 7	MS21919DG7	. CLAMP /ATTACHING PARTS/									9	
- 8	AN520-10-10	. SCREW									1	
- 9	AN520-10-8 AN960-10L MS20365-1032	. SCREW WASHER. NUT /SUPERSEDES AN365-1032/									1 1 1	

FIG. & INDEX NO.	PART NO.	1 2 3 4 5 6 7	DESCRIPTION	UNITS PER ASSY	USABLE DN CODE
23 - 10	AN743-12	.	CLIP /SUPERSEDES AN743-6/	1	
		.	/ATTACHING PARTS/		
- 11	AN520-8R8	.	SCREW	1	
	MS20365-832	.	NUT /SUPERSEDES AN365-832/	1	
- 12	AN931-8-13	.	GROMMET	1	
	35-810132	.	SUPPORT ASSY, LANDING GEAR ACTUATOR UPPER. . .	1	
		.	/SEE FIG. 36/		
- 13	50-361131	.	RETAINER ASSY	2	
- 14	2194	.	BUMPER, RUBBER /STA 108/	2	
		.	/ATTACHING PARTS/		
	AN515-8R18	.	SCREW	1	
	105090CRO32-3E	.	WASHER.	1	
	AN340-832	.	NUT	1	

CODE EFFECTIVITY

CODE EFFECTIVITY

1 D-6316 THRU D-8771

2 D-8872 AND AFTER

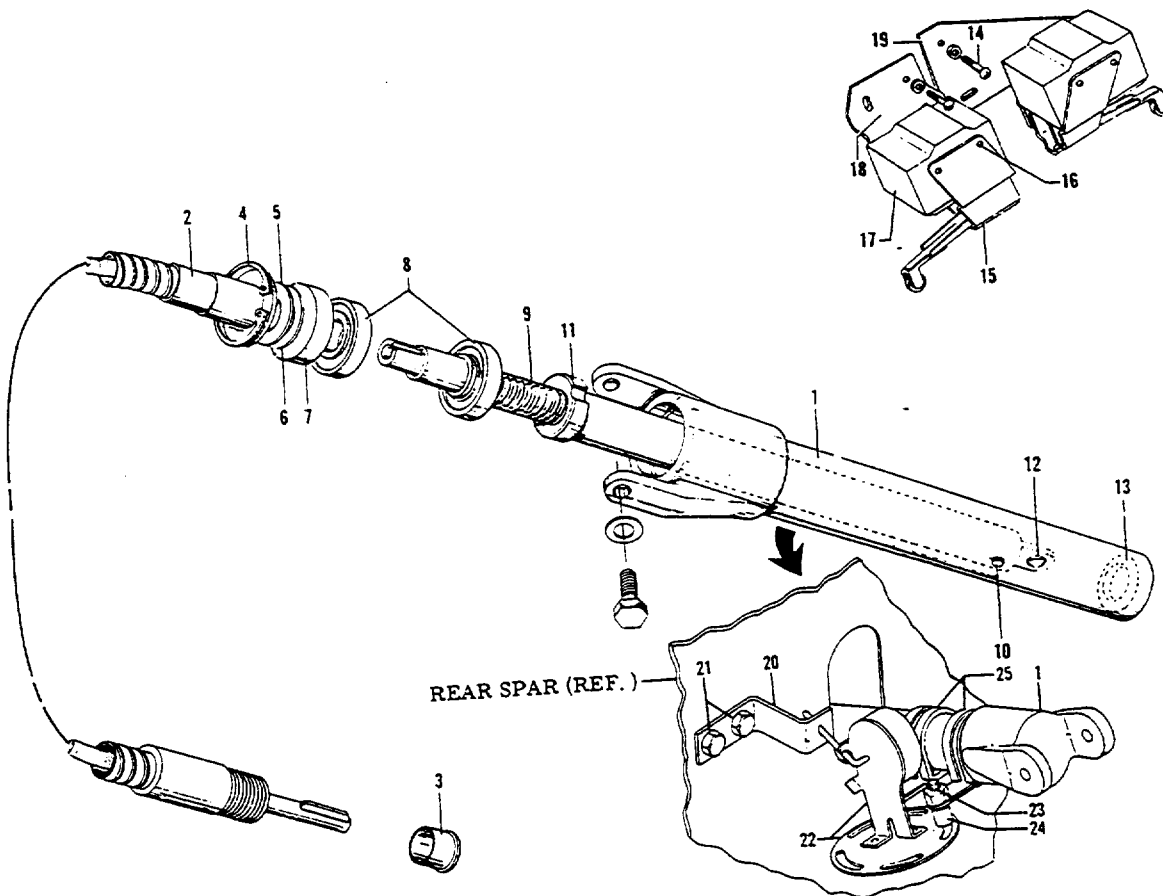


Figure 24. Flap Position Indicator, Flap Actuator And Limit Switch

FIG. & INDEX NO.	PART NO.	DESCRIPTION	UNITS PER ASSY	USABLE ON CODE
24 -	□45-521212-604	ACTUATOR ASSY,FLAP LH	1	
		/SUPERSEDES 45-521212 SA4/		
	□45-521212-605	ACTUATOR ASSY,FLAP RH	1	
		/SUPERSEDES 45-521212 SA5/		
- 1	□35-521213	. HOUSING,FLAP ACTUATOR	1	
- 2	□3XSK8720-635/16	. SHAFT & CASING ASSY,FLAP ACTUATOR	1	
		/SUPERSEDES 45-521212-10/		
	SK4501A635/16	. . SHAFT & CASING ASSY,FLAP ACTUATOR	NP	
		/ORDER 3XSK8720-63 5/16/		
- 3	□35-521229	. . COLLAR,FLAP ACTUATOR.	1	
		/USED WITH 45-521212-10/		
- 4	□NAS50-112	. RING,RETAINING.	1	
- 5	□35-521230-2	. SPACER,FLAP ACTUATOR.	1	
- 6	□35-521230	. SPACER,FLAP ACTUATOR /MAXIMUM OF 7/	AR	
- 7	□11116M1	. SEAL /SUPERSEDES 11216/	1	
- 8	□55S	. BEARING	2	
- 9	□45-521216	. SCREW,FLAP ACTUATOR LH.	1	
	□45-521216-1	. SCREW,FLAP ACTUATOR RH.	1	
	45-521212-12	. PISTON ASSY,FLAP ACTUATOR LH.	1	
	□45-521212-13	. PISTON ASSY,FLAP ACTUATOR RH.	1	
- 10	□45-521212-2	. . PIN,FLAP ACTUATOR	1	
- 11	□45-521214	. . PISTON,FLAP ACTUATOR LH	1	
	□45-521214-1	. . PISTON,FLAP ACTUATOR RH	1	
- 12	□35-521215-1	. . PLUG,FLAP ACTUATOR PISTON	1	
- 13	□AN6227813	. SEAL.	1	
	45-361115	SWITCH INSTL,FLAP LIMIT	NP	
	□45-361116	. SWITCH ASSY,FLAP UP LIMIT	1	

FIG. & INDEX NO.	PART NO.	DESCRIPTION	UNITS PER ASSY	USABLE ON CODE
24 -	□45-361117	. SWITCH ASSY,FLAP DOWN LIMIT /ATTACHING PARTS/	1	
- 14	□AN515-8R7 □AN960D8	. SCREW WASHER.	2 2	
- 15	□AN3169-1	. . ACTUATOR. /ATTACHING PARTS/	1	
- 16	AN515-6-18 □AN936A6 □AN340-6	. . SCREW WASHER. NUT	2 2 2	
- 17	□MS25026-1	. . SWITCH /SUPERSEDES AN3210-1/.	1	
- 18	45-361116-1	. . BRACKET,FLAP UP LIMIT SWITCH.	1	
- 19	45-361117-1	. . PLATE,FLAP DOWN LIMIT SWITCH.	1	
- 20	35-160025-9	FLAP INDICATOR TRANSMITTER INSTL. GUIDE,TRANSMITTER /SUPERSEDES 35-160025-3/. . /ATTACHING PARTS/	NP 1	1 1
- 21	□AN3-5A /M/ □AN960-10 □MS20365-1032	. BOLT. WASHER. NUT	2 2 2	
- 22	□35-160025-5	. TRANSMITTER,FLAP INDICATOR. /ATTACHING PARTS/	1	1
- 23	□AN3-10A/M/	. BOLT.	2	
- 24	□102933D4ZJ0375 □AN960-10 □MS20365-1032	. SPACER. WASHER. NUT	2 2 2	
- 25	□MS21919DG17	. CLAMP	1	1
- 26	35-160025-7 AN345810 AN936810 □MS25171-1S	. CLAMP NUT,TRANSMITTER TERMINAL. WASHER. NIPPLE,ELECTRICAL TERMINAL.	1 2 2 2	1 1 1 1

CODE EFFECTIVITY

1 D-7977 AND AFTER

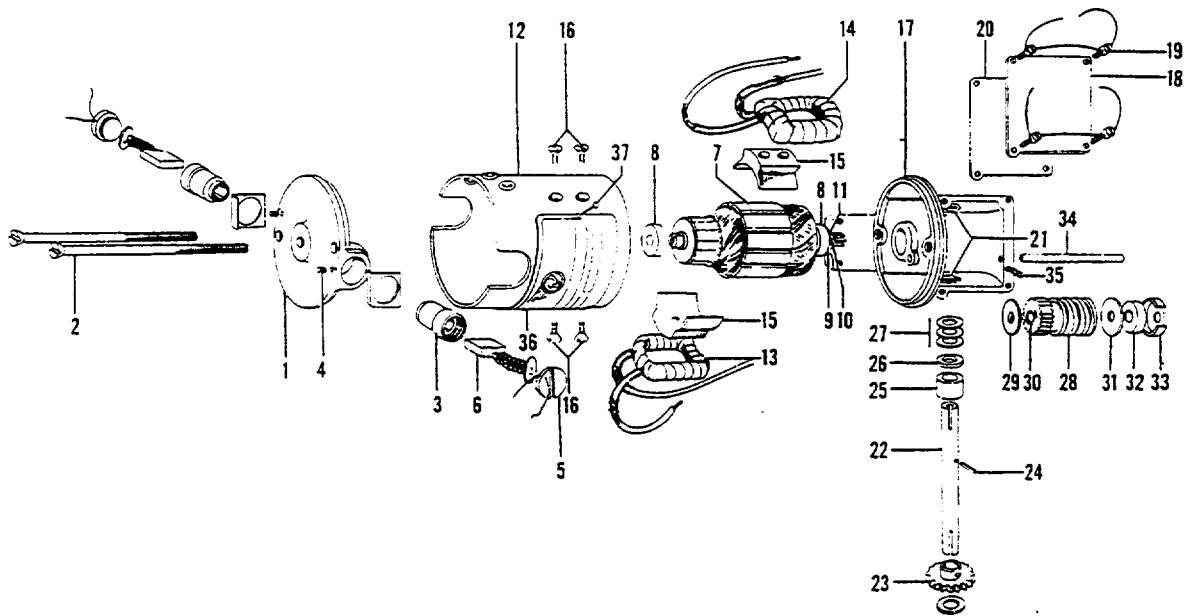


Figure 25. Flap Motor (D-4866 thru D-6315)

FIG. & INDEX NO.	PART NO.	DESCRIPTION	UNITS PER ASSY	USABLE ON CODE
25	35-521225	MOTOR ASSY,FLAP /SEE FIG. 25 FOR NHA/	NP	1
- 1	35-364151-3	HOUSING,BRUSH END /SUPERSEDES 589-0066-401/	1	1
- 2	AN505-8-46	SCREW	2	
- 3	R-451-0019-475	HOLDER ASSY,BRUSH /ATTACHING PARTS/	2	1
- 4	R-822-0311-055	SCREW	2	
	606-0037-026	INSULATOR,BRUSH HOLDER.	2	1
	449-0003	CLIP,BRUSH HOLDER	2	1
	449-0005	CLIP,BRUSH HOLDER	1	1
- 5	35-364151-25	PLUG,BRUSH /SUPERSEDES 456-0010-006/.	2	1
- 6	R-457-0627-475	BRUSH ASSY.	2	1
- 7	408-0293-233	ARMATURE.	1	1
- 8	ND77-R4	BEARING	2	1
- 9	R-768-0004	WASHER.	1	1
- 10	35-364151-43	WASHER,OIL RETAINING /SUPERSEDES 766-0108/.	1	1
- 11	502-0048-404	COLLAR.	1	1
- 12	35-521225-2	CASE,MOTOR	1	1
- 13	35-521225-14	FIELD ASSY.	1	1
- 14	35-521225-16	FIELD ASSY.	1	1
- 15	350-0001	POLE,FIELD.	2	1
- 16	AN505-6-5	SCREW	2	

FIG. & INDEX NO.	PART NO.	DESCRIPTION							UNITS PER ASSY	USABLE ON CODE
		1	2	3	4	5	6	7		
25 - 17	595-0012-401	1	1
- 18	520-0004-402	1	1
		/ATTACHING PARTS/								
- 19	AN500A6-4	4	
- 20	559-0002-088	1	1
- 21	35-364151-27	2	1
- 22	35-521227	1	1
- 23	35-521227-4	1	1
		/ATTACHING PARTS/								
- 24	AAF385-30-6	1	
- 25	100696S-Y2017	1	1
- 26	AN960-616L	1	1
- 27	105090E005-6E	4	1
- 28	35-364151-17	1	1
- 29	766-0069-077	1	1
- 30	B36	2	1
- 31	766-0045-077	1	1
- 32	R-426-0011	1	1
- 33	523-0004-054	1	1
- 34	703-0003	1	1
		/ATTACHING PARTS/								
- 35	R-622-0409-055	1	
- 36	R901-311	1	1
		/ATTACHING PARTS/								
- 37	AN535-2-2	2	

CODE EFFECTIVITY

1 D-4866 THRU D-6315

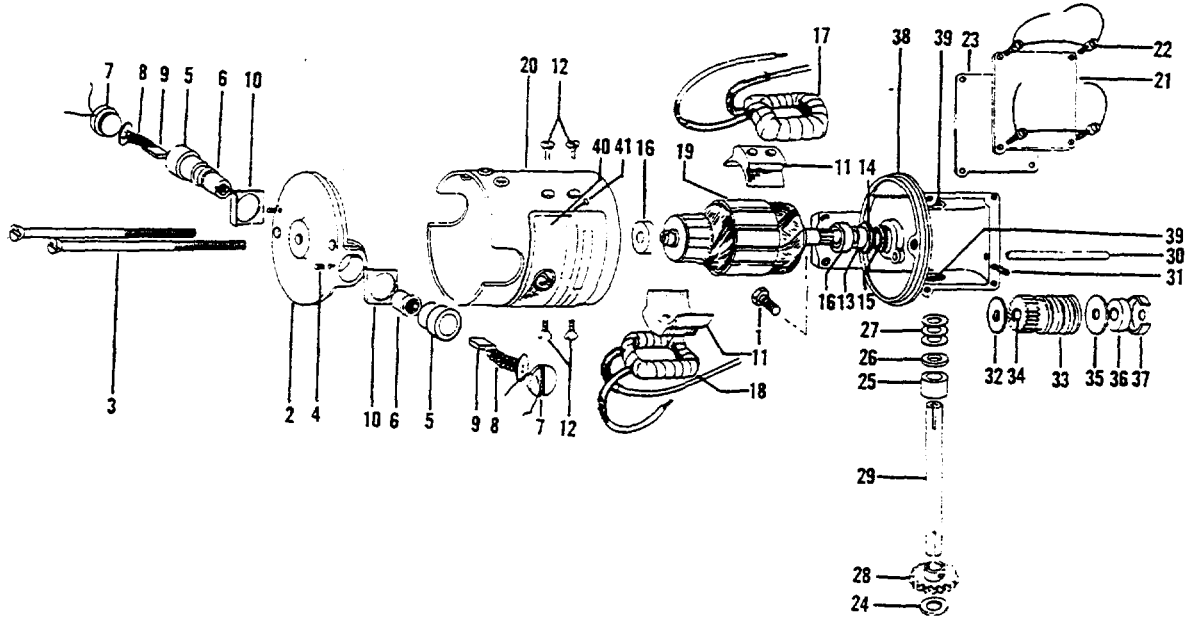


Figure 25 A. Flap Motor (D-6316 thru D-8871)

FIG. & INDEX NO.	PART NO.	DESCRIPTION	UNITS PER ASSY	USABLE ON CODE
25A-	35-364151-55	MOTOR ASSY, FLAP /SEE FIG. 23 FOR NHA/ /SUPERSEDES 35-521225/ /ATTACHING PARTS/	1	1
- 1	AN73A4 AN960-10L	BOLT WASHER	4 4	
- 2	35-364151-3	HOUSING, BRUSH /ATTACHING PARTS/	1	1
- 3	AN505-8-46	SCREW	2	
- 4	AN565D632H3	SCREW, SET	2	
- 5	35-364151-15	HOLDER ASSY, BRUSH SLEEVE	2	1
- 6	35-364151-11	HOLDER, BRUSH SLEEVE	2	1
- 7	35-364151-13	SLEEVE, BRUSH	2	1
- 8	35-364151-25	PLUG, BRUSH	2	1
- 9	R457-0627-475 31-408	SPRING ASSY, BRUSH BRUSH, FLAP MOTOR /SUPERSEDES SK-162/	2 2	1 1
- 10	35-364151-41	INSULATOR, BRUSH HOLDER	2	1
- 11	35-364151-21	POLE ASSY, FIELD /ATTACHING PARTS/	2	1
- 12	AN505-6-5	SCREW	2	
- 13	35-364151-29	COLLAR, OIL SEAL	1	1
- 14	35-364151-43	WASHER, OIL SEAL	1	1
- 15	R768-0004	WASHER, ARMATURE SHAFT	1	1
- 16	NU77-R4	BEARING, ARMATURE SHAFT	2	1

FIG. & INDEX NO.	PART NO.	DESCRIPTION							UNITS PER ASSY	USABLE ON CODE
		1	2	3	4	5	6	7		
25A- 17	R901-327-34	1	1
- 18	R901-327-36	1	1
- 19	408-0293-233	1	1
- 20	35-364151-1	1	1
- 21	35-364151-35	1	1
- 22	AN500A6-4	4	
- 23	35-364151-33	1	1
- 24	35-364151-45	1	1
- 25	100696S-YZ017	1	1
- 26	AN960-616L	1	1
- 27	1050908005-6E	4	1
- 28	35-364151-51	1	1
- 29	35-364151-9	1	1
- 30	35-364151-31	1	1
- 31	AN565D632H4	1	
- 32	35-364151-47	1	1
- 33	35-364151-17	1	1
- 34	836	2	1
- 35	35-364151-49	1	1
- 36	ND-R4A	1	1
- 37	35-364151-23	1	1
- 38	35-364151-7	1	1
- 39	35-364151-5	1	1
- 40	35-364151-27	2	1
- 41	R901-311	1	1
- 41	AN535-2-2	2	

CODE EFFECTIVITY

1 D-6316 THRU D-8871

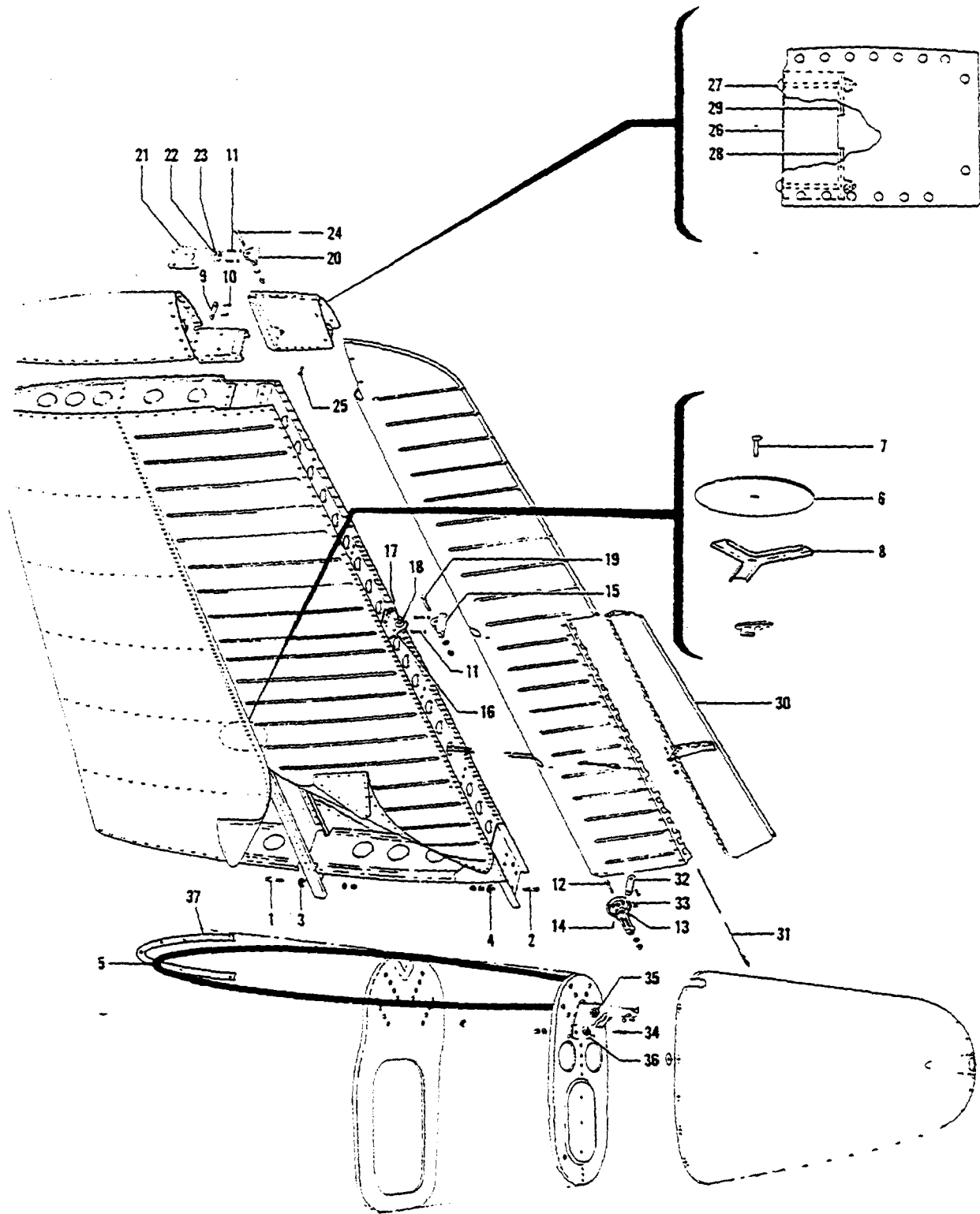


Figure 26. Stabilizer and Elevator Assembly

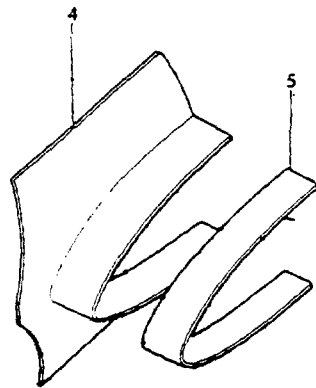
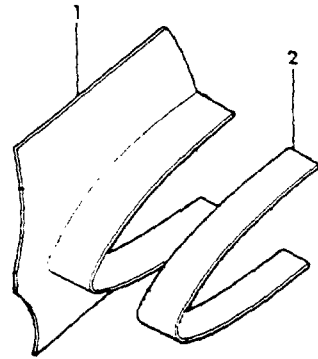
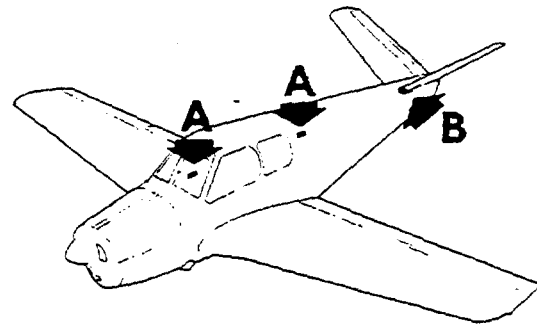
FIG. & INDEX NO.	PART NO.	DESCRIPTION	UNITS PER ASSY	USABLE ON CODE
26 -	35-650005-601	STABILIZER ASSY,LH /SPARE ASSY,SEE ADDENDUM/ . . .	1	5
	35-650005-1	STABILIZER ASSY,LH.	NP	5
	35-650007-1	STABILIZER ASSY,LH.	1	3
	35-650005-602	STABILIZER ASSY,RH /SPARE ASSY,SEE ADDENDUM/ . . .	1	5
	35-650005-2	STABILIZER ASSY,RH.	NP	5
	35-650007-2	STABILIZER ASSY,RH.	1	3
		/ATTACHING PARTS/		
- 1	AN5-6A	BOLT.	8	
	AN960-516	WASHER.	16	
	MS20365-524	NUT /SUPERSEDES AN365-524/.	8	
- 2	AN4-6A	BOLT.	4	
	AN960-416	WASHER.	8	
	MS20365-428	NUT /SUPERSEDES AN365-428/.	4	
- 3	35-650017-4	. BUSHING,WEAR.	8	5
	35-650007-9	. BUSHING,WEAR.	8	3
- 4	45-620011-10	. BUSHING,WEAR.	4	5
	35-650007-11	. BUSHING,WEAR.	4	3
- 5	111722	. EXTRUSION,STABILIZER.	1	
		/SUPERSEDES 35-650009-20/		
- 6	35-650010-22	. COVER,STABILIZER ACCESS	1	
		/ATTACHING PARTS/		
- 7	AN507-832-8	. SCREW	1	
- 8	35-650010-20	. CLIP,RETAINING.	1	
- 9	103637	. PLACARD,IDENTIFICATION.	1	
		/ATTACHING PARTS/		
- 10	49384	. FASTENER.	2	
	35-660002-603	ELEVATOR ASSY,LH /SPARE ASSY,SEE ADDENDUM/ . . .	1	1
		/SUPERSEDES 35-660002-601/		
	35-660002-609	ELEVATOR ASSY,LH /SPARE ASSY/	1	2
	35-660002-47	ELEVATOR ASSY,LH /SUPERSEDES 35-660002-35/. . .	1	3
	35-660002-603	ELEVATOR ASSY,LH /SPARE ASSY,LESS TAB/.	1	1
	35-660002-611	ELEVATOR ASSY,LH /SPARE ASSY,LESS TAB/.	1	1
	35-660002-651	ELEVATOR ASSY,LH /LESS TAB/	1	7
	35-660002-653	ELEVATOR ASSY,LH /LESS TAB/	1	6
	35-660002-1	ELEVATOR ASSY,LH.	NP	1
	35-660002-31	ELEVATOR ASSY,LH.	NP	2
	35-660002-602	ELEVATOR ASSY,RH /SPARE ASSY,SEE ADDENDUM/ . . .	1	1
	35-660002-610	ELEVATOR ASSY,RH /SPARE ASSY/	1	2
	35-660002-48	ELEVATOR ASSY,RH /SUPERSEDES 35-660002-36/. . .	1	3
	35-660002-604	ELEVATOR ASSY,RH /SPARE ASSY,LESS TAB/.	1	1
	35-660002-612	ELEVATOR ASSY,RH /SPARE ASSY,LESS TAB/.	1	2
	35-660002-652	ELEVATOR ASSY,RH /LESS TAB/	1	7
	35-660002-654	ELEVATOR ASSY,RH /LESS TAB/	1	6
	35-660002-2	ELEVATOR ASSY,RH.	NP	1
		/ATTACHING PARTS/		
- 11	AN502-10-10	SCREW	4	
	AN960-10L	WASHER.	4	
- 12	AN4-12A	BOLT.	1	
	AN960-416L	WASHER.	2	
	AN960-416	WASHER.	1	
	MS20365-428	NUT /SUPERSEDES AN365-428/.	1	
- 13	35-660031	. FITTING,TORQUE LH	1	1
	35-660031-2	. FITTING,TORQUE LH	1	4
	35-660031-1	. FITTING,TORQUE RH	1	
		/ATTACHING PARTS/		
- 14	AN23-10A	. BOLT.	4	
	AN960-10	. WASHER.	4	
	MA20365-1032	. NUT /SUPERSEDES AN365-1032/	4	
	35-650122-6	. HINGE ASSY,ELEVATOR CENTER.	NP	
		/SUPERSEDES 35-650122/		
- 15	35-650122-8	. . BRACKET,HINGE /SUPERSEDES 35-650122-4/. . .	1	
	35-650122-6	. . HINGE ASSY,RIVETED.	1	
- 16	35-650122-2	. . . HINGE,HALF.	2	

FIG. & INDEX NO.	PART NO.	1	2	3	4	5	6	7	DESCRIPTION	UNITS PER ASSY	USABLE ON CODE
26 - 17	855	BEARING	1	
- 18	35-600003	BUSHING,ELEVATOR HINGE.	1	
- 19	AN23-14	BOLT.	1	
	AN960-10	WASHER.	1	
	AN320-3	NUT	1	
	AN380-2-2	PIN,COTTER.	1	
	35-650121	HINGE ASSY,ELEVATOR OUTBD	1	
- 20	35-650121-8	BRACKET,HINGE /SUPERSEDES 35-650121-6/.	1	
	35-650121-4	HINGE ASSY,RIVETED.	1	
- 21	35-650121-2	HINGE,HALF.	2	
- 22	855	BEARING	1	
- 23	35-600003	BUSHING,ELEVATOR HINGE.	1	
- 24	AN23-14	BOLT.	1	
	AN960-10	WASHER.	1	
	AN320-3	NUT	1	
	MS24665-132	PIN,COTTER /SUPERSEDES AN380-2-2/	2	
	35-660002-5	WEIGHT ASSY,ELEVATOR BALANCE.	1	5
	35-660002-37	WEIGHT ASSY,ELEVATOR BALANCE.	1	7
	35-660002-45	WEIGHT ASSY,ELEVATOR BALANCE.	1	6
									/ATTACHING PARTS/		
- 25	AN507-832R7	SCREW	8	
	112105	WASHER.	8	
- 26	35-660002-9	WEIGHT,ELEVATOR BALANCE	1	5
	35-660002-39	WEIGHT,ELEVATOR BALANCE	1	7
	35-660002-43	WEIGHT,ELEVATOR BALANCE	1	6
									/ATTACHING PARTS/		
- 27	AN520-10-40	SCREW	2	
	AN970-3	WASHER.	2	
	MS20365-1032	NUT /SUPERSEDES AN365-1032/	2	
- 28	35-660042-1	WASHER,ELEVATOR BALANCE	3	
- 29	35-660042-3	WASHER,ELEVATOR BALANCE	3	
- 30	35-660043-1	TAB ASSY,ELEVATOR LH.	1	
	35-660043-2	TAB ASSY,ELEVATOR RH.	1	
									/ATTACHING PARTS/		
- 31	35-660044	PIN,HINGE	1	
- 32	103637	PLACARD, IDENTIFICATION.	1	
									/ATTACHING PARTS/		
- 33	49384	FASTENER.	2	
	35-600002	SUPPORT ASSY,ELEVATOR	1	
									/ATTACHING PARTS/		
- 34	AN4-7A	BOLT.	3	
	MS20365-428	NUT /SUPERSEDES AN365-428/.	3	
	AN960-416	WASHER.	3	
- 36	AN200K55	BEARING	1	
		BEARING	1	

CODE EFFECTIVITY

CODE EFFECTIVITY

- | | | | |
|---|--------------------|---|--------------------|
| 1 | D-4866 THRU D-5725 | 2 | D-5726 THRU D-7309 |
| 3 | D-7310 AND AFTER | 4 | D-5726 AND AFTER |
| 5 | D-4866 THRU D-7309 | 6 | D-8118 AND AFTER |
| 7 | D-7310 THRU D-8117 | | |



VIEW B

3

WARNING
THIS AIRPLANE IS EASILY LOADED
BEYOND AFT CG LIMITS. WEIGHT
AND CG MUST BE WITHIN LIMITS
FOR EACH FLIGHT.
REFER TO PILOTS OPERATING HANDBOOK

35-133-15

MODEL 35 PARTS CATALOG

FIG. & ITEM NO.	PART NO.	DESCRIPTION	1	2	3	4	5	6	7	UNITS PER ASSY	USABLE ON CODE
26A	R 35-4016-5	KIT, STABILIZER REINFORCEMENT.								1	1
- 1	R 35-410504-15	• CUFF, LH								1	1
	R 35-410504-16	• CUFF, RH								1	1
- 2	R 35-410504-13	• GASKET.								2	1
- 3	R 35-440021-1	• PLACARD/LOCATED ON PASSENGER AND. BAGGAGE DOORS/ /ATTACHING PARTS/								2	1
	R AN530-4R4	• SCREW								2	1
	R NAS446-1-1	• NUT								2	1
		-----*									
	R 35-4016-7	KIT, STABILIZER REINFORCEMENT.								1	2
- 4	R 35-410504-17	• CUFF, LH								1	2
	R 35-410504-19	• CUFF, RH								1	2
- 5	R 35-410504-13	• GASKET.								2	2
	R 35-440021-1	• PLACARD/LOCATED ON PASSENGER AND. BAGGAGE DOORS/								2	2
	R 35-440022-1	• PLACARD/REPLACES 35-440021-1 ON TURBO CHARGED AIRPLANES/ /ATTACHING PARTS/								2	2
	R AN530-4R4	• SCREW								2	2
	R NAS446-1-1	• NUT								2	2
		-----*									

CODES OF EFFECTIVITY

1 D-4866 THRU D-6561 2 D-6562 THRU D-9068

MODEL 35 PARTS CATALOG

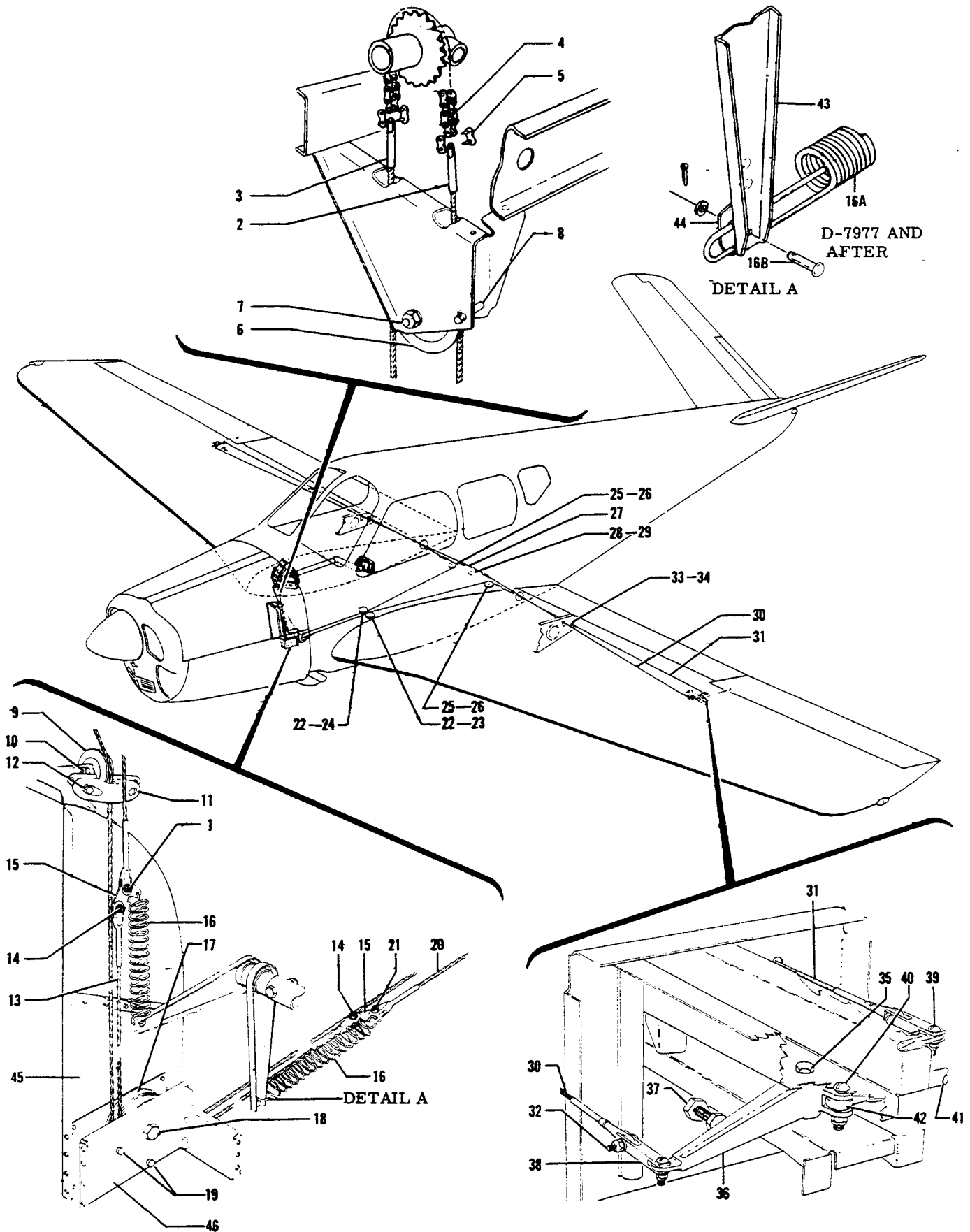


Figure 27. Aileron Control System

FIG. & INDEX NO.	PART NO.	DESCRIPTION	UNITS PER ASSY	USABLE ON CODE		
					1	2
27 -	35-524000	CONTROL INSTL,FUSELAGE FLIGHT	NP	1		
	35-524000-1	CONTROL INSTL,FUSELAGE FLIGHT	NP	2		
	35-524651	CONTROL INSTL,FUSELAGE FLIGHT	NP	6		
	35-524651-5	CONTROL INSTL,FUSELAGE FLIGHT	NP	5		
	35-524314	. CABLE ASSY,FUSELAGE AILERON CONTROL /ATTACHING PARTS/	1			
- 1	AN23-11/M/ AN960-10 AN320-3 MS24665-132	. BOLT. WASHER. NUT PIN,COTTER /SUPERSEDES AN380-2-2/	1 2 1 1			
	- 2	35-524314-8	. . SWAGE ASSY,FUSELAGE AILERON CONTROL CABLE	1		
		- 3	35-524314-6	. . SWAGE ASSY,FUSELAGE AILERON CONTROL CABLE	1	
	- 4	35-524314-10	. . CHAIN,ROLLER.	2		
88		. . LINK,CONNECTING /TYPE A/.	1			
118540BHP3		. PULLEY /SUPERSEDES AN210-3A/.	1	7		
130000BEP3		. PULLEY.	1	3		
		/ATTACHING PARTS/				
- 7	130001882 AN4-10A/M/ AN960-416 MS20364-428	. BUSHING BOLT. WASHER. NUT /SUPERSEDES AN364-428/.	NP 1 1 1	3		
	- 8	AN392-19 MS24665-132 118540BHP3 130000BEP3	. PIN PIN,COTTER /SUPERSEDES AN380-2-2/ PULLEY /SUPERSEDES AN210-3A/. PULLEY.	1 1 1 1	7 3	
			/ATTACHING PARTS/			
		130001882	. BUSHING	NP	3	
- 10		AN4-10A/M/ AN960-416 MS20364-428	. BOLT. WASHER. NUT /SUPERSEDES AN364-428/.	1 1 1		
- 11	35-524309	. FAIRLEAD,AILERON CABLE GUARD. /ATTACHING PARTS/	1			
- 12	AN22-7A AN960-8 MS20364-832	. BOLT. WASHER. NUT /SUPERSEDES ANOLJ-80I/.	2 4 2			
	- 13	NAS304-22-0255	. CABLE ASSY,FUSELAGE AILERON CONTROL /ATTACHING PARTS/	1		
	- 14	AN23-11/M/ AN960-10 AN320-3 MS24665-132	. BOLT. WASHER. NUT PIN,COTTER /SUPERSEDES AN380-2-2/	2 4 2 2		
- 15		35-524302	. LINK,AILERON CONTROL CABLE.	2		
- 16		35-524305-3	. SPRING,AILERON AND RUDDER FWD BUNGEE.	2	8	
- 16A		35-524664	. SPRING,AILERON AND RUDDER FWD BUNGEE. /ATTACHING PARTS/	2	9	
- 16B	AN392-13 AN960-4 MS24665-132	. PIN,FLAT HEAD WASHER. PIN,COTTER /SUPERSEDES AN380-2-2/	1 1 1			
	118540BHP4	. PULLEY /SUPERSEDES AN210-4A/. /ATTACHING PARTS/	2			
	- 18	AN4-14A AN960-416 MS20365-428	. BOLT. WASHER. NUT /SUPERSEDES AN365-428/.	1 1 1		
- 19		AN392-35 MS24665-132	. PIN PIN,COTTER /SUPERSEDES AN380-2-2/	2 2		
		- 20	NAS304-26-0603	. CABLE ASSY. /ATTACHING PARTS/	1	
- 21	AN23-11/M/ AN960-10 AN320-3 MS24665-132	. BOLT. WASHER. NUT PIN,COTTER /SUPERSEDES AN380-2-2/	1 1 1 1			

FIG. & INDEX NO.	PART NO.	DESCRIPTION	UNITS PER ASSY	USABLE ON CODE
27 -	1185408HP4 1300008EP4	. PULLEY /SUPERSEDES AN210-4B/ PULLEY /ATTACHING PARTS/	2 2	7 3
	130001882	. BUSHING	NP	
- 23	AN4-10A/M/	. BOLT	1	
- 24.	105077-10A AN960-416L	. BOLT WASHER	1 2	
	AN392-23 MS24665-132 1185408HP4	. PIN PIN,COTTER /SUPERSEDES AN380-2-2/ PULLEY /SUPERSEDES AN210-4B/ /ATTACHING PARTS/	1 1 2	
- 26	AN4-10A/M/ AN960-416 MS20365-428	. BOLT WASHER NUT /SUPERSEDES AN365-428/	2 2 2	
	AN392-23 MS24665-132	. PIN PIN,COTTER /SUPERSEDES AN380-2-2/	4 4	
- 27	NAS304-66-0173 1185408HP4 1300008EP4	. CABLE ASSY. PULLEY /SUPERSEDES AN210-4B/ PULLEY /ATTACHING PARTS/	1 1 1	7 3
	130001882	. BUSHING	1	3
- 29	AN4-10A/M/ AN960-416 MS20365-428	. BOLT WASHER NUT /SUPERSEDES AN365-428/	1 1 1	
	AN155-32S 35-521180	. BARREL,TURNBUCKLE CONTROL INSTL,WING FLIGHT LH.	4 NP	
- 30	35-521180-1 36-521011-3	CONTROL INSTL,WING FLIGHT RH. CABLE ASSY,AILERON BALANCE /SUPERSEDES 35-521188/	NP 1	
- 31	36-521011-1	. CABLE ASSY,AILERON CONTROL /SUPERSEDES 35-521189/ /ATTACHING PARTS/	1	
- 32	AN24-12 AN960-416L AN320-4 MS24665-132	. BOLT WASHER NUT PIN,COTTER /SUPERSEDES AN380-2-2/	2 2 2 2	
- 33	35-521181	. FAIRLEAD,AILERON CABLE WING STATION 66. /ATTACHING PARTS/	2	
- 34	AN515-8R10 AN960-8	. SCREW WASHER	2 2	
	35-521180-612 35-521158-5 35-521180-613 35-521158-6	. BELLCRANK ASSY,AILERON LH /SUPERSEDES 35-521180 SA2/ . BELLCRANK ASSY,AILERON LH /SUPERSEDES 35-521158/ . BELLCRANK ASSY,AILERON RH /SUPERSEDES 35-521180 SA3/ . BELLCRANK ASSY,AILERON RH /SUPERSEDES 35-521158-1/ /ATTACHING PARTS/	1 1 1 1	
- 35	AN4-16A AN960-416 MS20365-428	. BOLT WASHER NUT /SUPERSEDES AN365-428/	1 1 1	
- 36	35-521158-7 35-521158-8	. . BELLCRANK,AILERON CONTROL LH. /SUPERSEDES 35-521158-2/ . . BELLCRANK,AILERON CONTROL RH. /SUPERSEDES 35-521158-3/	1 1	
- 37	S185-111-003 AN316-5R AR4 105740X-2G0190	. . BOLT NUT,CHECK BEARING BUSHING	2 2 2 2	

FIG. & INDEX NO.	PART NO.	DESCRIPTION	UNITS PER ASSY	USABLE ON CODE
27- 38	35-521190	. FITTING,AILERON CONTROL CABLE /ATTACHING PARTS/	2	
- 39	35-521186	. BOLT,AILERON BELLCRANK FLAT HEAD.	2	
	AN960-10L	. WASHER.	2	
	AN320-3	. NUT	2	
	MS24665-132	. PIN,COTTER /SUPERSEDES AN380-2-2/	2	
-	35-521152	. ROD ASSY,AILERON CONTROL. /ATTACHING PARTS/	1	
- 40	35-521187	. BOLT,AILERON BELLCRANK FLAT HEAD.	1	
	AN960-416L	. WASHER.	1	
	AN320-4	. NUT	1	
	MS24665-132	. PIN,COTTER /SUPERSEDES AN380-2-2/	1	
- 41	35-521152-4	. . TUBE,AILERON CONTROL.	1	
- 42	HM4U	. . END,ROD /SUPERSEDES HM4/.	1	
	HML4	. . END,ROD	1	
	AN316-4L	. . NUT,CHECK	1	
	AN316-4R	. . NUT,CHECK	1	
	35-524297	ARM ASSY,RUDDER AND AILERON BUNGEE SPRING . . . /SEE FIG. 31/	2	2
	35-524650-1	ARM ASSY,RUDDER AND AILERON BUNGEE SPRING . . . /SEE FIG. 31/	2	10
- 43	35-524650-11	ARM ASSY,RUDDER AND AILERON BUNGEE SPRING . . . /SEE FIG. 31/	2	9
- 44	35-524297-6	. SUPPORT,BUNGEE SPRING ARM	1	9
- 45	35-415330-168	PANEL,LH.	1	
	35-415330-166	PANEL,RH.	1	
- 46	35-400339-2	BRACKET ASSY,AILERON CABLE /STA 49.00 LOWER/. . .	1	

CODE EFFECTIVITY

- 1 D-4866 THRU D-6561
- 3 D-6842 AND AFTER
- 5 D-7310 AND AFTER
- 7 D-4866 THRU D-6841
- 9 D-7977 AND AFTER

CODE EFFECTIVITY

- 2 D-6562 THRU D-6841
- 4 D-6562 AND AFTER
- 6 D-6842 THRU D-7309
- 8 D-4866 THRU D-7976
- 10 D-6842 THRU D-7976

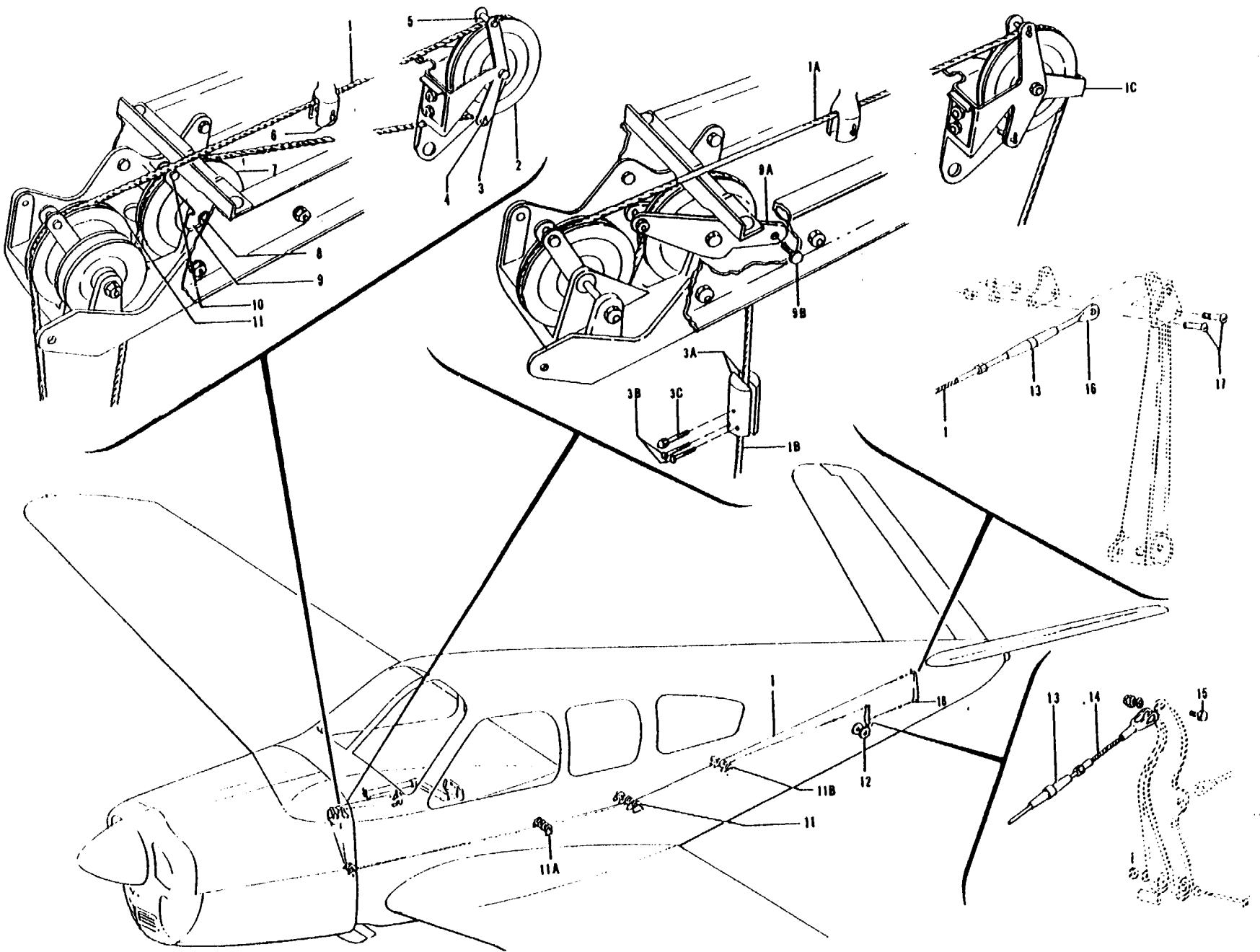


Figure 28. Elevator Control System

FIG. & INDEX NO.	PART NO.	DESCRIPTION	UNITS PER ASSY	USABLE ON CODE
28	35-524000	CONTROL INSTL,FUSELAGE FLIGHT	NP	1
	35-524000-1	CONTROL INSTL,FUSELAGE FLIGHT	NP	2
	35-524651	CONTROL INSTL,FUSELAGE FLIGHT	NP	3
	35-524651-5	CONTROL INSTL,FUSELAGE FLIGHT	NP	8
	35-524041	. COLUMN INSTL,CONTROL /SEE FIG. 60/.	1	
- 1	35-524385	. CABLE ASSY,ELEVATOR CONTROL FWD	1	5
	35-524385-4	. CABLE ASSY,ELEVATOR CONTROL FWD	1	7
- 1A	35-524000-3	. CABLE ASSY,ELEVATOR	1	2
	35-524651-1	. CABLE ASSY,ELEVATOR	1	3
	35-524651-7	. CABLE ASSY,ELEVATOR	1	8
- 1B	AN304-35-2087	. CABLE ASSY,ELEVATOR	1	4
- 1C	535-521242-17	. GUARD,CABLE	1	4
	1185408HP4	. PULLEY /SUPERSEDES AN210-4A/.	1	
		/ATTACHING PARTS/		
- 3	AN4-11A	. BOLT	1	
	AN960-416	. WASHER	1	
	AN365-428	. NUT	1	
- 3A	535-521242-13	. WEIGHT,808	2	4
		/ATTACHING PARTS/		
- 3B	AN515-8-28	. SCREW	2	
- 3	AN3-17A	. BOLT	1	
	AN365-332	. NUT	2	
	AN365-1032	. NUT	1	
- 4	AN392-23	. PIN	1	
- 5	AN392-45	. PIN	1	
	AN380-2-2	. PIN,COTTER	2	
- 6	35-524346	. PIN,CONTROL COLUMN ELEVATOR CABLE LOCK.	1	
	AN380-2-2	. PIN,COTTER	1	
- 7	18754-1	. PULLEY /SUPERSEDES 88120/.	1	5
	18754-6	. PULLEY /SUPERSEDES 88-128/.	1	6
		/ATTACHING PARTS/		
- 8	AN4-14A	. BOLT	1	
	AN960-416	. WASHER	1	
	AN365-428	. NUT	1	
- 9	35-524247	. PLATE,ELEVATOR CONTROL PULLEY GUARD	2	1
- 9A	535-521242-15	. GUARD,CABLE	2	4
- 9B	AN392-35	. PIN	1	4
	AN380-2-2	. PIN,COTTER	1	4
- 10	AN392-35	. PIN	1	
	AN380-2-2	. PIN,COTTER	1	
	1185408HP4	. PULLEY,/SEE FIG. 29/ /SUPERSEDES AN210-4A/.	REF	10
	1300008EP3	. PULLEY,/SEE FIG. 29/.	REF	8
	1185408HP3	. PULLEY,/SEE FIG. 29/ /SUPERSEDES AN210-3B/.	REF	10
	1300008EP3	. PULLEY,/SEE FIG. 29/.	REF	8
- 11B	1300008EP4	. PULLEY,/SEE FIG. 29/.	REF	6
	1185408HP3	. PULLEY,/SEE FIG. 29/ /SUPERSEDES AN210-3B/.	REF	10
	1300008EP3	. PULLEY,/SEE FIG. 29/.	REF	8
- 13	AN155-32L	. BARREL,TURNBUCKLE	2	
- 14	AN304-25-0082	. CABLE ASSY.	1	
		/ATTACHING PARTS/		
- 15	AN3-7	. BOLT	1	
	AN960-10	. WASHER	2	
	AN960-10L	. WASHER	1	
	AN310-3	. NUT	1	
	AN380-2-2	. PIN,COTTER	1	

FIG. & INDEX NO.	PART NO.	DESCRIPTION							UNITS PER ASSY	USABLE ON CODE
		1	2	3	4	5	6	7		
28 - 16	AN165-22RL	1	
		EYE,TURNBUCKLE /ATTACHING PARTS/								
- 17	AN23-10	1	
	□AN960-10	1	
	□AN960-10L	2	
	□AN310-3	1	
	□AN380-2-2	1	
		-----*								
- 18	35-524101	1	
		CONTROL INSTL,DIFFERENTIAL FLIGHT /SEE FIG. 30/								

CODE EFFECTIVITY

CODE EFFECTIVITY

- | | | | |
|---|---|----|-----------------------------|
| 1 | D-4866 THRU D-6561 | 2 | D-6562 THRU D-6841 |
| 3 | D-6842 THRU D-7309 | 4 | D-6562 AND AFTER |
| 5 | D-4866 THRU D-5727
AND D-5729 THRU
D-5747 | 6 | D-5728,
D-5746 AND AFTER |
| 7 | D-5728 AND
D-5748 THRU D-6561 | 8 | D-7310 AND AFTER |
| 9 | D-6562 THRU D-7309 | 10 | D-4866 THRU D-7309 |

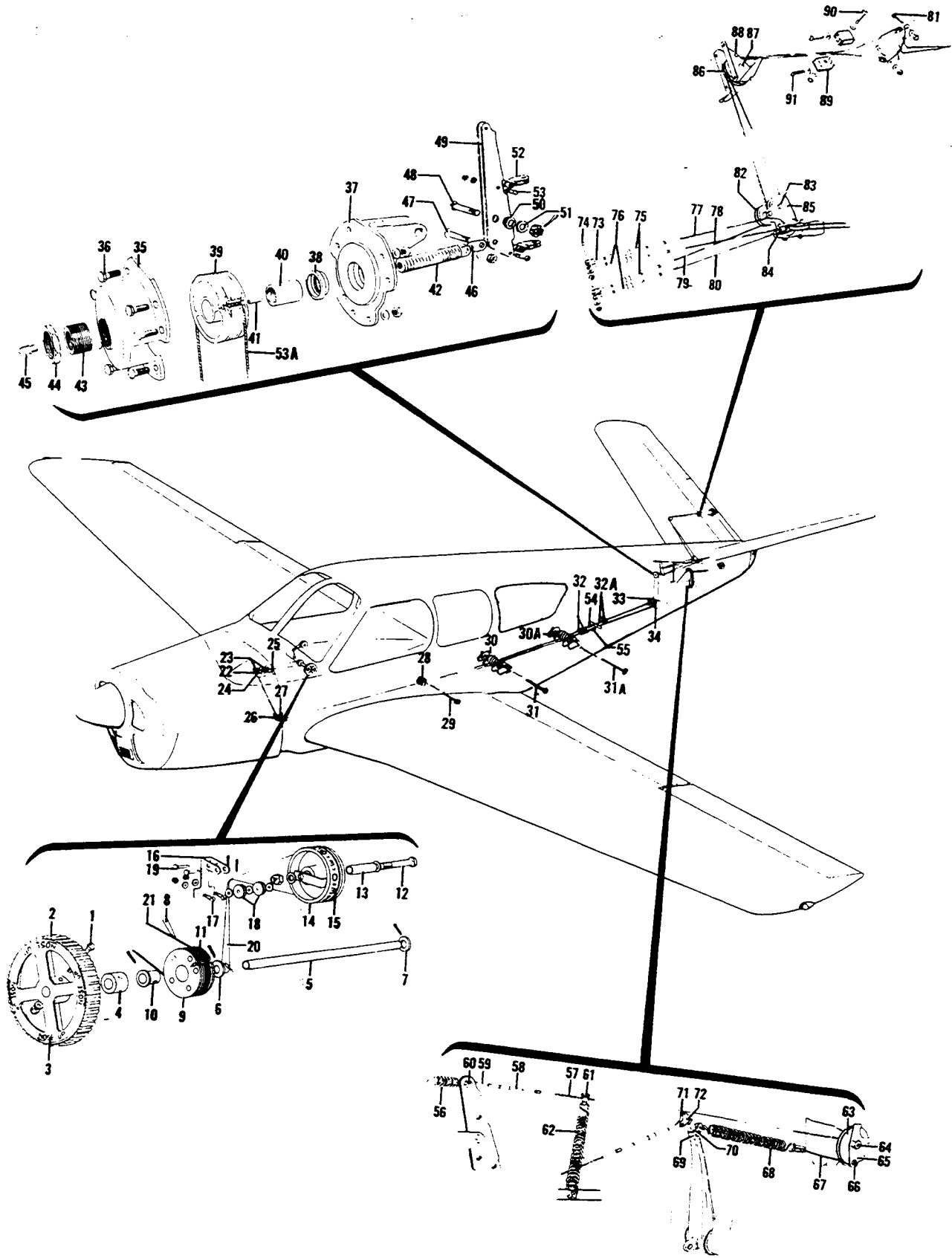


Figure 29. Elevator Trim Tab Control

FIG. & INDEX NO.	PART NO.	DESCRIPTION	UNITS PER ASSY	USABLE ON CODE
		1 2 3 4 5 6 7		
29 -	35-524000	CONTROL INSTL,FUSELAGE FLIGHT	NP	1
	35-524000-1	CONTROL INSTL,FUSELAGE FLIGHT	NP	2
	35-524651	CONTROL INSTL,FUSELAGE FLIGHT	NP	14
	35-524651-5	CONTROL INSTL,FUSELAGE FLIGHT	NP	15
	35-524531-4	. INDICATOR INSTL,ELEVATOR TAB POSITION	NP	4
	35-524647-1	. INDICATOR INSTL,ELEVATOR TAB POSITION	NP	3
	35-524542	. . WHEEL ASSY,ELEVATOR TAB CONTROL	1	4
	35-524542-8	. . WHEEL ASSY,ELEVATOR TAB CONTROL	1	3
		/ATTACHING PARTS/		
- 1	AN3-164/M/ AN960-10 MS20365-1032	. . BOLT. WASHER. NUT /SUPERSEDES AN365-1032/	1 1 1	
- 2	35-524542-2	. . . WHEEL,ELEVATOR TAB CONTROL	1	
- 3	35-524555	. . . PLACARD,TAB CONTROL WHEEL DIRECTION	1	
- 4	35-524543	. . . BUSHING,ELEVATOR TAB CONTROL WHEEL	1	
- 5	35-524531-4 35-524647-5	. . TUBE,TRIM TAB CONTROL TUBE,TRIM TAB CONTROL	1 1	4 3
		/ATTACHING PARTS/		
- 6	AN960-816	. . WASHER.	1	
- 7	AN960-816L AN380-2-3	. . WASHER. PIN,COTTER.	2 3	
	35-524539	. . DRUM ASSY,ELEVATOR TRIM TAB CONTROL	1	
		/ATTACHING PARTS/		
- 8	35-524584 AN975-3 MS20364-1032	. . PIN,SLOTTED THREADED TAPER. WASHER. NUT /SUPERSEDES AN364-1032/	1 1 1	
- 9	50-524471-3	. . . DRUM,SLOTTED THREADED TAPER	1	
		/SUPERSEDES 35-524226/		
- 10	35-524538	. . . BUSHING,ELEVATOR TRIM TAB DRUM.	1	
- 11	35-524028 35-524546-3	. . . PIN,ELEVATOR TRIM TAB DRUM CABLE. DRUM ASSY,ELEVATOR TRIM TAB INDICATOR	1 1	
		/ATTACHING PARTS/		
- 12	AN3-13A/M/ AN3-12A/M/	. . BOLT. BOLT.	1 1	5 6
- 13	105739X-2V0828 105739X-2V0703 AN960-10 AN960-10L MS20365-1032	. . BUSHING BUSHING WASHER. WASHER. NUT /SUPERSEDES AN365-1032/	1 1 3 3 1	5 6 5 6
- 14	35-524547	. . . DRUM,ELEVATOR TRIM TAB INDICATOR.	1	
- 15	35-524550	. . . PLACARD,ELEVATOR TRIM TAB INDICATOR	1	
	35-524546-2	. . . PIN,ELEVATOR TRIM TAB INDICATOR	1	
- 16	35-524554	. . BRACKET,TAB INDICATOR CABLE TENSION PULLEY. /SEE FIG. 60 FOR NHA/ /ATTACHING PARTS/	1	19
- 17	AN526-632-7 AN960-6 MS20365-632	. . SCREW WASHER. NUT /SUPERSEDES AN365-632/.	2 4 2	
- 18	35-524553	. . PULLEY,TAB INDICATOR CABLE TENSION IDLER. /ATTACHING PARTS/	2	
- 19	AN392-15 AN960-6 MS24665-132	. . PIN WASHER. PIN,COTTER /SUPERSEDES AN380-2-2/	1 3 1	
	AN392-15 MS24665-132	. . PIN PIN,COTTER /SUPERSEDES AN380-2-2/	1 1	
- 20	35-524531-2 35-524647-9	. . CABLE,INDICATOR ACTUATING CABLE,INDICATOR ACTUATING	1 1	4 3
- 21	NAS302-66-3506 NAS302-66-3950	. . CABLE ASSY. CABLE ASSY.	1 1	17 15
- 22	118540BHP4	. . PULLEY /SUPERSEDES AN210-4A/.	1	

FIG. & INDEX NO.	PART NO.	DESCRIPTION							UNITS PER ASSY	USABLE ON CODE	
		1	2	3	4	5	6	7			
29 - 23	118540BHP2	.	PULLEY /SUPERSEDES AN210-2A/	2		
		.	/ATTACHING PARTS/								
- 24	AN3-23A/M/	.	BOLT.	1		
	105740X-ZF1094	.	BUSHING	1		
	AN960-10	.	WASHER.	1		
	MS20365-1032	.	NUT /SUPERSEDES AN365-1032/	1		
	35-524247	.	PLATE,ELEVATOR CONTROL PULLEY GUARD	2		
- 25	35-524248	.	PLATE,ELEVATOR TRIM TAB CONTROL PULLEY GUARD.	2		
	AN392-19	.	PIN	1		
	AN392-23	.	PIN	1		
	MS24665-132	.	PIN,COTTER /SUPERSEDES AN380-2-2/	2		
- 26	118540BHP4	.	PULLEY /SUPERSEDES AN210-4A/	4		
		.	/ATTACHING PARTS/								
- 27	AN4-24A/M/	.	BOLT.	1		
	AN960-416	.	WASHER.	1		
	MS20365-428	.	NUT /SUPERSEDES AN365-428/	1		
	AN392-67	.	PIN	2		
	MS24665-132	.	PIN,COTTER /SUPERSEDES AN380-2-2/	2		
- 28	118540BHP3	.	PULLEY /SUPERSEDES AN210-3B/	4	17	
	130000BEP3	.	PULLEY	4	15	
		.	/ATTACHING PARTS/								
- 29	AN4-24A/M/	.	BOLT.	1		
	130001B82	.	BUSHING	4	15	
	AN960-416	.	WASHER.	1		
	MS20365-428	.	NUT /SUPERSEDES AN365-428/	1		
	AN392-65	.	PIN	1		
	MS24665-132	.	PIN,COTTER /SUPERSEDES AN380-2-2/	1		
	118540BHP4	.	PULLEY /SUPERSEDES AN210-4A/	6	14	
	130000BEP4	.	PULLEY	6	14	
- 30	130000BEP3	.	PULLEY	6	15	
- 30A	130000BEP4	.	PULLEY	6	15	
		.	/ATTACHING PARTS/								
- 31	AN4-54A/M/	.	BOLT.	1		
- 31A	AN4-63A	.	BOLT.	1	15	
	130001B82	.	BUSHING	6	15	
	100801S6-1484	.	BUSHING	1	16	
	105739S-XU1484	.	BUSHING	1	15	
	100801S6-0484	.	BUSHING	1	16	
	105739S-XU0484	.	BUSHING	1	15	
	AN960-416	.	WASHER.	2		
	MS20365-428	.	NUT /SUPERSEDES AN365-428/	1		
	35-524003	.	PIN,PULLEY GUARD.	1		
- 32	MS24665-132	.	PIN,COTTER /SUPERSEDES AN380-2-2/	1		
	AN155-8L	.	BARREL,TURNBUCKLE	2		
	45-524624	.	STOP.	2	15	
		.	/ATTACHING PARTS/								
	AN960-516	.	WASHER.	4		
	AN320-5/M/	.	NUT	2		
	MS24665-132	.	PIN /SUPERSEDES AN380-2-2/	2		
- 32A	130000BEP3	.	PULLEY.	2		
		.	/ATTACHING PARTS/								
	AN4-10A	.	BOLT.	2		
	130001B82	.	BUSHING	2		
	AN960-416	.	WASHER.	2		
	MS20365-428	.	NUT /SUPERSEDES AN365-428/	2		
	AN392-19	.	PIN	2		
	MS24665-132	.	PIN,COTTER /SUPERSEDES AN380-2-2/	2		

FIG. & INDEX NO.	PART NO.	DESCRIPTION	UNITS PER ASSY	USABLE ON CODE
29 - 33	118540BHP2	. PULLEY /SUPERSEDES AN210-28/ /ATTACHING PARTS/	2	
- 34	AN3-10A/M/ 100801X4-0250 AN960-10 AN960-10L MS20365-1032	. BOLT. BUSHING WASHER. WASHER. NUT /SUPERSEDES AN365-1032/	2 2 1 1 2	
	AN392-21 AN392-53 MS24665-132 35-524386-3 35-524386-5 35-524386-7	. PIN PIN PIN,COTTER /SUPRESEDES AN380-2-2/ ACTUATOR ASSY,ELEVATOR TRIM TAB ACTUATOR ASSY,ELEVATOR TRIM TAB ACTUATOR ASSY,ELEVATOR TRIM TAB /ATTACHING PARTS/	2 2 4 1 1 1	8 18 15
	AN3-6A/M/ AN960-10	. BOLT. WASHER.	3 3	
- 35	35-524375	. . HOUSING,ELEVATOR TRIM TAB ACTUATOR. /ATTACHING PARTS/	1	
- 36	AN515-8-10 AN960-8 MS20365-832	. . SCREW WASHER. NUT /SUPERSEDES AN365-832/	4 4 4	
- 37	35-524387	. . CAP ASSY,ELEVATOR TRIM TAB ACTUATOR	1	
- 38	35-524387-2 35-524373 35-524239 35-524239-2 35-524286 AN5650632H3	. . . CAP,ELEVATOR TRIM TAB ACTUATOR. BUSHING,ELEVATOR TRIM TAB ACTUATOR. DRUM ASSY,ELEVATOR TRIM TAB ACTUATOR. DRUM,ELEVATOR TRIM TAB ACTUATOR BUSHING,ELEVATOR TRIM TAB ACTUATOR. SCREW,SET	1 1 1 1 1 1	
- 41	35-524028	. . PIN,ELEVATOR TRIM TAB DRUM CABLE.	1	
- 42	50-524136	. . SCREW,ELEVATOR TRIM TAB ACTUATOR JACK	1	
- 43	35-524372	. . BUSHING,TRIM TAB ACTUATOR ADJUSTMENT.	1	
- 44	35-524371	. . NUT,ELEVATOR TRIM TAB ACTUATOR JAM.	1	
- 45	16418	. . FITTING /SUPERSEDES NAS2-101A/.	1	
- 46	35-524137	. . LINK,ELEVATOR TRIM TAB ACTUATOR /ATTACHING PARTS/	1	
- 47	NAS54-6 AN960-416 AN960-416L AN310-4 MS24665-132	. . BOLT. WASHER. WASHER. NUT PIN,COTTER /SUPERSEDES AN380-2-2/	2 2 2 2 2	
	35-524378-6	. . BELLCRANK ASSY,TRIM TAB ACTUATOR. /SUPERSEDES 35-524378/ /ATTACHING PARTS/	1	
- 48	AN24-19/M/ AN960-416L AN310-4 MS24665-132	. . BOLT. WASHER. NUT PIN,COTTER /SUPERSEDES AN380-2-2/	1 1 1 1	
- 49	35-524378-4	. . . BELLCRANK,TRIM TAB ACTUATOR /SUPERSEDES 35-524378-2/	1	
	35-524378-8 35-524196	. . . FILLER. BUSHING,ELEVATOR TRIM TAB ACTUATOR.	1 1	
- 51	F310	. . . BEARING,OILITE.	2	
- 52	35-524242	. . CLIP,ELEVATOR TRIM TAB ACTUATOR CABLE /ATTACHING PARTS/	1	
- 53	AN23-16/M/ AN960-10 AN310-3 MS24665-132	. . BOLT. WASHER. NUT PIN,COTTER /SUPERSEDES AN380-2-2/	2 2 2 2	
- 53A	NAS302-77-1156 35-524030 35-524288 35-524287	. . . CABLE ASSY,ELEVATOR TRIM TAB DRUM CABLE ASSY,ELEVATOR TRIM TAB DRUM SCREW,ELEVATOR TAB CABLE STOP NUT,ELEVATOR TAB CABLE STOP	1 1 2 2	15 17

FIG. & INDEX NO.	PART NO.	DESCRIPTION	UNITS PER ASSY	USABLE ON CODE
29 - 56	100942U0324-44	. SPRING.	1	
- 57	35-524383-4	. CABLE ASSY,ELEVATOR TAB BUNGEE FWD. /SUPERSEDES 35-524383/ /ATTACHING PARTS/	1	
	35-524377	. LOCK,ELEVATOR TAB BUNGEE CABLE.	1	
	MS20659-4	. . . TERMINAL,CABLE /SUPERSEDES MS25036-8/	1	
- 58	AN155-8L	. BARREL,TURNBUCKLE	1	
- 59	AN165-8RS	. EYE,TURNBUCKLE. /ATTACHING PARTS/	1	
- 60	AN23-14/M/ AN3-12/M/ AN960-10 AN960-10L 102933S4ZJ0093 AN310-3 MS24665-132	. BOLT. BOLT. WASHER. WASHER. SPACER. NUT PIN,COTTER /SUPERSEDES AN380-2-2/	1 1 2 1 1 1 1	10 11 11 11
	106203-00108	. LINK,TAB BUNGEE TENSION SPRING.	1	11
- 61	45-524624	. STOP,TAB CABLE. /ATTACHING PARTS/	1	10
	AN960-516 MS24665-132	. WASHER. PIN,COTTER /SUPERSEDES AN380-2-2/	1 1	
- 62	35-524632	. SPRING,TAB BUNGEE TENSION	1	
- 63	35-524376	. PULLEY ASSY,STA 272 ELEVATOR TAB BUNGEE /ATTACHING PARTS/	1	
- 64	AN3-13A/M/ AN3-14A/M/ 105740X-Y20895 AN960-10 MS20365-1032	. BOLT. BOLT. BUSHING WASHER. NUT /SUPERSEDES AN365-1032/	1 1 1 3 1	12 13
- 65	35-524633	. GUARD,CABLE	1	12
- 66	AN515-6R20 100696S-YM028 AN960-6 MS20365-632	. SCREW SPACER. WASHER. NUT /SUPERSEDES AN365-632/	1 1 1 1	12 12 12
- 67	35-524382	. CABLE ASSY,ELEVATOR TAB BUNGEE AFT. /ATTACHING PARTS/	1	
	35-524377	. LOCK,ELEVATOR TAB BUNGEE CABLE.	1	
- 68	35-524631 35-524646	. SPRING,AFT ELEVATOR TAB BUNGEE TENSION. SPRING,AFT ELEVATOR TAB BUNGEE TENSION.	1 1	1 7
- 69	35-524292	. CEIP,ELEVATOR TAB BUNGEE ATTACHMENT /ATTACHING PARTS/	1	10
- 70	AN3-6A/M/ AN3-10A/M/ AN960-10 AN970-3 NAS43HT3-12 MS20365-1032	. BOLT. BOLT. WASHER. WASHER. SPACER. NUT /SUPERSEDES AN365-1032/	1 1 1 2 1 1	10 11 11 11
- 71	35-524384	. LINK,UP ELEVATOR CABLE ATTACHMENT /ATTACHING PARTS/	2	
- 72	AN23-10/M/ AN960-10 AN310-3 MS24665-132	. BOLT. WASHER. NUT PIN,COTTER /SUPERSEDES AN380-2-2/	1 1 1 1	
- 73	AN161-16RS	. FORK,TURNBUCKLE	4	8

FIG. & INDEX NO.	PART NO.	1 2 3 4 5 6 7	DESCRIPTION	UNITS PER ASSY	USABLE ON CODE
29 -	AN161-16RL	.	FORK,TURNBUCKLE /ATTACHING PARTS/	4	9
- 74	AN23-16/M/ AN23-13/M/ AN960-10 AN960-10 AN310-3 AN310-10 MS24665-132	.	BOLT. BOLT. WASHER. WASHER. NUT NUT PIN,COTTER /SUPERSEDES AN380-2-2/	2 2 6 2 2 2 2	8 9 8 9 8 9
- 75	AN155-16L	.	BARREL,TURNBUCKLE	2	
- 76	AN155-16S	.	BARREL,TURNBUCKLE	2	
- 77	NAS303-27-0581	.	CABLE ASSY.	1	
- 78	NAS302-27-0605	.	CABLE ASSY.	1	
- 79	NAS303-27-0587	.	CABLE ASSY.	1	
- 80	NAS303-27-0597	.	CABLE ASSY. /ATTACHING PARTS/	1	
- 81	AN23-10/M/ AN960-10 AN310-3 MS24665-132	.	BOLT. WASHER. NUT PIN,COTTER /SUPERSEDES AN380-2-2/	4 4 4 4	
- 82	118540BHP3	.	PULLEY /SUPERSEDES AN210-3A/. /ATTACHING PARTS/	4	
- 83	AN4-16A/M/	.	BOLT.	4	
- 84	100801D6-0750 AN960-415 MS20365-428	.	BUSHING WASHER. NUT /SUPERSEDES AN365-428/	4 4 4	
- 85	NAS427K22 MS24665-132	.	PIN PIN,COTTER /SUPERSEDES AN380-2-2/	2 2	
- 86	118540BHP2	.	PULLEY /SUPERSEDES AN210-2A/. /ATTACHING PARTS/	4	
- 87	AN3-11A/M/ AN960-10 MS20365-1032	.	BOLT. WASHER. NUT /SUPERSEDES AN365-1032/	2 2 2	
- 88	AN392-21	.	PIN	4	

MODEL 35 PARTS CATALOG

FIG. & INDEX NO.	PART NO.	1	2	3	4	5	6	7	DESCRIPTION	UNITS PER ASSY	USABLE ON CODE
29 -	MS24665-132	.	PIN,COTTER	/SUPERSEDES	AN380-2-2/	.	.	.		4	
- 89	35-660033	.	FAIRLEAD,ELEVATOR HINGE		4	
			/ATTACHING PARTS/								
- 90	AN23-18A/M/	.	BOLT.		2	
- 91	AN526-1032R10	.	SCREW		4	
	AN960-10L	.	WASHER.		12	
	MS20365-1032	.	NUT	/SUPERSEDES	AN365-1032/	.	.	.		2	

CODE EFFECTIVITY

CODE EFFECTIVITY

1	D-4866 THRU D-6561	2	D-6562 THRU D-6841
3	D-6842 AND AFTER	4	D-4866 THRU D-6841
5	D-4866 THRU D-5862, D-5864 THRU D-5883 AND D-5887 THRU D-5995	6	D-5863,D-5884 THRU D-5886,D-5996 AND AFTER
7	D-6562 AND AFTER	8	D-4866 THRU D-6611
9	D-6612 AND AFTER	10	D-4866 THRU D-5799, D-5801 THRU D-5816, D-5818 THRU D-5825 AND D-5827 THRU D-5836
11	D-5800,D-5817, D-5826,D-5837 AND AFTER	12	D-4866 THRU D-5825, D-5827 THRU D-5836 AND D-5839 THRU D-5847
13	D-5826,D-5837, D-5838,D-5848 AND AFTER	14	D-6842 THRU D-7309
15	D-7310 AND AFTER	16	D-6562 THRU D-7309
17	D-4866 THRU D-7309	18	D-6612 THRU D-7309
19	D-4866 AND AFTER	20	D-6612 THRU D-7309

MODEL 35 PARTS CATALOG

BLANK PAGE

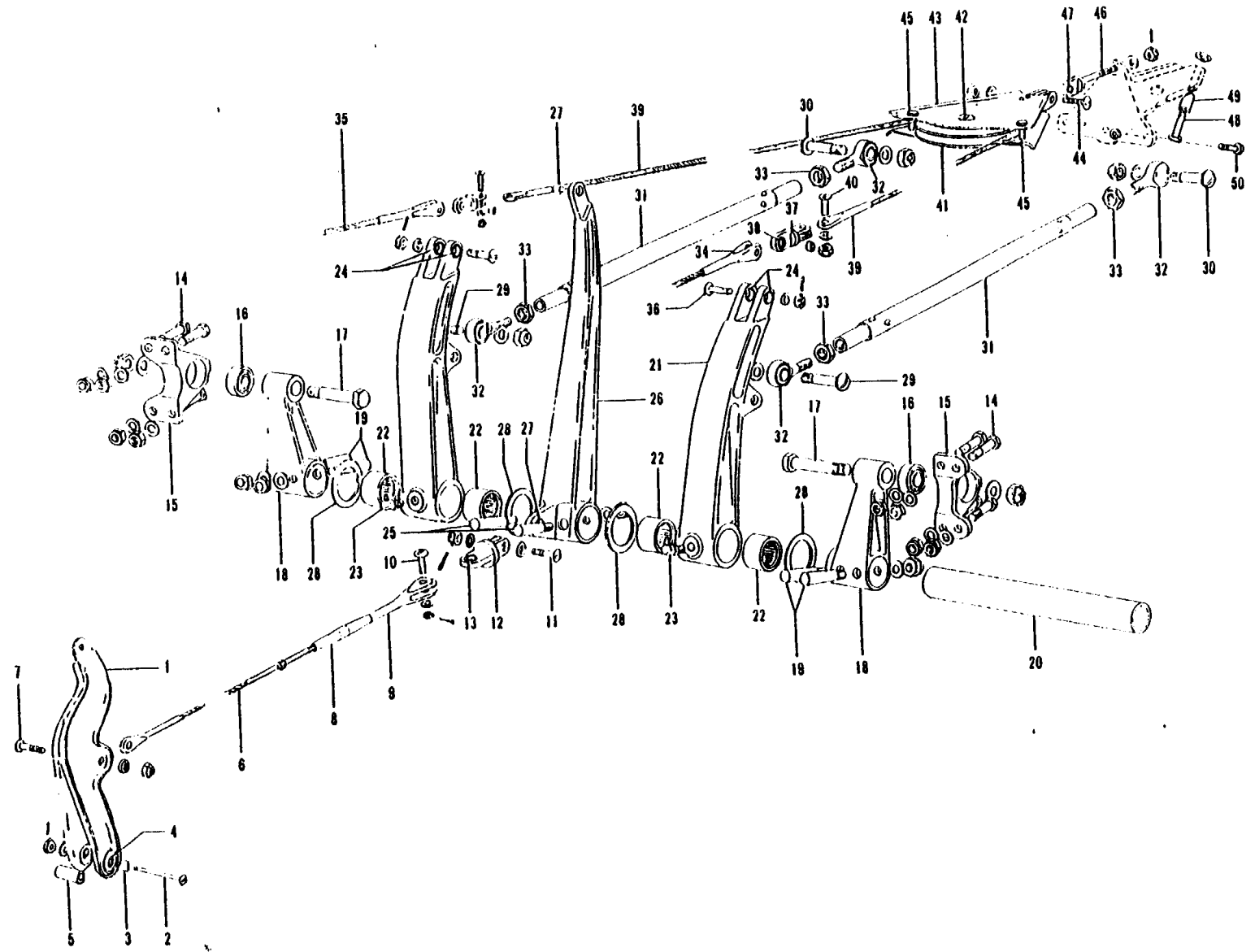


Figure 30. Differential Control

MODEL 35 PARTS CATALOG



FIG. & INDEX NO.	PART NO.	DESCRIPTION	UNITS PER ASSY	USABLE ON CODE
30	35-524101	CONTROL INSTL,DIFFERENTIAL FLIGHT	REF	
- 1	35-524249	. BELLCRANK ASSY,ELEVATOR REDUCTION	1	
		/ATTACHING PARTS/		
- 2	□35-524266	. BOLT,ELEVATOR BELLCRANK	1	
	AN960-D10L	. WASHER.	1	
	□AN320-3	. NUT	1	
	□AN380-2-2	. PIN,COTTER.	1	
		-----*		
- 3	102933D4ZK0139	. . SPACER.	2	
- 4	AN200K3L	. . BEARING	2	
- 5	102933S4ZK0479	. . SPACER.	1	
- 6	NAS304-36-0197	. CABLE ASSY,ELEVATOR	1	
		/ATTACHING PARTS/		
- 7	AN23-10	. BOLT.	1	
	□AN960-10	. WASHER.	1	
	□AN320-3	. NUT	1	
	□AN380-2-2	. PIN,COTTER.	1	
		-----*		
- 8	□AN155-32S	. BARREL,TURNBUCKLE	1	
- 9	AN161-22LS	. FORK,TURNBUCKLE	1	
		/ATTACHING PARTS/		
- 10	AN23-11A	. BOLT.	1	
	□AN960-10L	. WASHER.	1	
	□AN365-1032	. NUT	1	
		-----*		
	□35-524109	. LINK ASSY,DIFFERENTIAL CABLE ATTACH	1	
		/ATTACHING PARTS/		
- 11	□AN23-14	. BOLT.	1	
	□AN960-10L	. WASHER.	2	
	□AN320-3	. NUT	1	
	□AN380-2-2	. PIN,COTTER.	1	
		-----*		
- 12	35-524109-2	. . LINK,DIFFERENTIAL CABLE ATTACH.	1	
- 13	NO NUMBER	. . BEARING,/252 OD X 1885 ID X 182/.	1	
	□35-524108	. SUPPORT ASSY,DIFFERENTIAL CONTROL	2	
		/ATTACHING PARTS/		
- 14	□AN3-5A	. BOLT.	4	
	□AN960-10	. WASHER.	4	
	□AN365-1032	. NUT	4	
		-----*		
- 15	□35-524108-2	. . SUPPORT,DIFFERENTIAL CONTROL.	2	
- 16	KS6A	. . BEARING	2	
	35-524100	. MECHANISM ASSY,DIFFERENTIAL FLIGHT CONTROL.	1	
		/ATTACHING PARTS/		
- 17	NAS56-17	. BOLT.	2	
	□AN960-616	. WASHER.	6	
	105090B032-6F	. WASHER.	6	
	105090B010-6F	. WASHER.	6	
	□AN310-6	. NUT	2	
	AN380-3-4	. PIN,COTTER.	2	
		-----*		
- 18	35-524105	. . YOKE,DIFFERENTIAL CONTROL	2	
		/ATTACHING PARTS/		
- 19	□AN386-1-9A	. . PIN,TAPER	2	
	□AN975-3	. . WASHER.	2	
	AN364-1032	. . NUT	2	
		-----*		
- 20	35-524111	. . SHAFT,DIFFERENTIAL CONTROL YOKE CROSS	1	
	35-524102	. . ARM ASSY,DIFFERENTIAL TAIL CONTROL LH	1	
	35-524102-1	. . ARM ASSY,DIFFERENTIAL TAIL CONTROL RH	1	
- 21	35-524102-2	. . ARM,DIFFERENTIAL TAIL CONTROL LH.	1	
	35-524102-3	. . ARM,DIFFERENTIAL TAIL CONTROL RH.	1	
- 22	□B-128	. . BEARING	2	
- 23	NAS2-101A	. . FITTING	1	
- 24	NO NUMBER	. . BUSHING,/252 OD X 1885 ID X 190/.	2	
	35-524103	. . ARM ASSY,DIFFERENTIAL ELEVATOR CONTROL.	1	
		/ATTACHING PARTS/		
- 25	□AN386-1-9A	. . PIN,TAPER	2	

FIG. & INDEX NO.	PART NO.	DESCRIPTION	UNITS PER ASSY	USABLE ON CODE
30	AN975-3	• • WASHER.	2	
	AN364-1032	• • NUT	2	
- 26	35-524103-2	• • • ARM,DIFFERENTIAL ELEVATOR CONTROL	1	
- 27	NO NUMBER	• • • BUSHING,/252 OD X 1885 ID X 190/.	2	
- 28	1050908020-12	• • WASHER.	4	
	AN35-524106	• ROD ASSY,DIFFERENTIAL TAIL CONTROL.	2	1
	35-524106-8	• ROD ASSY,DIFFERENTIAL TAIL CONTROL.	2	2
		/ATTACHING PARTS/		
- 29	AN24-18A	• BOLT.	1	
- 30	AN24-20A	• BOLT.	1	
	AN960-416	• WASHER.	2	
	AN364-428	• NUT	2	
- 31	AN35-524106-2	• • ROD,DIFFERENTIAL TAIL CONTROL	1	1
	35-524106-6	• • ROD,DIFFERENTIAL TAIL CONTROL	1	2
- 32	MD46-15	• • END,ROD /HEC/	2	
- 33	AN316-6R	• • NUT	2	
- 34	ANAS304-25-0106	• CABLE ASSY,LH	1	1
- 35	ANAS304-25-0109	• CABLE ASSY,RH	1	1
	ANAS304-25-0106	• CABLE ASSY.	2	2
		/ATTACHING PARTS/		
- 36	AN23-18	• BOLT.	1	
	AN960-10L	• WASHER.	1	
	AN320-3	• NUT	1	
	AN380-2-2	• PIN,COTTER.	1	
		• LINK ASSY,DIFFERENTIAL CABLE ATTACH	2	
- 37	35-524109-2	• • LINK,DIFFERENTIAL CABLE ATTACH.	1	
- 38	NO NUMBER	• • BEARING,/252 OD X 1885 ID X 182/.	1	
- 39	ANAS304-33-0255	• CABLE ASSY,RUDDER CONTROL	1	1
	ANAS304-33-0247	• CABLE ASSY,RUDDER CONTROL	1	2
		/ATTACHING PARTS/		
- 40	AN23-14A	• BOLT.	2	
	AN960-10L	• WASHER.	2	
	AN365-1032	• NUT	2	
- 41	AN118540-BHP-5	• PULLEY /SUPERSEDES AN210-5A/.	1	
		/ATTACHING PARTS/		
- 42	AN26-17	• BOLT.	1	
	AN960-616	• WASHER.	1	
	AN320-6	• NUT	1	
	AN380-3-3	• PIN,COTTER.	1	
- 43	35-524245	• BRACKET ASSY,RUDDER BALANCE CABLE PULLEY.	1	
		/ATTACHING PARTS/		
- 44	AN24-13	• BOLT.	1	
	AN960-416	• WASHER.	1	
	AN320-4	• NUT	1	
	AN380-2-2	• PIN,COTTER.	1	
- 45	AN392-25	• PIN	2	
	AN380-2-2	• PIN,COTTER.	2	
	35-524263	• BOLT ASSY,RUDDER CABLE PULLEY BRACKET SWIVEL.	1	
- 46	35-524263-2	• • BOLT,RUDDER CABLE PULLEY BRACKET SWIVEL	1	
- 47	NO NUMBER	• • BEARING,/2505 ID X 3135 OD X 190/.	1	
	AN960-516	• WASHER.	1	
	AN310-5	• NUT	1	
	AN380-2-3	• PIN,COTTER.	1	
- 48	AN35-524123	• BOLT,ELEVATOR STOP.	4	1
	AN316-4R	• NUT	4	1
- 49	35-524185-1	• STUD,RUDDER TORQUE TUBE SUPPORT	2	2
- 50	35-524101-1	• SPACER.	2	2
	AN316-4R	• NUT	4	2

CODE EFFECTIVITY CODE EFFECTIVITY
 1 D-4866 THRU D-5725 2 D-5726 AND AFTER

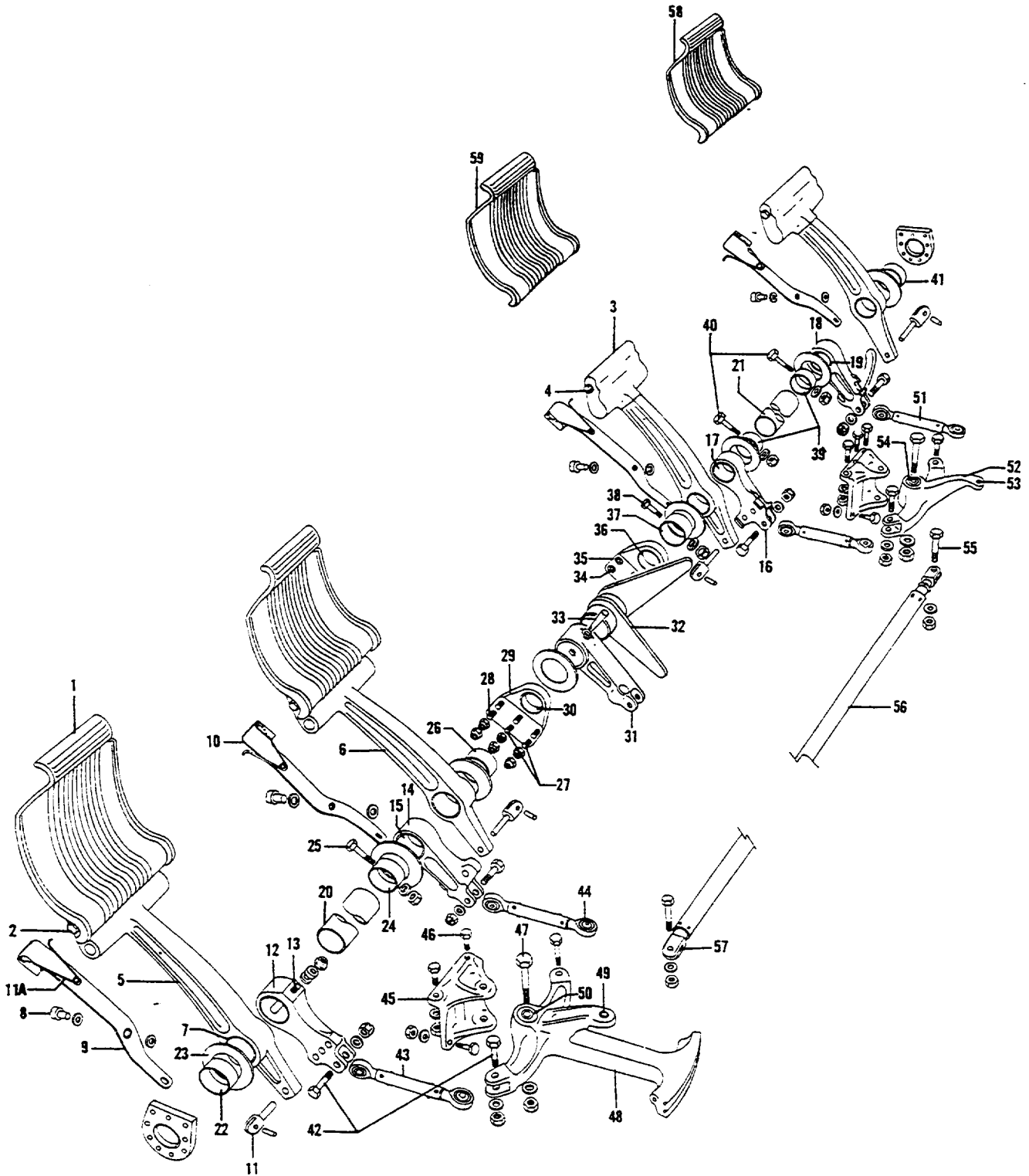


Figure 31. Rudder Pedals

FIG. & INDEX NO.	PART NO.	DESCRIPTION	UNITS PER ASSY	USABLE CN CODE
31 -	35-524061	SYSTEM INSTL, RUDDER PEDAL /SEE FIG. 32 FOR NHA/	NP	3
	35-524644	SYSTEM INSTL, RUDDER PEDAL /SEE FIG. 32 FOR NHA/	NP	4
	35-524650	SYSTEM INSTL, RUDDER PEDAL /SEE FIG. 32 FOR NHA/	NP	5
- 1	35-524011	. PEDAL, RUDDER LH /ATTACHING PARTS/	2	
- 2	□AN3-10/M/ □AN960-10 □AN310-3 □MS24665-132	. BOLT WASHER NUT PIN, COTTER /SUPERSEDES AN380-2-2/	2 2 2 2	
- 3	□35-524641	. PEDAL, CAP RUDDER RH /ATTACHING PARTS/	2	2
- 4	AN3-44A □22K1-02	. BOLT NUT	2 2	
	□35-524060 □35-524060 □50-524326-1 95-524018-5 □35-524060-1 □35-524060-1 □50-524326-2 95-524018-17	. ARM ASSY, RUDDER PEDAL LH ARM ASSY, COPILOT RUDDER PEDAL LH ARM ASSY, COPILOT RUDDER PEDAL LH ARM ASSY, PILOT RUDDER PEDAL LH ARM ASSY, RUDDER PEDAL RH ARM ASSY, COPILOT RUDDER PEDAL RH ARM ASSY, COPILOT RUDDER PEDAL RH ARM ASSY, PILOT RUDDER PEDAL RH	2 1 1 1 2 1 1 1	6 7 8 5
- 5	35-524060-2 35-524060-2 □50-524326-3 □50-524326-3	2 1 1 1	6 7 8 5
- 6	35-524060-3 35-524060-3 □50-524326-4 □50-524326-4	2 1 1 1	6 7 8 5
- 7	□A1170-2 □35-524170 □35-524170 □50-524328-1 □50-524328-1 □35-524170-1 □35-524170-1 □50-524328-2 □50-524328-2 BEARING LEVER ASSY, RUDDER PEDAL ADJUSTING LH LEVER ASSY, COPILOTS RUDDER PEDAL ADJUSTING LH LEVER ASSY, COPILOTS RUDDER PEDAL ADJUSTING LH LEVER ASSY, PILOTS RUDDER PEDAL ADJUSTING LH LEVER ASSY, RUDDER PEDAL ADJUSTING RH LEVER ASSY, COPILOTS RUDDER PEDAL ADJUSTING RH LEVER ASSY, COPILOTS RUDDER PEDAL ADJUSTING RH LEVER ASSY, PILOTS RUDDER PEDAL ADJUSTING RH	4 2 1 1 1 2 1 1 1	6 7 8 5 6 7 8 5
- 8	□AN502-10-6 □105739X-ZN0135 □AN960-10L	. SCREW BUSHING WASHER	4 4 8	
- 9	35-524170-2 35-524170-2 □50-524328-3 □50-524328-3	2 1 1 1	6 7 8 5
- 10	□35-524170-3 □35-524170-3 50-524328-4 50-524328-4	2 1 1 1	6 7 8 5
- 11	□35-524171 □102809A125-014 PIN	4 4	
- 11A	□35-524308	. SPRING, RUDDER PEDAL ADJUST LEVER	4	
- 12	□35-524300 95-524018-9	. ARM, PILOTS RUDDER PEDAL LOWER ARM, PILOTS RUDDER PEDAL LOWER	1 1	6 5
- 13	□AN386-2-12A □AN975-3 □AN960-416L □MS20364-1032 95-524018-15	. PIN, TAPER WASHER WASHER NUT /SUPERSEDES AN364-1032/ ARM ASSY, PILOTS RUDDER PEDAL LOWER	1 1 1 1 1	
- 14	35-524143-2 ARM, PILOTS RUDDER PEDAL LOWER	1 1	

FIG. & INDEX NO.	PART NO.	1	2	3	4	5	6	7	DESCRIPTION	UNITS PER ASSY	USABLE CN CODE
31 - 15	□A1170-8	BEARING	1	6
	□B146	BEARING, NEEDLE	1	5
	□B148	BEARING, NEEDLE	1	5
	□35-524367	ARM ASSY, COPILOT RUDDER PEDAL LOWER LH.	1	
	□35-524368	ARM ASSY, COPILOT RUDDER PEDAL LOWER LH. /USE WITH DUAL BRAKES/	1	
- 16	35-524367-2	ARM, COPILOT RUDDER PEDAL LOWER LH	1	
	35-524368-2	ARM, COPILOT RUDDER PEDAL LOWER LH /USE WITH DUAL BRAKES/	1	
- 17	□A1170-8	BEARING	1	
	□35-524367-1	ARM ASSY, COPILOT RUDDER PEDAL LOWER RH.	1	
	□35-524143-6	ARM ASSY, COPILOT RUDDER PEDAL LOWER RH. /USE WITH DUAL BRAKES/	1	
- 18	35-524367-3	ARM, COPILOT RUDDER PEDAL LOWER RH	1	
	35-524143-2	ARM, COPILOT RUDDER PEDAL LOWER RH /USE WITH DUAL BRAKES/	1	
- 19	□A1170-8	BEARING	1	
- 20	□35-524301	TUBE, PILOTS RUDDER PEDALS TORQUE	1	6
	35-524650	SHAFT, PILOTS RUDDER PEDALS TORQUE	1	5
- 21	35-524018	TUBE, COPILOTS RUDDER PEDALS TORQUE	1	
- 22	□1057395-YZ0532	BUSHING	1	6
	95-524018-3	BUSHING	1	5
- 23	□100951S031XW	WASHER	1	6
	95-524018-35	SPACER	1	5
- 24	□1057395-YZ0594	BUSHING /ATTACHING PARTS/	1	6
	95-524018-3	BUSHING	1	5
- 25	□AN3-14A/M/	BOLT	1	
	□AN960-10	WASHER	1	
	□MS20365-1032	NUT /SUPERSEDES AN365-1032/	1	
	□100951S031XW	WASHER	2	6
	95-524018-35	SPACER	2	5
- 26	1057395-YZ0391	BUSHING	1	6
	95-524018-19	BUSHING	1	5
	□100951S031XW	WASHER	1	6
	95-524018-35	SPACER	1	5
	□35-524183	SUPPORT ASSY, RUDDER TORQUE TUBE INBD LH	1	6
	95-524018-21	SUPPORT ASSY, RUDDER TORQUE TUBE INBD LH /ATTACHING PARTS/	1	5
- 27	□35-524275	SCREW	4	
- 28	35-524275-1	SCREW	2	
	□AN960-10	WASHER	6	
	□MS20365-1032	NUT /SUPERSEDES AN365-1032/	4	
	□MS20364-1032	NUT /SUPERSEDES AN364-1032/	2	
- 29	35-524183-2	SUPPORT, RUDDER TORQUE TUBE INBD LH.	1	
- 30	□A1170-7	BEARING, OILITE	1	6
	□B148	BEARING, NEEDLE	1	5
- 31	□35-825054	ARM, NOSE STEERING TORQUE/SEE FIG. 41 FOR NHA/	1	6
	95-524018-23	ARM ASSY, NOSE STEERING TORQUE	1	5
	35-825054-5	ARM, NOSE STEERING TORQUE	1	8
	95-524018	BUSHING, NOSE STEERING TORQUE	1	5
- 32	□35-524297	ARM ASSY, RUDDER AND AILERON BUNGEE SPRING	1	6
	□35-524650-1	ARM ASSY, RUDDER AND AILERON BUNGEE SPRING	1	9
	35-524650-11	ARM ASSY, RUDDER AND AILERON BUNGEE SPRING /SEE FIG. 27 FOR BREAKDOWN/ /ATTACHING PARTS/	1	10
- 33	□AN386-2-12A	PIN, TAPER	1	
	□AN975-3	WASHER	1	
	□AN960-416L	WASHER	1	
	□MS20364-1032	NUT /SUPERSEDES AN364-1032/	1	

FIG. & INDEX NO.	PART NO.	DESCRIPTION	UNITS PER ASSY	USABLE CN CODE
31 -	□35-524183	. SUPPORT ASSY, RUDDER TORQUE TUBE INBD RH /ATTACHING PARTS/	1	
- 34	□35-524275	. SCREW	6	
	□AN960-10	. WASHER	6	
	□MS20365-1032	. NUT /SUPERSEDES AN365-1032/	6	
- 35	35-524183-2	. . SUPPORT, RUDDER TORQUE TUBE INBD RH.	1	
- 36	□A1170-7	. . BEARING, OILITE	1	
	□100951S031XW	. WASHER	1	
- 37	□105739S-YZ0641	. BUSHING /ATTACHING PARTS/	1	
- 38	□AN3-14A/M/	. BOLT	1	
	□AN960-10	. WASHER	1	
	□MS20365-1032	. NUT /SUPERSEDES AN365-1032/	1	
- 39	□100951S031XW	. WASHER	2	
	□105739S-YZ0594	. BUSHING /ATTACHING PARTS/	2	
- 40	□AN3-14A/M/	. BOLT	1	
	□AN960-10	. WASHER	1	
	□MS20365-1032	. NUT /SUPERSEDES AN365-1032/	1	
- 41	□100951S031XW	. WASHER	2	
	□105739S-YZ0532	. BUSHING	1	
	□35-524066	. ROD ASSY, RUDDER PEDAL PUSH.	4	6
	□95-524018-31	. ROD ASSY, RUDDER PEDAL PUSH. /ATTACHING PARTS/	4	5
- 42	□AN3-11/M/	. BOLT	2	
	□AN960-10	. WASHER	2	
	□AN310-3	. NUT	2	
	□MS24665-132	. PIN, COTTER /SUPERSEDES AN380-2-2/	2	
- 43	35-524066-2	. . TUBE, RUDDER PEDAL PUSH ROD.	4	6
	□95-524018-33	. . TUBE, RUDDER PEDAL PUSH ROD.	4	5
- 44	□F3M14	. . END, ROD	4	
- 45	□35-524136	. SUPPORT, RUDDER PEDAL BELLCRANK. /ATTACHING PARTS/	2	
- 46	□AN3-5A /M/	. BOLT	6	
	□AN960-10	. WASHER	6	
	35-524137	. BELLCRANK ASSY, RUDDER PEDAL LH. /ATTACHING PARTS/	1	
- 47	□AN4-21/M/	. BOLT	1	
	□AN960-416	. WASHER	1	
	□AN310-4	. NUT	1	
	□AN380-2-3	. PIN, COTTER	1	
- 48	35-524137-2	. . BELLCRANK, RUDDER PEDAL LH	1	
- 49	□A225	. . BEARING	1	
- 50	□KP4A	. . BEARING /SUPERSEDES AN201K4A & K4A/	2	
	□102933052X0749	. . SPACER	1	
	35-524138	. BELLCRANK ASSY, RUDDER PEDAL RH. /ATTACHING PARTS/	1	
- 51	□AN4-21/M/	. BOLT	1	
	□AN960-416	. WASHER	1	
	□AN310-4	. NUT	1	
	□AN380-2-3	. PIN, COTTER	1	

FIG. & INDEX NO.	PART NO.	1	2	3	4	5	6	7	DESCRIPTION	UNITS PER ASSY	USABLE ON CODE
31 - 52	35-524138-2	BELLCRANK, RUDDER PEDAL RH	1	
- 53	QA225	BEARING	1	
- 54	AKP4A	BEARING /SUPERSEDES AN201K4A & K4A/	2	
	Q1029330SZX0749	SPACER	1	
	Q35-524144	ROD ASSY, RUDDER PEDAL BELLCRANK PUSH. /ATTACHING PARTS/	1	
- 55	QAN23-14/M/	BOLT	2	
	QAN960-10	WASHER	1	
	QAN960-10L	WASHER	1	
	QAN320-3	NUT	2	
	QMS24665-132	PIN, COTTER /SUPERSEDES AN380-2-2/	2	
- 56	Q35-524144-8	TUBE, RUDDER PEDAL PUSH ROD	1	
- 57	Q35-524258	FORK, RUDDER PEDAL PUSH ROD	2	
	QAN316-6R	NUT	1	
- 58	Q35-524011	PEDAL, COPILOT RH RUDDER /DUAL BRAKE ONLY/	1	
- 59	Q95-810019-43	PEDAL, COPILOT LH RUDDER /DUAL BRAKE ONLY/ /ATTACHING PARTS/	1	
	QAN3-10/M/	BOLT	2	
	QAN960-10	WASHER	2	
	QAN310-3	NUT	2	
	QMS24665-132	PIN, COTTER	2	

CODE EFFECTIVITY

- 1 DELETED
- 3 0-4866 THRU 0-6561
- 5 0-6842 AND AFTER
- 7 0-6842 THRU 0-7309
- 9 0-6842 THRU 0-7976

CODE EFFECTIVITY

- 2 0-5331 AND AFTER
- 4 0-6562 THRU 0-6841
- 6 0-4866 THRU 0-6841
- 8 0-7310 AND AFTER
- 10 0-7977 AND AFTER

2-136

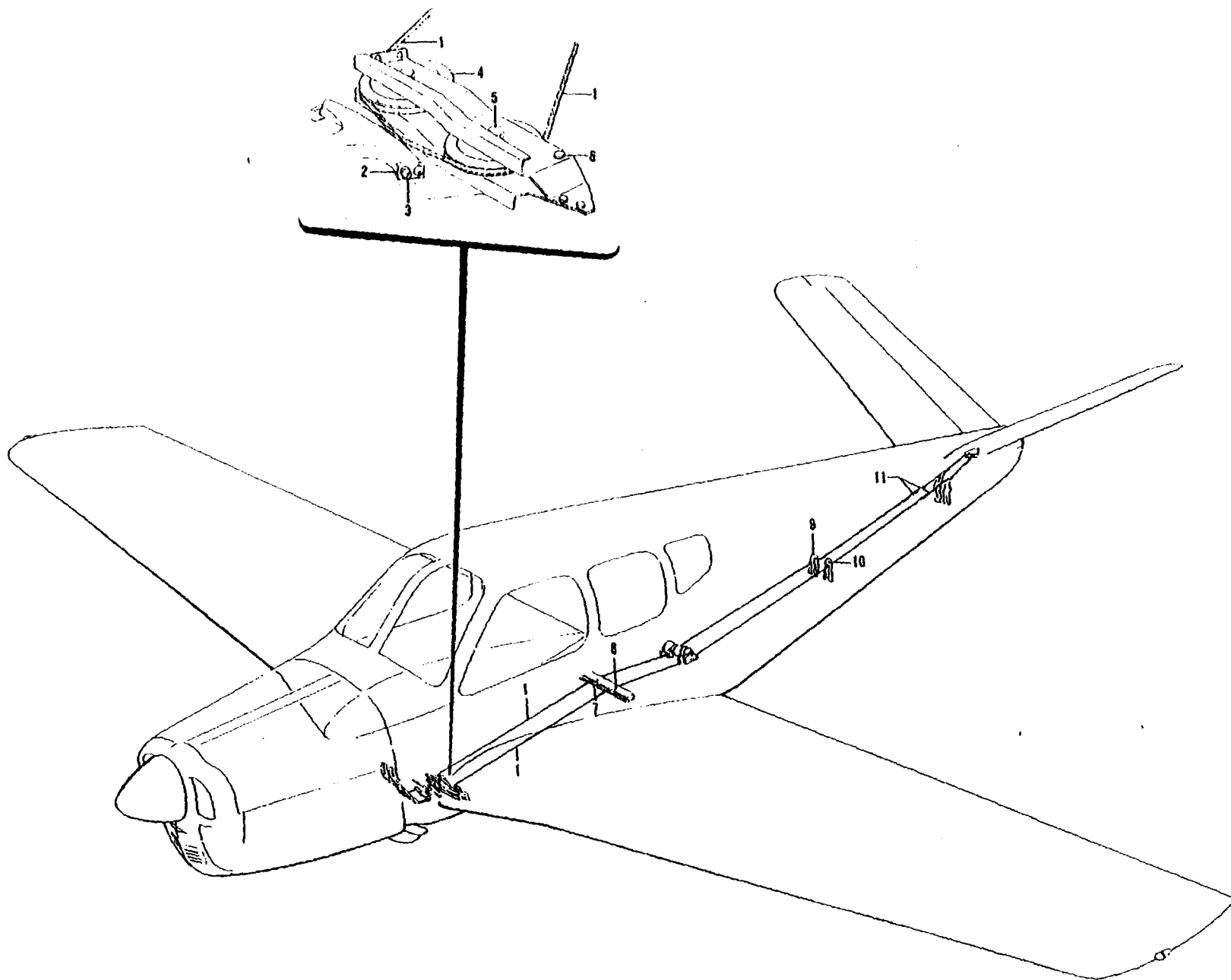


Figure 32. Rudder Control System

FIG. & INDEX NO.	PART NO.	DESCRIPTION	UNITS PER ASSY	USABLE ON CODE
		1 2 3 4 5 6 7		
32	35-524000	CONTROL INSTL,FUSELAGE FLIGHT	NP	1
	35-524000-1	CONTROL INSTL,FUSELAGE FLIGHT	NP	3
	35-524651	CONTROL INSTL,FUSELAGE FLIGHT	NP	7
	35-524651-5	CONTROL INSTL,FUSELAGE FLIGHT	NP	8
	35-524061	. SYSTEM INSTL,RUDDER PEDAL /SEE FIG. 31/	NP	1
	35-524644	. SYSTEM INSTL,RUDDER PEDAL /SEE FIG. 31/	NP	3
	35-524650	. SYSTEM INSTL,RUDDER PEDAL /SEE FIG. 31/	NP	4
- 1	ANAS314-14-1871	. CABLE ASSY.	2	5
	ANAS315-14-1871	. CABLE ASSY.	2	6
		/ATTACHING PARTS/		
- 2	35-524321	. PLATE,RUDDER CABLE ANCHOR	2	5
	35-524321-2	. PLATE,RUDDER CABLE ANCHOR	2	6
- 3	AN502-10-10	. SCREW	2	
		-----*		
	118540BHP4	. PULLEY /SUPERSEDES AN210-4A/.	2	
		/ATTACHING PARTS/		
- 5	AN4-10A	. BOLT	2	
	AN960-416	. WASHER	2	
	AN365-428	. NUT	2	
		-----*		
- 6	AN392-19	. PIN	2	
	AN380-2-2	. PIN,COTTER	2	
	118540BHP4	. PULLEY /SUPERSEDES AN210-4A/.	2	9
	130000BEP4	. PULLEY	2	4
		/ATTACHING PARTS/		
- 8	AN4-10A	. BOLT	2	
	130001BB2	. BUSHING	2	4
	AN960-416	. WASHER	2	
	AN365-428	. NUT	2	
		-----*		
	AN392-23	. PIN	2	
	AN380-2-2	. PIN,COTTER	2	
	118540BHP4	. PULLEY,/SEE FIG. 29/ /SUPERSEDES AN210-4A/.	REF	
	118540BHP3	. PULLEY /SUPERSEDES AN210-3A/.	2	9
	130000BEP3	. PULLEY	2	4
		/ATTACHING PARTS/		
- 10	AN4-10A	. BOLT	2	
	130001BB2	. BUSHING	2	4
	AN960-416	. WASHER	2	
	AN365-428	. NUT	2	
		-----*		
	AN392-19	. PIN	2	
	AN380-2-2	. PIN,COTTER	2	
- 11	AN155-32L	. BARREL	2	
	35-524101	. CONTROL INSTL,DIFFERENTIAL FLIGHT	REF	
		/SEE FIG. 30/		

CODE EFFECTIVITY	CODE EFFECTIVITY
1 D-4866 THRU D-6561	2 D-6562 AND AFTER
3 D-6562 THRU D-6841	4 D-6842 AND AFTER
5 D-4866 THRU D-5725	6 D-5726 AND AFTER
7 D-6842 THRU D-7309	8 D-7310 AND AFTER
9 D-4866 THRU D-6841	

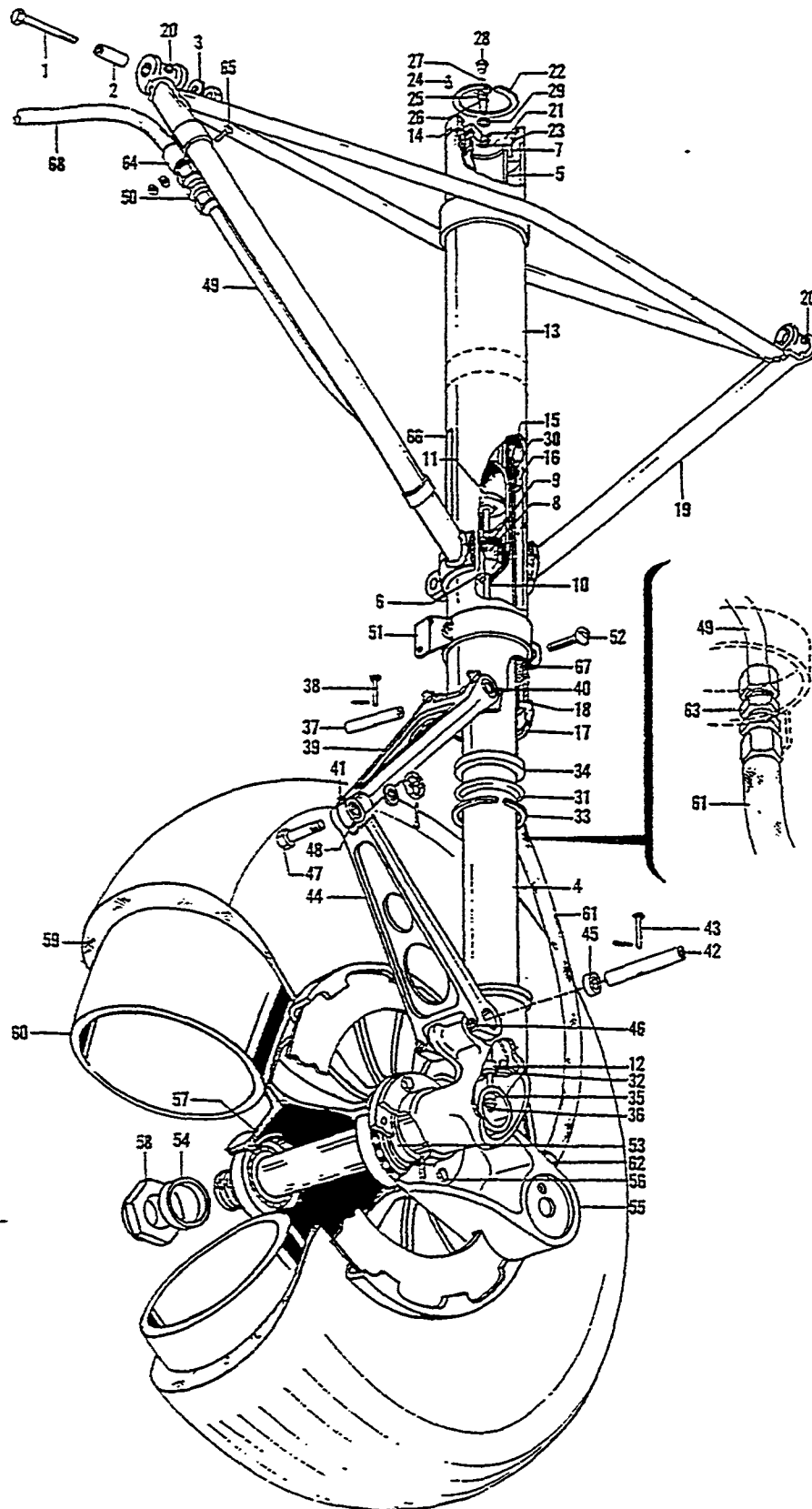


Figure 33. Main Landing Gear (D-4866 thru D-7132)

MODEL 35 PARTS CATALOG



FIG. & INDEX NO.	PART NO.	DESCRIPTION	UNITS PER ASSY	USABLE ON CODE
		1 2 3 4 5 6 7		
33	35-815001	GEAR INSTL,MAIN LANDING LH.	NP	1
	35-815196-1	GEAR INSTL,MAIN LANDING LH.	NP	2
	35-815196-21	GEAR INSTL,MAIN LANDING LH.	NP	3
	35-815001-1	GEAR INSTL,MAIN LANDING RH.	NP	1
	35-815196-2	GEAR INSTL,MAIN LANDING RH.	NP	2
	35-815196-22	GEAR INSTL,MAIN LANDING RH.	NP	3
	35-815001-608	• GEAR ASSY,MAIN LANDING LH. /SPARE ASSY,SEE ADDENDUM/	1	1
	35-815001-10	• GEAR ASSY,MAIN LANDING LH.	NP	1
	35-815196-601	• GEAR ASSY,MAIN LANDING LH. /SPARE ASSY WITH TIRE,TUBE,WHEEL & BRAKE/	1	4
	□35-815196-612	• GEAR ASSY,MAIN LANDING LH. /SPARE ASSY,LESS TIRE,TUBE,WHEEL & BRAKE/	1	4
	NO NUMBER	• GEAR ASSY,MAIN LANDING LH.	NP	4
	35-815001-609	• GEAR ASSY,MAIN LANDING RH. /SPARE ASSY,SEE ADDENDUM/	1	1
	35-815001-11	• GEAR ASSY,MAIN LANDING RH.	NP	I
	35-815196-602	• GEAR ASSY,MAIN LANDING RH. /SPARE ASSY,WITH TIRE,TUBE,WHEEL & BRAKE/	1	4
	□35-815196-613	• GEAR ASSY,MAIN LANDING RH. /SPARE ASSY,LESS TIRE,TUBE,WHEEL & BRAKE/	1	4
	NO NUMBER	• GEAR ASSY,MAIN LANDING RH. /ATTACHING PARTS/	NP	4
- 1	□AN178-31	• BOLT,FWD /SUPERSEDES NAS58-31/.	1	1
	□NAS148A52	• BOLT,FWD.	1	4
	□NAS58-30	• BOLT,AFT.	1	1
	□NAS148A50	• BOLT,AFT.	1	4
- 2	□35-815182	• BUSHING,MAIN LANDING GEAR	2	
- 3	□100951X063XD	• WASHER.	2	
	□AN310-8	• NUT	2	
	AN380-3-3	• PIN,COTTER	2	
	□35-810150-4	• . . . ABSORBER ASSY,MAIN LANDING GEAR SHOCK LH. . . /SPARE ASSY,SEE ADDENDUM/	1	1
	35-810150	• . . . ABSORBER ASSY,MAIN LANDING GEAR SHOCK LH. . .	NP	1
	35-815192-1	• . . . ABSORBER ASSY,MAIN LANDING GEAR SHOCK LH. . .	NP	2
	35-815192-43	• . . . ABSORBER ASSY,MAIN LANDING GEAR SHOCK LH. . .	NP	3
	□35-810150-5	• . . . ABSORBER ASSY,MAIN LANDING GEAR SHOCK RH. . . /SPARE ASSY,SEE ADDENDUM/	1	1
	35-810150-1	• . . . ABSORBER ASSY,MAIN LANDING GEAR SHOCK RH. . .	NP	1
	35-815192-2	• . . . ABSORBER ASSY,MAIN LANDING GEAR SHOCK RH. . .	NP	2
	35-815192-44	• . . . ABSORBER ASSY,MAIN LANDING GEAR SHOCK RH. . .	NP	3
- 4	□45-815202	• . . . ABSORBER ASSY,LOWER SHOCK LH.	1	1
	35-815192-5	• . . . ABSORBER ASSY,LOWER SHOCK LH.	1	2
	35-815192-33	• . . . ABSORBER ASSY,LOWER SHOCK LH.	1	3
	□45-815202-1	• . . . ABSORBER ASSY,LOWER SHOCK RH.	1	1
	35-815192-6	• . . . ABSORBER ASSY,LOWER SHOCK RH.	1	2
	35-815192-34	• . . . ABSORBER ASSY,LOWER SHOCK RH.	1	3
	□45-815217-4	• . . . CONTROL ASSY,MAIN GEAR REBOUND.	1	1
	NO NUMBER	• . . . CONTROL ASSY,MAIN GEAR REBOUND.	NP	4
	□45-815218	• . . . TUBE ASSY,MAIN GEAR REBOUND	1	1
	35-815192-7	• . . . TUBE ASSY,ORIFICE REBOUND	1	2
	35-815192-41	• . . . TUBE ASSY,ORIFICE REBOUND	1	3
- 5	45-815218-2	• . . . TUBE,MAIN GEAR REBOUND.	1	1
	35-815192-17	• . . . TUBE,ORIFICE REBOUND.	1	4
- 6	45-815219	• . . . HEAD,MAIN GEAR REBOUND.	1	1
	35-815192-19	• . . . HEAD,ORIFICE REBOUND.	1	2
	35-815192-37	• . . . HEAD,ORIFICE REBOUND.	1	3
- 7	45-815220	• . . . COLLAR,MAIN GEAR REBOUND.	1	1
	35-815192-21	• . . . CAP,ORIFICE REBOUND	1	4
- 8	45-815221	• . . . VALVE,MAIN GEAR REBOUND CONTROL	1	1
- 9	□NAS50-112	• . . . RING.	1	1

FIG. & INDEX NO.	PART NO.	1	2	3-4	5	6	7	DESCRIPTION	UNITS PER ASSY	USABLE ON CODE
33	35-380020	RING,MAIN GEAR STRUT PISTON	1	4
	45-815222	PIN ASSY,MAIN GEAR REBOUND CONTROL.	1	1
- 10	45-815222-2	PIN,MAIN GEAR REBOUND	1	1
- 11	45-815223-2	HEAD,MAIN GEAR REBOUND CONTROL PIN.	1	1
- 12	□35-815066	SLEEVE,MAIN GEAR REBOUND CONTROL PIN.	1	1
	□45-815203-2	ABSORBER ASSY,MAIN GEAR UPPER SHOCK LH.	1	1
	35-815192-3	ABSORBER ASSY,MAIN GEAR UPPER SHOCK LH.	1	4
	□45-815203-3	ABSORBER ASSY,MAIN GEAR UPPER SHOCK RH.	1	1
	35-815192-4	ABSORBER ASSY,MAIN GEAR UPPER SHOCK RH.	1	4
	45-815213-4	BARREL ASSY,MAIN GEAR ABSORBER.	1	1
	35-815192-9	BARREL ASSY,MAIN GEAR ABSORBER.	1	4
- 13	45-815213-2	TUBE,SHOCK ABSORBER	1	1
	35-815192-23	TUBE,SHOCK ABSORBER	1	4
- 14	45-815214	FITTING,MAIN GEAR BARREL END.	1	1
	□35-815192-13	HEAD,MAIN GEAR BARREL END	1	4
	□45-815215	BEARING ASSY,MAIN GEAR BARREL UPPER	1	
- 15	45-815215-2	TUBE.	1	
- 16	45-815215-4	BUSHING	1	
- 17	45-815230	FITTING,MAIN GEAR BEARING LOWER	1	
- 18	□45-815231	BEARING,MAIN GEAR LOWER	1	
	45-815040	TRUSS ASSY,MAIN GEAR SHOCK ABSORBER LH.	1	1
	95-810010-7	TRUSS ASSY,MAIN GEAR SHOCK ABSORBER LH.	1	4
	45-815040-1	TRUSS ASSY,MAIN GEAR SHOCK ABSORBER RH.	1	1
	95-810010-8	TRUSS ASSY,MAIN GEAR SHOCK ABSORBER RH.	1	4
- 19	45-815040-16	WELD ASSY,SHOCK ABSORBER LH	1	1
	45-815040-17	WELD ASSY,SHOCK ABSORBER RH	1	1
- 20	□MS15002-1	FITTING,LUBRICATION	2	
	35-815086-4	BRACKET,UPPER ABSORBER BARREL LH.	1	4
	35-815086-5	BRACKET,UPPER ABSORBER BARREL RH.	1	4
- 21	□45-815224	PLUG,MAIN LANDING GEAR BARREL END	1	1
- 22	□NAS50-200	RING,SNAP	1	1
	□NAS50-262	RING,SNAP	1	4
- 23	□AN6230-2	GASKET	1	1
	□AN6230-7	GASKET	1	4
- 24	□45-815225	LOCK,MAIN LANDING GEAR BARREL END	1	1
	□35-815088-10	BODY ASSY,MAIN GEAR VALVE & FILLER PLUG	1	1
	□35-815088-18	BODY ASSY,MAIN GEAR VALVE & FILLER PLUG	1	4
- 25	35-815088-4	BODY,VALVE & FILLER PLUG.	1	
- 26	35-815088-6	TUBE,VALVE & FILLER PLUG.	1	1
	35-815088-16	TUBE,VALVE & FILLER PLUG.	1	4
- 27	□302D	CORE /SUPERSEDES AN809-1/	1	
- 28	AN813-1A	CAP	1	
- 29	□AN6290-5	GASKET /SUPERSEDES AN902-5/	1	
- 30	□AN6227-31	RING,O.	1	
- 31	MS28776-20R	SCRAPER	1	1
	□MS28776-20	SCRAPER	1	4
- 32	□AN6227-6	RING,O.	1	1
- 33	□111200-6	RING,SNAP	1	
- 34	□45-815232	SCRAPER,COMPOSITION WIPER	1	
- 35	□35-815081	WASHER,MAIN GEAR EXTENSION STOP PIN	1	5
- 36	□AN365-524	NUT	1	5
	□45-815011-6	KNEE ASSY,MAIN GEAR TORQUE UPPER.	1	
		/ATTACHING PARTS/		
- 37	□45-815014	PIN,MAIN GEAR TORQUE KNEE ATTACHING	1	1
	□45-815237	PIN,MAIN GEAR TORQUE KNEE ATTACHING	1	4
- 38	□AN392-27	PIN,CLEVIS.	1	
	□AN380-2-1	PIN,COTTER.	1	
- 39	□45-815011-4	KNEE,TORQUE	1	
- 40	□45-815013	BUSHING,MAIN GEAR TORQUE.	2	
- 41	□1729	FITTING,ALEMITE	3	
	□45-815015-6	KNEE ASSY,MAIN GEAR TORQUE LOWER.	1	1

MODEL 35 PARTS CATALOG



FIG. & INDEX NO.	PART NO.	1	2	3	4	5	6	7	DESCRIPTION	UNITS PER ASSY	USABLE ON CODE
33	335-815194	KNEE ASSY,MAIN GEAR TORQUE LOWER. /ATTACHING PARTS/	1	4
- 42	345-815014	PIN,MAIN GEAR TORQUE ATTACHING.	1	1
	345-815237	PIN,MAIN GEAR TORQUE ATTACHING.	1	4
- 43	3AN392-23	PIN,CLEVIS.	1	
	3AN380-2-1	PIN,COTTER.	1	
		-----*									
- 44	345-815015-4	KNEE,TORQUE	1	1
	335-815194-1	KNEE,TORQUE	1	4
- 45	345-815013	BUSHING,MAIN GEAR TORQUE KNEE	2	
- 46	3MS15002-1	FITTING	2	
- 47	3AN5-13	BOLT.	1	
- 48	3105739S-YK0431	BUSHING	1	
	3AN960-516	WASHER.	1	
	3AN310-5	NUT	1	
	3AN380-2-3	PIN,COTTER.	1	
- 49	335-815043	TUBE ASSY,HYDRAULIC BRAKE TRUSS LH.	1	
	335-815044	TUBE ASSY,HYDRAULIC BRAKE TRUSS RH.	1	
- 50	3AN815-4D	UNION	1	
- 51	335-815004	CLAMP ASSY,LANDING GEAR DOOR ATTACHING LH	1	
	335-815004-1	CLAMP ASSY,LANDING GEAR DOOR ATTACHING RH	1	
		-----*									
- 52	3AN4-10A	BOLT.	1	
	3AN960-416	WASHER.	1	
	3AN365-428	NUT	1	
		-----*									
- 53	335-815023	BUSHING,MAIN LANDING GEAR WHEEL SPACER.	1	6
	335-815023	BUSHING,MAIN LANDING GEAR WHEEL SPACER.	2	7
		-----*									
		/USE WITH TUBELESS TIRE/									
- 54	335-810072	SPACER,LANDING GEAR INNER WHEEL	1	8
	335-810072	SPACER,LANDING GEAR INNER WHEEL	2	3
- 55	311731	BRAKE ASSY,LANDING GEAR WHEEL	1	1
		-----*									
		/SEE FIG. 34/									
	311731M	BRAKE ASSY,LANDING GEAR WHEEL	1	9
		-----*									
		/SEE FIG. 34/									
	39532167	BRAKE ASSY,GEAR DRIVE /SEE FIG. 34/	1	10
		-----*									
		/USE WITH TUBELESS TIRE/									
	39532475	BRAKE ASSY,TWO SPOT GEAR DRIVE.	1	11
		-----*									
		/SEE FIG. 34A/									
	39532412	BRAKE ASSY,TWO SPOT GEAR DRIVE.	1	11
		-----*									
		/ALTERNATE FOR 9532475/									
	39532679	BRAKE ASSY.	1	15
		-----*									
		/ATTACHING PARTS/									
- 56	3AN4-10A	BOLT.	6	
	3AN960-416	WASHER.	6	
	3AN365-428	NUT	6	
		-----*									
- 57	39530949	WHEEL ASSY,MAIN LANDING GEAR.	1	1
		-----*									
		/SEE FIG. 34/									
	3530869M	WHEEL ASSY,MAIN LANDING GEAR.	1	6
		-----*									
		/SEE FIG. 34/ /ALTERNATE FOR 9530949/									
	39532135	WHEEL ASSY,GEAR DRIVE /SEE FIG. 34/	1	18
		-----*									
		/USE WITH TUBELESS TIRE/									
		/ATTACHING PARTS/									
- 58	3AN7502-24	NUT	1	
	3AN380-4-8	PIN,COTTER.	1	
		-----*									
- 59	3650X8	TIRE,/SEE FIG. 34/.	1	8
	3650X8	TIRE,4 PLY TUBELESS /SEE FIG. 34/	1	16
		-----*									
		/USED WITH P/N 9532135 & 9532167/									
	3650X8	TIRE,6 PLY TUBELESS /USED WITH 9532679/	1	17
	3600X6	TIRE,6 PLY TUBELESS	1	19
- 60	3650X8	TUBE,/SEE FIG. 34/.	1	6
- 61	3MS28741-4-0153	HOSE /SUPERSEDES 3AN6271-4-15 3/8/	1	1
	3MS28741-4-0153	HOSE ASSY	1	4
- 62	3AN815-4D	UNION	1	8
	3AN919-6D	UNION	1	13
	3AN902-4	GASKET.	1	1
	3AN6290-4	GASKET.	1	14
	3AN6290-6	GASKET.	1	12

FIG. & INDEX NO.	PART NO.	DESCRIPTION	UNITS PER ASSY							USABLE ON CODE	
			1	2	3	4	5	6	7		
33 - 53	AN832-4D	. . UNION								1	
	AN960-716	. . WASHER								1	
	AN924-4	. . NUT								1	
- 54	35-815038	. . CLAMP ASSY, HYDRAULIC BRAKE LINE /ATTACHING PARTS/								1	
- 55	AN4-7A	. . BOLT								2	
	AN960-416	. . WASHER								2	
	AN365-428	. . NUT								2	
	35-815001-8	. . SHIM, CLAMP LINE								1	
- 66	35-810158	. . PLACARD, SHOCK STRUT FILLING INSTRUCTION LH.								1	1
	35-810160	. . PLATE, SHOCK STRUT FILLING INSTRUCTIONS LH .								1	2
	35-810162	. . PLATE, SHOCK STRUT FILLING INSTRUCTIONS LH .								1	3
	35-810159	. . PLACARD, SHOCK STRUT FILLING INSTRUCTION RH.								1	1
	35-810161	. . PLATE, SHOCK STRUT FILLING INSTRUCTIONS RH .								1	2
	35-810163	. . PLATE, SHOCK STRUT FILLING INSTRUCTIONS RH .								1	3
- 67	35-810150-2	. . FELT								1	
- 68	MS28741-4-0153	. . HOSE ASSY								1	4
	95-3218	. . ADAPTER, BLEEDER								1	14
	95-5039	. . VALVE, HYDRAULIC BLEEDER								1	14
	AN6290-4	. . GASKET /SUPERSEDES AN6204-2/								1	14
	AN502-10-4	. . SCREW								1	14

CODE EFFECTIVITY

CODE EFFECTIVITY

1	D-4866 THRU D-5790	2	D-5791 THRU D-6585
3	D-6586 THRU D-7132	4	D-5791 THRU D-7132, D-7208, D-7213 AND D-7214
5	D-4866 THRU D-5790, D-5952, D-5954, D-5959, D-5961 THRU D-6161	6	D-4866 THRU D-5985
7	D-5986 THRU D-6585	8	D-4866 THRU D-5985
9	D-5791 THRU D-6492	10	D-5986 THRU D-6492
11	D-6493 THRU D-7159	12	D-5986 THRU D-7214 EXCEPT D-7209 THRU D-7212
13	D-5796 THRU D-6161	14	D-5796 THRU D-5985
15	D-7160 THRU D-7214 EXCEPT D-7209 THRU D-7212	16	D-5986 THRU D-7159
17	D-7160 THRU D-7208	18	D-5986 THRU D-7214 EXCEPT D-7209 THRU D-7212
19	D-7209 THRU D-7212, D-7215 AND AFTER		

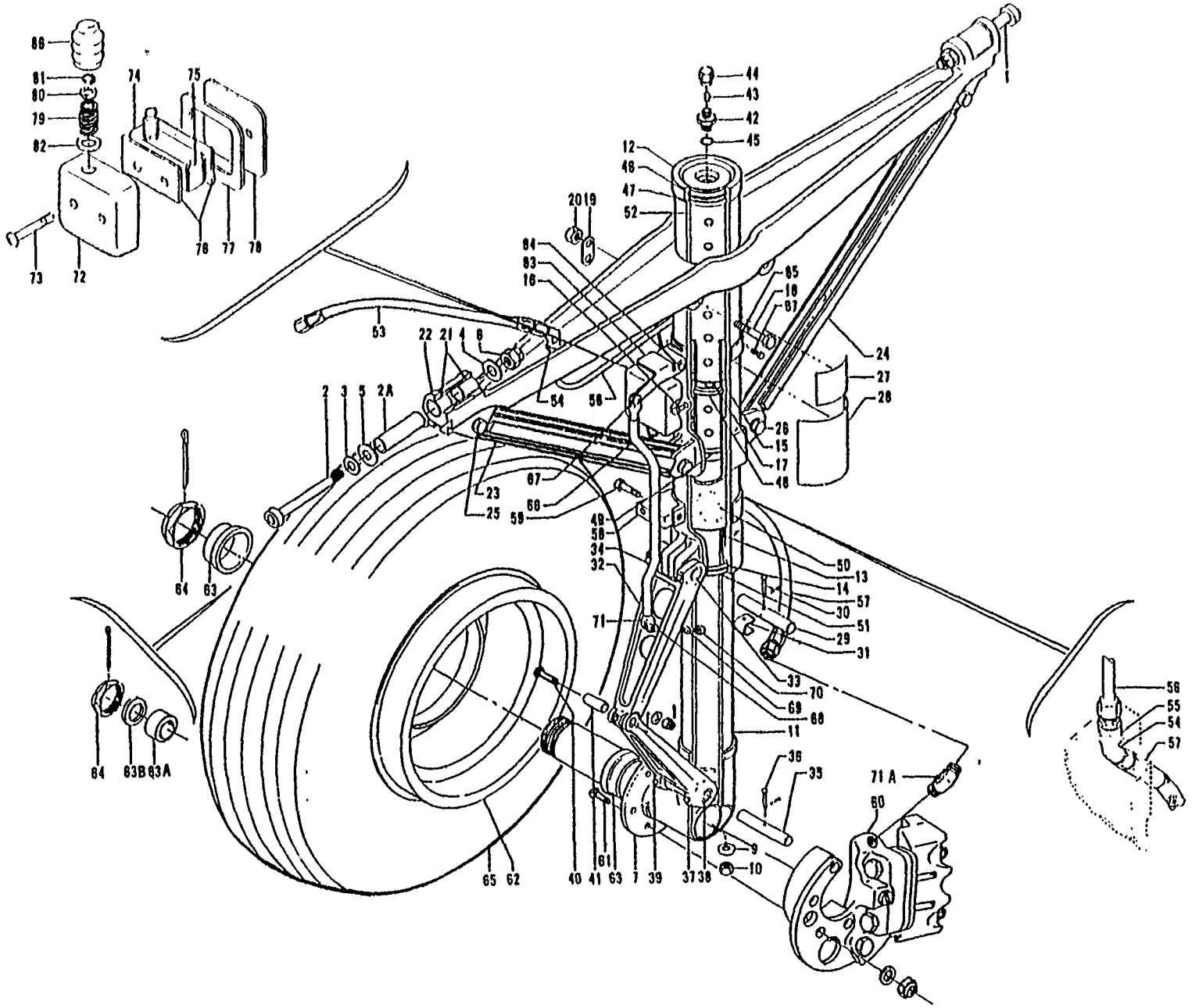


Figure 33A. Main Landing Gear (D-7133 And After)

FIG. & INDEX NO.	PART NO.	DESCRIPTION						UNITS PER ASSY	USABLE ON CODE
		1	2	3	4	5	6		
33A-	35-815254-655	GEAR ASSY,MAIN LANDING LH	1	7
		/LESS TIRE,WHEEL AND BRAKE/							
	35-815254-656	GEAR ASSY,MAIN LANDING RH	1	7
		/LESS TIRE,WHEEL AND BRAKE/							
	35-810026-603	GEAR ASSY,MAIN LANDING LH /COMPLETE/	1	4
		/STANDARD/ /MULTI-DISC BRAKE/							
	35-810026-604	GEAR ASSY,MAIN LANDING RH /COMPLETE/	1	4
		/STANDARD/ /MULTI-DISC BRAKE/							
	35-815254-615	GEAR ASSY,MAIN LANDING LH /COMPLETE/	1	4
		/OPTIONAL/ /SINGLE DISC BRAKE/							
	35-815254-616	GEAR ASSY,MAIN LANDING RH /COMPLETE/	1	4
		/OPTIONAL/ /SINGLE DISC BRAKE/							
		/ATTACHING PARTS/							
- 1	NAS148A67	BOLT.	1	
- 2	NAS148A69/M/	BOLT.	1	
- 2A	35-815250	BUSHING	2	
- 3	NAS143-8C	WASHER /SUPERSEDES MS20002CB/	2	
- 4	AN960-816	WASHER.	2	
- 5	100951S016XF	WASHER /USED BETWEEN GEAR & SPAR FITTING IF	2	
		GAP IS 0.016 TO 0.031/							
	100951S032XF	WASHER /USED BETWEEN GEAR & SPAR FITTING IF	2	
		GAP IS 0.032 TO 0.047/							
- 6	AN310-8	NUT	2	
	AN380-3-3	PIN,COTTER /SUPERSEDES MS24665-283/	2	
		/ATTACHING PARTS/							
	35-815192-33	SHOCK ASSY,LOWER LH	1	1
- 7	35-815260-1	SHOCK ASSY,LOWER LH /SUPERSEDES 35-815192-45/	1	8
	35-815192-34	SHOCK ASSY,LOWER RH	1	1
	35-815260-2	SHOCK ASSY,LOWER RH /SUPERSEDES 35-815192-46/	1	8
- 8		DELETED							
- 9	35-815081	WASHER.	1	3
- 10	MS20365-524	NUT /SUPERSEDES AN365-524/	1	3
- 11	35-815192-27	PISTON ASSY	1	3
- 12	35-815246-5	CYLINDER,LH	1	3
	35-815246-7	CYLINDER,RH	1	3
- 13	35-815246-9	BEARING,LOWER	1	3
- 14	RRN237C	RING,RETAINING.	1	3
- 15	35-815246-11	BEARING,UPPER	1	3
- 16	SALP-T6-6	HOEKBOLT.	2	3
	6LC-C6	COLLAR.	2	3
- 17	MS28775-138	O RING.	1	3
- 18	NAS334CPA30	BOLT.	2	3
- 19	35-815256	CONNECTOR,BRACE TO CLAMP.	2	3
- 20	MS20365-428	NUT	2	3
- 21	10DU12	BUSHING	4	3
- 22	35-815251-3	BRACE	1	3
- 23	35-815252-1	COLUMN,FWD.	1	3
- 24	35-815252-3	COLUMN,AFT.	1	3
		/ATTACHING PARTS/							
- 25	NAS464P7LA16/M/	BOLT.	2	
- 26	35-815247-15	BOET.	2	
	AN960D716	WASHER.	4	
	MS20364-720	NUT	4	
		/ATTACHING PARTS/							
- 27	112406	PLACARD	1	3
- 28	96-810166	PLATE,LH INSTRUCTION.	1	1
	96-810165	PLATE,RH INSTRUCTION.	1	1
	35-810171	PLATE,LH INSTRUCTION.	1	2
	35-810170	PLATE,RH INSTRUCTION.	1	2
	96-810020	PLATE,LH INSTRUCTION.	1	4
	96-810021	PLATE,RH INSTRUCTION.	1	4
	45-815011-10	KNEE ASSY,UPPER	1	3
		/ATTACHING PARTS/							
- 29	45-815237	PIN	1	
- 30	MS20392-1-21	PIN	1	
- 31	35-815253	STOP.	1	

FIG. & INDEX NO.	PART NO.	1	2	3	4	5	6	7	DESCRIPTION	UNITS PER ASSY	USABLE ON CODE
33A- 32	45-815011-8	KNEE,UPPER.	1	3
- 33	45-815013	BUSHING	2	3
- 34	1729	FITTING,ZERK.	3	3
	35-815194-3	KNEE ASSY,LOWER TORQUE /SUPERSEDES 35-815194/ /ATTACHING PARTS/	1	3
- 35	45-815237	PIN	1	
- 36	AN392-27	PIN /SUPERSEDES MS20392-1-27/	1	
	MS24665-130	PIN,COTTER /SUPERSEDES AN380-2-1/	2	
- 37	35-815194-5	KNEE,LOWER /SUPERSEDES 35-815194-1/	1	3
- 38	45-815013	BUSHING	2	3
- 39	MS15002-1	FITTING,ZERK.	2	3
- 40	AN5-13/M/	BOLT.	1	3
- 41	1057395-YK0431	BUSHING	1	3
	AN960-516	WASHER.	1	3
	AN310-5	NUT	1	3
	AN380-2-3	PIN,COTTER.	1	3
- 42	118642-7	BODY,AIR VALVE.	1	3
- 43	302D	CORE,AIR VALVE /SUPERSEDES AN809-1/	1	3
- 44	AN813-1B	CAP /SUPERSEDES MS20813-1/.	1	3
- 45	MS28778-5	GASKET.	1	3
- 46	RRN237C	RING,RETAINING.	1	3
- 47	AN6230B5	GASKET.	1	3
- 48	AN6227B31	PACKING	1	3
- 49	35-380020-1	RING,PISTON	1	3
- 50	35-815247-9	FELT.	1	3
- 51	504271	SEAL,SCRAPER.	1	3
- 52	35-815249-1	BRAZE ASSY,ORIFICE.	1	3
- 53	MS28741-4-0125	HOSE ASSY,UPPER	1	3
- 54	AN837-4D	ELBOW	2	9
- 55	AN960D716	WASHER.	3	9
	AN924-4D	NUT	2	9
	AN818-4D	NUT	2	10
	AN819-4	SLEEVE.	2	10
- 56	95-810002-3	TUBE ASSY,LH.	1	9
	35-815254-25	TUBE ASSY,LH UPPER.	1	10
	95-810002-4	TUBE ASSY,RH UPPER.	1	9
	35-815254-26	TUBE ASSY,RH UPPER.	1	10
- 57	MS28741-4-0140	HOSE ASSY,LOWER	1	9
	MS28741-4-0180	HOSE ASSY,LOWER	1	10
- 58	35-815004	CLAMP ASSY,LH	1	9
	35-815264-1	CLAMP ASSY,LH	1	10
	35-815004-1	CLAMP ASSY,RH	1	9
	35-815264-2	CLAMP ASSY,RH	1	10
- 59	AN4-10A/M/	BOLT.	1	9
	AN4-14/M/	BOLT.	1	10
	AN960-416	WASHER.	1	3
	MS20365-428	NUT	1	3
	35-815196-17	WHEEL & BRAKE ASSY,BALANCED	1	1
	95-810002-15	WHEEL & BRAKE ASSY,LH	1	2
	95-810002-16	WHEEL & BRAKE ASSY,RH	1	2
	95-810002-23	WHEEL & BRAKE ASSY,LH /OPTIONAL/.	1	4
	95-810002-24	WHEEL & BRAKE ASSY,RH /OPTIONAL/.	1	4
	35-810026-7	WHEEL & BRAKE ASSY,LH & RH /STANDARD/	1	5
	35-810026-23	WHEEL & BRAKE ASSY,LH & RH /STANDARD/	1	6
- 60	95-32412	BRAKE ASSY.	1	1
		/SUPERSEDES 95-32475/ /SEE FIG. 33/		
	95-300001-5	BRAKE ASSY,LH /SEE FIG. 34B/.	1	2
	95-300001-6	BRAKE ASSY,RH /SEE FIG. 34B/.	1	2
	35-8002-25	BRAKE ASSY,LH & RH /SEE FIG. 34D/	1	4
		/SUPERSEDES 35-8002-5/ /ATTACHING PARTS/		
- 61	AN4-10A/M/	BOLT.	6	1
	AN960-416	WASHER.	6	1
	MS20365-428	NUT	6	1
	NAS145-24	BOLT.	4	2
	MS20002C5	WASHER.	4	2
	AN960-516	WASHER.	4	2
	MS20365-524	NUT	4	2



MODEL 35 PARTS CATALOG

FIG. & INDEX NO.	PART NO.	DESCRIPTION	UNITS PER ASSY	USABLE ON CODE
33A- 62	95-32135	WHEEL ASSY /SEE FIG. 33/	NP	1
	35-8002-3	WHEEL ASSY /SEE FIG. 34e/ /STANDARD/	1	4
	95-300001-73	WHEEL ASSY /SEE FIG. 34c/ /OPTIONAL/	1	4
	95-810002-9	WHEEL & TIRE ASSY	1	2
- 63	35-810072	BUSHING	2	1
	35-815023	BUSHING	1	2
- 63A	35-815254-9	BUSHING	1	2
- 63B	100951X100WL	WASHER	1	2
- 64	AN7502-24	NUT	1	3
	AN380-4-8	PIN,COTTER	1	1
- 65	6 50X8 6P TL	TIRE,6 PLY SIDEWALL INFLATED	1	1
	7 00X6 6P TT	TIRE,6 PLY /TUBE TYPE/	1	4
	7 00X6	TUBE,TIRE	1	4
	7 00X6 6P TL	TIRE,6 PLY SIDEWALL INFLATED	1	2
	96-300001-67	WHEEL ASSY /SEE FIG. 34c/	1	2
		/SUPERSEDES 96-300001-1/		
- 66	35-361145	LINK ASSY,LANDING GEAR SAFETY SWITCH	1	3
		/ATTACHING PARTS/		
- 67	AN393-13	PIN	2	
	AN960D10	WASHER	2	
	MS24665-130	PIN,COTTER /SUPERSEDES AN380-2-1/	2	
- 68	AN42-4	EYEBOLT	1	3
- 69	AN960-10L	WASHER	2	3
- 70	AN310-3	NUT	1	3
- 71	AN161-16RS	FORK	1	3
	AN919-6U	REDUCER	1	1
	MS28778-6	PACKING	1	1
- 71A	AN823-4	ELBOW /SUPERSEDES MS20823-4/	1	2
	35-361131-671	SWITCH ASSY,LANDING GEAR SAFETY	1	3
		/SUPERSEDES 35-361131/		
- 72	35-361135-1	BOX,LANDING GEAR SAFETY SWITCH	1	3
- 73	AN526-632-22	SCREW	2	3
	AN960A6	WASHER /SUPERSEDES AN960D6/	2	3
	MS20365-632	NUT /SUPERSEDES AN365-632/	2	3
- 74	MC2711	ACTUATOR	1	3
- 75	BZ3YT	SWITCH	1	3
- 76	45-364238	INSULATOR	2	3
- 77	35-361136	GASKET	1	3
- 78	35-361134	COVER	1	3
- 79	35-361150	SPRING	1	3
- 80	100951DD032YF	WASHER	1	3
- 81	NAS51-31	RING,SNAP	1	3
- 82	AN960A816L	WASHER	1	3
- 83	35-361132-1	ARM,SAFETY SWITCH	1	3
- 84	AN393-29	PIN	1	3
	AN960D10	WASHER	1	3
	MS24665-130	PIN,COTTER	1	3
- 85	35-361133	BRACKET ASSY	1	3
	106242-7-03600	TUBING,INSULATING	1	3
- 86	35-361148-1	BOOT	1	3
- 87	AN3-11A/M/	BOLT	1	3
	AN960D10	WASHER	2	3
	MS20365-1032	NUT	1	3

CODE EFFECTIVITY

CODE EFFECTIVITY

- | | | | |
|---|--|----|---|
| 1 | D-7133 THRU D-7208,
D-7213 AND D-7214 | 2 | D-7209 THRU D-7212,
D-7215 THRU D-8497 |
| 3 | D-7133 AND AFTER | 4 | D-8498 AND AFTER |
| 5 | D-8498 THRU D-8591 | 6 | D-8592 AND AFTER |
| 7 | D-7133 THRU D-8497 | 8 | D-7209 THRU D-7212,
D-7215 AND AFTER |
| 9 | D-7133 THRU D-8171 | 10 | D-8172 AND AFTER |

MODEL 35 PARTS CATALOG

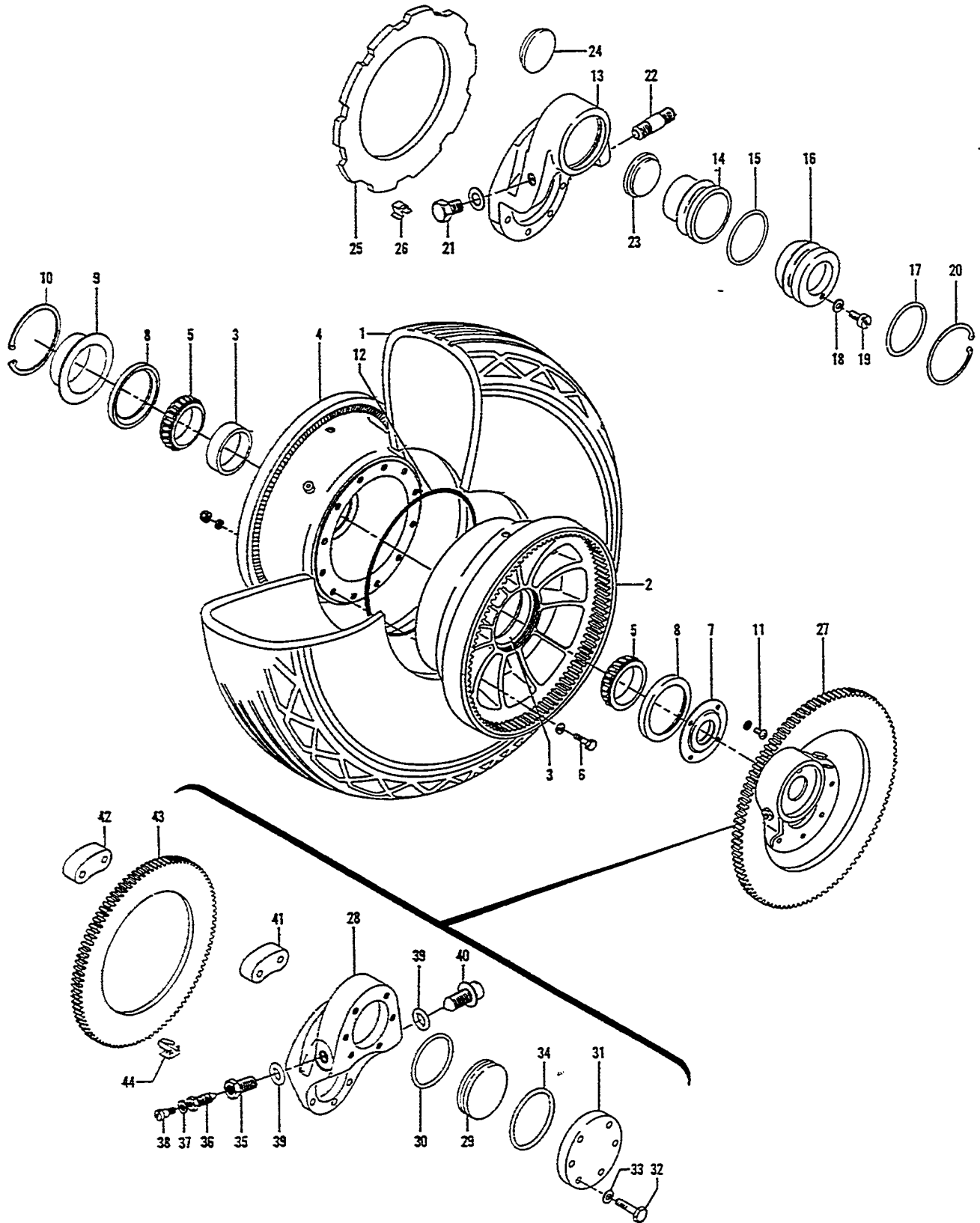


Figure 34. Main Wheel and Brake Assembly (D-4866 Thru D-7214 Except D-7209 Thru D-7212)

FIG. & INDEX NO.	PART NO.	DESCRIPTION	UNITS PER ASSY	USABLE ON CODE	
34 - 1	□6 50X8 4P TT	TIRE,MAIN LANDING GEAR. /SEE FIG. 33 FOR NHA/	2	1	
	□6 50X8 4P TL	TIRE,MAIN LANDING GEAR TUBELESS /SEE FIG. 33 FOR NHA/	2	7	
	□6 50X8	TUBE,MAIN LANDING GEAR. /SEE FIG. 33 FOR NHA/	2	1	
	95-30949	WHEEL ASSY,MAIN LANDING GEAR. /ORDER 95-31319/ /SEE FIG. 33 FOR NHA/	NP	1	
	530869M	WHEEL ASSY,MAIN LANDING GEAR /SEE FIG. 33 FOR NHA/ /ALTERNATE FOR 9530949/	2	1	
	95-32135	WHEEL ASSY,MAIN LANDING GEAR /SEE FIG. 33 FOR NHA/ /USED WITH TUBELESS TIRE/ /ORDER 96-30001-3/	NP	8	
	□95-21522	. SUB ASSY,WHEEL BRAKE SIDE	1	1	
	- 2	□95-24231	. SUB ASSY,WHEEL BRAKE SIDE	1	8
		□95-11084	. KEY,DISC DRIVE.	10	1
		□95-20656	. SCREW,SPECIAL	10	1
	- 3	□13830	. CUP,BEARING /SUPERSEDES 95-0477/.	1	2
		95-21521	. SUB ASSY,WHEEL NO BRAKE SIDE.	1	1
	- 4	95-24232	. SUB ASSY,WHEEL NO BRAKE SIDE. /ORDER 96-30001-13/	NP	8
		□13830	. CUP,BEARING /SUPERSEDES 95-0477/.	1	2
	- 5	□13889	. CONE,BEARING /SUPERSEDES 95-0476/.	2	2
		□AN5-14A/M/	. BOLT,WHEEL.	6	1
	- 6	□AN5-13A/M/	. BOLT,WHEEL.	6	8
		□AN960-516	. WASHER /SUPERSEDES 95-3809/	12	2
	- 7	□MS20365-524	. NUT,SELF LOCKING /SUPERSEDES AN365-524/	6	1
		□32FE524	. NUT,FLEXLOC	6	8
□95-3298		. SEAL,FELT	1	1	
- 8	□95-3305	. RING ASSY,BEARING CLOSURE	2	1	
	□95-24218	. SEAL,BEARING.	2	8	
- 9	□95-3295	. CAP,HUB	1	1	
- 10	□95-10837	. RING,HUB CAP RETAINER	1	1	
- 11	95-050	. SCREW	4	1	
	95-5059	. WASHER,PLAIN.	4	1	
- 12	□AN6230R37	. SEAL,WHEEL O RING	1	8	
	511731	BRAKE ASSY /SEE FIG. 33 FOR NHA/. /ORDER 95-2968/	NP	3	
- 13	511731M	BRAKE ASSY /SEE FIG. 33 FOR NHA/.	2	4	
	35-815198	ACTUATOR INSTL,CAGLE BRAKE /OPTIONAL/	1	5	
- 14	95-814006	ACTUATOR INSTL,CAGLE BRAKE /OPTIONAL/ /REFER TO KIT 35-657/	1	6	
	NO NUMBER	. RELEASE ASSY,BRAKE.	NP	3	
- 15	□110A	. RELEASE ASSY,AUTOMATIC BRAKE /OPTIONAL/	1	5	
	115	. RELEASE ASSY,AUTOMATIC BRAKE /OPTIONAL/	1	6	
- 16	□95-2969	. HOUSING,BRAKE CYLINDER.	1	1	
- 17	□95-3262	. PISTON.	1	1	
- 18	□AN6227829	. SEAL,PISTON O RING /SUPERSEDES 95-4729/	1	1	
- 19	□95-3263	. HEAD,CYLINDER	1	1	
- 20	□AN6230B2	. SEAL,CYLINDER /SUPERSEDES 95-4802/.	1	1	
- 21	□96-30001-41	. WASHER /SUPERSEDES 95-4486/	1	1	
- 22	AN515-10R5	. SCREW,BLEEDER /SUPERSEDES 95-4659/.	1	1	
- 23	95-3102	. RING,TRUARC LOCK.	1	1	
- 24	□95-3218	. ADAPTER,BLEEDER	1	1	
- 25	□AN6290-4	. GASKET,INLET /SUPERSEDES 95-5761/	1	1	
- 26	□95-10713	. LINING,PISTON SIDE.	1	1	
- 27	□95-10714	. LINING,STATIONARY	1	1	
- 28	□95-30411	. DISC,BRAKE.	1	1	
- 29	□95-23937	. CLIP,DISC	5	1	
- 30	X5-49348	. FASTENER. /ATTACHING PARTS/	1		

FIG. & INDEX NO.	PART NO.	DESCRIPTION							UNITS PER ASSY	USABLE ON CODE
		1	2	3	4	5	6	7		
34 - 27	95-32167	BRAKE ASSY, GEAR DRIVE /SEE FIG. 33 FOR NHA/ . . .							NP	6
		/ORDER 95-32412/ /USED WITH TUBELESS TIRE/								
- 28	95-41442	. HOUSING, BRAKE MAGNESIUM							1	6
- 29	169-300001-21	. PISTON /SUPERSEDES 95-24223/							1	6
- 30	AN623087	. SEAL, PISTON O RING.							1	6
- 31	95-24303	. HEAD, CYLINDER							1	6
		/ATTACHING PARTS/								
- 32	95-7126	. BOLT, CYLINDER HEAD NYLCK.							6	
- 33	AN960-10	. WASHER.							6	
- 34	AN623083	. SEAL, CYLINDER HEAD O RING							1	6
- 35	50-300013-37	. ADAPTER, BLEEDER /SUPERSEDES 95-72134/							1	6
- 36	95-5204	. VALVE, BLEEDER /SUPERSEDES AN6204-1/							1	6
- 37	96-300001-41	. WASHER, PLAIN /SUPERSEDES 511846-4							1	6
		E 95-4486/								
- 38	AN501A10-4	. SCREW, MACHINE FILLISTER HEAD.							1	6
- 39	AN6290-6	. GASKET, INLET & BLEEDER.							2	6
- 40	1604-78	. PLUG, DENTAL INLET							1	6
- 41	95-10715	. LINING, BRAKE PISTON							1	6
- 42	95-10716	. LINING, BRAKE ANVIL.							1	6
- 43	95-32166	. DISC, BRAKE.							1	6
- 44	95-24463	. CLIP, DISC /SUPERSEDES 95-24396/							5	6

CODE EFFECTIVITY

- 1 D-4866 THRU D-5985
- 3 D-4866 THRU D-5793
- 5 D-5791 THRU D-5985
- 7 D-5986 THRU D-7159

CODE EFFECTIVITY

- 2 D-4866 THRU D-7214
EXCEPT D-7209
THRU D-7212
- 4 D-5791 THRU D-6492
- 6 D-5986 THRU D-6492
- 8 D-5986 THRU
D-7214 EXCEPT
D-7209 THRU
D-7212

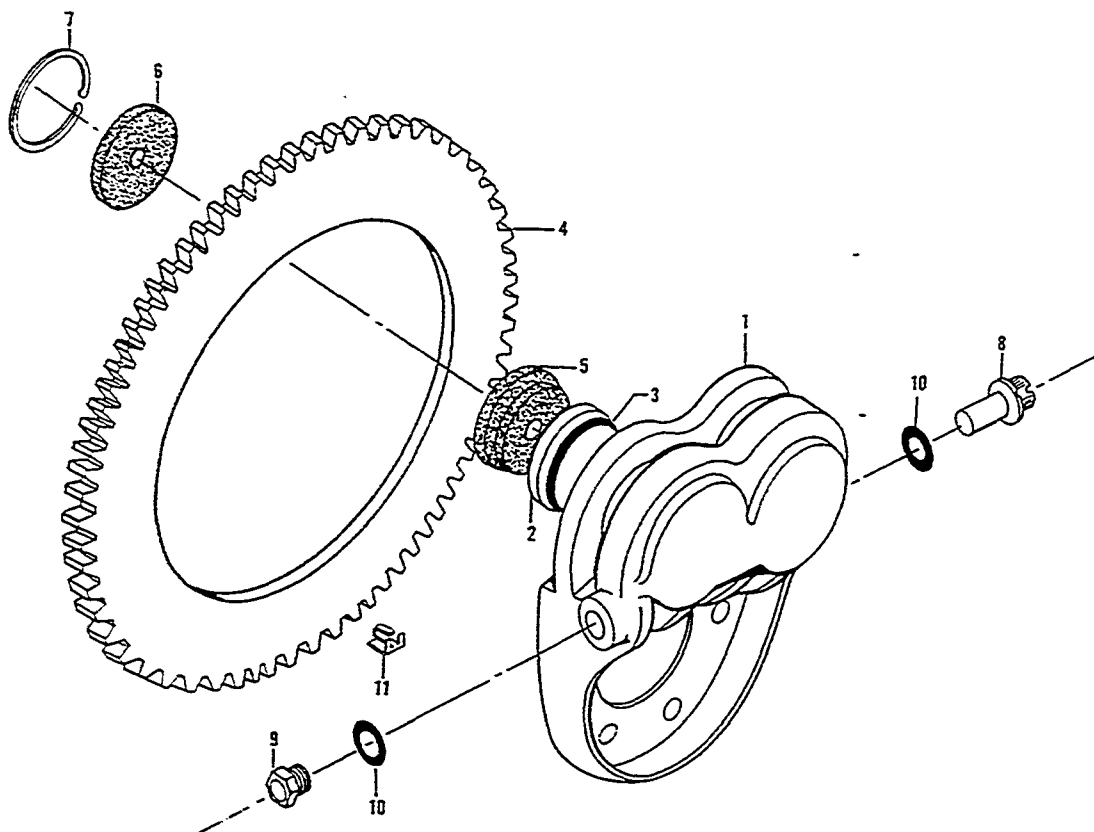


Figure 34A. Two Spot Gear Drive Brake (D-6493 thru D-7159)

FIG. & INDEX NO.	PART NO.	DESCRIPTION	UNITS PER ASSY	USABLE ON CODE
34A-	9532475	1 2 3 4 5 6 7 BRAKE ASSY, TWO SPOT GEAR DRIVE. /SEE FIG. 33 FOR NHA/ /USED WITH TUBELESS TIRE/	REF	1
-	1 #9541588	• HOUSING, BRAKE ALUMINUM.	1	1
-	2 #9524834	• PISTON.	2	1
-	3 AN6227B23	• SEAL, PISTON O RING.	2	1
-	4 #9532166	• DISC, GEAR DRIVE	1	1
-	5 #9524804	• LINING, BRAKE.	2	1
-	6 #9524805	• LINING, BRAKE.	2	1
-	7 #NAS5C-150	• RING, TRUARC RETAINING /SUPERSEDES N500C-150-MD/	2	1
-	8 1604-78	• PLUG, DENTAL INLET	1	1
-	9 #95-5204	• VALVE, BLEEDER /SUPERSEDES AN6204-1/	1	1
-	10 #AN6290-6	• GASKET, INLET & BLEEDER.	2	1
-	11 #9524463	• CLIP, GEAR DRIVE DISC.	5	1

CODE EFFECTIVITY

1 D-6493 THRU D-7159

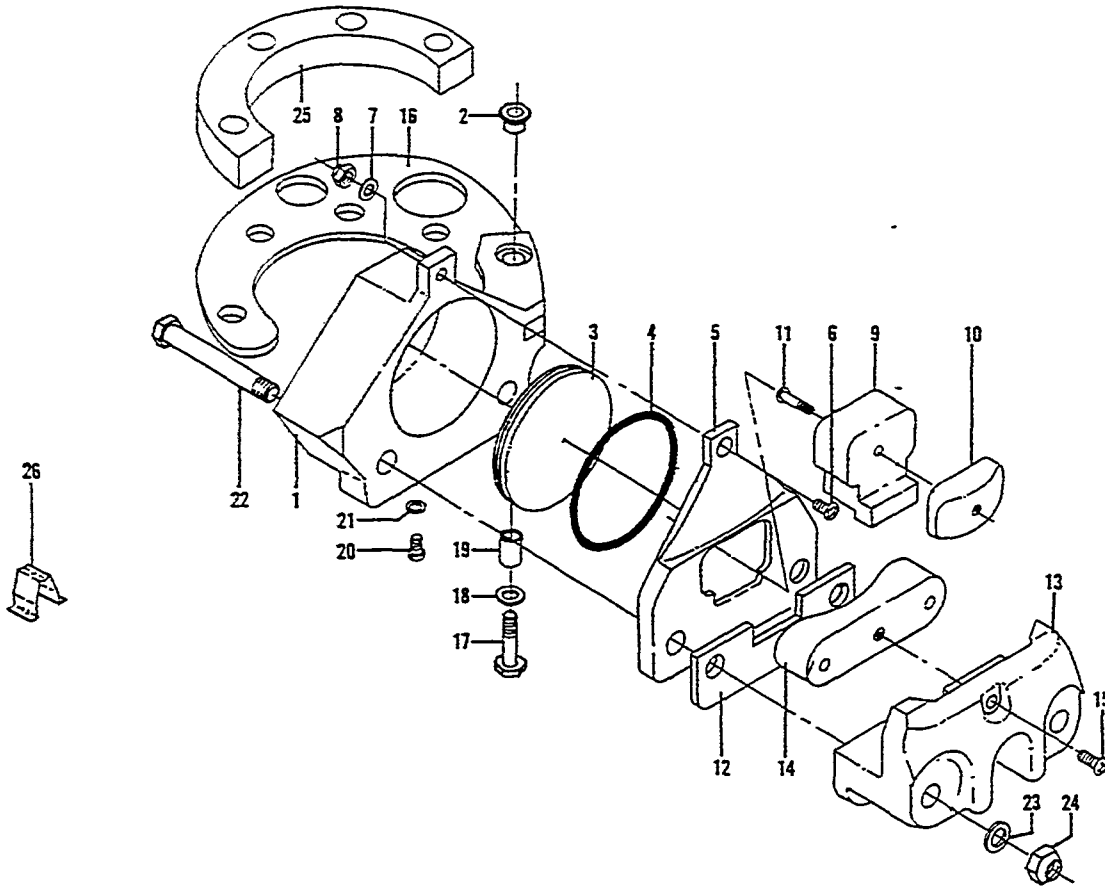


Figure 34B. Brake (D-7209 Thru D-7212, D-7215 Thru D-8501)

FIG. & INDEX NO.	PART NO.	1	2	3	4	5	6	7	DESCRIPTION	UNITS PER ASSY	USABLE ON CODE
34B-	95-300001-5								BRAKE ASSEMBLY,RING DISC LH	1	1
	95-300001-6								BRAKE ASSEMBLY,RING DISC RH	1	1
	95-300001-15								• HOUSING ASSY,LH	1	1
	95-300001-16								• HOUSING ASSY,RH	1	1
- 1	95-300001-37								• HOUSING,LH /ORDER 95-300001-15/	NP	1
	95-300001-38								• HOUSING,RH /ORDER 95-300001-16/	NP	1
- 2	95-300001-39								• BUSHING,THREADED.	1	1
- 3	95-300001-41								• PISTON.	1	1
- 4	AN6227827								• SEAL,PISTON O RING.	1	1
- 5	95-300001-43								• GUIDE,LINING.	1	1
- 6	10-32NF2X3/4								• SCREW,SOCKET 82 DEGREE FLAT HEAD.	1	1
- 7	96-300001-41								• WASHER.	1	1
- 8	MS21045-3								• NUT,GUIDE SCREW /SUPERSEDES AN363-1032/	1	1
	95-300001-9XS								• LINING SUBASSEMBLY,PISTON	NP	1
- 9	95-300001-49								• CARRIER,LINING.	1	1
- 10	95-300001-45								• LINING,MOLDED	1	1
- 11	#10X1/2								• SCREW,ROUND HEAD SELF TAPPING	1	1
- 12	95-300001-51								• SPACER,BACK PLATE	1	1
	95-300001-17								• BACK PLATE SUBASSEMBLY,ANVIL.	1	1
- 13	95-300001-53								• BACK PLATE,ANVIL.	1	1
- 14	95-300001-77								• LINING,ANVIL /SUPERSEDES 95-300001-77	1	1
- 15	10-32NF2X5/16								• SCREW,ROUND HEAD BRASS.	1	1
- 16	95-300001-57								• TORQUE ARM,HOUSING.	1	1
- 17	AN5H5A/H/								• BOLT,HINGE.	1	1
- 18	AN960-516L								• WASHER.	1	1
- 19	95-300001-59								• SLEEVE,HINGE BOLT	1	1



MODEL 35 PARTS CATALOG

FIG. & INDEX NO.	PART NO.	DESCRIPTION							UNITS PER ASSY	USABLE ON CODE
		1	2-3	4	5	6	7			
348- 20	□AN502-10-4	.	SREW, BLEEDER	1	1
- 21	□96-300001-41	.	WASHER /SUPERSEDES 95-4486/	1	1
- 22	□AN6H26A/M/	.	BOLT.	2	1
- 23	□AN960-616	.	WASHER.	4	1
- 24	□AN363-624	.	NUT	2	1
- 25	□95-300001-61	.	SPACER, TORQUE ARM	1	1
	95-300001-63	.	DATA PLATE, LH	1	1
	95-300001-64	.	DATA PLATE, RH	1	1
	95-300001-65	.	DATA PLATE, SERIAL	1	1
- 26	□95-300001-75	.	CLIP, STEEL DUST COVER	1	1

CODE EFFECTIVITY
 1 D-7209 THRU D-7212,
 D-7215 THRU D-8501

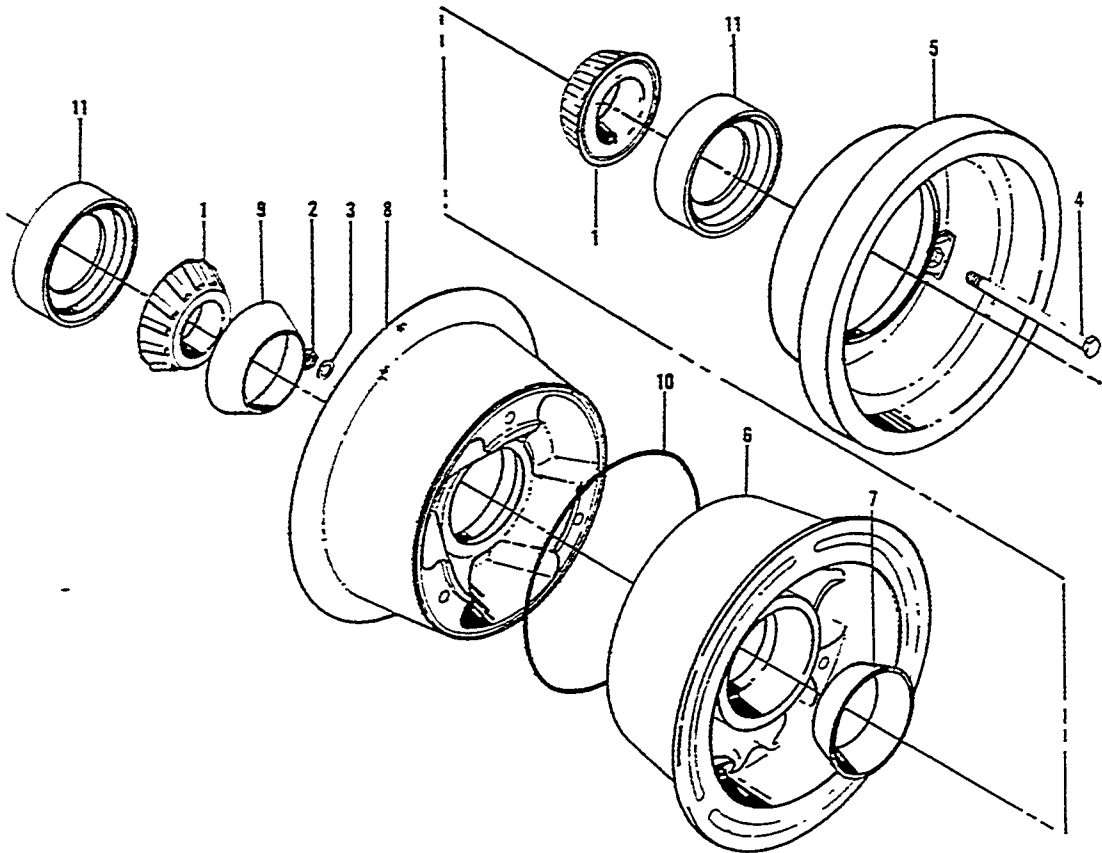
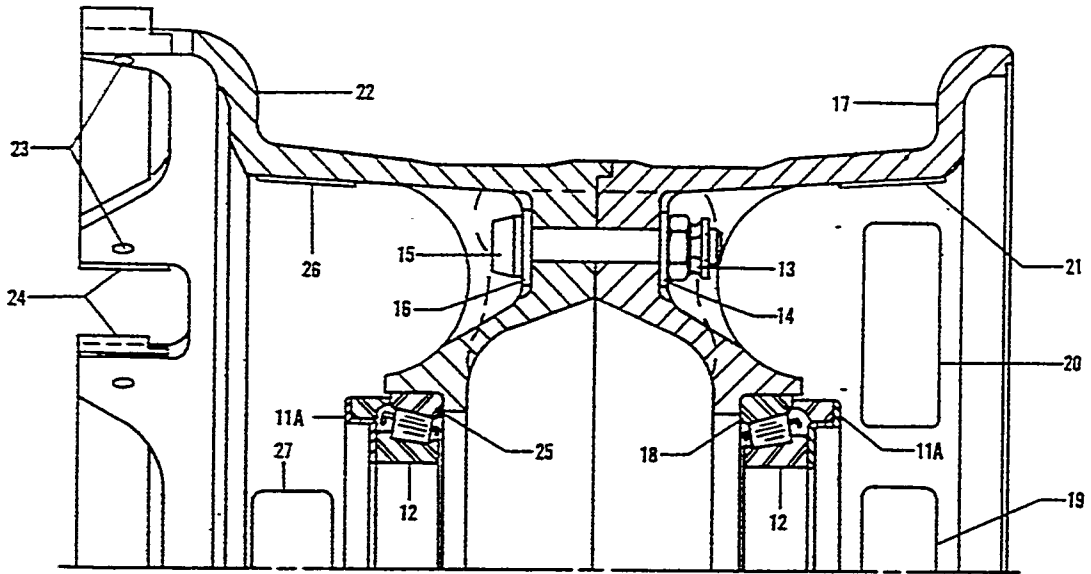


Figure 34C. Main Wheel (D-7209 Thru D-7212, D-7215 And After)



MODEL 35 PARTS CATALOG

FIG. & INDEX NO.	PART NO.	DESCRIPTION	UNITS PER ASSY	USABLE CN CCCE
34C	95-300001-1	MAIN WHEEL ASSY, TUBELESS SIDEWALL INFLATED. /SAND CAST WHEEL/ /CRDR 95-300001-67/	NP	1
	□95-300001-67	MAIN WHEEL ASSY, TUBELESS SIDEWALL INFLATED. /DIE CAST WHEEL/	2	1
	□95-300001-73	MAIN WHEEL ASSY, TUBE TYPE /OPTIONAL/.	2	2
- 1	□13685XL	. CONE, BEARING /USED WITH 95-300001-1/.	2	1
	□13889	. CONE, BEARING /USED WITH 95-300001-67 & -73/.	2	3
- 2	AN363-524	. NUT	3	3
- 3	□AN960-516	. WASHER /USED WITH 95-300001-1/.	3	1
	□MS20002-5	. WASHER /USED WITH 95-300001-67 & -73/.	3	3
- 4	□GY55-49	. BOLT.	3	3
- 5	□95-300001-3	. RING SUBASSY, DISC	1	3
- 6	95-300001-11	. WHEEL SUBASSY, INBD HALF /CRDR 95-300001-69/. /USED WITH 95-300001-1/	NP	1
	□95-300001-69	. WHEEL SUBASSY, INBD HALF /USED WITH 95-300001-67 & -73/	1	3
- 7	□13621XL	. . BEARING, CUP /USED WITH 95-300001-1/	1	1
	□13830	. . BEARING, CUP /USED WITH 95-300001-67 & -73/.	1	3
- 8	□95-300001-13	. WHEEL SUBASSY, OUTBD HALF. /USED WITH 95-300001-1/	1	1
	□95-300001-71	. WHEEL SUBASSY, OUTBD HALF. /USED WITH 95-300001-67/	1	1
	□95-300001-79	. WHEEL SUBASSY, OUTBD HALF. /USED WITH 95-300001-73/	1	2
- 9	□13621XL	. . BEARING, CUP /USED WITH 95-300001-1/	1	1
	□13830	. . BEARING, CUP /USED WITH 95-300001-67 & -73/.	1	3
- 10	AN6230830	. SEAL, WHEEL O RING /USED WITH 95-300001-1/	1	1
	□AN6230829	. SEAL, WHEEL O RING /USED WITH 95-300001-67/.	1	1
- 11	□95-24218	. SEAL, BEARING /USED WITH 95-300001-67 & -73/.	2	3
	95-300001-29	. DATA PLATE, OUTBD WHEEL.	1	3
	95-300001-31	. DATA PLATE, WARNING.	1	3
	95-300001-33	. DATA PLATE, BEECHCRAFT	1	1
	95-300001-83	. DATA PLATE, BEECHCRAFT	1	2
	□35-8002-3	WHEEL ASSY, 7.00 X 6 TUBE TYPE /STANDARD/.	2	2
- 11A	□95-24218	. SEAL, BEARING.	2	2
- 12	13889	. CONE, BEARING /SUPERSEDES 95-0476/.	2	2
- 13	□95-6867	. NUT	4	2
- 14	95-6974	. WASHER.	4	2
- 15	95-8249	. BOLT, WHEEL.	4	2
- 16	□95-6926	. WASHER, COUNTERSUNK.	4	2
- 17	□35-8002-9	. WHEEL SUBASSY, OUTBD HALF.	1	2
- 18	□13830	. . CUP, BEARING /SUPERSEDES 95-0477/.	1	2
- 19	□95-35523	. . DATA PLATE, OUTBD WHEEL HALF	1	2
- 20	95-300001-31	. . DATA PLATE, WARNING /SUPERSEDES 95-25546/.	1	2
- 21	□95-35576	. . DATA PLATE, BEECHCRAFT	1	2
- 22	□35-8002-7	. WHEEL SUBASSY, INBD HALF	1	2
- 23	95-7649	. RIVET	12	2
- 24	□95-43686	. . LINER, KEYWAY.	6	2
- 25	□13830	. . CUP, BEARING /SUPERSEDES 95-0477/.	1	2
- 26	□95-35522	. . DATA PLATE, INBD WHEEL HALF.	1	2
- 27	□95-300001-31	. . DATA PLATE, WARNING /SUPERSEDES 95-25546/.	1	2

CODE EFFECTIVITY

CODE EFFECTIVITY

- 1 D-7209 THRU D-7212,
D-7215 THRU D-8497
- 2 D-8498 AND AFTER
- 3 D-7209 THRU D-7212,
D-7215 AND AFTER

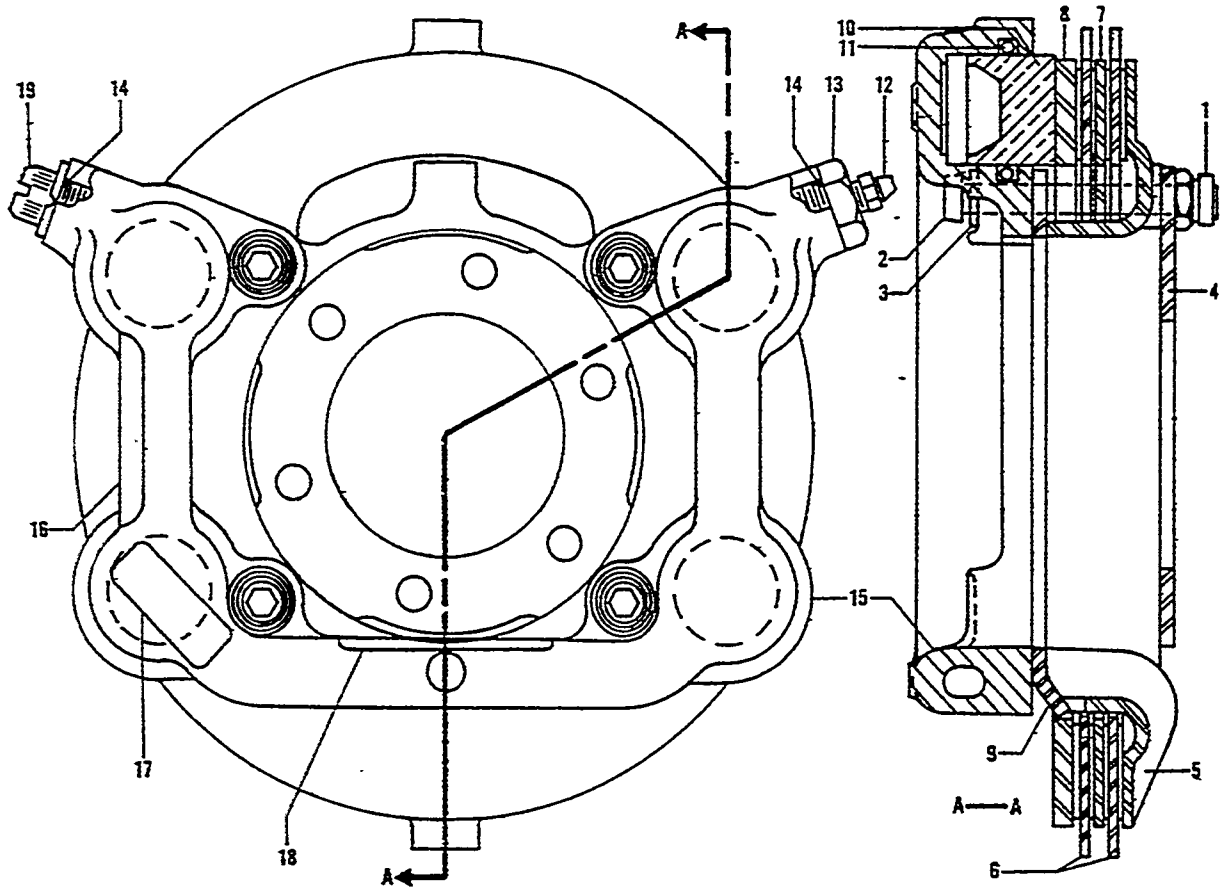


Figure 34D. Brake (D-8498 And After)

FIG. & INDEX NO.	PART NO.	DESCRIPTION	UNITS PER ASSY	USABLE CN CODE
34D	□35-8002-25	1 2 3 4 5 6 7 BRAKE ASSY /SUPERSEDES 35-8002-5/	2	1
- 1	□95-6867	. NUT, SELFLOCKING	4	1
- 2	□95-9491	. BOLT, INTERNAL WRENCHING	4	1
- 3	95-9626	. WASHER.	4	1
- 4	□95-35451	. FLANGE, TORQUE	1	1
- 5	□35-8002-13	. PLATE, BACK.	1	1
- 6	□35-8002-21	. DISC, ROTATING /SUPERSEDES 35-8002-15/	2	1
- 7	□35-8002-23	. DISC, STATIONARY /SUPERSEDES 35-8002-17/	1	1
- 8	□35-8002-19	. PLATE, PRESSURE.	1	1
- 9	□95-35454	. PLATE, TORQUE.	1	1
- 10	□95-35452	. PISTON.	4	1
- 11	95-4719	. PACKING, O RING.	4	1
- 12	□95-9279	. VALVE, BLEEDER	1	1
- 13	□95-3218	. ADAPTER, BLEEDER VALVE	1	1
- 14	95-5761	. PACKING, O RING.	2	1
- 15	□35-8002-11	. HOUSING, BRAKE	1	1
- 16	□95-35577	. DATA PLATE, BEECHCRAFT	1	1
- 17	□95-35625	. DATA PLATE, TORQUE	1	1
- 18	95-300001-64	. DATA PLATE, SERIAL /SUPERSEDES 95-25556/	1	1
- 19	95-1989	. PLUG, STORAGE AND SHIPPING	1	1

CODE EFFECTIVITY

1 D-8498 AND AFTER

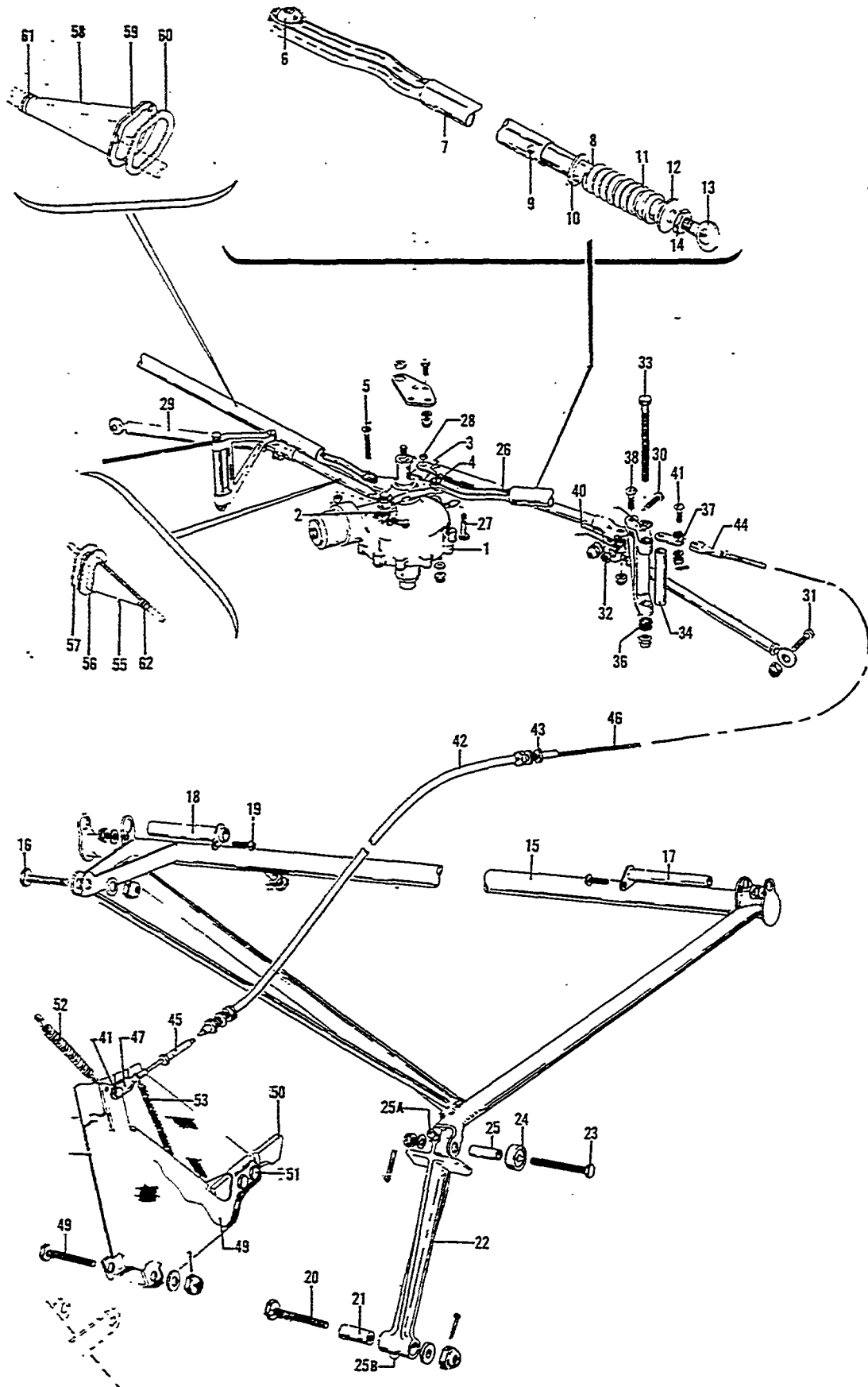


Figure 35. Main Landing Gear Retract System

FIG. & INDEX NO.	PART NO.	DESCRIPTION	UNITS PER ASSY	USABLE ON CODE
35 -	35-815101-3	RETRACT INSTL,MAIN LANDING GEAR	NP	
- 1	35-810075-7	. ACTUATOR ASSY,RETRACT LANDING GEAR. /SEE FIG. 36/ /SUPERSEDES 35-810075-5/	1	1
- 2	35-364127	. SWITCH,ACTUATOR LANDING GEAR.	1	
- 3	35-364130	. ACTUATOR ASSY,LANDING GEAR SWITCH	1	
	35-815125-2	. ROD ASSY,MAIN GEAR RETRACT LH	1	
	35-815125-4	. ROD ASSY,MAIN GEAR RETRACT RH /ATTACHING PARTS/	1	
- 4	AN26-23/M/	. BOLT.	1	
- 5	AN6-11A/M/ AN960-616	. BOLT. WASHER.	1 3	
	AN320-6	. NUT	1	
	MS20365-624	. NUT /SUPERSEDES AN365-624/.	1	
	AN380-3-2	. PIN,COTTER.	1	
- 6	LS6	. . BEARING	1	
- 7	35-815125-602	. . BRAZE ASSY,ROD LH /SUPERSEDES 35-815125-12/	1	
	35-815125-604	. . BRAZE ASSY,ROD RH /SUPERSEDES 35-812125-14/	1	
- 8	35-815131	. . PLUNGER ASSY. /ATTACHING PARTS/	1	
- 9	AN394-33	. . PIN	1	
	AN960D416L	. . WASHER.	1	
	MS24665-132	. . PIN,COTTER /SUPERSEDES AN380-2-2/	1	
	35-815125-10	. . TUBE,RETRACT ROD.	1	
- 10	100951S063XP	. . WASHER.	AR	
- 11	45-815091	. . SPRING.	1	
- 12	100951S063YU	. . WASHER.	1	
- 13	HM6	. . ROD,END	1	
- 14	AN316-6R	. . NUT	1	
- 15	35-815155-610	. BRACE ASSY,MAIN LANDING GEAR RETRACT LH /SUPERSEDES 35-815102-20 & 35-815129/	1	
	35-815155-2	. BRACE ASSY,MAIN LANDING GEAR RETRACT LH	NP	
	35-815155-611	. BRACE ASSY,MAIN LANDING GEAR RETRACT RH /SUPERSEDES 35-815102-21 & 35-815129/	1	
	35-815155-3	. BRACE ASSY,MAIN LANDING GEAR RETRACT RH /ATTACHING PARTS/	NP	
- 16	AN6-11A/M/ AN960-616	. BOLT. WASHER.	1 1	
	MS20365-624	. NUT /SUPERSEDES AN365-624/.	1	
- 17	35-815120	. PIN ASSY,LANDING GEAR RETRACT BRACE AFT	1	
	100951S016YP	. WASHER.	AR	
	100951S032YP	. WASHER.	AR	
- 18	35-815123-10	. PIN ASSY,LANDING GEAR RETRACT BRACE FWD	1	
	100951S016XF	. WASHER.	AR	
	100951S032XF	. WASHER.	AR	
- 19	AN515-8R8	. SCREW /SUPERSEDES AN515-8-8/.	2	
	AN960-8	. WASHER.	2	
	MS20365-832	. NUT /SUPERSEDES AN365-832/.	2	
- 20	AN5-22/M/ NAS464-5-33M	. BOLT. BOLT.	1 1	3 4
	AN960-516	. WASHER.	1	
- 21	35-815124	. BUSHING,RETRACT BRACE LOWER GRIP.	1	
	AN310-5	. NUT	1	3
	AN320-5/M/ MS24665-132	. NUT PIN,COTTER /SUPERSEDES AN380-2-2/	1 1	4
	35-815102-20	. . BRACE ASSY,LH /ORDER 35-815155-610/	NP	
	35-815102-21	. . BRACE ASSY,RH /ORDER 35-815155-611/	NP	
- 22	35-815129	. . LEG ASSY,MAIN GEAR RETRACT. /ORDER 35-815155-611 RH,35-815155-610LH/ /ATTACHING PARTS/	NP	
- 23	NAS464-5-23/M/	. . BOLT.	1	
- 24	NAS505-5J	. . BEARING	1	
- 25	35-810122	. . BUSHING,RETRACT BRACE GRIP /SUPERSEDES. 35-810122/	1	
	AN960-516L	. . WASHER.	1	
	AN320-5/M/ MS24665-132	. . NUT PIN,COTTER /SUPERSEDES AN380-2-2/	1 1	



MODEL 35 PARTS CATALOG

FIG. & INDEX NO.	PART NO.	1 2 3 4 5 6 7	DESCRIPTION	UNITS PER ASSY	USABLE ON CODE
35 - 25A	1729	. . .	FITTING, LUBRICATION	1	
- 25B	AN286-1	. . .	FITTING, LUBRICATION	1	
			/SUPERSEDES MS15001-2/		
- 26	45-815003-3	. . .	ROD ASSY, LANDING GEAR DOOR ACTUATOR LH.	1	
	45-815003-1	. . .	ROD ASSY, LANDING GEAR DOOR ACTUATOR RH.	1	
			/ATTACHING PARTS/		
- 27	AN4-10/M/ AN960-416	. . .	BOLT. WASHER.	1 2	
- 28	35-815101-2 AN24-16/M/ AN960-416 MS24665-132	. . .	BUSHING /SUPERSEDES 100801X5-0135/. BOLT. WASHER. PIN, COTTER /SUPERSEDES AN380-2-2/	1 1 1 1	
- 29	35-815007-4	. . .	LINK ASSY, MAIN GEAR DOOR.	1	
			/ATTACHING PARTS/		
- 30	AN4-12A/M/	. . .	BOLT.	1	
- 31	AN24-14/M/ AN960-416 MS20365-428 AN320-4 MS24665-132	. . .	BOLT. WASHER. NUT /SUPERSEDES AN365-428/. NUT PIN, COTTER /SUPERSEDES AN380-2-2/	1 1 1 1 1	
- 32	102933S5ZL0125	. . .	SPACER.	2	
	35-815118	. . .	ARM ASSY, MAIN GEAR DOOR IDLER	1	
			/ATTACHING PARTS/		
- 33	AN4-54A/M/	. . .	BOLT.	1	
- 34	100801S5-4781 AN960-416	. . .	BUSHING WASHER.	1 1	
- 35	100951P062YH	. . .	WASHER.	2	
- 36	108492S416-016 MS20365-428	. . .	WASHER. NUT /SUPERSEDES AN365-428/.	1 1	
- 37	35-815078	. . .	LINK, MAIN LANDING GEAR UP LOCK CABLE.	1	
			/ATTACHING PARTS/		
- 38	35-815183	. . .	SCREW, LANDING GEAR DOOR IDLER ATTACH.	1	
- 39	105739S-ZT0250	. . .	BUSHING	1	
- 40	105739S-XE0137 AN960-10 AN310-3 MS24665-132	. . .	BUSHING WASHER. NUT PIN, COTTER /SUPERSEDES AN380-2-2/	1 1 1 1	
	35-815109	. . .	CABLE ASSY, MAIN GEAR UP LOCK.	1	
			/ATTACHING PARTS/		
- 41	AN23-10/M/ AN960-10 AN960-10L AN310-3 MS24665-132	. . .	BOLT. WASHER. WASHER. NUT PIN, COTTER /SUPERSEDES AN380-2-2/	2 1 1 2 2	
- 42	S167-130	. . .	HOUSING, CABLE	1	
- 43	S123 AN960-616 MS20365-624	. . .	BUSHING WASHER. NUT /SUPERSEDES AN365-624/.	2 2 2	
- 44	AN667-2	. . .	TERMINAL, CABLE.	1	
- 45	AN666-2RH	. . .	TERMINAL, CABLE.	1	
- 46	35-815109	. . .	CABLE, MAIN GEAR UP LOCK	1	
- 47	AN665-10R 35-815077-12 35-815077-13	. . .	TERMINAL. LOCK ASSY, MAIN LANDING GEAR UP LH /SUPERSEDES 35-815077 & 35-815077-8/ LOCK ASSY, MAIN LANDING GEAR UP RH /SUPERSEDES 35-815077-1 & 35-815077-9/ /ATTACHING PARTS/	1 1 1 1	
- 48	AN24-32/M/ AN960-416L AN310-4 MS24665-132	. . .	BOLT. WASHER. NUT PIN, COTTER /SUPERSEDES AN380-2-2/	1 1 1 1	

FIG. & INDEX NO.	PART NO.	1	2	3	4	5	6	7	DESCRIPTION	UNITS PER ASSY	USABLE ON CODE
35 - 49	35-815077-14	.	.						BRACKET, LANDING GEAR UP LOCK LH /SUPERSEDES 35-815077-2 & 35-815077-10/	1	
	35-815077-15	.	.						BRACKET, LANDING GEAR UP LOCK RH /SUPERSEDES 35-815077-3 & 35-815077-11/	1	
- 50	35-815077-4	.	.						BLOCK, LANDING GEAR LH	1	
	35-815077-5	.	.						BLOCK, LANDING GEAR RH /ATTACHING PARTS/	1	
- 51	AN3-5A/M/	.	.						BOLT	2	
	AN960-10	.	.						WASHER	2	
	MS20365-1032	.	.						NUT /SUPERSEDES AN365-1032/	2	
- 52	35-815115	.	.						SPRING, MAIN LANDING GEAR UP LOCK	1	
- 53	100942C0020-31	.	.						SPRING, TENSION	1	
- 54	35-815156-4	.	.						BOOT ASSY, LANDING GEAR UP LOCK LH /SUPERSEDES 35-815156/	1	
	35-815156-5	.	.						BOOT ASSY, LANDING GEAR UP LOCK RH /SUPERSEDES 35-815156-1/	1	
	33-534047	.	.						SEAL INSTL, CABIN	NP	5
	96-810024	.	.						SEAL ASSY, LANDING GEAR DOOR RETRACT ROD	1	5
	96-810024-7	.	.						SEAL ASSY	1	5
- 55	96-810024-1	.	.						SEAL	1	5
- 56	96-810024-5	.	.						FLANGE	1	5
- 57	96-810024-3	.	.						RING	1	5
	96-810023-7	.	.						SEAL ASSY, LANDING GEAR RETRACT ROD	1	5
- 58	96-810023-1	.	.						SEAL	1	5
- 59	96-810023-5	.	.						FLANGE	1	5
- 60	33-534047-1	.	.						RING, LANDING GEAR DOOR RETRACT SEAL	1	5
- 61	NAS397-16	.	.						CLAMP	1	5
- 62	NAS397-8	.	.						CLAMP	1	5

CODE EFFECTIVITY

- 1 D-4866 THRU D-6841
- 3 D-4866 THRU D-7132
- 5 D-8872 AND AFTER

CODE EFFECTIVITY

- 2 D-6842 AND AFTER
- 4 D-7133 AND AFTER

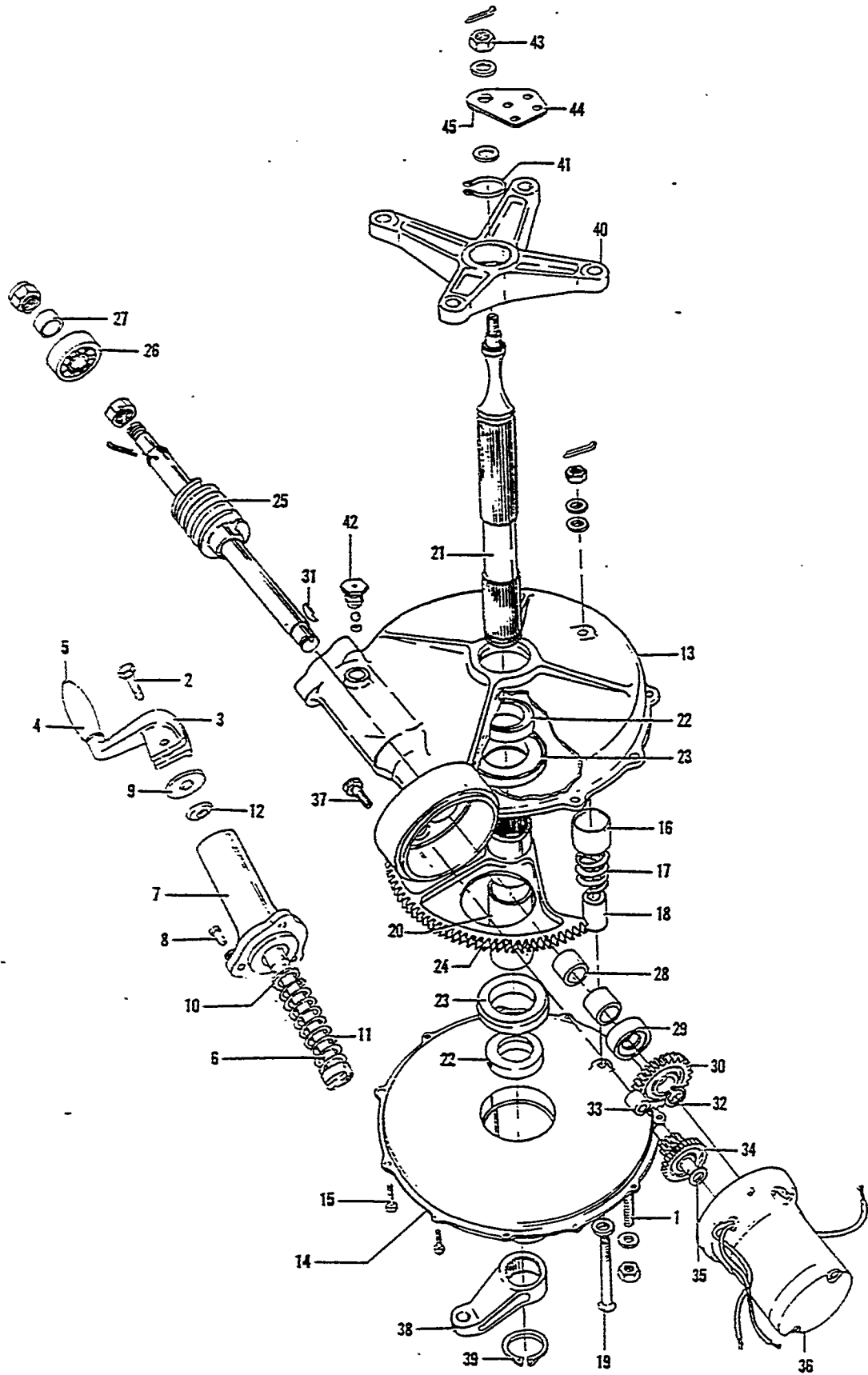


Figure 36. Landing Gear Actuator

FIG. & INDEX NO.	PART NO.	DESCRIPTION	UNITS PER ASSY	USABLE ON CODE
		1 2 3 4 5 6 7		
36 -	35-810075-5	ACTUATOR ASSY, LANDING GEAR /ORDER 35-810075-7/.	NP	1
	□35-810075-7	ACTUATOR ASSY, LANDING GEAR.	1	2
		/SEE FIG. 35 FOR NHA/		
		/ATTACHING PARTS/		
- 1	□35-810097	STUD, LANDING GEAR RETRACT	4	
	□AN960-416	WASHER.	4	
	□MS20365-428	NUT /SUPERSEDES AN365-428/.	4	
	□35-810094	. CRANK ASSY, HAND	1	
		/ATTACHING PARTS/		
- 2	AN23-17A/M/	. BOLT.	1	
	□AN960-10	. WASHER.	1	
	□MS20365-1032	. NUT /SUPERSEDES AN365-1032/	1	
- 3	□35-810094-2	. CRANK, HAND.	1	
- 4	35-810094-6	. HANDLE, HAND CRANK	1	
- 5	□AN393-77	. PIN	1	
- 6	□35-810095	. SHAFT, HAND CRANK ENGAGING	1	
- 7	□35-810142	. HOUSING, HAND CRANK SHAFT.	1	
		/ATTACHING PARTS/		
- 8	□AN500A10-10	. SCREW	3	
	□AN960-10	. WASHER.	3	
- 9	□35-810134	. WASHER.	2	
- 10	100951X063YW	. WASHER.	1	
- 11	100943YC112D	. SPRING.	1	
- 12	□AN622789	. RING, O.	1	
- 13	□35-810141	. HOUSING, LANDING GEAR ACTUATOR UPPER	1	
- 14	□35-815020	. HOUSING, LANDING GEAR ACTUATOR LOWER	1	
		/ATTACHING PARTS/		
- 15	□AN500A10-10	. SCREW	9	
	□AN500A10-8	. SCREW	2	
	□AN960-10	. WASHER.	11	
- 16	□100696X-YD024	. SPACER, GEAR STOP.	1	
- 17	□35-810119	. SPRING, GEAR STOP.	1	
- 18	□35-810087	. STOP, WORM SECTOR GEAR	1	
		/ATTACHING PARTS/		
- 19	□AN5-17/M/	. BOLT.	1	
	□AN960-516	. WASHER.	1	
	□AN960D516	. WASHER.	2	
	□AN310-5	. NUT	1	
	□MS24665-132	. PIN, COTTER /SUPERSEDES AN380-2-2/	1	
- 20	□35-810088	. SPACER, LANDING GEAR ACTUATOR.	1	
- 21	□35-810083	. SHAFT, ACTUATOR DRIVE.	1	
- 22	□KP21B	. BEARING, DRIVE SHAFT /SUPERSEDES K21B/	2	
- 23	□450273	. SEAL.	2	
		/SUPERSEDES 50273S, 276118 & 15766/		
- 24	□35-810117	. SECTOR, ACTUATOR WORM /SUPERSEDES 35-815259/	1	
- 25	□35-810076	. GEAR, ACTUATOR WORM.	1	
	□AN380-3-4	. PIN, COTTER.	1	
	35-810147	. NUT, ACTUATOR WORM GEAR.	1	
- 26	□5201K	. BEARING	1	
- 27	□35-810077	. BUSHING, ACTUATOR WORM GEAR.	2	
	45-810144	. NUT	1	
- 28	□B88	. BEARING /SUPERSEDES B88X/	2	
- 29	□09916M1	. SEAL.	1	
- 30	□35-810140	. GEAR, WORM DRIVE	1	

FIG. & INDEX NO.	PART NO.	DESCRIPTION	UNITS PER ASSY	USABLE CN CODE
36 - 31	□35-810091	. KEY, WORM DRIVE GEAR	1	
- 32	□NAS51-43	. RING.	1	
- 33	□M471	. BEARING /SUPERSEDES M471X/.	1	
- 34	□35-810139	. GEAR, SPUR & PINION.	1	
- 35	□105090CRO32-4E	. WASHER.	1	
- 36	□35-810075-3	. MOTOR ASSY, LANDING GEAR ACTUATOR.	1	
		/ATTACHING PARTS/		
- 37	□AN73-15/M/	. BOLT.	3	
	□AN960-10L	. WASHER.	3	
	□35-380094	. . . MOTOR, LANDING GEAR ACTUATOR /SUPERSEDES . . .	1	
		IS14400/		
	AN659-5	. . . TERMINAL.	1	
	□35107A	. . . SPRING & BRUSH ASSY	2	
	□YZ10-1	. . . CONNECTOR	2	
	□MS20659-5	. . . TERMINAL /SUPERSEDES AN659-5/	1	
- 38	□35-825172-2	. ARM, NOSE GEAR ACTUATOR RETRACT.	1	
- 39	□NAS51-131	. RING.	1	
- 40	□45-810090	. ARM, ACTUATOR RETRACT.	1	
- 41	□NAS51-131	. RING.	1	
- 42	□45-810071	. PLUG, WORM GEAR GREASE	1	1
	5677	. PLUG, WORM GEAR GREASE	1	2
	□AN900-9	. GASKET.	1	2
	RTV108	. SEALING COMPOUND, HOUSING JOINT.	AR	
	□35-810132	SUPPORT ASSY, LANDING GEAR ACTUATOR UPPER.	1	
		/SEE FIG. 23 FOR NHA/		
		/ATTACHING PARTS/		
	□AN960-716	. WASHER.	1	
	□AN960-516	. WASHER.	1	
- 43	□AN310-5	. NUT	1	
	□MS24665-132	. PIN, COTTER /SUPERSEDES AN380-2-2/	1	
- 44	35-810132-2	. SUPPORT, GEAR ACTUATOR UPPER	1	
- 45	□35-810133	. BUSHING, ACTUATOR GEAR SUPPORT	1	

NOTE AIRPLANES D-7293, D-7295 THRU D-7302 AND D-7336 ARE EQUIPPED WITH ACTUATORS CONTAINING A SECTOR GEAR WITH LONG HUBS. IN CASE OF FAILURE THIS PART IS REPLACED WITH PARTS INDEXED 20, 21, 23 AND 24.

CODE EFFECTIVITY

CODE EFFECTIVITY

1 D-4866 THRU D-6841

2 D-6842 AND AFTER

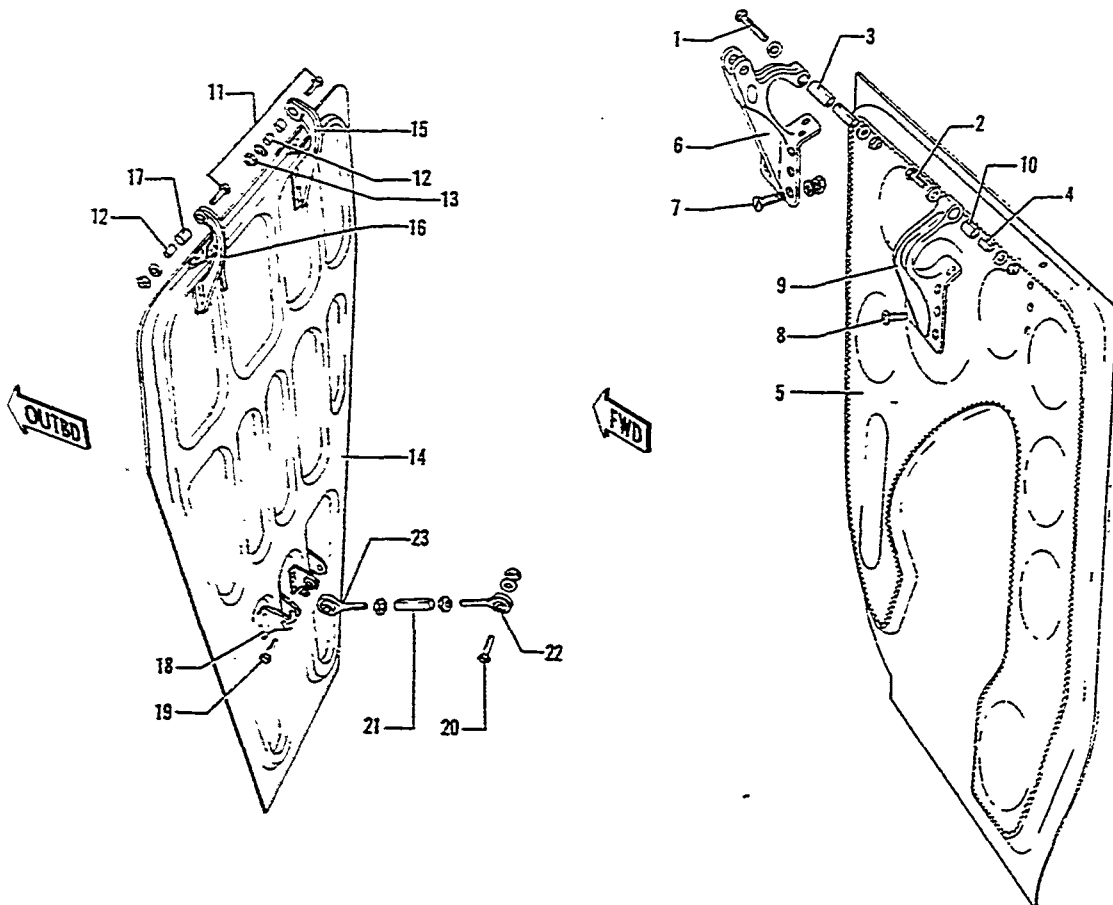


Figure 37. Main Landing Gear Doors

FIG. E INDEX NO.	PART NO.	1	2	3	4	5	6	7	DESCRIPTION	UNITS PER ASSY	USABLE ON CODE
37 -	35-815055								DOOR INSTL,MAIN LANDING GEAR LH	1	
	35-815055-1								DOOR INSTL,MAIN LANDING GEAR RH	1	
	□35-815055-601								. DOOR ASSY,INBD LH,/SPARE ASSY/.	1	
	35-815055-60								. DOOR ASSY,INBD LH /BUY 35-815055-601/.	NP	
	□35-815055-602								. DOOR ASSY,INBD RH,/SPARE ASSY/.	1	
	35-815055-61								. DOOR ASSY,INBD RH	NP	
									/ATTACHING PARTS/		
- 1	□AN3-15A/M/								. BOLT.	1	
- 2	□AN3-10A/M/ □AN960-10 □AN960-10L								. BOLT. WASHER. WASHER.	1 2 2	
- 3	□105739X-ZP1050								. BUSHING,/FWD HINGE/	1	
- 4	□105739X-ZP0500 □MS20365-1032								. BUSHING,/AFT HINGE/ NUT /SUPERSEDES AN365-1032/	1 2	
- 5	DELETED □35-815055-56 □35-815055-57								. . . DOOR,INBD LH. DOOR,INBD RH.	1 1	
- 6	□45-815005-1 □45-815005-2 35-815266-1 35-815266-2								. . . HINGE ASSY,FWD INBD LH. HINGE ASSY,FWD INBD RH. HINGE ASSY,FWD INBD LH. HINGE ASSY,FWD INBD RH.	1 1 1 1	1 1 2 2
									/ATTACHING PARTS/		
- 7	AN525-10-24 AN525-10-8 AN525-10-10 □AN960-10 □MS20365-1032								. . . SCREW SCREW SCREW WASHER. NUT /SUPERSEDES AN365-1032/	3 2 2 5 5	

FIG. & INDEX NO.	PART NO.	1	2	3	4	5	6	7	DESCRIPTION	UNITS PER ASSY	USABLE ON CODE
37 -	□35-815016	HINGE ASSY,AFT INBD LH.	1	
	□35-815016-1	HINGE ASSY,AFT INBD RH.	1	
		/ATTACHING PARTS/		
- 8	AN525-10-10	SCREW	4	
	□AN960-10	WASHER.	3	
	□AN960-10L	WASHER.	1	
	□MS20365-1032	NUT /SUPERSEDES AN365-1032/	3	
	□MS20364-1032	NUT /SUPERSEDES AN364-1032/	1	
- 9	□35-815016-2	HINGE,LH.	1	
	□35-815016-3	HINGE,RH.	1	
- 10	□105740X-ZR0480	BUSHING	1	
	□35-815055-68	DOOR ASSY,OUTBD LH.	1	
	□35-815055-69	DOOR ASSY,OUTBD RH.	1	
		/ATTACHING PARTS/		
- 11	□AN3-10A/M/	BOLT.	2	
	□AN960-10	WASHER.	2	
- 12	□105739X-ZM0500	BUSHING	2	
- 13	□MS20365-1032	NUT /SUPERSEDES AN365-1032/	2	
- 14	35-815055-64	DOOR,OUTBD LH	1	
	□35-815055-65	DOOR,OUTBD RH	1	
- 15	□35-815055-10	HINGE ASSY,FWD OUTBD LH	1	
	□35-815055-11	HINGE ASSY,FWD OUTBD RH	1	
- 16	□35-815055-12	HINGE ASSY,AFT OUTBD LH	1	
	□35-815055-13	HINGE ASSY,AFT OUTBD RH	1	
- 17	□105740X-ZJ0490	BUSHING	1	
- 18	□35-815055-62	BRACKET,HINGE LH.	2	
	□35-815055-63	BRACKET,HINGE RH.	2	
	□35-815056	LINK,LANDING GEAR DOOR OUTBD.	2	
		/ATTACHING PARTS/		
- 19	□AN4-10A/M/	BOLT.	1	
- 20	□AN4-7A/M/	BOLT.	1	
	□AN960-416	WASHER.	6	
		NUT /SUPERSEDES AN365-428/.		
- 21	□35-815056-2	TUBE,LANDING GEAR DOOR.	1	
- 22	□HM4U	END,ROD /SUPERSEDES HM4/.	1	
- 23	□35-815056-4	END,ROD	1	
	□AN316-4R	NUT	1	

CODE EFFECTIVITY

CODE EFFECTIVITY

1 D-4866 THRU D-8757

2 D-8758 AND AFTER

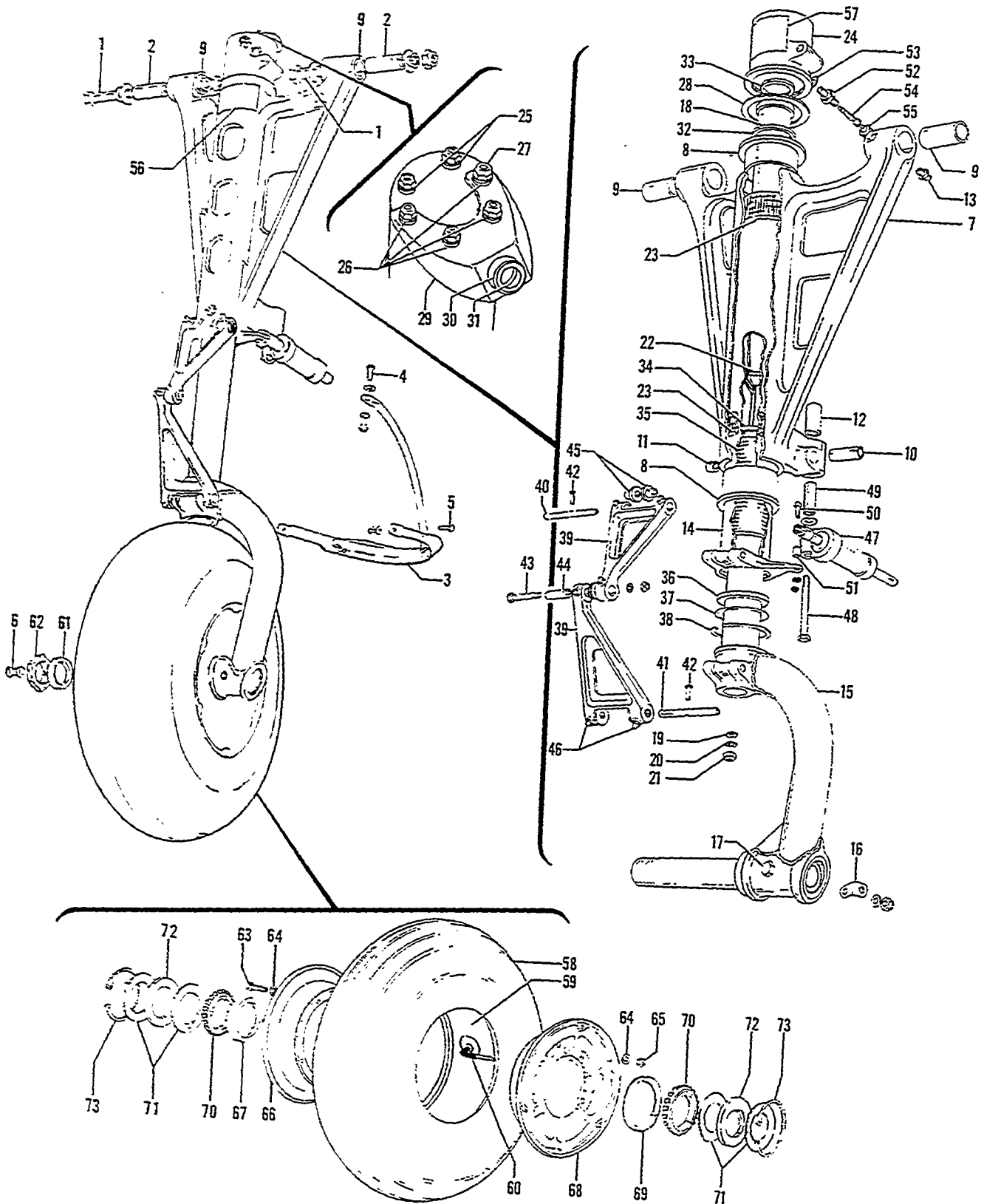


Figure 38. Nose Landing Gear (D-4866 thru D-6561)

FIG. & INDEX NO.	PART NO.	DESCRIPTION							UNITS PER ASSY	USABLE ON CODE
		1	2	3	4	5	6	7		
38	35-825001	GEAR INSTL,NOSE LANDING	NP	1	
	35-825001-10	GEAR INSTL,NOSE LANDING	NP	2	
	35-825001-2	• GEAR ASSY,NOSE WHEEL.	1	1	
	35-825001-8	• GEAR ASSY,NOSE WHEEL.	1	2	
		/ATTACHING PARTS/								
- 1	AN6-23A	• BOLT.	2		
- 2	35-825029	• BUSHING,NOSE GEAR ATTACHING	2		
	AN960-616	• WASHER.	4		
	100951X032YP	• WASHER.	2		
	AN365-624	• NUT	2		

- 3	35-825175	• • GUARD ASSY,NOSE WHEEL SCRAPER	1	3	
		/ATTACHING PARTS/								
- 4	AN525-10-6	• • SCREW	1		
	AN960-10L	• • WASHER.	1		
	MS20364-1032	• • NUT	1		
- 5	AN4-5A	• • BOLT.	1		
	AN960-416L	• • WASHER.	1		
	AN365-428	• • NUT	1		
	AN960-416	• • WASHER.	1		
- 6	AN4H3A	• • BOLT.	1		

	35-825100-6	• • STRUT ASSY,NOSE WHEEL SHOCK	1	3	
		/SUPERSEDES 35-825100/								
- 7	35-825110-4	• • • BRACE ASSY,NOSE WHEEL TOP	1	3	
- 8	35-820111	• • • BEARING,NOSE WHEEL TOP BRACE.	2	3	
- 9	35-825112	• • • BEARING,NOSE WHEEL BRACE.	2	3	
- 10	105740X-ZU1365	• • • BUSHING	1	3	
- 11	35-820113	• • • BEARING,TOP BRACE RETRACT LUG	1	3	
- 12	105740X-YN1458	• • • BUSHING	1	3	
- 13	1728B	• • • FITTING,LUBRICATION /SUPERSEDES 1645/	4	3	
- 14	35-825090	• • • BARREL ASSY,NOSE WHEEL STRUT.	1	1	
	35-825090-10	• • • BARREL ASSY,NOSE WHEEL STRUT.	1	2	
	35-825125-602	• • • AXLE & PISTON ASSY,NOSE WHEEL STRUT	1	3	
		/SPARE ASSY,SEE ADDENDUM/								
- 15	35-825125	• • • AXLE & PISTON ASSY,NOSE WHEEL STRUT	NP	3	
- 16	35-825115	• • • CLIP,NOSE WHEEL SCRAPER	1	3	
		/ATTACHING PARTS/								
- 17	AN4-20A	• • • BOLT	1		
	AN960-416	• • • WASHER.	1		
	AN365-428	• • • NUT	1		

	35-825102-2	• • • CONTROL ASSY,NOSE WHEEL REBOUND	1	3	
		/SUPERSEDES 35-825102/								
		/ATTACHING PARTS/								
- 19	AN6227-5	• • • PACKING	1		
- 20	AN960-416	• • • WASHER.	1		
- 21	AN363-428	• • • NUT	1		

	35-825025-4	• • • ORIFICE ASSY,REBOUND CONTROL.	1	3	
	35-825030	• • • TUBE ASSY,REBOUND CONTROL	1	3	
- 22	35-825032	• • • PIN ASSY,REBOUND CONTROL.	1	3	
- 23	35-825100-4	• • • PAD,BARREL.	2	3	
- 24	35-825092	• • • CAP,BARREL.	1	3	
		/ATTACHING PARTS/								
- 25	AN960-10	• • • WASHER.	2		
- 26	AN960-A10L	• • • WASHER.	4		
- 27	AN365-1032	• • • NUT.	6		

- 28	35-825101	• • • SHIM,BARREL CAP	1	3	
	35-825024	• • • ROLLER ASSY,NOSE WHEEL STRAIGHTENING.	1	3	

FIG. & INDEX NO.	PART NO.	DESCRIPTION	UNITS PER ASSY	USABLE ON CODE
38 - 29	35-825024-2	BRACKET,ROLLER ASSY	1	3
- 30	AN505-4J	BEARING,NOSE WHEEL STRAIGHTENING. /ATTACHING PARTS/	1	3
- 31	AN24-13	BOLT	1	
	AN960-416	WASHER	1	
	AN310-4	NUT	1	
	AN380-2-2	PIN,COTTER	1	
- 32	AN6227-20	PACKING,ORIFICE	1	3
- 33	AN6227-24	PACKING,BARREL	1	3
- 34	AN6227-27	PACKING,GLAND	1	3
- 35	35-825100-2	PAD,PISTON	1	3
- 36	35-825153	RING,PISTON WIPER	1	3
- 37	111190-2	RING,PISTON SCRAPER	1	3
- 38	111200-2	RING,SNAP	1	3
- 39	35-825060	KNEE ASSY,NOSE WHEEL STRUT. /ATTACHING PARTS/	2	3
- 40	35-820027	PIN,TORQUE KNEE UPPER	1	
- 41	35-825106	PIN,TORQUE KNEE LOWER	1	
- 42	AN392-17	PIN,FLAT HEAD	2	
	AN380-2-1	PIN,COTTER	2	
- 43	AN4-12	BOLT	1	
	100951S063ZZ	WASHER	1	
- 44	35-820028	BUSHING,TORQUE KNEE GRIP	1	
	100951S063YH	WASHER	1	
	AN310-4	NUT	1	
	AN380-2-2	PIN,COTTER	1	
- 45	35-820062	BUSHING,TORQUE KNEE	2	3
- 46	1729	FITTING,LUBRICATION	3	3
- 47	35-825145	DAMPENER ASSY,SHIMMY /SEE FIG. 40/ /ATTACHING PARTS/	1	3
- 48	AN6-31A	BOLT	1	
	100951X063YN	WASHER	1	
- 49	1057395-YP1483	BUSHING	1	
	100951X031YM	WASHER	1	
	AN365-624	NUT	1	
- 50	AN3-6A	BOLT	1	
	AN960-10	WASHER	1	
- 51	1057395-ZK0190	BUSHING	1	
	AN960-10L	WASHER	1	
	AN365-1032	NUT	1	
- 52	35-825190	BODY,BLEEDER VALVE	1	2
- 53	AN6290-2	RING,O	1	2
- 54	302D	CORE,BLEEDER VALVE	1	3
- 55	AN813-1A	CAP,BLEEDER VALVE	1	3
- 56	35-825064	PLACARD,NOSE GEAR SHOCK STRUT MODEL	1	3
- 57	35-825189	PLACARD,NOSE WHEEL STRUT CAP	1	3
	35-825001-12	KIT ASSY,BALANCED WHEEL	1	4
	35-825001-14	KIT ASSY,BALANCED WHEEL /USE WITH TUBELESS TIRE/	1	4
- 58	2500X5	TIRE	1	5
	2500X5	TIRE,4 PLY TUBELESS /USED WITH P/N 9532102 OR 9532669/	1	4
- 59	2500X5	TUBE	1	5
- 60	35-825001-6	HOSE,NOSE WHEEL VALVE STEM	1	
	9520653	WHEEL ASSY,NOSE	1	5
	9532669	WHEEL ASSY,NOSE /ALTERNATE FOR 9520653/ /ATTACHING PARTS/	1	5
- 61	35-825129	WASHER,NOSE WHEEL AXLE	1	
- 62	AN7502-20	NUT	1	
	AN380-4-7	PIN,COTTER	1	

FIG. & INDEX NO.	PART NO.	DESCRIPTION							UNITS PER ASSY	USABLE ON CODE
		1	2	3	4	5	6	7		
38	9510186	1	5
		/ATTACHING PARTS/								
- 63	9520206	3	
- 64	NO NUMBER	6	
- 65	AN365-428	3	

- 66	9520651	1	5
- 67	08231	1	5
	9520925	1	5
- 68	9530355	1	5
- 69	08231	1	5
- 70	08125	2	5
- 71	9510236	4	5
- 72	510524-25	2	5
- 73	A-60151	2	5
	9532569	1	4
		/ATTACHING PARTS/								
	95-820000-1	1	
	95-820000-3	1	
	AN7502-20	REF	
	AN380-4-7	REF	

	9524193	1	4
	LM67010XL	1	4
	9524192	1	4
	LM67010XL	1	4
	LM67048XL	1	4
	AN6230820	1	4
	AN4-14A	3	4
	AN960-416	6	4
	22FH-428	3	4

CODE EFFECTIVITY

1 D-4866 THRU D-5725
 3 D-4866 THRU D-6561
 5 D-5726 THRU D-5985

CODE EFFECTIVITY

2 D-5726 THRU D-6561
 4 D-5986 THRU D-6561

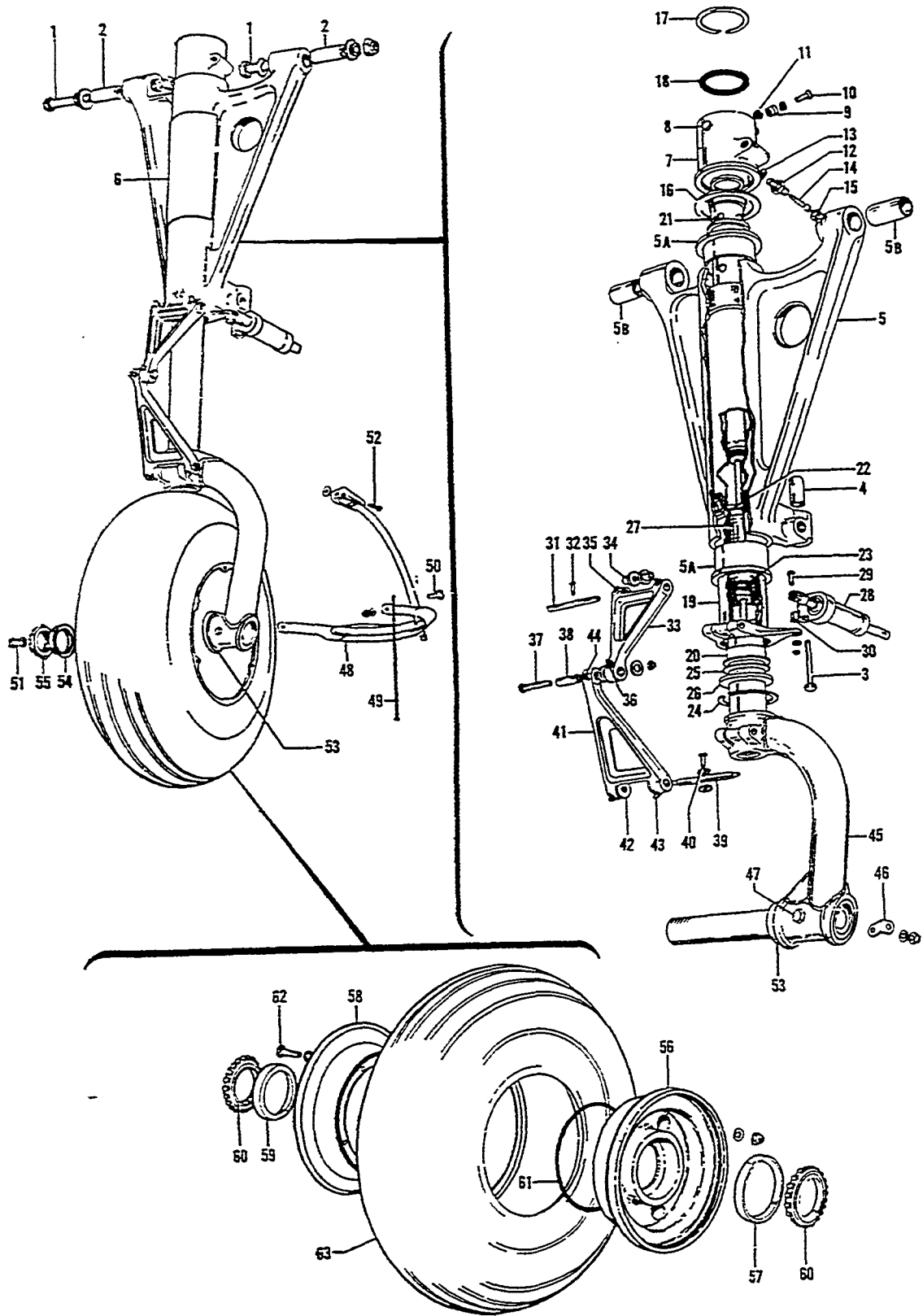


Figure 38A. Nose Landing Gear (D-6562 And After)

FIG. & INDEX NO.	PART NO.	DESCRIPTION	UNITS PER ASSY	USABLE ON CODE
38A-	35-825196-1	GEAR INSTL,NOSE /TUBELESS TIRE/	NP	8
	35-825196-11	GEAR INSTL,NOSE /TUBE TYPE TIRE/	NP	10
	35-825196-29	GEAR INSTL,NOSE /TUBE TYPE TIRE/	NP	9
	35-825196-27	GEAR INSTL,NOSE /TUBELESS TIRE/	NP	9
	35-825196-616	. GEAR ASSY,NOSE	1	15
	35-825196-620	. GEAR ASSY,NCSE	1	4
	35-825196-615	. GEAR ASSY,NOSE	1	14
	□35-825196-691	. GEAR ASSY,NOSE /LESS WHEEL ASSY/	1	11
	35-825196-695	. GEAR ASSY,NOSE /LESS WHEEL ASSY/	1	12
	35-825196-605	. GEAR ASSY,NOSE,/WITH WHEEL ASSY/	1	13
	35-825195	. . ABSORBER ASSY,DIRECT ACTION SHOCK	1	8
	35-825195-55	. . ABSORBER ASSY,DIRECT ACTION SHOCK	1	9
		/ATTACHING PARTS/		
- 1	□NAS146-46	. . BOLT	2	
- 2	□45-825011	. . BUSHING,NOSE GEAR GRIP	2	
	□100951X032YP	. . WASHER	4	
	□100951S016YP	. . WASHER,/ALTERNATE FOR 100951X032YP/	AR	
	□AN960-616	. . WASHER	2	
	□NAS143-6C	. . WASHER /SUPERSEDES MS20002C6/	2	
	□MS20365-624	. . NUT /SUPERSEDES AN365-624/	2	
	□95-824005-601	. . . BRACE ASSY,NOSE LANDING GEAR	1	1
		/ATTACHING PARTS/		
- 3	□AN6-31A/M/	. . . BOLT	1	
- 4	□1057395-YP1483	. . . BUSHING	1	
	100951X032YM	. . . WASHER	1	
	□MS20365-624	. . . NUT /SUPERSEDES AN365-624/	1	
	□95-824005-1	. . . BRACE,NOSE LANDING GEAR	1	1
- 5A	□35-820115	. . . BEARING,BARREL	2	1
- 5B	□35-820135	. . . BEARING,PIVOT	2	1
- 6	□35-825197	. . . PLATE,NOSE GEAR SHOCK ABSORBER	1	1
		INSTRUCTIONS		
- 7	□45-825033	. . . COLLAR,NOSE GEAR STEERING	1	1
		/ATTACHING PARTS/		
- 8	□45-825034	. . . BOLT,NOSE GEAR COLLAR ATTACHING	2	
	□NAS505-4J	. . . BEARING,NEEDLE	1	1
- 10	□NAS222-16	. . . SCREW	1	1
	□AN960-416	. . . WASHER	2	
- 11	□S1452-048	. . . NUT,BARREL	1	1
- 12	□35-820125	. . . BODY,NOSE STRUT FILLER VALVE	1	2
	□118642-1	. . . BODY,NOSE STRUT FILLER VALVE	1	3
- 13	AN6227-6	. . . RING,NOSE STRUT FILLER VALVE O.	1	2
	□MS28778-5	. . . PACKING,NOSE STRUT FILLER VALVE	1	3
- 14	□302D	. . . CORE,NOSE STRUT FILLER VALVE	1	1
- 15	□AN813-1B	. . . CAP,NOSE STRUT FILLER VALVE	1	1
- 16	□35-820134	. . . SHIM,NOSE WHEEL STEERING COLLAR	1	1
- 17	□NAS50-187	. . . RING,INTERNAL RETAINER	1	1
- 18	AN6230-1	. . . RING,O.	1	1
	□35-825195-21	. . . BARREL ASSY,SHOCK ABSORBER	1	2
	□35-825195-31	. . . BARREL ASSY,SHOCK ABSORBER	1	3
- 19	□35-825195-27	. . . BRAZE ASSY,SHOCK ABSORBER BARREL	1	2
	35-825195-33	. . . BRAZE ASSY,SHOCK ABSORBER BARREL	1	3
	35-825195-33	. . . BRAZE ASSY,SHOCK ABSORBER BARREL	1	3
- 20	□45-825031	. . . BEARING,LOWER PISTON NOSE GEAR	1	1
	35-825195-15	. . . TUBE ASSY,SHOCK ABSORBER ORIFICE	1	1
- 21	35-825195-13	. . . TUBE,SHOCK ABSORBER ORIFICE	1	1
- 22	AN6230-2	. . . RING,O.	1	1
- 23	□35-380020-3	. . . RING,SHOCK ABSORBER PISTON	1	1
- 24	□111200-6	. . . RING,SNAP	1	1
- 25	□45-825032	. . . ADAPTER,NOSE GEAR PISTON SCRAPER	1	1
- 26	□AN6231A19	. . . SCRAPER,NOSE GEAR PISTON	1	1
- 27	□35-820130-2	. . . PAD,SHOCK ABSORBER	1	1
- 28	□35-825145	. . . DAMPENER ASSY,NOSE GEAR SHIMMY	1	1
		/SEE FIG. 40/		
		/ATTACHING PARTS/		
- 29	□AN3-6A/M/	. . . BOLT	1	
- 30	□1057395-ZK0190	. . . BUSHING	1	
	□AN960-10	. . . WASHER	1	
	□AN960-10L	. . . WASHER	1	
	□MS20365-1032	. . . NUT /SUPERSEDES AN365-1032/	1	

FIG. & INDEX NO.	PART NO.	1	2	3	4	5	6	7	DESCRIPTION	UNITS PER ASSY	USABLE ON CODE
38A-	□35-820107	KNEE ASSY,NOSE SHOCK ABSORBER UPPER TORQUE. /ATTACHING PARTS/	1	1
- 31	□35-820108	PIN,TORQUE KNEE	1	8
	35-825200	PIN,TORQUE KNEE	1	9
- 32	□AN392-23	PIN	1	
	□AN380-2-1	PIN,COTTER.	1	
- 33	□35-820107-5	KNEE,NOSE SHOCK ABSORBER UPPER TORQUE . /SUPERSEDES 35-820107-3/	1	1
- 34	□35-820123	BUSHING,UPPER KNEE.	2	1
- 35	□MS15002-1	FITTING,LUBRICATION	2	1
- 36	□1729	FITTING,LUBRICATION	1	1
- 37	□AN4-12/M/	BOLT.	1	
- 38	□35-820028	BUSHING,NOSE WHEEL TORQUE KNEE GRIP	1	1
	□100951S063ZZ	WASHER.	1	
	□100951S063YH	WASHER.	1	
	□AN310-4/M/	NUT	1	1
	□AN380-2-2	PIN,COTTER.	1	1
	□35-825193	KNEE ASSY,NOSE GEAR LOWER TORQUE. /ATTACHING PARTS/	1	1
- 39	□35-820132	PIN,NOSE WHEEL LOWER TORQUE KNEE.	1	
- 40	□AN392-21	PIN	1	
	□AN960-616	WASHER.	2	
	□AN380-2-1	PIN,COTTER.	1	
- 41	□35-825193-1	KNEE,NOSE GEAR LOWER TORQUE	1	1
- 42	□35-820123	BUSHING,LOWER KNEE.	2	1
- 43	□MS15002-1	FITTING,LUBRICATION	2	1
- 44	□1729	FITTING,LUBRICATION	1	1
- 45	□35-825195-601	STRUT ASSY,SHOCK ABSORBER LOWER /WELDED/.	1	11
	□35-825195-603	STRUT ASSY,SHOCK ABSORBER LOWER /FORGED/.	1	12
- 46	□35-820133	CLIP,NOSE WHEEL SCRAPER ATTACHING /ATTACHING PARTS/	1	1
- 47	□AN4-21A/M/	BOLT.	1	
	□AN960-416	WASHER.	1	
	□MS20365-428	NUT /SUPERSEDES AN365-428/.	1	
- 48	□35-825175-12	GUARD ASSY,NOSE WHEEL SCRAPER /SUPERSEDES 35-825175-6/	1	1
- 49	□35-825196-25	CABLE ASSY,GROUND /SUPERSEDES 45-361235/. /ATTACHING PARTS/	1	1
- 50	□96-810013	BOLT,LH SIDE /SUPERSEDES 96-820011/	1	
- 51	□AN4H3A/M/	BOLT,RH SIDE.	1	
- 52	□AN4H4A/M/	BOLT.	1	
	□AN960-416	WASHER.	6	
	□MS20365-428	NUT,LH SIDE /SUPERSEDES AN365-428/.	1	7
	□MS20364-428	NUT,LH SIDE /SUPERSEDES AN364-428/.	1	6
	35-825001-14	KIT,BALANCED WHEEL ASSY /TUBELESS/.	1	1
	35-825196-17	WHEEL ASSY,BALANCED /TUBE TYPE/ /ATTACHING PARTS/	1	5
- 53	□35-825195-35	WASHER,NOSE WHEEL AXLE. /SUPERSEDES 95-820000-1/	1	
- 54	□95-820000-3	WASHER,NOSE WHEEL AXLE.	1	
- 55	□AN7502-20	NUT,WHEEL BEARING RETAINING	1	
	□AN380-4-7	PIN,COTTER.	1	
	□9532669	WHEEL ASSY,NOSE /SUPERSEDES 9532102/.	1	1
	□9532926	WHEEL ASSY,NOSE	1	5
- 56	□95-32671	SUB ASSY,NOSE WHEEL LH. /SUPERSEDES 9524193/	1	1
	□9541899	SUB ASSY,NOSE WHEEL LH.	1	5
- 57	□LM67010XL	CUP,NOSE WHEEL BEARING.	1	1
	9525676	PLATE,DATA.	1	5

FIG. & INDEX NO.	PART NO.	1	2	3	4	5	6	7	DESCRIPTION	UNITS PER ASSY	USABLE ON CODE
38A- 58	□9524192	SUB ASSY,NOSE WHEEL RH.	1	1
	□9541898	SUB ASSY,NOSE WHEEL RH.	1	5
- 59	□LM67010XL	CUP,NOSE WHEEL BEARING.	1	1
	9525675	PLATE,DATA.	1	5
- 60	□LM67048XL	CONE,NOSE WHEEL BEARING	2	1
- 61	□AN6230B20	SEAL,NOSE WHEEL O RING.	1	1
- 62	□AN4-14A/M/	BOLT,NOSE WHEEL	3	1
	□AN960-416	WASHER.	6	1
	□AN960-516L	WASHER.	1	5
	□MS20365-428C	NUT,FLEX LOC /SUPERSEDES. 22FH428/	3	1
	9534587	BUSHING,VALVE STEM.	1	5
- 63	□5.00X5 4PTT	TIRE,FOUR PLY TUBE TYPE	1	5
	□5.00X5	TUBE,TIRE	1	5
	□5.00X5 4PTT	TIRE,FOUR PLY SIDE VALVE TUBELESS	1	1

CODE EFFECTIVITY

- 1 D-6562 AND AFTER
- 3 D-6992 AND AFTER
- 5 D-7662 AND AFTER
- 7 D-6562 THRU D-7309
- 9 D-8599 AND AFTER
- 11 D-6562 THRU D-7251
- 13 D-6562 THRU D-7280
- 15 D-7654 THRU D-8598

CODE EFFECTIVITY

- 2 D-6562 THRU D-6991
- 4 D-8599 AND AFTER
- 6 D-7310 AND AFTER
- 8 D-6562 THRU D-8598
- 10 D-7662 THRU D-8598
- 12 D-7252 AND AFTER
- 14 D-7281 THRU D-7653

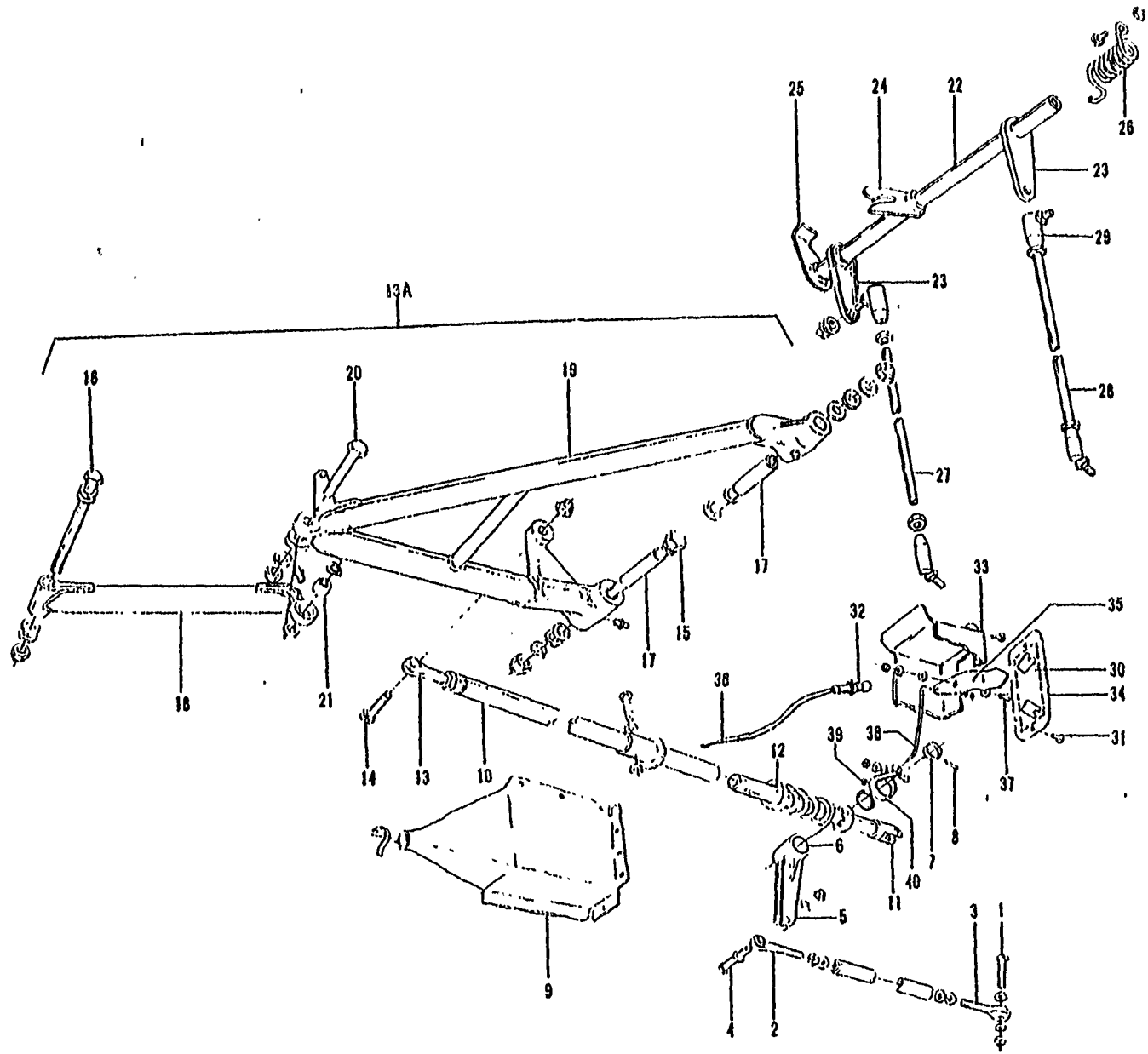


Figure 39. Nose Landing Gear Retract

MODEL 35 PARTS CATALOG

FIG. & INDEX NO.	PART NO.	DESCRIPTION	UNITS PER ASSY							USABLE ON CODE
			1	2	3	4	5	6	7	
39 -	35-825071	RETRACT INSTL,NOSE LANDING GEAR							NP	1
	35-825071-5	RETRACT INSTL,NOSE LANDING GEAR							NP	2
	35-825185	. ROD ASSY,NOSE GEAR RETRACT AFT.							1	1
	35-825185-14	. ROD ASSY,NOSE GEAR RETRACT AFT. /ATTACHING PARTS/							1	2
- 1	AN26-28	. BOLT.							1	
	AN960-616	. WASHER.							1	
	AN960-616L	. WASHER.							2	
	AN320-6	. NUT							1	
	MS24665-132	. PIN,COTTER /SUPERSEDES AN380-2-2/							1	
- 2	35-825185-4	. . BRAZE ASSY.							1	1
	35-825185-12	. . BRAZE ASSY.							1	2
	HMS5	. . END,ROD							1	1
	HMX5FG	. . END,ROD							1	2
	HMX5G	. . END,ROD /ALTERNATE FOR HMX5FG/							1	2
- 3	HML6	. . END,ROD							1	1
	HMXL6FG	. . END,ROD							1	2
	AN960-516L	. . WASHER.							1	1
	AN960-616L	. . WASHER.							1	
	AN960-716L	. . WASHER.							1	2
	AN316-5R	. . NUT							1	1
	AN316-6R	. . NUT							1	2
	AN316-6L	. . NUT							1	1
	AN316-7L	. . NUT							1	2
	SS51351	. PLUG,BUTTON							1	
- 4	35-820094	. ARM ASSY,NOSE GEAR RETRACT IDLER. /ATTACHING PARTS/							1	
	AN25-22	. BOLT.							1	
	AN960-516L	. WASHER.							2	
	100951CRO16YF	. WASHER.							2	
	AN320-5	. NUT							1	
- 5	MS24665-132	. PIN,COTTER /SUPERSEDES AN380-2-2/							1	
	35-820094-2	. . ARM,NOSE GEAR RETRACT IDLER							1	
	35-820094-4	. . BUSHING,NOSE GEAR RETRACT IDLER							1	
	35-820095	. COLLAR,NOSE GEAR RETRACT IDLER.							1	
	MS20392-1-37	. PIN,FLAT HEAD /SUPERSEDES AN392-37/							1	
	MS24665-130	. PIN,COTTER /SUPERSEDES AN380-2-1/							1	
	35-825076-1	. BOOT,NOSE GEAR RETRACT ROD.							1	
	35-825087-16	. ROD ASSY,FWD NOSE GEAR RETRACT LINK							1	
	35-825087-14	. . BRAZE ASSY.							1	
	35-825094-4	. . PLUNGER ASSY.							1	
- 12	35-825188	. . SPRING,NOSE GEAR RETRACT COMPRESSION.							1	
	45-824014	. . PIN,SHEAR NOSE RETRACT ROD.							1	
	AN960-D10L	. . WASHER.							1	
	MS24665-132	. PIN,COTTER /SUPERSEDES AN380-2-2/							1	
	HMX-5FG	. . END,ROD							1	
- 13	AN316-6R	. . NUT							1	
	AN960-616L	. . WASHER.							1	
	35-825107	. BRACE ASSY,NOSE GEAR RETRACT. /SUPERSEDES 35-825072/							1	1
- 14	95-824018	. BRACE ASSY,NOSE GEAR RETRACT. /ATTACHING PARTS/							1	2
	35-825108	. BOLT,NOSE GEAR LINK ROD							1	
- 15	AN6-30A	. BOLT.							1	
- 16	35-825084	. BOLT,LOWER DRAG LEG NOSE GEAR							1	3
	AN175-34	. BOLT.							1	4
- 17	AN6-36	. BOLT.							1	2
	35-825123	. BUSHING,NOSE GEAR DRAG LEG ATTACH							2	
	AN960-516	. WASHER.							4	1
	AN960-616	. WASHER.							4	2
	AN960-616L	. WASHER.							8	
	AN960-616L	. WASHER.							2	

FIG. & INDEX NO.	PART NO.	DESCRIPTION	UNITS PER ASSY	USABLE ON CODE
		1 2 3 4 5 6 7		
39 -	AN320-5	. NUT	1	
	AN310-5	. NUT	1	1
	AN310-6	. NUT	1	2
	AN365-624	. NUT	2	
	MS24665-132	. PIN,COTTER /SUPERSEDES AN380-2-2/	2	
	MS24665-132	. PIN,COTTER /SUPERSEDES AN380-2-2/	1	
	AN380-2-3	. PIN,COTTER.	1	2
- 18	35-825080	. . LEG ASSY,DRAG	NP	3
	35-825107	. . LEG ASSY,DRAG /SUPERSEDES 35-825080-10/	NP	
	45-825080	. . LEG ASSY,DRAG	NP	2
- 19	35-825072	. . BRACE ASSY,V NOSE GEAR /ORDER 35-825107/.	NP	1
	95-824019	. . BRACE ASSY,V NOSE GEAR.	NP	2
		/ATTACHING PARTS/		
- 20	AN175-14A	. . BOLT /SUPERSEDES NAS55A14/.	1	
- 21	35-810122-1	. . BUSHING,RETRACT BRACE GRIP.	1	
		/SUPERSEDES 35-810122/		
	AN960-516	. . WASHER.	1	
	AN960-716	. . WASHER.	2	
	MS20365-524	. . NUT /SUPERSEDES AN365-524/.	1	
	35-825117-4	. . SHAFT ASSY,NOSE GEAR DOOR ACTUATOR.	1	1
	35-825117-6	. . SHAFT ASSY,NOSE GEAR DOOR ACTUATOR.	1	2
- 22	35-825117-2	. . TUBE,NOSE GEAR DOOR ACTUATOR.	1	
- 23	35-825119	. . ARM,NOSE GEAR DOOR ACTUATOR	1	
- 24	35-825120	. . CATCH,NOSE GEAR DOOR ACTUATOR	1	1
	45-824011	. . CATCH,NOSE GEAR DOOR ACTUATOR	1	2
- 25	35-825118	. . STOP,NOSE GEAR DOOR ACTUATOR SHAFT.	1	
- 26	35-825074	. . SPRING,NOSE GEAR DOOR OPERATING	1	
	35-825191-1	. . ROD ASSY,LH	1	
	35-825191-3	. . ROD ASSY,RH	1	
		/ATTACHING PARTS/		
	AN960-10	. . WASHER.	4	
	MS20364-1032	. . NUT /SUPERSEDES AN364-1032/	2	
- 27	35-825191-5	. . ROD,LH.	1	
- 28	35-825191-7	. . ROD,RH.	1	
	AN315-3R	. . NUT	2	
- 29	B40-1	. . JOINT,BALL /SUPERSEDES 316/	2	
- 30	35-815148-9	. . PLACARD,LANDING GEAR VISUAL INDICATOR	1	1
	35-815144	. . INDICATOR ASSY,LANDING GEAR VISUAL.	1	1
	35-815239	. . INDICATOR ASSY,LANDING GEAR VISUAL.	1	2
		/ATTACHING PARTS/		
- 31	PK56Z-8-12	. . SCREW	2	1
	MS20392-1-58	. . PIN	1	2
	AN960PD6	. . WASHER.	1	2
	MS24665-130	. . PIN,COTTER /SUPERSEDES AN380-2-1/	1	2
		. . PIN,COTTER.		2
- 32	35-815144-2	. . BULB.	1	1
	53R	. . LAMP.	1	2
- 33	35-815146	. . BRACKET ASSY,POSITION INDICATOR	1	1
- 34	35-815147	. . FACE,LANDING GEAR INDICATOR	1	1
	35-815239-11	. . ESCUTCHEON,POSITION INDICATOR	1	2
		/ATTACHING PARTS/		
	NAS384-8-6P	. . SCREW	2	
	NAS385-17	. . NUT	2	
- 35	35-815145	. . INDICATOR,LANDING GEAR POSITION	1	1
	35-815239-7	. . INDICATOR,LANDING GEAR POSITION	1	2
- 36	YZ18H1	. . CONNECTOR	1	1
	MS20365-832	. . NUT /SUPERSEDES AN365-832/.	1	1
	AMP32445	. . CONNECTOR	1	2
- 37	AN515-8-6	. . SCREW	2	1
	AN3-17	. . BOLT.	1	2
	AN960-8	. . WASHER.	2	1
	AN960-10L	. . WASHER.	1	2
	MS20364-1032	. . NUT	1	2
	35-815239-9	. . LINK,NOSE GEAR POSITION INDICATOR	1	2

FIG. & INDEX NO.	PART NO.	DESCRIPTION							UNITS PER ASSY	USABLE ON CODE
		1	2	3	4	5	6	7		
39 -	35-815239-5	.	.	BRACKET,NOSE GEAR POSITION INDICATOR.	1	2
	35-815240	.	.	PLACARD,NOSE GEAR POSITION INDICATOR.	1	2
- 38	35-815133	.	.	LINK,LANDING GEAR POSITION INDICATOR.	1	1
		/ATTACHING PARTS/								
- 39	A6595-1	.	.	FASTENER.	2	
	AN960-3	.	.	WASHER.	2	
- 40	35-825111	.	.	BRACKET,LANDING GEAR POSITION INDICATOR	1	1

CODE EFFECTIVITY

1 D-4866 THRU D-6561
 3 D-4866 THRU D-5279,
 D-5352 AND D-5353

CODE EFFECTIVITY -

2 D-6562 AND AFTER
 4 D-5280 THRU D-6561
 EXCEPT D-5352 AND
 D-5353

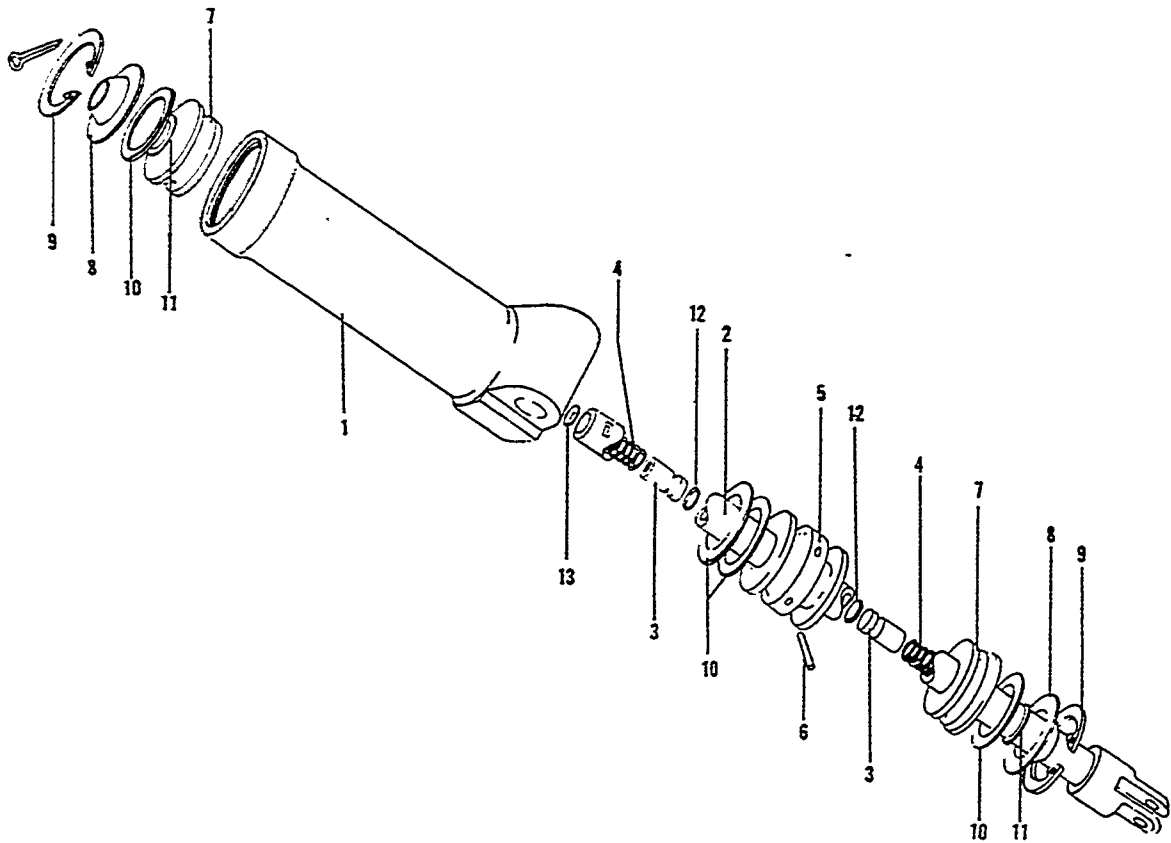


Figure 40. Shimmy Dampener

FIG. & INDEX NO.	PART NO.	DESCRIPTION								UNITS PER ASSY	USABLE ON CODE	
			1	2	3	4	5	6	7			
40	□35-825145	DAMPENER ASSY,SHIMMY /SEE FIG. 38 & 38A FOR NHA/									REF	
-	1 □35-825146	• BARREL,SHIMMY DAMPENER.										1
-	2 □35-825148	• ROD,SHIMMY DAMPENER PISTON.										1
-	3 □35-825152	• PISTON,FLOATING										2
-	4 □100943ZE316G	• SPRING,FLOATING PISTON.										2
-	5 □35-825147	• PISTON,SHIMMY DAMPENER.										1
-	6 □102809-093-025	• PIN,PISTON RETAINING.										1
-	7 □35-825151	• END,SHIMMY DAMPENER										2
-	8 □111190-14	• RING,PISTON SCRAPER										2
-	9 □NAS50-93	• RING,INTERNAL RETAINER.										2
-	10 □AN6227-13	• PACKING,O RING HYDRAULIC.										4
-	11 □AN6227-7	• PACKING,O RING HYDRAULIC.										2
-	12 □AN6227-1	• PACKING,O RING HYDRAULIC.										2
-	13 AN960-3	• WASHER FLAT										1
	AN380-3-3	• PIN,COTTER.										1

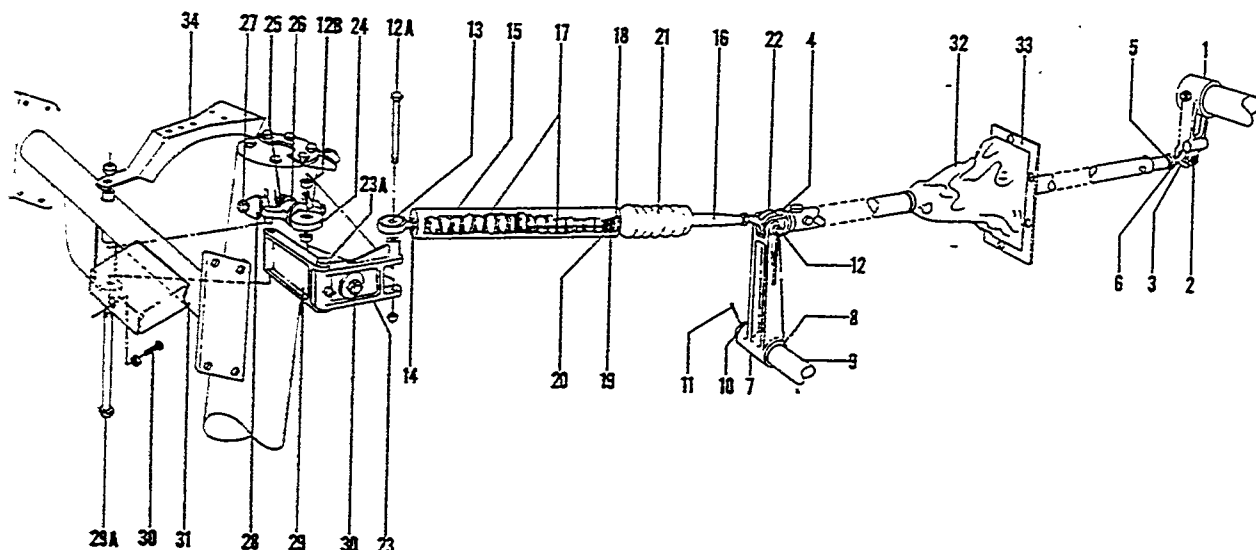


Figure 41. Nose Wheel Steering

FIG. & INDEX NO.	PART NO.	1	2	3	4	5	6	7	DESCRIPTION	UNITS PER ASSY	USABLE ON CODE
41 -	35-825160								STEERING INSTL, NOSE WHEEL	NP	
- 1	35-825054-5								. ARM, NOSE STEERING TORQUE /SEE FIG. 31/.	1	3
	35-825044-4								. ROD ASSY, NOSE GEAR STEERING AFT	1	
- 2	AN4-13A								. BOLT.	1	
	AN960-416								. WASHER.	2	
	MS20365-428								. NUT /SUPERSEDES AN365-428/.	1	
- 3	MD46-15								. . . END, ROD	1	
- 4	35-820045								. . . END, AFT STEERING ROD.	1	
- 5	AN960-616L								. . . WASHER.	1	
- 6	AN316-6R								. . . NUT	1	
	35-825052								. . . ARM ASSY, STEERING ROD IDLER	1	
- 7	35-825052-2								. . . ARM, IDLER	1	
- 8	A799								. . . BUSHING, OILITE.	1	
- 9	35-825049								. . . SHAFT, IDLER ARM	1	
- 10	35-825051								. . . COLLAR, NOSE GEAR STEERING IDLER	1	
- 11	AN392-25								. . . PIN	1	
	35-825161								. . . LINK ASSY, FLEXIBLE STEERING	1	
	35-825160 SA2								. . . LINK ASSY, FWD NOSE WHEEL STEERING	1	
									/ATTACHING PARTS/		
- 12	AN24-25								. . . BOLT.	1	
	AN960-416L								. . . WASHER.	3	
	AN320-4								. . . NUT	1	
	MS24665-132								. . . PIN, COTTER /SUPERSEDES AN380-2-2/.	1	
- 12A	AN174-24A/M/								. . . BOLT /SUPERSEDES NASS4A24/.	1	
- 128	35-825053								. . . SPACER.	2	
	AN960-416								. . . WASHER.	2	
	MS20365-428								. . . NUT /SUPERSEDES AN365-428/.	1	

FIG. & INDEX NO.	PART NO.	1	2	3	4	5	6	7	DESCRIPTION	UNITS PER ASSY	USABLE ON CODE
41 - 13	HM4	.	.	.	END,ROD	.	.	.		1	
- 14	AN316-4R	.	.	.	NUT	.	.	.		2	
- 15	35-825165	.	.	.	BARREL ASSY,NOSE WHEEL STEERING	.	.	.		1	
- 16	35-825163	.	.	.	SHAFT ASSY,NOSE WHEEL STEERING.	.	.	.		1	
- 17	100943YD302C	.	.	.	SPRING.	.	.	.		2	
- 18	35-825164	.	.	.	BEARING,FLEXIBLE STEERING LINK.	.	.	.		1	
- 19	AN6227-13	.	.	.	RING,O.	.	.	.		1	
- 20	NAS50-87	.	.	.	RING,RETAINER	.	.	.		1	
- 21	3686	.	.	.	BOOT.	.	.	.		1	
- 22	35-825162	.	.	.	END,ROD	.	.	.		1	
	105740X-2L0104	.	.	.	BUSHING,PRESS FIT	.	.	.		2	
- 23	35-825173	.	.	.	LINK ASSY,NOSE WHEEL STEERING	.	.	.		1	
					/ATTACHING PARTS/						
- 23A	NAS54-16/M/	.	.	.	BOLT.	.	.	.		1	
	AN960-416	.	.	.	WASHER.	.	.	.		2	
	AN310-4	.	.	.	NUT	.	.	.		1	
	MS24665-132	.	.	.	PIN,COTTER /SUPERSEDES AN380-2-2/	.	.	.		1	
- 24	35-825006	.	.	.	EYE ASSY,NOSE GEAR STEERING	.	.	.		1	
					/ATTACHING PARTS/						
- 25	AN320-5	.	.	.	NUT	.	.	.		1	
	100951X063YH	.	.	.	WASHER.	.	.	.		1	
	AN380-2-3	.	.	.	PIN,COTTER.	.	.	.		1	
- 26	35-825007	.	.	.	YOKE ASSY,NOSE GEAR STEERING.	.	.	.		1	
- 27	35-825005	.	.	.	BOLT ASSY,STEERING YOKE ATTACHING	.	.	.		1	
- 28	35-825045	.	.	.	STOP,NOSE WHEEL LEFT.	.	.	.		1	
- 29	35-825035	.	.	.	LINK ASSY,NOSE GEAR STEERING IDLER CROSS.	.	.	.		1	
					/ATTACHING PARTS/						
- 29A	AN174-34	.	.	.	BOLT /SUPERSEDES NAS54-34/.	.	.	.		1	
	AN960-416	.	.	.	WASHER.	.	.	.		4	
	AN310-4	.	.	.	NUT	.	.	.		1	
	MS24665-132	.	.	.	PIN,COTTER /SUPERSEDES AN380-2-2/	.	.	.		1	
- 30	35-825046	.	.	.	BOLT,NOSE WHEEL STOP.	.	.	.		2	
	MS20364-428	.	.	.	NUT /SUPERSEDES AN364-428/.	.	.	.		3	
- 31	35-825166	.	.	.	CHANNEL ASSY,SUPPORT /SEE FIG. 7 FOR NHA/	.	.	.		REF	1
	35-825166-6	.	.	.	CHANNEL ASSY,SUPPORT /SEE FIG. 7 FOR NHA/	.	.	.		REF	2
- 32	35-825171-1	.	.	.	BOOT,NOSE WHEEL STEERING.	.	.	.		1	
- 33	35-825170	.	.	.	RING,NOSE WHEEL STEERING.	.	.	.		1	
- 34	35-410386-602	.	.	.	TRACK,NOSE WHEEL STRAIGHTENER	.	.	.		1	
					/SUPERSEDES 35-410338/						

CODE EFFECTIVITY

CODE EFFECTIVITY

- 1 D-4866 THRU D-5330
- D-5331 AND AFTER
- 3 D-4866 THRU D-6841

- 2 D-5331 AND AFTER

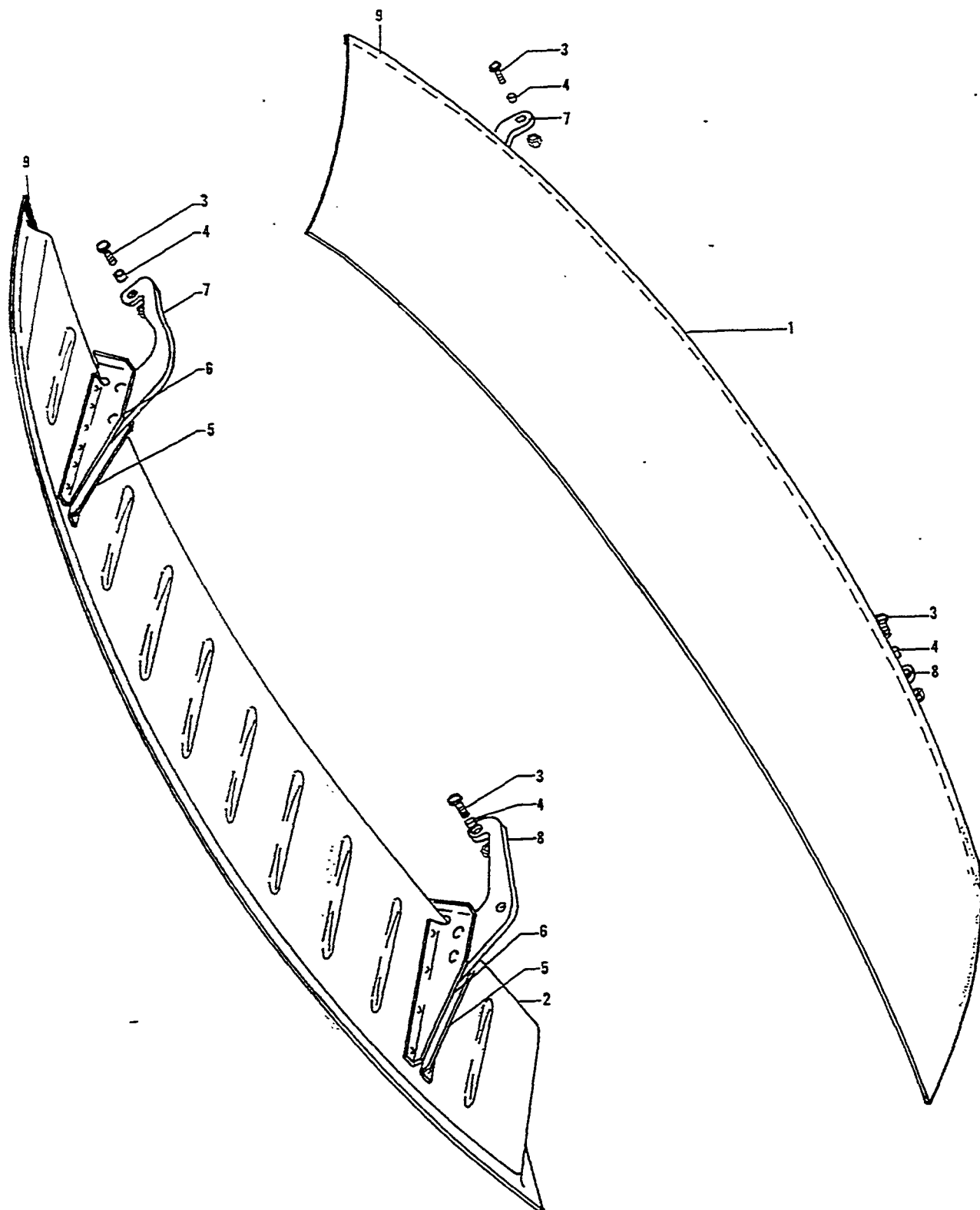


Figure 42. Nose Landing Gear Door

FIG. & INDEX NO.	PART NO.	DESCRIPTION							UNITS PER ASSY	USABLE ON CODE
		1	2	3	4	5	6	7		
42	35-410077	DOOR INSTL,NOSE LANDING GEAR LH	NP	1
	35-410077-28	DOOR INSTL,NOSE LANDING GEAR LH	NP	2
	35-410077-1	DOOR INSTL,NOSE LANDING GEAR RH	NP	1
	35-410077-29	DOOR INSTL,NOSE LANDING GEAR RH	NP	2
- 1	35-410077-2	. DOOR ASSY,NOSE LH	1	1
	35-410077-30	. DOOR ASSY,NOSE LH	1	2
- 2	35-410077-3	. DOOR ASSY,NOSE RH	1	1
	35-410077-31	. DOOR ASSY,NOSE RH	1	2
		/ATTACHING PARTS/								
- 3	AN3-6A	. BOLT	1	
- 4	1057395-ZG0250	. BUSHING	1	
	AN960-10	. WASHER	1	
	AN365-1032	. NUT	1	
- 5	35-410077-8	. . SUPPORT,HINGE LH	2	
- 6	35-410077-9	. . SUPPORT,HINGE RH	2	
- 7	35-410392	. . HINGE,NOSE WHEEL DOOR FWD	1	
- 8	35-410077-12	. . HINGE,NOSE WHEEL DOOR AFT	1	
- 9	35-410077-26	. STRIP,RUB	1	1
	35-410077-34	. STRIP,RUB	1	2

CODE EFFECTIVITY

CODE EFFECTIVITY

1 D-4866 THRU D-5725

2 D-5726 AND AFTER

MODEL 35 PARTS CATALOG

FIG. & INDEX NO.	PART NO.	DESCRIPTION	UNITS PER ASSY	USABLE ON CODE
43 -	35-815006-20	PLUMBING INSTL,SINGLE HYDRAULIC BRAKE	NP	5
	35-815243	PLUMBING INSTL,SINGLE HYDRAULIC BRAKE	NP	6
	□35-815180	. RESERVOIR ASSY,HYDRAULIC BRAKE FLUID.	1	7
	□35-815180-8	. RESERVOIR ASSY,HYDRAULIC BRAKE FLUID.	1	8
		/ATTACHING PARTS/		
	AN520-10-10	. SCREW	1	
	□AN960-10	. WASHER.	1	
	□AN365-1032	. NUT	1	
- 1	115136-4	. . CAN	1	7
	115136-12	. . CAN	1	8
- 2	35-815180-4	. . CAP ASSY,RESERVOIR.	1	7
	35-815180-10	. . CAP ASSY,RESERVOIR.	1	8
	35-815180-2	. . . CAP,RESERVOIR	1	7
	35-815180-12	. . . CAP,RESERVOIR	1	8
	AN526-632-40	. . . SCREW	1	9
	□AN960-6	. . . WASHER.	1	9
	35-815180-6	. . . SPACER,RESERVOIR CAP.	1	9
	10095100032VA	. . . WASHER.	1	9
	□AN365-632	. . . NUT	1	9
- 3	35-815006-22	. TUBE ASSY,BRAKE	1	7
	35-815243-1	. TUBE ASSY,BRAKE	1	8
- 4	AN823-4D	. ELBOW	1	9
- 5	□35-380065-1	. VALVE ASSY,PARKING BRAKE /SUPERSEDES A53T/.	1	9
		/ATTACHING PARTS/		
	□AN3-13A	. SCREW	2	
	□AN960-10L	. WASHER.	2	
	□AN365-1032	. NUT	2	
- 6	□AN822-4D	. ELBOW	1	9
- 7	□35-815189	. TUBE ASSY,BRAKE	1	9
- 8	□AN834-4D	. TEE	1	9
	□AN960-716	. WASHER.	1	9
	□AN924-4D	. NUT	1	9
- 9	35-815053	. TUBE ASSY,BRAKE	1	9
	□AN821-4D	. ELBOW	1	9
- 10	□MS28741-4-0100	. HOSE ASSY	1	9
	□106242-10-00800	. TUBING.	1	9
- 11	□35-815049	. CLAMP ASSY,TUBE SUPPORT	2	9
	□AN4-6	. . BOLT.	4	9
	□AN960-416	. . WASHER.	4	9
	AN365-428	. . NUT	4	9
	35-815006-4	. SHIM,HOSE	1	9
	35-815006-6	. SHIM,HOSE	1	9
	□AN823-4	. ELBOW	1	9
- 12	□VV15-625	. CYLINDER,MASTER /SEE FIG. 45/	2	5
	□VV15-625-1	. CYLINDER,MASTER /SEE FIG. 45/	2	6
		/ATTACHING PARTS/		
	□AN3-10	. BOLT.	2	
	□AN960-10	. WASHER.	2	
	□AN310-3	. NUT	2	
	□AN380-2-2	. PIN	2	
- 13	□AN823-4	. ELBOW	1	9
	MS28741-4-0107	. HOSE ASSY	1	9
	□106242-10-00800	. TUBING.	1	9
	□AN837-4D	. ELBOW	1	9
- 14	35-815069	. TUBE ASSY,BRAKE	1	9
	□AN815-4D	. UNION	1	9
- 15	35-815095	. TUBE ASSY,BRAKE	1	9
	□AN821-4D	. ELBOW	1	9
- 16	35-815006-8	. TUBE ASSY,BRAKE	1	9
	□AN833-4D	. ELBOW	1	9
	□AN960-716	. WASHER.	2	9
	□AN924-4D	. NUT	2	9
- 17	□35-815006-12	. TUBE ASSY,BRAKE	1	9

MODEL 35 PARTS CATALOG

FIG. & INDEX NO.	PART NO.	1	2	3	4	5	6	7	DESCRIPTION	UNITS PER ASSY	USABLE ON CODE
43 - 18	□35-815054	TUBE ASSY, BRAKE	1	9
	□AN824-4D	ELBOW	1	9
- 19	□MS28741-4-0100	HOSE ASSY	1	9
	□106242-10-00800	TUBING	1	9
	□AN816-4	UNION	1	9
	□AN823-4	ELBOW	1	9
- 20	MS28741-4-0107	HOSE ASSY	1	9
	106242-10-00800	TUBING	1	9
	□AN837-4D	ELBOW	1	9
	□AN960-716	WASHER	1	9
	□AN924-4D	NUT	1	9
- 21	35-815037	BRACKET, TUBE SUPPORT	1	9
		/ATTACHING PARTS/		
	AN520-10-8	SCREW	2	
	□AN960-10	WASHER	2	
- 22	35-815048	TUBE ASSY, BRAKE	1	9
- 23	35-815071	TUBE ASSY, BRAKE	1	1
	95-815005-3	TUBE ASSY, BRAKE	1	2
	AN823-4D	UNION	1	9
	□AN960-716	WASHER	1	9
	□AN924-4D	NUT	1	9
- 24	35-815092	TUBE ASSY, BRAKE	1	1
	95-814005-9	TUBE ASSY, BRAKE	1	2
	AN915-4D	UNION	1	9
- 25	35-815006-10	TUBE ASSY, BRAKE	1	9
	□AN837-4D	ELBOW	1	9
- 26	□35-815006-13	TUBE ASSY, BRAKE	1	9
- 27	35-815036	BRACE ASSY, RUDDER PEDAL	2	3
		/ATTACHING PARTS/		
	□AN3-7	BOLT	2	
	□AN3-10	BOLT	2	
	□AN960-10	WASHER	2	
	□AN310-3	NUT	8	
	□AN380-2-2	PIN	4	
- 28	□35-944007-8	CONTROL ASSY, PARKING BRAKE	1	5
	□35-380049-7	CONTROL ASSY, PARKING BRAKE	1	6
		/ATTACHING PARTS/		
	AN935-616L	WASHER	1	
	□AN316-6R	NUT	1	
	□AN742-3	CLAMP	1	
	AN734-12	BRACKET	1	
	AN520-10-10	SCREW	2	
	□AN960-10	WASHER	3	
	□AN365-1032	NUT	2	
- 29	□35-815006-24	COVER, MASTER CYLINDER	2	4

CODE EFFECTIVITY

CODE EFFECTIVITY

- 1 D-4866 THRU D-6561
- 3 D-4866 THRU D-5330
- 5 D-4866 THRU D-6841
- 7 D-4866 THRU D-7309
- 9 D-4866 THRU D-7864

- 2 D-6562 THRU D-7864
- 4 D-6086 THRU D-7864 EXCEPT D-6146 THRU D-6158
- 6 D-6842 THRU D-7864
- 8 D-7310 THRU D-7864

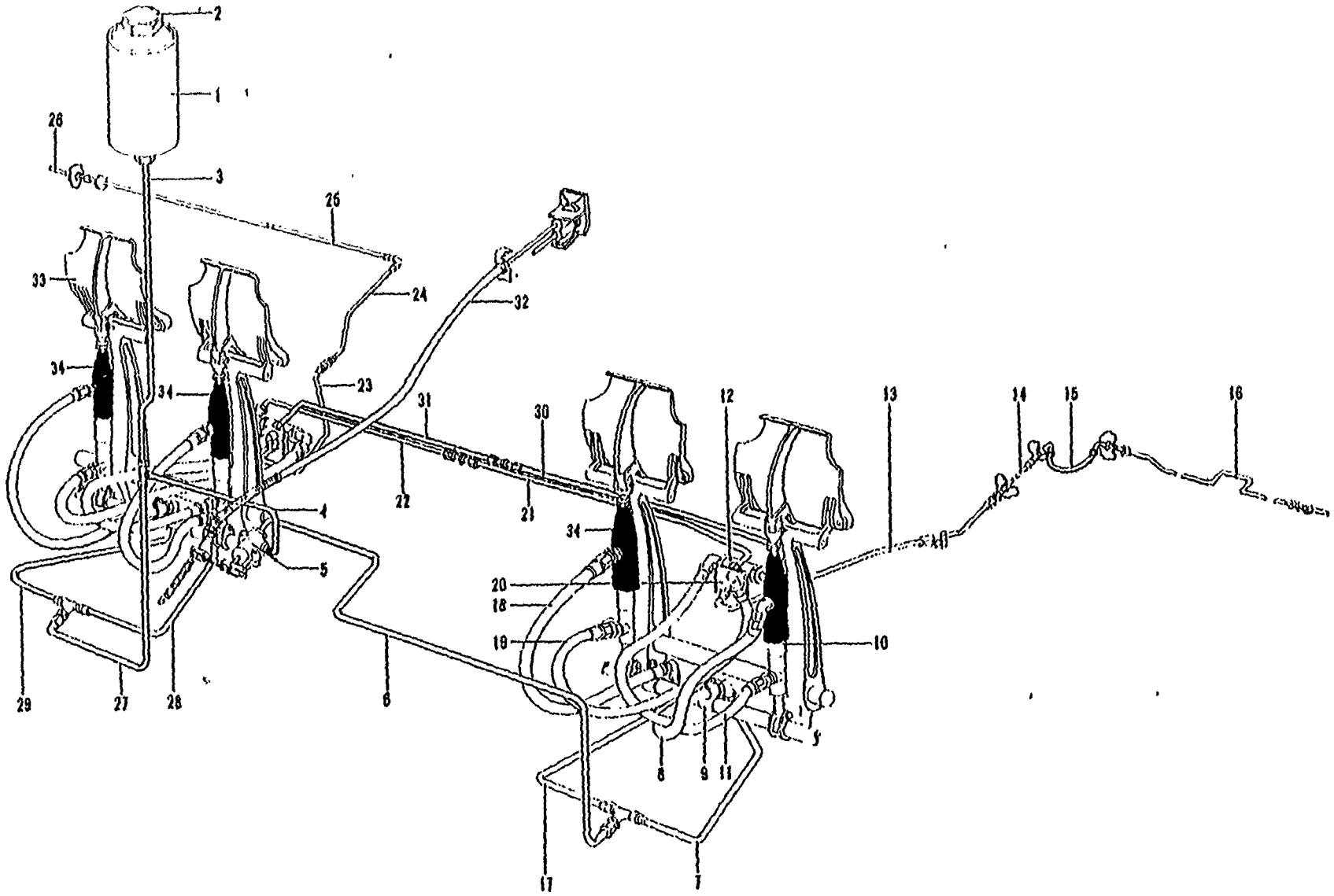


Figure 44. Dual Hydraulic Brake Plumbing (D-4868 thru D-7864)





MODEL 35 PARTS CATALOG

FIG. & INDEX NO.	PART NO.	1	2	3	4	5	6	7	DESCRIPTION	UNITS PER ASSY	USABLE ON CODE
44 -	35-815024-14								PLUMBING INSTL,DUAL HYDRAULIC BRAKES.	NP	1
	35-815024-20								PLUMBING INSTL,DUAL HYDRAULIC BRAKES.	NP	2
	35-815244								PLUMBING INSTL,DUAL HYDRAULIC BRAKES.	NP	7
	□35-815180								. RESERVOIR ASSY,HYDRAULIC BRAKE FLUID.	1	8
	□35-815180-8								. RESERVOIR ASSY,HYDRAULIC BRAKE FLUID.	1	4
									/SUPERSEDES 35-815180-10/		
- 1	□112136-4								. . CAN	1	8
	□112136-12								. . CAN	1	4
- 2	35-815180-4								. . CAN ASSY,RESERVOIR.	1	8
	□35-815180-2								. . . CAN,RESERVOIR	1	8
	35-815180-12								. . . CAN,RESERVOIR	1	4
- 3	□35-815176								. TUBE ASSY,BRAKE	1	1
	35-815024-24								. TUBE ASSY,BRAKE	1	9
	35-815244-3								. TUBE ASSY,BRAKE	1	4
	□AN824-4D								. TEE	1	10
- 4	35-815186								. TUBE ASSY,BRAKE	1	10
	□AN816-4D								. NIPPLE.	1	10
- 5	□35-380065-1								. VALVE ASSY,PARKING BRAKE /SUPERSEDES A53T/.	1	10
- 6	□35-815189								. TUBE ASSY,BRAKE	1	10
	□AN834-4D								. TEE	2	10
	□AN960-716								. WASHER.	2	10
	□AN924-4D								. NUT	2	10
- 7	35-815053								. TUBE ASSY,BRAKE	1	10
	□AN821-4D								. ELBOW	2	10
- 8	□MS28741-4-0100								. HOSE ASSY /SUPERSEDES AN6271-4-10/.	2	10
	106242-10-00800								. TUBING.	2	10
- 9	□35-815049								. CLAMP ASSY,TUBE SUPPORT	4	10
	35-815024-4								. SHIM,HOSE	4	10
	35-815024-6								. SHIM,HOSE	4	10
	□AN823-4D								. ELBOW	2	10
- 10	□VV15-625								. CYLINDER,MASTER /SEE FIG. 45/	4	3
									/PILOT & COPILOT SIDE/		
	□VV15-625-1								. CYLINDER,PILOTS MASTER /SEE FIG. 45/.	2	11
	□VV15-625								CYLINDER,COPILOTS MASTER /SEE FIG. 45/.	2	11
	□VV15-625-1								. CYLINDER,MASTER /SEE FIG. 45/	4	4
									/PILOT & COPILOT SIDE/		
									/ATTACHING PARTS/		
	□AN3-10/M/								. BOLT.	2	
	□AN960-10								. WASHER.	2	
	□AN310-3								. NUT	2	
	□MS24665-132								. PIN /SUPERSEDES	2	
	□AN823-4								. ELBOW	2	10
- 11	□AN6271-4-12								. HOSE ASSY	2	10
	106242-10-00800								. TUBING.	2	10
	□AN822-4D								. ELBOW	2	10
- 12	□50-380079								. VALVE,SHUTTLE /SUPERSEDES A22/.	2	10
									/SUPERSEDES 50-380079-1 &-3/		
- 13	35-815027								. TUBE ASSY,BRAKE	1	10
	□AN815-4D								. UNION	1	10
- 14	35-815095								. TUBE ASSY,BRAKE	1	10
	□AN824-4D								. ELBOW	1	10
- 15	35-815024-3								. TUBE ASSY,BRAKE	1	10
	AN833-4D								. ELBOW	1	10
	□AN960-716								. WASHER.	2	10
	□AN924-4D								. NUT	2	10
- 16	35-815024-12								. TUBE ASSY,BRAKE	1	10
- 17	□35-815054								. TUBE ASSY,BRAKE	1	10
	□AN821-4D								. ELBOW	2	10
- 18	□MS28741-4-0100								. HOSE ASSY /SUPERSEDES AN6271-4-10/.	2	10
	106242-10-00800								. TUBING.	2	10
	□AN816-4								. UNION	2	10
	□AN823-4								. ELBOW	2	10
- 19	□AN6271-4-10 7/8								. HOSE ASSY	2	10
	□AN837-4D								. ELBOW	2	10
	□AN960-716								. WASHER.	2	10
	□AN924-4D								. NUT	2	10

FIG. & INDEX NO.	PART NO.	DESCRIPTION	UNITS PER ASSY	USABLE CN CODE
44 - 20	35-815037	. BRACKET,HOSE SUPPORT. /ATTACHING PARTS/	2	10
	□AN960-10	. WASHER.	4	
	ANS20-10-8	. SCREW	4	
- 21	35-815048	. TUBE ASSY,BRAKE	1	1
	95-810019-9	. TUBE ASSY,BRAKE	1	6
	□AN815-4D	. UNION	1	10
- 22	35-815067	. TUBE ASSY,BRAKE	1	1
	95-810019-7	. TUBE ASSY,BRAKE	1	6
- 23	35-815028	. TUBE ASSY,BRAKE	1	1
	95-810019-17	. TUBE ASSY,BRAKE	1	6
	□AN832-4D	. UNION	1	10
	□AN960-716	. WASHER.	1	10
	□AN924-4D	. NUT	1	10
- 24	35-815092	. TUBE ASSY,BRAKE	1	1
	95-814005-9	. TUBE ASSY,BRAKE	1	6
	□AN815-4D	. UNION	1	10
- 25	35-815024-10	. TUBE ASSY,BRAKE	1	10
	□AN815-4D	. UNION	1	10
- 26	35-815024-13	. TUBE ASSY,BRAKE	1	10
- 27	35-815178	. TUBE ASSY,BRAKE	1	1
	35-815024-16	. TUBE ASSY,BRAKE	1	6
- 28	35-815058	. TUBE ASSY,BRAKE	1	1
	MS28741-4-0114	. HOSE ASSY,BRAKE	1	6
- 29	35-815057	. TUBE ASSY,BRAKE	1	1
	□MS28741-4-0102	. HOSE ASSY,BRAKE	1	6
- 30	35-815059	. TUBE ASSY,BRAKE	1	1
	95-810019-11	. TUBE ASSY,BRAKE	1	6
	□AN815-4D	. UNION	1	10
- 31	35-815047	. TUBE ASSY,BRAKE	1	1
	95-810019-13	. TUBE ASSY,BRAKE	1	6
- 32	□35-944007-8	. CONTROL ASSY,PARKING BRAKE.	1	8
	□35-380049-7	. CONTROL ASSY,PARKING BRAKE. /ATTACHING PARTS/	1	7
	AN935-616L	. WASHER.	1	
	□AN316-6R	. NUT	1	
- 33	□35-524011	. PEDAL,COPILOT RH RUDDER	1	10
	□95-810019-43	. PEDAL,COPILOT LH RUDDER /ATTACHING PARTS/	1	10
	□AN3-10/M/	. BOLT.	2	
	□AN960-10	. WASHER.	2	
	□AN310-3	. NUT	2	
	□MS24665-132	. PIN,COTTER /SUPERSEDES AN380-2-2/	2	
- 34	□35-815006-24	. COVER,MASTER CYLINDER	4	5

CODE EFFECTIVITY

- 1 0-4866 THRU 0-6561
- 3 0-4866 THRU 0-6841
- 5 0-6086 THRU 0-7864
EXCEPT 0-6146 THRU
0-6158
- 7 0-6842 THRU 0-7864
- 9 0-6562 THRU 0-7309
- 11 0-6842 THRU 0-7309

CODE EFFECTIVITY

- 2 0-6562 THRU 0-6841
- 4 0-7310 THRU 0-7864
- 6 0-6562 THRU 0-7864
- 8 0-4866 THRU 0-7309
- 10 0-4866 THRU 0-7864

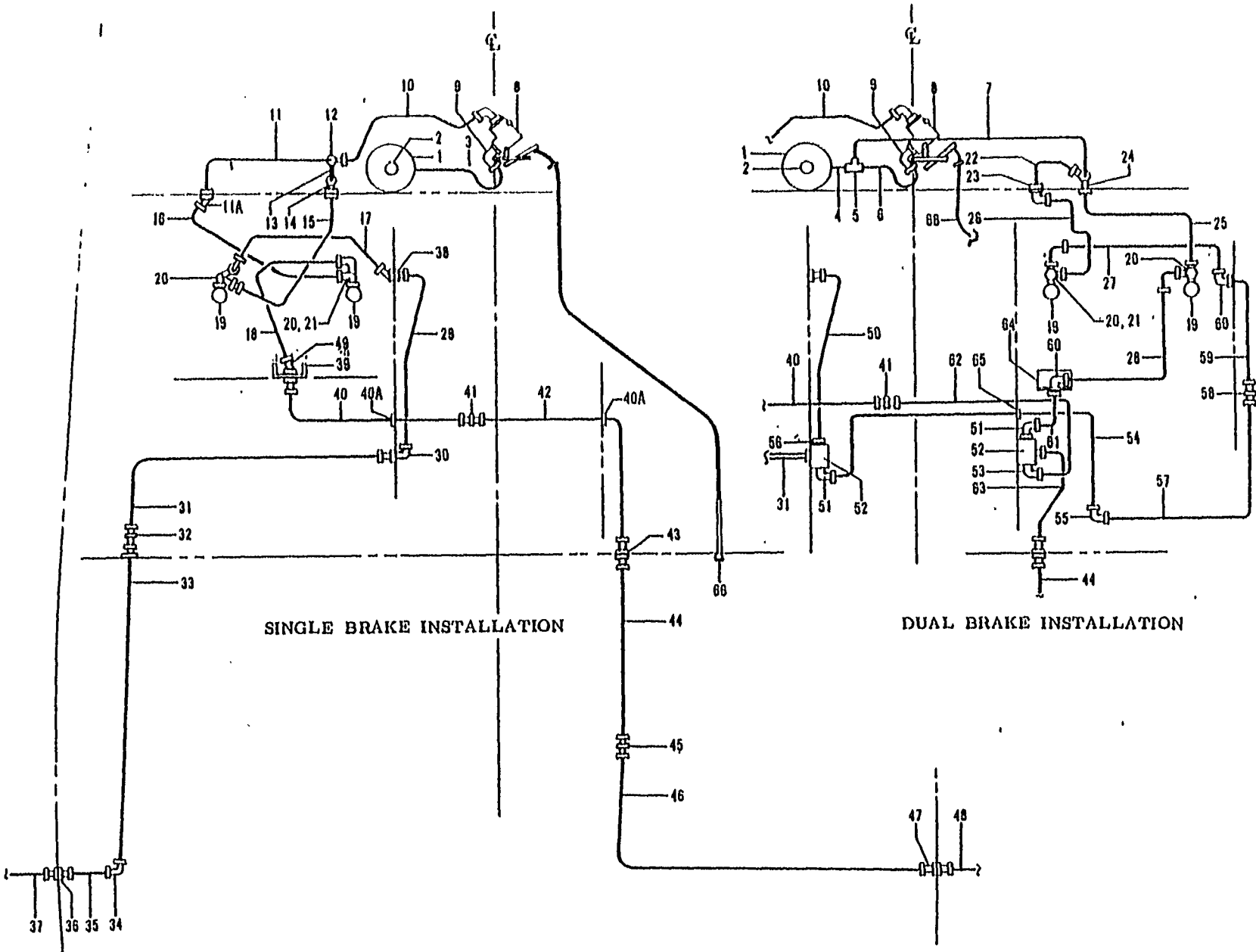


Figure 44A. Single And Dual Hydraulic Brake Plumbing (D-7865 And After)

FIG. & INDEX NO.	PART NO.	DESCRIPTION	UNITS PER ASSY	USABLE ON CODE
44A-	35-580000	PLUMBING INSTL,SINGLE HYDRAULIC BRAKES.	NP	1
	35-580000-41	PLUMBING INSTL,SINGLE HYDRAULIC BRAKES.	NP	2
	35-580001	PLUMBING INSTL,DUAL HYDRAULIC BRAKES.	NP	1
	35-580001-51	PLUMBING INSTL,DUAL HYDRAULIC BRAKES.	NP	2
	□35-815180-8	/SUPERSEDES 35-815180-10/ /ATTACHING PARTS/	1	
	AN520-10-10	. SCREW	1	
	□AN960-10	. WASHER.	1	
	□MS20365-1032	. NUT	1	
- 1	112136-12	. . . CAN,HYDRAULIC RESERVOIR	1	3
- 2	35-815180-12 CAN	1	3
	35-815180-6 SPACER.	1	3
	100951DD032VA WASHER.	1	3
	AN515-6-40 SCREW	1	3
	□AN960-6 WASHER.	1	3
	□MS20365-632 NUT /SUPERSEDES AN365-632/.	1	3
	112135 FITTING	1	3
	35-815243-1	. TUBE ASSY,BRAKE /SINGLE CONTROL ONLY/	1	1
- 3	35-580000-47	. TUBE ASSY,BRAKE /SINGLE CONTROL ONLY/	1	2
	35-815244-3	. TUBE ASSY,BRAKE DUAL CONTROL.	1	1
- 4	35-580001-57	. TUBE ASSY,BRAKE DUAL CONTROL.	1	2
	MS24402D4	. TEE	1	1
- 5	□AN824-4D	. TEE	1	2
	35-815186	. TUBE ASSY,BRAKE DUAL CONTROL.	1	1
- 6	35-580001-53	. TUBE ASSY,BRAKE DUAL CONTROL.	1	2
	35-580001-7	. TUBE ASSY,BRAKE DUAL CONTROL.	1	1
- 7	35-580001-55	. TUBE ASSY,BRAKE DUAL CONTROL.	1	2
- 8	□35-380065-1	. VALVE ASSY /SUPERSEDES A53T/.	1	3
		/ATTACHING PARTS/		
	□AN3-13A/M/	. BOLT.	2	
	□AN960-10	. WASHER.	2	
	□MS20365-1032	. NUT	2	
- 9	MS20823D4	. ELBOW	1	3
	35-580000-7	. TUBE ASSY,BRAKE SINGLE & DUAL CONTROL	1	1
- 10	35-580000-31	. TUBE ASSY,BRAKE SINGLE & DUAL CONTROL	1	2
	□MS21919DG4	. CLAMP,TUBE SUPPORT.	1	3
	□100696DZF020	. SPACER,CLAMP.	1	3
	□AN515-8R20	. SCREW,CLAMP	1	3
	130008-1032	. NUTPLATE.	1	3
	35-580000-3	. TUBE ASSY,BRAKE SINGLE & DUAL CONTROL	1	1
- 11	35-580001-27	. TUBE ASSY,BRAKE SINGLE & DUAL CONTROL	1	2
- 11A	□AN837-4D	. ELBOW	1	3
	□AN960-716L	. WASHER,ELBOW.	1	3
	□AN924-4D	. NUT,ELBOW	1	3
- 12	□AN824-4D	. TEE	1	2
- 13	35-580000-39	. TUBE ASSY,BRAKE SINGLE & DUAL CONTROL	1	2
	AN804-4D	. TEE	1	1
- 14	□AN833-4D	. ELBOW	1	2
	□AN960-716L	. WASHER,TEE OR ELBOW	1	3
	□AN929-4D	. NUT,TEE OR ELBOW.	1	3
- 15	35-580010-5	. HOSE ASSY,PILOT LH PEDAL.	1	3
- 16	35-580010-7	. HOSE ASSY,PILOT RH PEDAL.	1	3
- 17	35-580010-9	. HOSE ASSY,PILOT LH PEDAL.	1	3
- 18	35-580010-3	. HOSE ASSY,PILOT RH PEDAL.	1	3
- 19	□96-380034-3	. CYLINDER,MASTER /SEE FIG. 45/ /SUPERSEDES VV15-625-2/ /ATTACHING PARTS/	4	3
	□AN3-10/M/	. BGLT.	2	
	□AN960-10	. WASHER.	2	
	□AN310-3	. NUT	2	
	□MS24665-132	. PIN,COTTER /SUPERSEDES AN380-2-2/	2	

FIG. & INDEX NO.	PART NO.	DESCRIPTION	UNITS PER ASSY	USABLE ON CODE
		1 2 3 4 5 6 7		
44A-	□35-815006-24	. COVER, MASTER CYLINDER	4	3
- 20	□MS20822-4D	. ELBOW, MASTER CYLINDER	6	3
- 21	□AN816-4	. NIPPLE, MASTER CYLINDER	2	3
- 22	□35-580001-11	. TUBE ASSY /DUAL BRAKES/	1	3
- 23	□AN833-4D	. ELBOW	1	3
	□AN960-716L	. WASHER	2	3
	□AN924-4D	. NUT	2	3
- 24	AN804-4D	. TEE	1	3
- 25	35-580010-13	. HOSE ASSY, COPILOT RH PEDAL	1	3
- 26	□35-580010-15	. HOSE ASSY, COPILOT LH PEDAL	1	3
- 27	□35-580010-11	. HOSE ASSY, COPILOT LH PEDAL	1	3
- 28	35-580010-1	. HOSE ASSY, COPILOT RH PEDAL	1	3
- 29	35-580000-23	. TUBE ASSY, BRAKE /SINGLE CONTROL ONLY/	1	3
- 30	□AN833-4D	. ELBOW /SINGLE CONTROL ONLY/	1	3
	□AN960-716L	. WASHER /SINGLE CONTROL ONLY/	1	3
	□AN924-4D	. NUT /SINGLE CONTROL ONLY/	1	3
- 31	35-580000-11	. TUBE ASSY, SINGLE & DUAL CONTROL	1	3
- 32	□AN815-4D	. UNION	1	3
- 33	35-815095	. TUBE ASSY	1	3
- 34	□AN821-4D	. ELBOW	1	3
- 35	35-815006-8	. TUBE ASSY	1	3
- 36	□AN833-4D	. ELBOW	1	3
	□AN960-716	. WASHER	2	3
	□AN924-4D	. NUT	2	3
- 37	□35-815006-12	. TUBE ASSY	1	3
- 38	□AN837-4D	. ELBOW	1	3
	□AN960-716L	. WASHER	1	3
	□AN924-4D	. NUT	1	3
- 39	35-580000-25	. BRACKET	1	3
- 40	35-580000-15	. TUBE ASSY /SINGLE & DUAL CONTROL/	1	3
- 40A	739-4	. CLIP	2	3
		/ATTACHING PARTS/		
	ANS15-8-7	. SCREW	2	
	□AN960-8	. WASHER	2	
	□MS20365-832	. NUT /SUPERSEDES AN365-832/	2	
- 41	□AN815-4D	. UNION	1	3
- 42	35-580000-19	. TUBE ASSY /SINGLE CONTROL ONLY/	1	3
- 43	□AN832-4D	. UNION	1	3
	□AN960-716	. WASHER	1	3
	□AN924-4D	. NUT	1	3
- 44	95-814005-9	. TUBE ASSY	1	3
- 45	□AN815-4D	. UNION	1	3
- 46	35-815006-10	. TUBE ASSY	1	3
- 47	□AN837-4D	. ELBOW	1	3
- 48	35-815006-13	. TUBE ASSY	1	3
- 49	□AN837-4D	. ELBOW	1	3
	□AN960-716L	. WASHER	1	3
	□AN924-4D	. NUT	1	3
- 50	35-580001-3	. TUBE ASSY /DUAL CONTRL ONLY/	1	3
- 51	□MS20822-4D	. ELBOW	2	3
- 52	50-380079	. VALVE, SHUTTLE /SUPERSEDES A22, 50-380079-1	2	3
		AND 50-380079-3/		
	□AN924-4D	. NUT	2	3
- 53	MS20822-4D	. ELBOW	1	3
- 54	35-580001-19	. TUBE ASSY /DUAL CONTROL ONLY/	1	3
- 55	□AN821-4D	. ELBOW /DUAL CONTROL ONLY/	1	3
- 56	□AN816-4D	. NIPPLE	1	3
- 57	35-580001-35	. TUBE ASSY /DUAL CONTROL ONLY/	1	3
- 58	□AN815-4D	. UNION	1	3
- 59	35-580001-27	. TUBE ASSY /DUAL CONTROL ONLY/	1	3
- 60	□AN833-4D	. ELBOW /SUPERSEDES MS2439404/	2	3
	□AN960-716L	. WASHER	2	3
	□AN924-4D	. NUT /SUPERSEDES MS2440004/	2	3
- 61	35-580001-23	. TUBE ASSY /DUAL CONTROL ONLY/	1	3
- 62	35-580001-15	. TUBE ASSY /DUAL CONTROL ONLY/	1	3



FIG. & INDEX NO.	PART NO.	DESCRIPTION	UNITS PER ASSY	USABLE ON CODE
44A- 63	35-580001-31	. TUBE ASSY /DUAL CONTROL ONLY/	1	3
- 64	35-580011-1	. BRACKET	1	3
	AN530-10-10	. SCREW,BRACKET ATTACHING	2	3
- 65	739-4	. CLIP.	1	3
		/ATTACHING PARTS/		
	AN515-8-7	. SCREW	2	
	AN960-8	. WASHER.	2	
	MS20365-832	. NUT /SUPERSEDES AN365-832/.	2	
- 66	35-380051-11	. CONTROL,PARKING BRAKE	1	3

CODE EFFECTIVITY

- 1 D-7865 THRU D-8035 EXCEPT D-7923
- 3 D-7865 AND AFTER

CODE EFFECTIVITY

- 2 D-7923 AND D-8036 AND AFTER

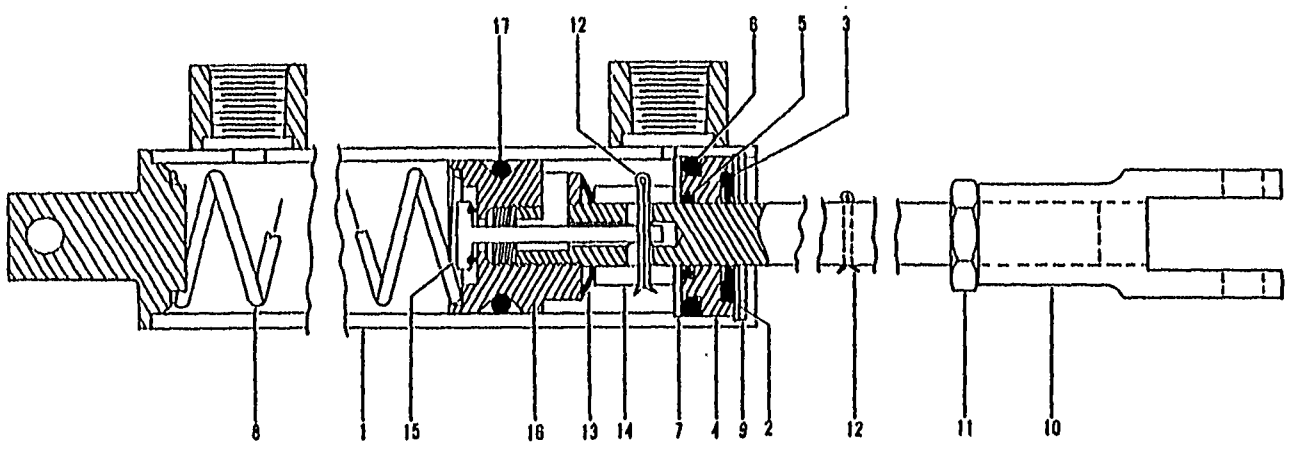


Figure 45. Brake Master Cylinder

MODEL 35 PARTS CATALOG

FIG. & INDEX NO.	PART NO.	DESCRIPTION	UNITS PER ASSY	USABLE ON CODE
		1 2 3 4 5 6 7		
45 -	□VV15-625	CYLINDER ASSY, BRAKE MASTER /PILOT SIDE/	2	1
	□VV15-625	CYLINDER ASSY, BRAKE MASTER /COPILOT SIDE/	2	2
	□VV15-625-1	CYLINDER ASSY, BRAKE MASTER /PILOT SIDE/	2	3
	□VV15-625-1	CYLINDER ASSY, BRAKE MASTER /COPILOT SIDE/	2	4
	□96-386034-3	CYLINDER ASSY, BRAKE MASTER /PILOT AND COPILOT /SUPERSEDES VV15-625-2/	4	5
	□A57G104	. BRAZE ASSY, CYLINDER	1	6
- 1	A57G393	. BRAZE ASSY, CYLINDER	1	5
	□A57G107	. WASHER, RETAINING.	1	6
- 2	A57G395	. WASHER, RETAINING.	1	5
	□109010	. WIPER, EQUI-FLEX ROD	1	6
- 3	A57G401	. WIPER, EQUI-FLEX ROD	1	5
	□A57G118	. BUSHING, PISTON GUIDE.	1	6
- 4	A57G399	. BUSHING, PISTON GUIDE.	1	5
	□AN622785	. RING, O.	1	6
- 5	□AN622786	. RING, O.	1	5
	□AN6227810	. RING, O.	1	6
- 6	AN6227811	. RING, O.	1	5
	□A57G107	. WASHER, RETAINING.	1	6
- 7	A57G395	. WASHER, RETAINING.	1	5
- 8	□A57G111	. SPRING, RETURN	1	
	□5000-68	. RING, SNAP	1	6
- 9	5000-77	. RING, SNAP	1	5
	□A57G105	. CLEVIS.	1	6
- 10	A57G400	. CLEVIS.	1	5
	□AN316-4R	. NUT, CHECK	1	6
- 11	□AN316-5R	. NUT, CHECK	1	5
- 12	AN380C2-2	. PIN, COTTER.	1	
	□A57G103	. VALVE ASSY, MASTER CYLINDER.	1	1
	□A57G336	. VALVE ASSY, MASTER CYLINDER.	1	3
	A57G394	. VALVE ASSY, MASTER CYLINDER.	1	5
	□3536-18	. SPRING, VALVE.	1	
- 13	3502-18-24P511	. WASHER, SHAKEPROOF	1	5
	□A57G109	. COLLAR, VALVE.	1	6
- 14	A57G011	. COLLAR, VALVE.	1	5
	□A57G113	. VALVE	1	6
- 15	□A47G032	. VALVE	1	5
	□A57G102	. PISTON & ROD.	1	1
	□A57G334	. PISTON & ROD.	1	3
- 16	A57G396	. PISTON & ROD.	1	5
- 17	□AN622789	. RING, O.	1	

CODE EFFECTIVITY	CODE EFFECTIVITY
1 D-4866 THRU D-6841	2 D-4866 THRU D-7309
3 D-6842 THRU D-7864	4 D-7310 THRU D-7864
5 D-7865 AND AFTER	6 D-4866 THRU D-7864

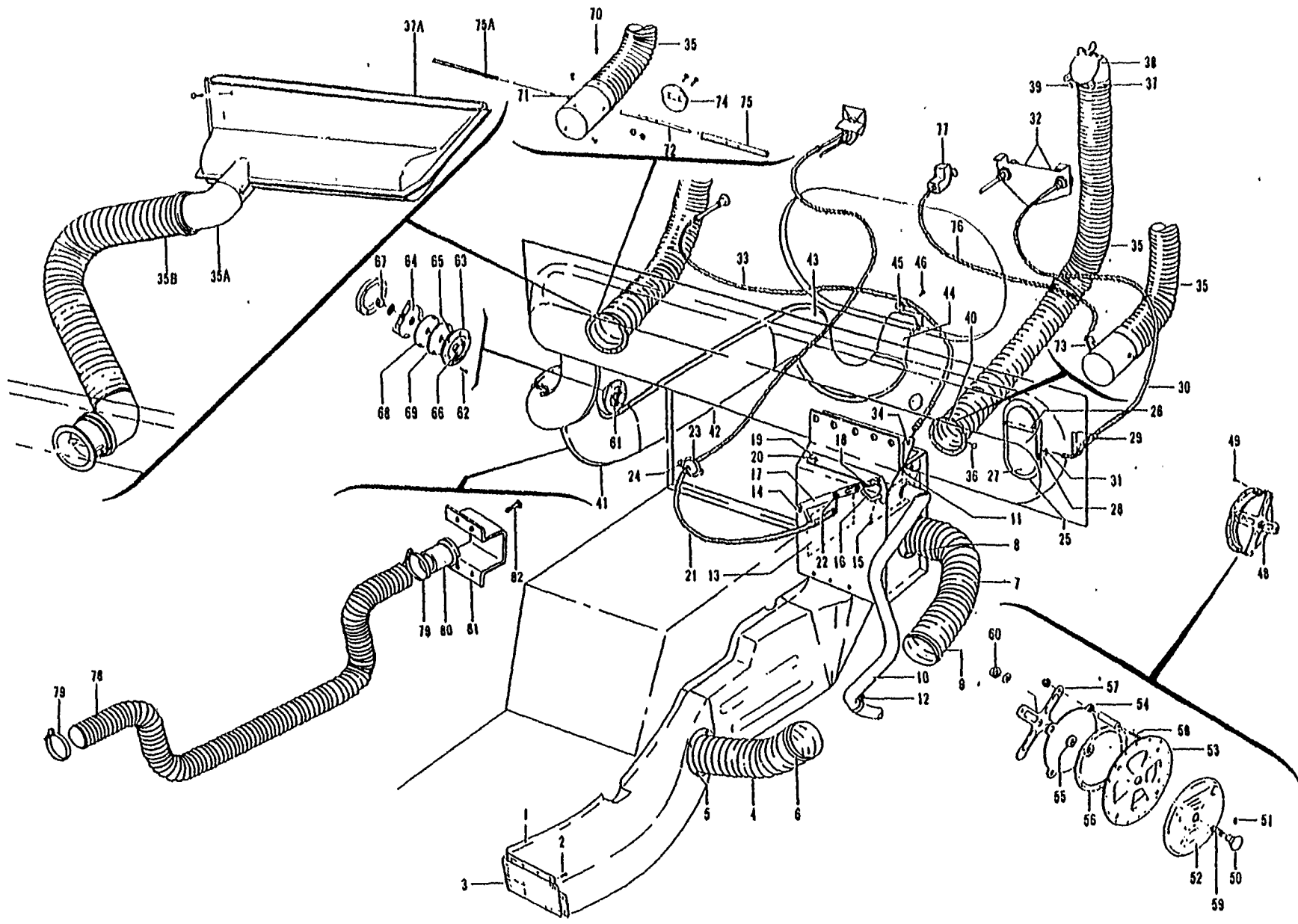


Figure 46. Cabin Heat & Vent (D-4886 thru D-7309)

FIG. & INDEX NO.	PART NO.	DESCRIPTION	UNITS PER ASSY	USABLE ON CODE
46 -	35-550501	HEAT & VENT INSTL,CABIN	NP	1
	35-550501-24	HEAT & VENT INSTL,CABIN	NP	2
	35-550559	HEAT & VENT INSTL,CABIN	NP	3
	35-550565-1	HEAT & VENT INSTL,CABIN	NP	14
	- 1	35-550502-605 /SPARE ASSY,SEE ADDENDUM/	NP	4
		35-550502-606 /ATTACHING PARTS/	NP	5
	- 2	AN530-6R6	14	
		AN960-6L	8	
		A1777-6Z-3	8	
	- 3	35-550087	1	19
	- 4	115167CXZ120333 /ATTACHING PARTS/	1	19
	- 5	AN530-6R6	5	
	- 6	NO NUMBER	1	
	- 7	115167DXZ120684 /ATTACHING PARTS/	1	19
	- 8	AN530-6R6	4	
	- 9	NO NUMBER	1	
	- 10	35-554030-1 /SUPERSEDES 35-554030/ /ATTACHING PARTS/	1	19
	- 11	PK54Z-6-5	2	
	- 12	AN742D24	1	
	100696P-ZL104	1		
	AN3-15A	1		
	AN960-10	1		
	MS20365-1032 /SUPERSEDES AN365-1032/	1		
	35-550026-602	1	19	
- 13	35-550026-26	1	19	
- 14	35-550035	1	19	
- 15	35-550026-18	1	19	
- 16	35-550034	1	19	
- 17	35-550026-14	1	19	
- 18	100942H0022-22	1	19	
- 19	35-550026-44 /ATTACHING PARTS/	1	19	
- 20	AN530-8R6	2		
- 21	35-944007-2	1	1	
	35-944007-10 /ATTACHING PARTS/	1	13	
- 22	35-550520	1		
	AN960-10	1		
	102933S4ZJ0095	1		
	MS20365-1032 /SUPERSEDES AN365-1032/	1		
	3A1040-1	1	1	
	35-380051-1	1	14	
	3A1040-4	1	13	
	35-944009	1	13	
	112412	2	19	
	AN960-8	4	19	
	112413-2	2	19	
- 23	112436-6 /ATTACHING PARTS/	1	19	
- 24	49338	1		

FIG. & INDEX NO.	PART NO.	1	2	3	4	5	6	7	DESCRIPTION	UNITS PER ASSY	USABLE ON CODE
46 -	35-550022	OUTLET INSTL,PILOTS HEAT.	NP	4
	35-550024	FRAME ASSY,PILOTS HEAT DOOR	2	4
	35-550023	DOOR ASSY,PILOTS HEAT	2	4
	NO NUMBER	/ATTACHING PARTS/ PIN,COTTER /1/8 X 3/.	2	
- 25	35-550093	VENT INSTL,PILOTS HEAT.	NP	5
	35-550024-6	FRAME ASSY,PILOTS HEAT DOOR LH.	1	5
	35-550024-7	FRAME ASSY,PILOTS HEAT DOOR RH.	1	5
	35-550097-1	DOOR ASSY,PILOTS HEAT LH.	1	5
	NO NUMBER	/ATTACHING PARTS/ PIN,COTTER /.13 X 3/.	1	
- 26	NO NUMBER	PIN,COTTER /.13 X 3/.	1	
- 27	35-550097-3	DOOR,PILOTS HEAT LH	1	5
- 28	35-550097-7	CLIP,PILOTS HEAT DOOR	1	5
	35-550097-2	DOOR ASSY,PILOTS HEAT RH.	1	5
	NO NUMBER	/ATTACHING PARTS/ PIN,COTTER /.13 X 3/.	1	
- 29	35-550097-4	DOOR,PILOTS HEAT RH	1	5
	35-550097-7	CLIP,PILOTS HEAT DOOR	1	5
- 30	35-550096-3	BRACKET,HEAT & VENT DOOR CONTROL LH	1	5
	35-550096-4	BRACKET,HEAT & VENT DOOR CONTROL RH	1	5
- 31	WC122-2	CONTROL,SIDE VENT	2	5
	WC122-2	CONTROL,SIDE VENT	2	5
	35-380049-5	CONTROL,SIDE VENT	2	14
	NO NUMBER	/ATTACHING PARTS/ PIN,CONTROL ATTACHMENT.	2	
- 32	AN315-6R	NUT	2	
	MS20365-1032	NUT /SUPERSEDES AN365-1032/	2	
	AN936A616	WASHER.	2	
	AN960-10	WASHER.	2	
	102933S4ZG0080	SPACER.	2	
		NO NUMBER			
- 33	35-550099	PLACARD,CABIN VENTILATION	1	6
	35-550099-1	PLACARD,CABIN VENTILATION	1	7
	35-550114	PLACARD,CABIN VENT CONTROL.	1	3
- 34	35-550501-26	CONTROL ASSY,HEAT & VENT FIRE SHUTOFF DOOR.	1	19	
	NO NUMBER	/SPARE ASSY/ /ATTACHING PARTS/ PIN	1	
- 35	AN392-7	WASHER.	2	
	AN960-6	PIN,COTTER /SUPERSEDES AN380-2-1/	1	8
	MS24665-130	PIN,COTTER /SUPERSEDES AN380-2-2/	1	9
	MS24665-132			
- 35A	111728-6E6-50	DUCT,DEFROSTER /SUPERSEDES 35-550501-2/	2	10
	35-550501-28	DUCT,DEFROSTER.	2	11
	35-550501-28	DUCT,DEFROSTER.	1	3
- 35B	35-550565-3	DUCT,DEFROSTER.	1	14	
- 36	35-550565-5	DUCT,DEFROSTER.	1	14	
	NO NUMBER	/ATTACHING PARTS/ STUD.	8	1
- 37	NO NUMBER	TFE,1/4 X 16-1/2 WRAPLOCK	2	
- 37A	96-550010	DUCT INSTL,DEFROST.	NP	14
	96-550010-1	DUCT ASSY,DEFROST	1	14
	NO NUMBER	/ATTACHING PARTS/ SCREW	4	
	AN507-632R	SPACER.	4	
- 38	50-554100			
	35-550091	COLLAR,DEFROSTER DUCT UPPER	2	12
- 39	35-550091	COLLAR,DEFROSTER DUCT UPPER	1	3
	NO NUMBER	/ATTACHING PARTS/ SCREW	2	
- 40	AN530-6R6			
	35-415333	COLLAR,DEFROSTER DUCT LOWER	2	12
	35-415333	COLLAR,DEFROSTER DUCT LOWER	1	3

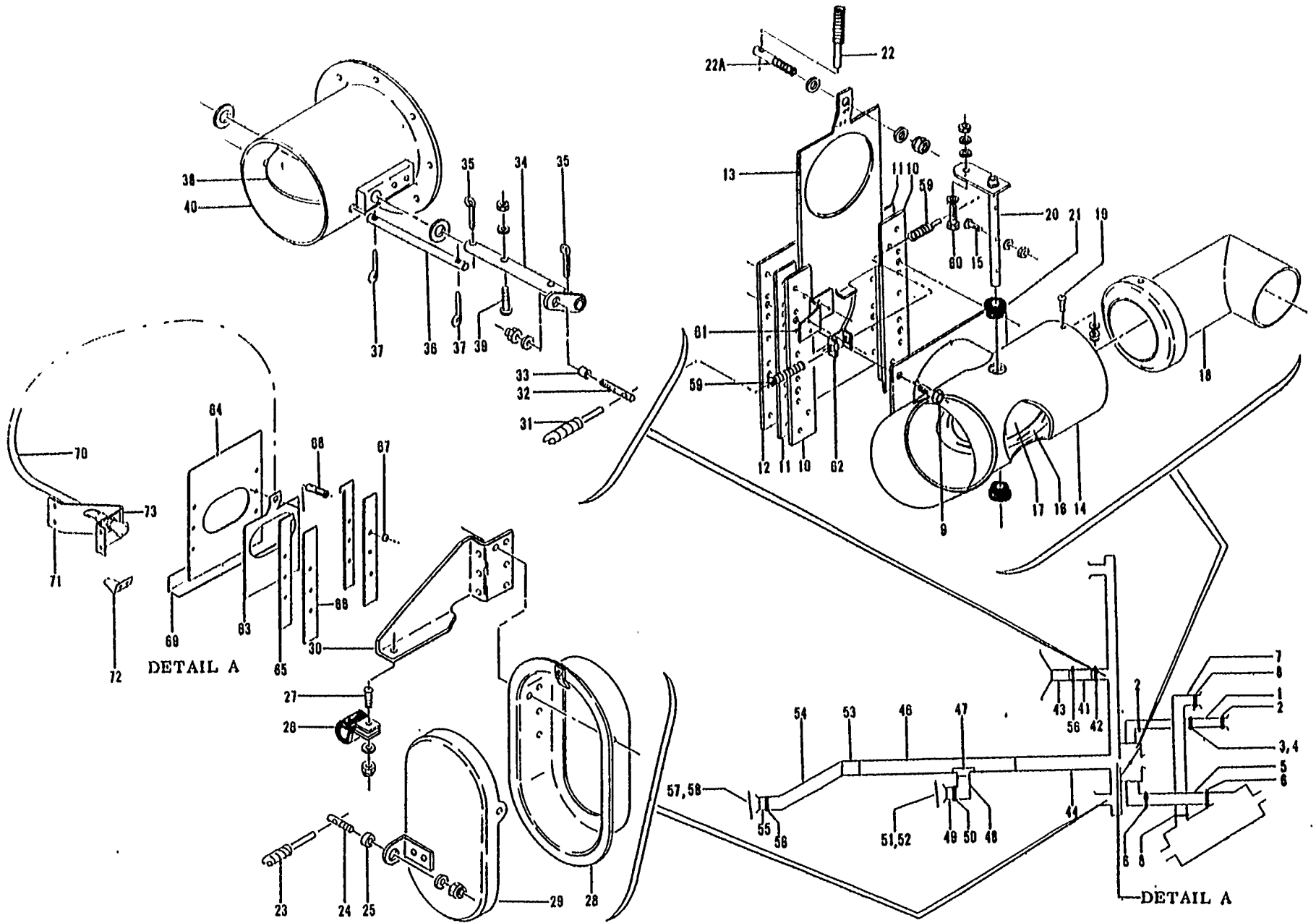
FIG. & INDEX NO.	PART NO.	1	2	3	4	5	6	7	DESCRIPTION	UNITS PER ASSY	USABLE ON CODE
46 - 41	35-550518-28	DUCT ASSY,CABIN COMPARTMENT	1	12
- 42	35-550518-30	DUCT ASSY,CABIN COMPARTMENT	1	12
- 43	35-550040-20	DUCT ASSY,CABIN COMPARTMENT	1	12
- 44	35-550040-18	DUCT ASSY,CABIN COMPARTMENT	1	12
- 45	35-550042	DEFLECTOR,REAR SEAT AIR	1	12
									/ATTACHING PARTS/		
- 46	AN530-6R6	SCREW	4	
- 48	35-550054	VALVE ASSY,CABIN PILOTS COLD AIR	1	
									/ATTACHING PARTS/		
- 49	NAS384-6-8P	SCREW	12	
- 50	35-550057	KNOB,PILOTS COLD AIR VALVE	1	
									/ATTACHING PARTS/		
- 51	AN565D6H4	SCREW	1	
	102808-4D012	WASHER	1	
- 52	35-550082	DIFFUSER ASSY,PILOTS COLD AIR VALVE	1	
	35-550082-2	DIFFUSER	1	
	102808-4F516	WASHER	1	
	L1148	KNOB	1	
									/ATTACHING PARTS/		
	AN530-6-6	SCREW	1	
	AN93686	WASHER	1	
	102808-4G012	WASHER	1	
- 53	35-550084	PLATE,PILOTS COLD AIR VALVE	1	
	35-550078	COLLAR,PILOTS COLD AIR VALVE	1	
	35-550079	DISC ASSY,PILOTS COLD AIR VALVE	1	
- 54	35-550079-2	DISC,PILOTS COLD AIR VALVE	1	
- 55	35-550075	NUT,PILOTS COLD AIR VALVE	1	
- 56	102808-4E324	WASHER	1	
- 57	35-550080	SPIDER,PILOTS COLD AIR VALVE	1	
									/ATTACHING PARTS/		
- 58	AN507-632-20	SCREW	4	
	102933D2ZK0875	SPACER	4	
	MS20364-632	NUT /SUPERSEDES AN364-632/	4	
- 59	35-550058-10	SCREW ASSY,PILOTS COLD AIR VALVE	1	
	35-550058-4	SCREW,PILOTS COLD AIR VALVE	1	
	35-550058-6	COLLAR,PILOTS COLD AIR VALVE SCREW	1	
									/ATTACHING PARTS/		
- 60	AN320-4	NUT	1	
	AN960-416L	WASHER	1	
	MS24665-132	PIN,COTTER /SUPERSEDES AN380-2-2/	1	
- 61	35-550055	VALVE ASSY,CABIN COLD AIR INLET	1	
									/ATTACHING PARTS/		
- 62	NAS384-6-16P	SCREW	6	
	35-550086	SPACER	1	
- 63	35-550059	CUP,CABIN COLD AIR VALVE	1	
- 64	35-550061	BRACKET,CABIN COLD AIR VALVE	1	
- 65	35-550060	COLLAR,CABIN COLD AIR VALVE	1	
- 66	35-550056	KNOB ASSY,CABIN COLD AIR VALVE	1	
									/ATTACHING PARTS/		
- 67	AN320-4	NUT	1	
	AN960-416L	WASHER	1	
	MS24665-132	PIN,COTTER /SUPERSEDES 380-2-2/	1	
	35-550057	KNOB,CABIN COLD AIR VALVE	1	
	35-550058-8	SCREW ASSY,CABIN COLD AIR VALVE	1	
	102808-4D012	WASHER	1	
- 68	35-550062	DISC ASSY,CABIN COLD AIR VALVE	1	
	35-550062-2	DISC,CABIN COLD AIR VALVE	1	

FIG. & INDEX NO.	PART NO.	DESCRIPTION	UNITS PER ASSY	USABLE ON CODE
46 -	35-550075	. . . NUT,CABIN COLD AIR VALVE.	1	
- 69	35-550063	. . . SEAL,CABIN COLD AIR VALVE	1	
	AN960-416	. . . WASHER.	1	
	35-550501-4	. . VALVE ASSY,DEFROSTER CONTROL LH	1	13
	35-550501-8	. . VALVE ASSY,DEFROSTER CONTROL RH	1	2
	35-550566	. . VALVE ASSY,DEFROSTER CONTROL.	1	14
		/ATTACHING PARTS/		
- 70	HS49356	. . STUD.	4	13
	AN530-10R6	. . SCREW	3	13
- 71	35-550501-14	. . DUCT ASSY,DEFROSTER VALVE	1	13
	35-550566-3	. . TUBE,DEFROSTER VALVE.	1	14
- 72	35-550501-6	. . SHAFT & LEVER ASSY,DEFROSTER LH	1	13
	35-550566-7	. . SHAFT ASSY,WELDED	1	14
- 73	35-550501-10	. . SHAFT,DEFROSTER RH.	1	13
		/ATTACHING PARTS/		
	AN960-516	. . WASHER.	1	
	AN380-2-3	. . PIN,COTTER.	1	
- 74	35-550501-20	. . VALVE,DEFROSTER	1	13
		/ATTACHING PARTS/		
	AN515-6R10	. . SCREW	2	
	AN960-6	. . WASHER.	2	
	MS20365-632	. . NUT /SUPERSEDES AN365-632/.	2	
- 75	35-550501-22	. . TUBE,DEFROSTER CONTROL CONNECTING	1	2
- 75A	414-183955-111	. . PIN,CONTROL STOP.	1	16
	AN380-2-3	. . PIN,COTTER.	1	16
- 76	WC122-58135/8-3	. . CONTROL,DEFROSTER	1	13
	35-380049-3	. . CONTROL,DEFROSTER	1	14
		/ATTACHING PARTS/		
	AN316-6R	. . NUT	1	13
	35-550520	. . PIN	1	14
	AN960-10L	. . WASHER.	1	14
	102933S4ZJ0095	. . SPACER.	1	14
	MS20365-1032	. . NUT /SUPERSEDES AN365-1032/.	1	14
- 77	35-344221-29	. . BRACKET ASSY,DEFROSTER CONTROL.	1	13
		/ATTACHING PARTS/		
	AN515-6R	. . SCREW	3	
	AN960-6	. . WASHER.	3	
	MS20365-632	. . NUT /SUPERSEDES AN365-632/.	3	
- 78	111716AX4XX114	. . DUCT,CABIN HEAT	1	3
	111716AX4XX135	. . DUCT,CABIN HEAT	1	17
	111716AX4XX127	. . DUCT,CABIN HEAT	1	18
- 79	105798-12	. . CLAMP /SUPERSEDES 105798-7/	2	3
- 80	95-550000-9	. . COLLAR ASSY	1	3
- 81	35-550565-9	. . DEFLECTOR	1	19
		/ATTACHING PARTS/		
- 82	AN515-8R	. . SCREW	4	
	AN960-8	. . WASHER.	4	

CODE EFFECTIVITY

CODE EFFECTIVITY

- | | |
|-----------------------|------------------------|
| 1 D-4866 THRU D-5725 | 2 D-5726 THRU D-6561 |
| 3 D-6562 THRU D-6841 | 4 D-4866 THRU D-5330 |
| 5 D-5331 THRU D-7309 | 6 D-5331 THRU D-6161 |
| 7 D-6162 THRU D-7309 | 8 D-4866 THRU D-6085 |
| 9 D-6086 THRU D-7309 | 10 D-4866 THRU D-6161 |
| EXCEPT D-6146 | |
| THRU D-6158 | |
| 11 D-6162 THRU D-6561 | 12 D-4866 THRU D-6561 |
| 13 D-5726 THRU D-6841 | 14 D-6842 THRU D-7309 |
| 15 D-4866 THRU D-6841 | 16 D-5726 THRU D-6561, |
| | D-6842 THRU D-7309 |
| 17 D-6842 THRU D-7159 | 18 D-7160 THRU D-7309 |
| 19 D-4866 THRU D-7309 | |



MODEL 35 PARTS CATALOG

Figure 46A. Cabin Heat And Vent (D-7310 thru D-8871)

FIG. & INDEX NO.	PART NO.	DESCRIPTION	UNITS PER ASSY	USABLE ON CODE
46A-	35-550115	HEAT & VENT INSTL	NP	1
- 1	115167DXX081343	DUCT,FRESH AIR TO AIR BOX	1	1
- 2	105798-12	CLAMP /SUPERSEDES 105798-7/	2	1
- 3	MS21919-32	CLAMP	1	1
		/ATTACHING PARTS/		
- 4	AN520-10R	SCREW	1	
	AN960-10	WASHER.	1	
	MS20365-1032	NUT	1	
- 5	115167DXX120523	DUCT,HEATED AIR TO AIR BOX.	1	1
- 6	105798-18	CLAMP /SUPERSEDES 105798-13/.	2	1
- 7	115167DXX121123	DUCT,FRESH AIR TO HEATER.	1	1
- 8	105798-18	CLAMP /SUPERSEDES 105798-13/.	2	1
	35-550115-1	BOX ASSY,HEAT	1	1
		/ATTACHING PARTS/		
- 9	AN3	BOLT.	4	
	AN960-10	WASHER.	4	
- 10	35-550115-3	STRIP	2	1
- 11	35-550115-5	SPACER.	2	1
- 12	35-550115-7	PLATE	1	1
	35-550115-67	BRACKET	1	1
- 13	35-550115-55	VALVE,FIREWALL SHUTOFF.	1	1
	35-550115-33	VALVE ASSY,REGULATOR.	1	1
- 14	35-550115-31	BODY ASSY,REGULATOR VALVE	1	1
	35-550115-41	BUTTERFLY VALVE ASSY.	1	1
		/ATTACHING PARTS/		
- 15	AN515-440	SCREW	3	
	AN960-4L	WASHER.	3	
	MS20365-440	NUT	3	
- 16	35-550115-39	SEAL,REGULATOR VALVE.	2	1
- 17	35-550115-53	BUTTERFLY,REGULATOR VALVE	1	1
- 18	35-550115-19	ELBOW	1	1
		/ATTACHING PARTS/		
- 19	AN515-8	SCREW	3	
	AN960-8	WASHER.	3	
	MS20365-832	NUT	3	
- 20	35-550115-23	SHAFT ASSY.	1	1
- 21	NA5557-4A	GROMMET	2	1
- 22	169-380005-11	CONTROL ASSY,FIRE SHUTOFF DOOR.	1	1
		/ATTACHING PARTS/		
- 22A	35-550520	PIN	1	
	AN960-10	WASHER.	2	
	102933S4ZJ0040	SPACER.	1	
	MS20364-1032	NUT	1	
- 23	35-380049-5	CONTROL ASSY,SIDE VENT.	2	4
	35-380051-9	CONTROL ASSY,SIDE VENT.	2	5
		/ATTACHING PARTS/		
- 24	35-550520	PIN	1	
- 25	102933S4ZG0080	SPACER.	1	
	AN960-10	WASHER.	1	
	MS20365-1032	NUT	1	
- 26	AN742-4	CLAMP	2	1
		/ATTACHING PARTS/		
- 27	AN515-8R	SEREW	1	
	AN960-8	WASHER.	1	
	MS20365-832	NUT	1	

FIG. & INDEX NO.	PART NO.	DESCRIPTION	UNITS PER ASSY	USABLE ON CODE
		1 2 3 4 5 6 7		
46A- 28	35-550024-6	. FRAME ASSY, SIDE VENT LH	1	1
	35-550024-7	. FRAME ASSY, SIDE VENT RH	1	1
- 29	35-550097-1	. DOOR ASSY, SIDE VENT LH.	1	1
	35-550097-2	. DOOR ASSY, SIDE VENT RH.	1	1
- 30	35-550096-3	. BRACKET, SIDE VENT LH.	1	1
	35-550096-4	. BRACKET, SIDE VENT RH.	1	1
- 31	35-380049-3	. CONTROL ASSY, DEFROSTER.	1	4
	35-380051-7	. CONTROL ASSY, DEFROSTER.	1	5
		/ATTACHING PARTS/		
- 32	35-550520	. PIN	1	
- 33	10293354ZJ0095	. SPACER.	1	
	AN960-10L	. WASHER.	1	
	MS20365-103Z	. NUT	1	

	35-550566	. VALVE ASSY, DEFROSTER.	1	1
- 34	35-550566-7	. . SHAFT ASSY, DEFROSTER VALVE.	1	1
		/ATTACHING PARTS/		
- 35	AN380-2-3	. . PIN, COTTER.	2	
	AN960-516L	. . WASHER.	2	

- 36	414-183955-111	. . PIN, STRAIGHT HEADLESS	1	1
		/ATTACHING PARTS/		
- 37	MS24655-13Z	. . PIN, COTTER /SUPERSEDES AN380-2-2/	2	

- 38	35-550501-20	. . BUTTERFLY, DEFROSTER VALVE	1	1
		/ATTACHING PARTS/		
- 39	AN515-6R10	. . SCREW	2	
	AN960-6	. . WASHER.	2	
	MS20365-63Z	. . NUT /SUPERSEDES AN365-63Z/.	2	

- 40	35-550566-3	. . BODY, DEFROSTER VALVE.	1	1
	35-550565-3	. . DUCT ASSY, DEFROSTER	1	1
- 41	95-554041-7	. . ELBOW ASSY.	1	1
	111716AX5XX44	. . DUCT.	1	1
- 42	AN737TW82	. CLAMP	1	1
	35-550565-5	. DUCT ASSY, DEFROSTER	1	2
	95-554041-7	. . ELBOW ASSY.	1	2
	96-550010	. . DUCT.	1	2
- 43	95-554041-7	. ELBOW	1	3
- 44	35-550567-27	. DUCT ASSY, CABIN AIR /SUPERSEDES 35-550567-1	1	1
		AND 35-550567-25/		
- 45		. DELETED		
- 46	35-550567-29	. DUCT ASSY, CABIN AIR /SUPERSEDES 95-550001-29/	1	1
	35-550567-35	. SHIM.	2	1
- 47	95-550001-33	. OUTLET ASSY, CABIN AIR	1	1
- 48	111716AX4XX15	. DUCT, CABIN AIR.	1	1
- 49	95-550000-9	. OUTLET ASSY, CABIN AIR	1	1
- 50	105798-12	. CLAMP /SUPERSEDES 105798-7/	1	1
- 51	35-550565-9	. DEFLECTOR	1	1
		/ATTACHING PARTS/		
- 52	AN515-8R	. SCREW	4	
	AN960-8	. WASHER.	4	

FIG. & INDEX NO.	PART NO.	1	2	3	4	5	6	7	DESCRIPTION	UNITS PER ASSY	USABLE ON CODE
46A- 53	95-550001-31	ADAPTER	1	1
- 54	111716AX5XX34	DUCT,CABIN AIR.	1	1
- 55	95-420016-45	WELD ASSY	1	1
- 56	105798-9	CLAMP	3	1
- 57	95-550001-35	DEFLECTOR	1	1
		/ATTACHING PARTS/		
- 58	AN530-6	SCREW	4	
- 59	35-380051-5	CONTROL ASSY,HEAT REGULATING.	1	1
		/ATTACHING PARTS/		
- 60	169-910021	BOLT.	1	
	AN960-10L	WASHER.	AR	
	AN960-10	WASHER.	AR	
	MS20365-1032	NUT	1	
- 61	35-550115-67	BRACKET,HEAT CONTROL.	1	1
- 62	169-910028-13	CLIP,HEATER CONTROL	1	1
		/ATTACHING PARTS/		
	AN520-10R	SCREW	1	
	AN960-10L	WASHER.	1	
	MS20365-1032	NUT	1	
	35-420013	AIR SHUT-OFF INSTL,AFT CABIN.	NP	6
	35-420013-1	DOOR ASSY,AFT CABIN AIR SHUT-OFF.	1	6
- 63	35-420013-3	DOOR,AFT CABIN AIR.	1	6
- 64	35-420013-5	PLATE	1	6
- 65	35-420013-7	SPACER.	1	6
- 66	35-420013-9	STRIP	2	6
- 67	AN960-3	WASHER /BETWEEN RIVET & PLASTIC SHEET/.	6	6
- 68	35-550520	PIN,CONTROL ATTACHING	1	6
	AN960-10	WASHER.	2	6
	102933542J0040	SPACER.	1	6
	MS20364-1032	NUT	1	6
- 69	35-420013-15	ANGLE	1	6
- 70	35-380051-7	CONTROL,AIR SHUT-OFF.	1	6
- 71	35-420013-13	BRACKET	1	6
		/ATTACHING PARTS/		
	AN515-8R	SCREW	4	
	AN960-8	WASHER.	4	
	MK1000-832	NUTPLATE.	4	
- 72	35-420013-17	BRACKET	1	6
	AN530-8R	SCREW	1	6
- 73	35-420011	PLACARD,CONTROL IDENTIFICATION.	1	6
		/ATTACHING PARTS/		
	AN530-4R4	SCREW	2	

CODE EFFECTIVITY

CODE EFFECITIVITY

- | | | | |
|---|--------------------|---|--------------------|
| 1 | D-7310 THRU D-8871 | 2 | D-7310 THRU D-8598 |
| 3 | D-8599 THRU D-8871 | 4 | D-7310 THRU D-8008 |
| 5 | D-8009 THRU D-8871 | 6 | D-7849 THRU D-8871 |

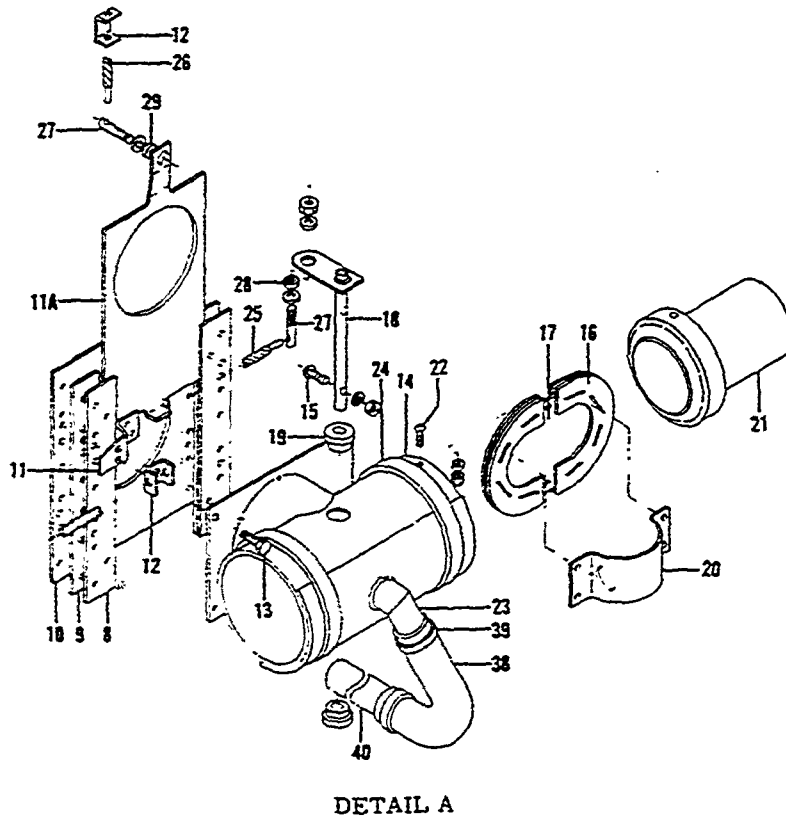
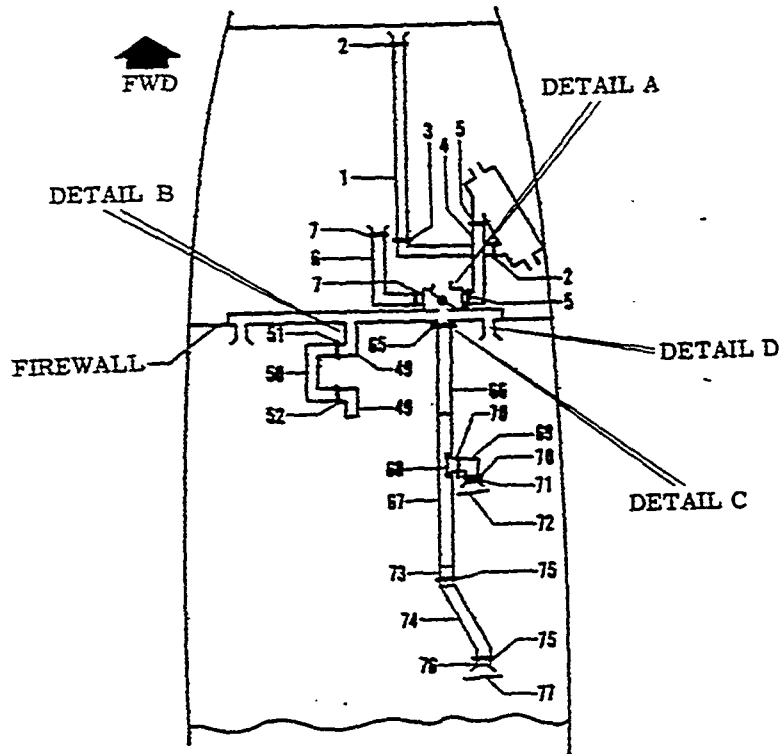


Figure 46B. Cabin Heat And Vent (D-8872 and After) (Sheet 1 of 2 Sheets)

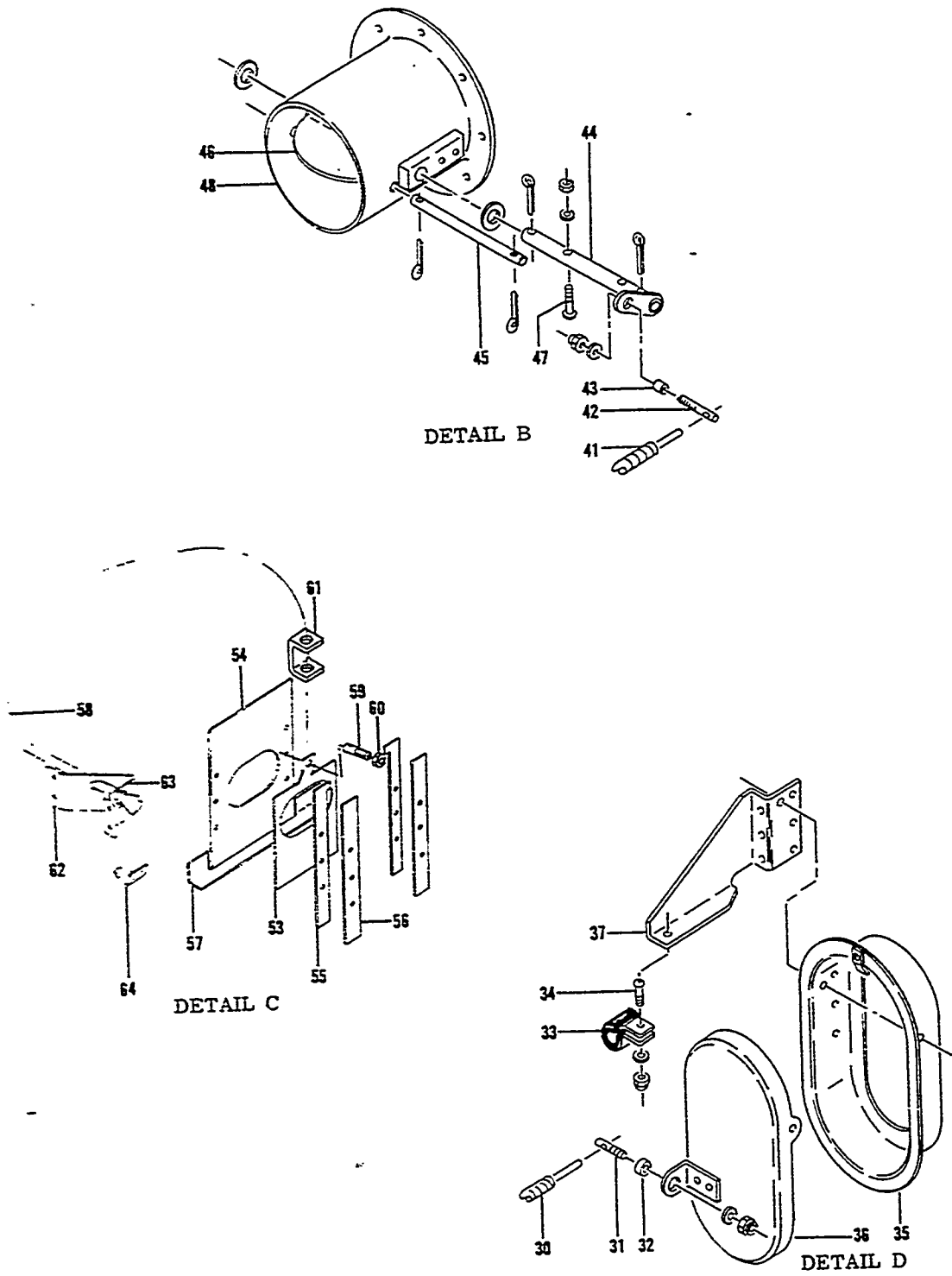


Figure 46B. Cabin Heat And Vent (D-8872 and After) (Sheet 2 of 2 Sheets)

FIG. & INDEX NO.	PART NO.	DESCRIPTION	UNITS PER ASSY	USABLE ON CODE
468-	35-550115	HEAT & VENT INSTL	NP	1
- 1	115167DXX121563	. DUCT,HEATER	1	1
- 2	105798-13	. CLAMP	2	1
- 3	MS21919-48	. CLAMP	1	1
		/ATTACHING PARTS/		
	AN3-4A	. BOLT	1	
	AN960-10L	. WASHER	1	
	MS20365-1032	. NUT	1	
- 4	35-550115-101	. DUCT,HEATER TO MIXER VALVE.	1	1
- 5	105798-13	. CLAMP	2	1
- 6	115167DXX081483	. DUCT,COLD AIR	1	1
- 7	105798-7	. CLAMP	2	1
	35-550115-1	. PLATE ASSY,FIREWALL SHUT-OFF VALVE.	1	1
- 8	35-550115-3	. GUIDE,SHUTOFF VALVE	2	1
- 9	35-550115-5	. SPACER	2	1
- 10	35-550115-7	. PLATE	1	1
- 11	35-550115-67	. BRACKET	1	1
- 11A	35-550115-55	. VALVE,FIREWALL SHUT-OFF	1	1
- 12	169-910028-13	. CLIP	2	1
	35-550115-85	. VALVE ASSY,MIXER.	1	1
		/ATTACHING PARTS/		
- 13	AN3	. BOLT	4	
	AN960-10	. WASHER	4	
- 14	35-550115-87	. BODY ASSY,VALVE	1	1
	35-550115-97	. BUTTERFLY ASSY.	1	1
		/ATTACHING PARTS/		
- 15	AN515-440	. SCREW	2	
	AN960-4L	. WASHER	2	
	MS20365-440	. NUT	2	
- 16	35-550115-39	. SEAL	4	1
- 17	35-550115-107	. BUTTERFLY	1	1
- 18	35-550115-23	. SHAFT ASSY,BUTTERFLY VALVE.	1	1
- 19	NAS557-4A	. GROMMET	2	1
- 20	35-554039	. VALVE,BLEED AIR SHUT-OFF.	1	1
- 21	35-550115-89	. END ASSY.	1	1
		/ATTACHING PARTS/		
- 22	AN515-8	. SCREW	3	
	AN960-8	. WASHER	3	
	MS20365-832	. NUT	3	
- 23	35-550115-83	. TUBE ASSY,BLEED AIR	1	1
- 24	AN737TW98	. CLAMP	2	1
- 25	35-380051-5	. CONTROL,MIXER VALVE	1	1
- 26	35-380051-11	. CONTROL,FIREWALL SHUT-OFF VALVE	1	1
		/ATTACHING PARTS/		
- 27	35-550520	. PIN	1	
- 28	102933S4ZJ0093	. SPACER.	1	
- 29	102933S4ZJ0040	. SPACER.	1	
	AN960-10	. WASHER	2	
	MS20364-1032	. NUT	1	
- 30	35-380051-9	. CONTROL ASSY,PILOT & COPILOT AIR.	2	1
		/ATTACHING PARTS/		
- 31	35-550520	. PIN	1	
- 32	102933S4ZG0080	. SPACER.	1	
	AN960-10	. WASHER	2	
	MS20365-1032	. NUT	1	
- 33	AN742-4	. CLAMP	1	
- 34	AN515-8R	. SCREW	1	
	AN960-8	. WASHER	1	
	MS20365-832	. NUT	1	

FIG. & INDEX NO.	PART NO.	DESCRIPTION	1 2 3 4 5 6 7							UNITS PER ASSY	USABLE ON CODE
			1	2	3	4	5	6	7		
46B- 35	35-550024-6	. FRAME ASSY,PILOT AIR.								1	1
	35-550024-7	. FRAME ASSY,COPILOT AIR.								1	1
- 36	35-550097-1	. DOOR ASSY,PILOT AIR								1	1
	35-550097-2	. DOOR ASSY,COPILOT AIR								1	1
- 37	35-550096-3	. BRACKET,PILOT AIR CONTROL								1	1
	35-550096-4	. BRACKET,COPILOT AIR CONTROL								1	1
- 38	115167DXX040303	. DUCT,BLEED AIR.								1	1
- 39	AN737RM46	. CLAMP								2	1
- 40	35-550115-75	. TUBE,BLEED AIR.								1	1
- 41	35-380051-7	. CONTROL,DEFROSTER								1	1
		/ATTACHING PARTS/									
- 42	35-550520	. PIN								1	
43	102933S4ZJ0095	. SPACER.								1	
	AN960-10L	. WASHER.								1	
	MS20365-1032	. NUT								1	
	35-550566	. VALVE ASSY,DEFROSTER.								1	1
- 44	35-550566-7	. . SHAFT ASSY,BUTTERFLY.								1	1
		/ATTACHING PARTS/									
	AN380-2-3	. . PIN,COTTER.								2	
	AN960-516L	. . WASHER.								2	
- 45	414-183955-111	. . PIN,STOP.								1	1
		/ATTACHING PARTS/									
	MS24665-132	. . PIN,COTTER /SUPERSEDES AN380-2-2/								2	
- 46	35-550501-20	. . BUTTERFLY								1	1
		/ATTACHING PARTS/									
- 47	AN515-6R10	. . SCREW								2	
	AN960-6	. . WASHER.								2	
	MS20365-1032	. . NUT /SUPERSEDES AN365-1032/								2	
- 48	35-550566-3	. . BODY,VALVE.								1	1
- 49	95-554041-7	. ELBOW,DEFROSTER								2	1
50	111716AX5XX44	. DUCT,DEFROSTER.								1	1
- 51	105798-9	. CLAMP								1	1
- 52	AN737TW82	. CLAMP								1	1
	35-420013	. SHUT-OFF INSTL,AFT CABIN AIR.								NP	1
	35-420013-1	. . DOOR ASSY,AIR SHUT-OFF.								1	1
- 53	35-420013-3	. . . DOOR,AIR SHUT-OFF								1	1
- 54	35-420013-5	. . . PLATE								1	1
- 55	35-420013-7	. . . SPACER.								2	1
- 56	35-420013-9	. . . STRIP,DOOR GUIDE.								2	1
- 57	35-420013-15	. . . ANGLE								1	1
- 58	35-380049-3	. . CONTROL,AIR SHUT-OFF.								1	1
		/ATTACHING PARTS/									
- 59	35-550520	. . PIN								1	
- 60	102933S4ZJ0040	. . SPACER.								1	
	AN960-10	. . WASHER.								2	
	MS20364-1032	. . NUT								1	
- 61	169-910028-13	. . CLIP.								1	1
- 62	35-420013-13	. . BRACKET,CONTROL								1	1
		/ATTACHING PARTS/									
	AN515-8R	. . SCREW								4	
	AN960-8	. . WASHER.								4	
- 63	35-420011	. . PLACARD,CONTROL INSTRUCTIONS.								1	1
		/ATTACHING PARTS/									
	AN530-4R4	. . SCREW								2	
- 64	35-420013-17	. . ANGLE,WHEEL WELL COVER.								1	1
		/ATTACHING PARTS/									
	NAS384-6P	. . SCREW								1	
	NAS390-6P	. . WASHER.								1	

FIG. E INDEX NO.	PART NO.	1	2	3	4	5	6	7	DESCRIPTION	UNITS PER ASSY	USABLE ON CODE
46B-	35-550567-31	DUCT INSTL,FUSELAGE HEAT AND VENT.	NP	1
- 65	35-550567-35	SHIM,SHUT-OFF VALVE	2	1
- 66	35-550567-27	DUCT.	1	1
- 67	35-550567-29	DUCT.	1	1
- 68	95-550001-33	OUTLET,DUCT	1	1
- 69	111716AX4XX15	DUCT.	1	1
- 70	AN737TW66	CLAMP	2	1
- 71	95-550000-9	OUTLET ASSY,AIR	1	1
- 72	35-550565-9	DEFLECTOR	1	1
		/ATTACHING PARTS/		
	AN960-8	WASHER.	2	
	AN515-8R	SCREW	2	
- 73	95-550001-31	ADAPTER	1	1
- 74	111716AX5XX34	DUCT.	1	1
- 75	AN737TW74-91	CLAMP	2	1
- 76	95-420016-45	DUCT ASSY,CARRY THRU STRUCTURE.	1	1
- 77	95-550001-35	DEFLECTOR	1	1
		/ATTACHING PARTS/		
	AN530-6	SCREW	4	

CODE EFFECTIVITY

1 D-887Z AND AFTER

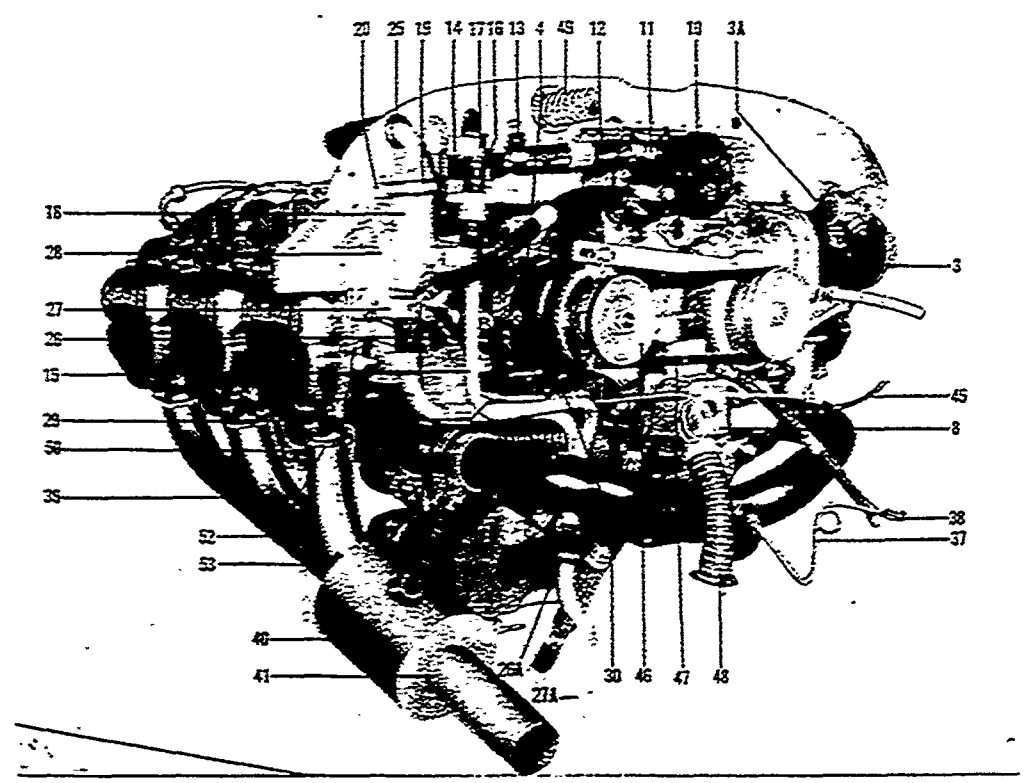
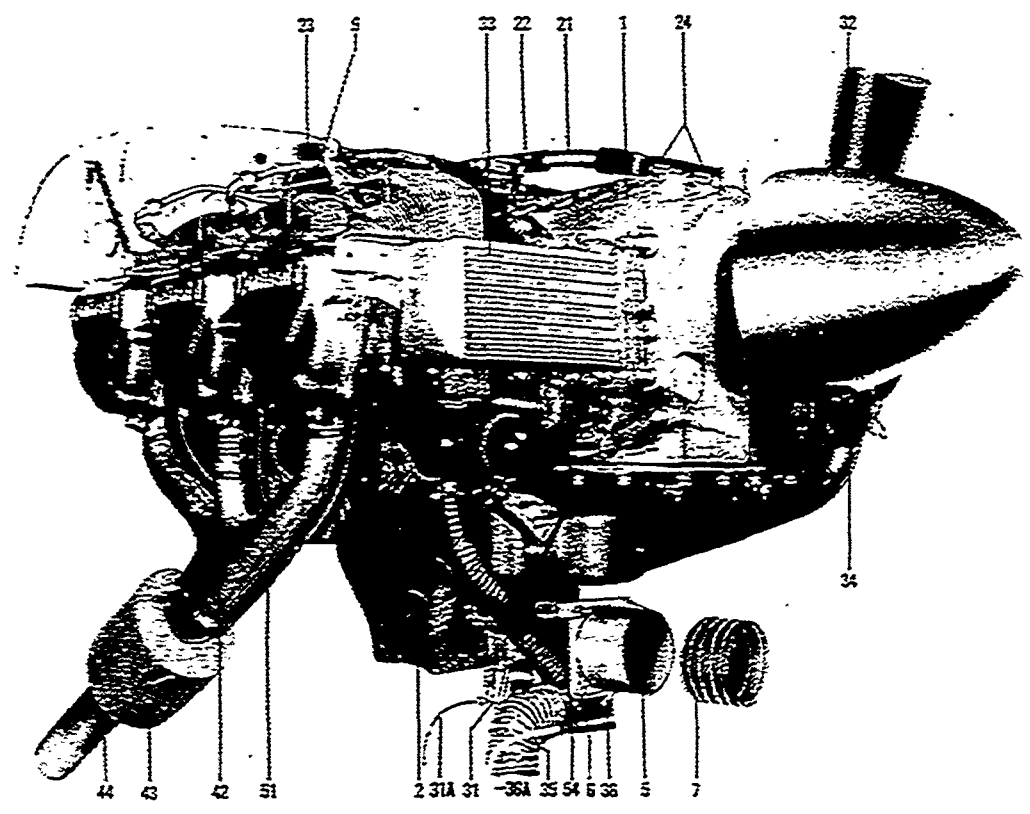


Figure 47. Power Plant (Sheet 1 of 2 Sheets) (D-4866 thru D-7309)

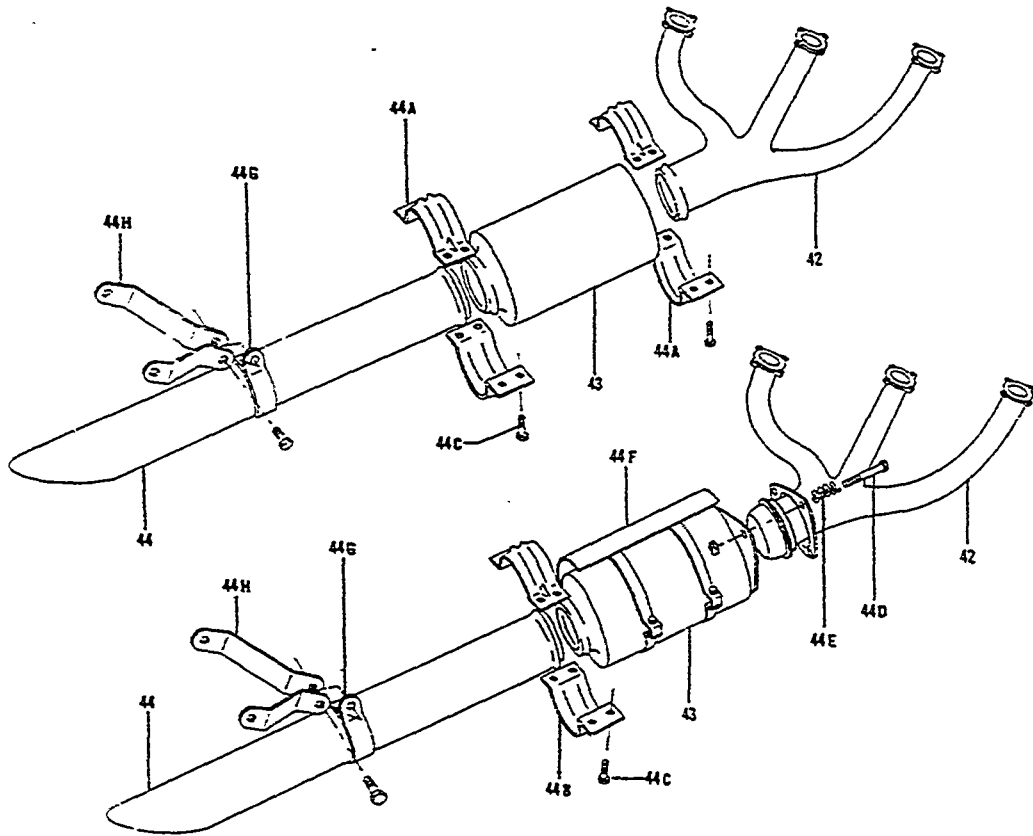


Figure 47. Power Plant (Sheet 2 of 2 Sheets) (D-4866 thru D-7309)



MODEL 35 PARTS CATALOG

FIG. & INDEX NO.	PART NO.	DESCRIPTION	UNITS PER ASSY	USABLE ON CODE	
47 -	35-910003	PLANT INSTL, POWER	NP	1	
	35-910004	PLANT INSTL, POWER	NP	2	
- 1	35-910005	PLANT INSTL, POWER	NP	3	
	I0470G	. ENGINE ASSY	1	1	
	ID470C	. ENGINE ASSY	1	2	
	ID470N	. ENGINE ASSY	1	3	
		/ATTACHING PARTS/			
	AN7-35A/M/	. BOLT.	4		
	AN960-716	. WASHER.	4		
	MS20365-720	. NUT /SUPERSEDES AN365-720/.	4		
	- 2	J7518-1	. MOUNT, SANDWICH.	4	1
		J7518-2	. MOUNT, SANDWICH.	4	4
		/ATTACHING PARTS/			
	79-028-125-1250	. PIN, ROLL.	4		
- 3	33-910000-13	. SHROUD /SUPERSEDES 35-910003-85/.	1	34	
	1109681	. STARTER ASSY, ENGINE /SUPERSEDES 1109471, 1109678, 1109684, 535856, 626960 & 627842/	1	12	
	628482	. STARTER ASSY /WITHOUT SWITCH/	1	10	
	1109694	. STARTER ASSY /WITHOUT SWITCH/	1	10	
		/ALTERNATE FOR 628482/			
	1108249	. STARTER ASSY.	1	3	
	- 3A	1114213	. SWITCH ASSY, STARTER SOLENOID /MOUNT ON FIREWALL/ /ALTERNATE FOR 1118223/ /SUPERSEDES 35-910004-21/	1	11
		1118823	. SWITCH ASSY, STARTER SOLENOID.	1	15
		1465X	. SWITCH ASSY, STARTER SOLENOID.	1	1
			/MOUNT ON STARTER/ /ATTACHING PARTS/		
	AN3-4	. BOLT.	2		
	AN960-416	. WASHER.	2		
- 4	627272	. GENERATOR ASSY /SUPERSEDES 626380/.	1	3	
	1101912	. GENERATOR ASSY /SUPERSEDES 1101909, 1101895 & 535896/	1	3	
- 5	PL391627-7	. CARBURETOR, TYPE PSH58D.	1	1	
	35-910003-95	. HOUSING ASSY, INDUCTION.	1	12	
		/SUPERSEDES 35-910003-1/			
	33-910011-1	. HOUSING ASSY, INDUCTION.	1	3	
		/ATTACHING PARTS/			
- 6	AN74A5	. BOLT.	2	1	
	AN74A4	. BOLT.	2	1	
	AN74A4	. BOLT.	4	4	
	AN960-416	. WASHER.	4	4	
- 7	35-919118	. GASKET, CARBURETOR AIR VALVE	1	12	
	35-910293	. DUCT, CARBURETOR AIR	1	12	
	115167CXX140153	. DUCT, CARBURETOR AIR	1	3	
	105798-18	. CLAMP /SUPERSEDES 105798-13/.	1		
- 8	RD7430-2	. PUMP, FUEL /SUPERSEDES 535134/	REF	1	
	626062-3A1	. FUEL PUMP AND VAPOR SEPARATOR ASSY.	1	1	
	35-910004-19	. SYSTEM ASSY, VACUUM /OPTIONAL/ /USED WITH 35-324379 VACUUM SYSTEM INSTL/ /SEE FIG. 64 FOR NHA/	1	14	
		35-910004-23	. SYSTEM ASSY, VACUUM /OPTIONAL/ /USED WITH 35-324379-1 VACUUM SYSTEM INSTL/ /SEE FIG. 64 FOR NHA/	1	3
- 9	S6RN25	. . MAGNETO, ENGINE SCINTILLA.	2	12	
	10-163020-3	. . MAGNETO, ENGINE LH	1	3	
	628472	. . MAGNETO, ENGINE LH	1	3	
		/ALTERNATE FOR 10-163020-3/			

FIG. & INDEX NO.	PART NO.	DESCRIPTION	UNITS PER ASSY	USABLE ON CODE
47 -	10-163060-1 628473	MAGNETO, ENGINE RH	1	3
		MAGNETO, ENGINE RH	1	3
- 10	G455	PUMP, VACUUM /SUPERSEDES G450, 3P-194F AND. G455PM/	1	34
	35-910003-55	TUBE, VACUUM PUMP.	1	1
	106200FR8-12	HOSE /ORDER 1/2ID MIL7938X3/.	2	1
	AN737RM34	CLAMP, HOSE.	4	1
- 11	AN840-8	NIPPLE.	1	15
- 12	106200FR8-25	HOSE /ORDER 1/2ID MIL7938X6 1/4/.	1	15
- 13	AN737RM34	CLAMP, HOSE.	2	15
- 14	HE641	SEPARATOR /SUPERSEDES 89195 & G4000B/	1	34
		/ATTACHING PARTS/		
	AN520-10-8	SCREW	2	
	AN960-10	WASHER.	2	
	MS20365-1032	NUT /SUPERSEDES AN365-1032/	2	
- 15	35-910003-71	TUBE ASSY, SEPARATOR & OIL DRAIN	1	34
		/USED WITH OPTIONAL VACUUM SYSTEM/		
	35-910004-15	TUBE ASSY, SEPARATOR & OIL DRAIN	1	34
		/USED WITHOUT OPTIONAL VACUUM SYSTEM/		
- 16	106200FR8-20	HOSE /ORDER 1/2ID MIL7938X5/.	1	34
- 17	AN737RM34	CLAMP, HOSE.	2	34
- 18	35-939180-1	SEPARATOR ASSY, OIL ENGINE BREATHER.	1	14
	35-910004-25	TUBE ASSY, ENGINE BREATHER	1	31
- 19	MS21919DG26	CLAMP, OIL SEPARATOR	1	14
		/ATTACHING PARTS/		
- 20	AN520-10-10	SCREW	1	
	AN960-10	WASHER.	1	
	AN960-10L	WASHER.	1	
	MS20365-1032	NUT /SUPERSEDES AN365-1032/	1	
	106200FR4-50	HOSE /ORDER 1/4ID MIL7938X12 1/2/	1	14
	35-910003-11	TUBE.	1	1
- 21	35-910004-3	TUBE.	1	4
- 22	35-910003-31	LAGGING	1	34
- 23	106200FR12-11	HOSE /ORDER 3/4ID MIL7938X2 3/4/.	2	34
- 24	AN737RM44	CLAMP	4	34
- 25	AN931-12-17	GROMMET	1	34
- 26	106200FR12-12	HOSE /ORDER 3/4ID MIL7938X3/.	1	34
- 26A	106200FR12-14	HOSE /ORDER 3/4ID MIL7938X3 1/2/.	1	34
- 27	AN737RM44	CLAMP	4	34
- 27A	35-910003-15	TUBE ASSY, NACELLE OIL DRAIN	1	34
	MS21919DG12	CLAMP, BREATHER TUBE	1	34
		/ATTACHING PARTS/		
	AN3-25A	BOLT.	1	
	100696D-ZG204	SPACER.	1	
	MS21919DG12	CLAMP	1	4
		/ATTACHING PARTS/		
	AN515-8	SCREW	1	
	AN960-8	WASHER.	1	
	MS21919DG12	CLAMP, BREATHER TUBE	1	34
		/ATTACHING PARTS/		
	AN515-8-24	SCREW	1	
	100696D-ZF100	SPACER.	1	
	AN960-8	WASHER.	1	
	MS20365-832	NUT /SUPERSEDES AN365-832/.	1	
- 28	106242-12-00208	TUBE.	1	34
	AN737RM34	CLAMP, TUBE.	1	34
	35-910003-49	TUBE.	1	1
- 29	35-910003-125	TUBE.	1	4
	106200FR4-10	HOSE /ORDER 1/4ID MIL7938X2 1/2/.	1	1



MODEL 35 PARTS CATALOG

FIG. & INDEX NO.	PART NO.	1	2	3	4	5	6	7	DESCRIPTION	UNITS PER ASSY	USABLE ON CODE	
47 -	106200FR4-16	HOSE /ORDER 1/4ID MIL7938X4/	1	4	
	AN737RM22	CLAMP,HOSE	2	34	
	AN822-48	ELBOW	1	1	
	- 30	AN816-48	ELBOW	1	4
		35-910003-51	BRACKET	1	1
		MS21919DG4	CLAMP	1	1	
		/ATTACHING PARTS/										
		ANS26-832-8	SCREW	1	
		AN960-8	WASHER	1	
		MS20365-832	NUT /SUPERSEDES AN365-832/	1	
- 31	35-924254-1	VALVE ASSY,MANIFOLD DRAIN	1	34	
	115693-2-00212	TUBE	1	34	
	AN735D6	CLAMP	2	34	
		/ATTACHING PARTS/										
		ANS15-8-6	SCREW	2	
		AN960-8	WASHER	2	
	MS20365-832	NUT /SUPERSEDES AN365-832/	2		
- 31A	35-910003-123	TUBE,MANIFOLD DRAIN	1	12	
	35-910005-3	TUBE,MANIFOLD DRAIN	1	28	
	MS21919DG4	CLAMP	1	34	
		/ATTACHING PARTS/										
		ANS15-8-18	SCREW	1	
- 32	100696P-ZF022	SPACER	1		
	AN960-8	WASHER	1		
	MS20365-832	NUT /SUPERSEDES AN365-832/	1		
	278-102	PROPELLER ASSY,/SEE FIG. 53/	NP	16	
	278-111	PROPELLER ASSY,/SEE FIG. 53/	NP	17	
	278-112	PROPELLER ASSY,/SEE FIG. 53/	NP	18	
	278-114	PROPELLER ASSY,/SEE FIG. 53/	NP	2	
	278-113	PROPELLER ASSY,/SEE FIG. 53/	NP	19	
		/ALTERNATE FOR 278-114/										
		278-116-602	PROPELLER ASSY,/SEE FIG. 53/	1	23
		278-116-604	PROPELLER ASSY,/SEE FIG. 53/	1	35
		F12A3/8400-2	PROPELLER ASSY /SEE FIG. 53A/	1	36
		/ALTERNATE FOR 2A36C23CP/8480/										
	FS200-1	SPINNER ASSY,/USE WITH F12A3/8400-2/	1	36	
	2A36C23P/8480/0	PROPELLER ASSY,/ALTERNATE FOR F12A3/8400-2/	1	36	
	/SEE SERVICE MANUAL NO. 631215 FOR BREAKDOWN/ /SUPERSEDES 2A36C23CP/8480/											
	D3290A	SPINNER ASSY,/USE WITH 2A36C23CP/8480/	1	36	

NOTE FOR AIRPLANES D-4866 THRU D-5330 THE FOLLOWING COMBINATIONS OF PROPELLER, SPINNER AND GOVERNOR MAY BE USED TO REPLACE ORIGINAL EQUIPMENT.

COMBINATION #1

F12A4/8400-0 PROPELLER, FS200 SPINNER & 210452 GOVERNOR

COMBINATION #2

F12A5/8400-0 PROPELLER, FS200-1 SPINNER & 210452 GOVERNOR

FOR AIRPLANES D-5331 THRU D-7126 THE FOLLOWING COMBINATION OF PROPELLER, SPINNER AND GOVERNOR MAY BE USED TO REPLACE ORIGINAL EQUIPMENT.

F12A3/8400-2 PROPELLER, FS200-1 SPINNER & 210452 GOVERNOR

FIG. & INDEX NO.	PART NO.	DESCRIPTION	UNITS PER ASSY	USABLE ON CODE
47 -		FOR AIRPLANES D-6562 THRU D-7309 THE FOLLOWING COMBINATION OF PROPELLER, SPINNER AND GOVERNOR MAY BE USED TO REPLACE ORIGINAL EQUIPMENT.		
		2A36C23P/848/O PROPELLER, D3290A SPINNER & 210452 GOVERNOR		
- 33	627392A	. COOLER ASSY, OIL /SUPERSEDES 627392/		34
	625093	. COOLER ASSY, OIL	1	34
		/ALTERNATE FOR 627392/		
	8524295	. COOLER ASSY, OIL	1	34
		/ALTERNATE FOR 627392/		
	8528220	. COOLER ASSY, OIL	1	34
		/ALTERNATE FOR 627392/		
	210175	. GOVERNOR ASSY	NP	20
	210175F	. GOVERNOR ASSY	NP	21
	210175G	. GOVERNOR ASSY	NP	22
	210175H	. GOVERNOR ASSY	NP	18
	210175J	. GOVERNOR ASSY, /SPARE ASSY/.	1	1
		/USE WITH COUNTERWEIGHT PROPELLER/		
	210235A	. GOVERNOR ASSY, /SPARE ASSY/.	1	1
		/ALTERNATE FOR 210175J/		
		/USE WITH COUNTERWEIGHT PROPELLER/		
- 34	210235A	. GOVERNOR ASSY	1	2
	210235	. GOVERNOR ASSY, /SUPERSEDES 210175/	1	12
	210235A	. GOVERNOR ASSY	1	37
	210235	. GOVERNOR ASSY	1	38
	210452	. GOVERNOR ASSY	1	39
	35-910003-78	. DUCT	1	1
		/ATTACHING PARTS/		
	AN515-8R7	. SCREW	4	
	AN960-8	. WASHER	4	
	NAS397-18	. CLAMP	1	1
	35-910289	. SHROUD ASSY, AMC UNIT.	1	1
- 35	115167CX2080565	. DUCT	1	4
		/ATTACHING PARTS/		
	AN530-8R10	. SCREW	4	
	AN960-8	. WASHER	4	
	NAS397-34	. CLAMP	1	4
	35-910003-29	. TUBE ASSY	1	1
	AN826-4D	. TEE	1	1
	AN914-1	. ELBOW	1	1
	AN816-4B	. NIPPLE	1	1
	AV1B1497	. SOLENOID, PRIMER	1	1
		/ATTACHING PARTS/		
	AN3-15A	. BOLT	2	
	AN960-10	. WASHER	2	
	100696D-ZG020	. SPACER	2	
	100696D-ZG004	. SPACER	2	
	MS20365-1032	. NUT /SUPERSEDES AN365-1032/	2	
	35-910292	. BRACKET ASSY, PROPELLER & MIXTURE CONTROL	1	1
	AN3-5A	. BOLT	1	1
	AN960-10L	. WASHER	1	1
	MS20365-1032	. NUT /SUPERSEDES AN365-1032C/.	1	1
	MS21919DG4	. CLAMP	1	1
		/ATTACHING PARTS/		
	AN515-8-8	. SCREW	1	
	AN960-8	. WASHER	1	
	AN365-832C	. NUT	1	
	35-910003-69	. TUBE ASSY	1	1
	AN816-4B	. NIPPLE	1	1
- 36	114693-2-00212	. TUBE	1	34



MODEL 35 PARTS CATALOG

FIG. & INDEX NO.	PART NO.	DESCRIPTION							UNITS PER ASSY	USABLE ON CODE
		1	2	3	4	5	6	7		
47 -	AN735D6	2	34
		/ATTACHING PARTS/								
	AN515-8-6	2	
	AN960-8	2	
	MS20365-832	2	
		-----*								
- 36A	35-910003-19	1	1
	35-910004-11	1	2
	33-910000-3	1	3
	MS21919D64	1	34
		/ATTACHING PARTS/								
	AN515-8-18	1	
	100696P-ZF022	1	
	AN960-8	1	
	MS20365-832	1	
		-----*								
	MS35489-6	2	34
- 37	35-910003-53	1	1
	35-910263	1	31
	35-910005-5	1	4
	AN816-28	1	34
- 38	AN832-2D	1	34
	AN960-516	1	34
	AN924-2D	1	34
	35-950004-1	1	32
	35-950004-55	1	33
- 39	35-950004-5	1	32
		. . . STACK ASSY, EXHAUST LH /REPLACES 35-380010-5/								
	35-950004-53	1	33
	35-910004-606	1	32
		/REPLACES 35-380010-19/								
- 40	35-910005-606	1	33
	492-7	1	32
		. . . HEATER ASSY, EXHAUST LH /REPLACES. 35-380010-7/								
- 41	701-3	1	33
	35-950004-7	1	32
	35-950004-69	1	33
	35-950004-17	4	32
		. . . CLAMP ASSY, EXHAUST /REPLACES. 35-380010-11/								
	35-950004-17	2	33
		/ATTACHING PARTS/								
	AN3-4A	4	
	AN960-10L	4	
	MS21045-3	4	
		-----*								
	AN3-15	3	33
	186-218	3	33
	AN960-10	9	33
	AN310-3	3	33
	AN380-2-3	3	33
	35-950004-2	1	32
		. . . MUFFLER ASSY, EXHAUST RH /REPLACES 35-380010-3 & -23/								
- 42	35-950004-67	1	33
	35-950004-13	1	32
		. . . STACK ASSY, EXHAUST RH /REPLACES 35-380010-13/								
	35-950004-63	1	33
	35-910004-607	1	32
		/REPLACES 35-380010-21 & -25/								
- 43	35-910005-607	1	33
	492-27	1	32
		. . . MUFFLER ASSY, EXHAUST RH /REPLACES 35-380010-15 & -27/								
- 44	701-4	1	33
	35-950004-9	1	32
	35-950004-71	1	33
		. . . MUFFLER ASSY, EXHAUST RH								
		. . . TUBE, EXHAUST RH /REPLACES 35-380010-17/ . . .								
		. . . TUBE, EXHAUST RH								

MODEL 35 PARTS CATALOG

FIG. & INDEX NO.	PART NO.	DESCRIPTION	UNITS PER ASSY	USABLE ON CODE
47 - 44A	35-950004-17	. . . CLAMP HALF.	4	32
- 44B	35-950004-17	. . . CLAMP HALF.	2	33
		/ATTACHING PARTS/		
- 44C	AN3-4A	. . . BOLT.	4	
	AN960-10L	. . . WASHER.	4	
	MS21045-3	. . . NUT /SUPERSEDES AN363-1032/	4	
- 44D	AN3-15	. . . BOLT.	3	33
- 44E	186-218	. . . SPRING.	3	33
	AN960-10	. . . WASHER.	9	33
	AN310-3	. . . NUT	3	33
	AN380-2-3	. . . PIN, COTTER.	3	33
- 44F	95-910019-13	. SHROUD ASSY, MUFFLER	1	26
		/ATTACHING PARTS/		
	AN3	. BOLT.	2	
	AN960-10L	. WASHER.	2	
	MS20365-1032	. NUT /SUPERSEDES AN365-1032/	2	
- 44G	35-910003-41	. CLAMP, EXHAUST SUPPORT	2	34
- 44H	35-910003-43	. LINK, EXHAUST SUPPORT.	4	34
		/ATTACHING PARTS/		
	AN3-3	. BOLT.	2	
	AN3-5	. BOLT.	4	
	MS35489-4	. GROMMET /SUPERSEDES AN931-3-5/.	4	
	AN960-10	. WASHER.	2	
	AN960-10L	. WASHER.	12	
	AN310-3	. NUT	6	
	MS24665-132	. PIN, COTTER /SUPERSEDES AN380-2-2/	6	
- 45	6409513	. SHAFT ASSY, TACHOMETER /ALT FOR 1589084/	1	34
	1589084	. SHAFT ASSY, TACHOMETER /ALT FOR 6409513/.	1	34
	112412	. GROMMET	2	34
	112413-4	. BALL.	2	34
	112436-6	. RETAINER.	2	34
	49338	. FASTENER.	2	34
	AN960-8	. WASHER.	4	34
	MS21919DG8	. CLAMP	1	4
	49161	. CLAMP	1	4
		/ATTACHING PARTS/		
	AN515-8-10	. SCREW	1	
	AN960-8	. WASHER.	1	
	MS20365-832	. NUT /SUPERSEDES AN365-832/.	1	
	SK4239	. KEY, RIGHT ANGLE ADAPTER TO CABLE.	1	1
	7XA9083C	. DRIVE, RIGHT ANGLE ADAPTER	1	1
		/SUPERSEDES 9030A/		
	35-910003-81	. KEY, TACH DRIVE TO CABLE OR ADAPTER.	1	1
- 46	539843	. SHEAVE.	1	34
- 47	539547	. BELT /SUPERSEDES 535150/.	1	34
- 48	115167CXZ060285	. DUCT.	1	4
	NAS397-28	. CLAMP	1	4
		/ATTACHING PARTS/		
	AN530-8R10	. SCREW	4	
	AN960-8	. WASHER.	4	
	NAS395-16	. NUT	4	
- 49	115167CXZ060585	. DUCT.	1	4
	NAS397-28	. CLAMP	1	4
		/ATTACHING PARTS/		
	AN530-8R10	. SCREW	4	
	AN960-8	. WASHER.	4	
	NAS395-16	. NUT	4	
	33-910000-13	. SHROUD ASSY, REAR MOTOR MOUNT.	1	1
		/SUPERSEDES 35-910003-85/		



MODEL 35 PARTS CATALOG

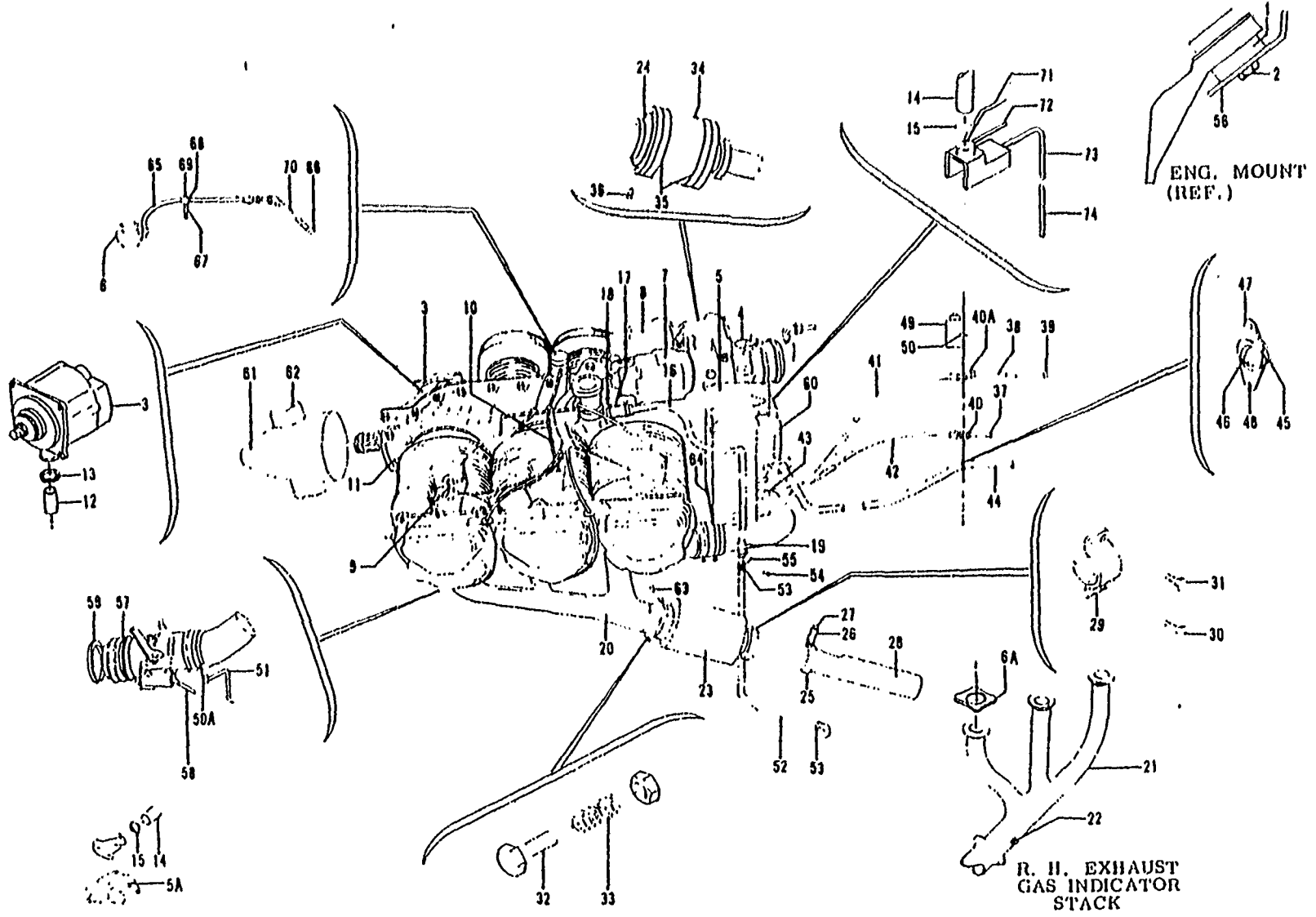
FIG. & INDEX NO.	PART NO.	DESCRIPTION	UNITS PER ASSY	USABLE ON CODE
47 -	AN737RM58	. CLAMP	2	1
	35-910295-1	. SHROUD INSTL, EXHAUST.	1	29
	35-910295-15	. SHROUD INSTL, EXHAUST LH	1	30
	35-910295-18	. SHROUD INSTL, EXHAUST RH	1	30
- 50	35-910295-45	. . SHROUD ASSY, EXHAUST LH. /SUPERSEDES 35-910295-3/ /ATTACHING PARTS/	1	4
- 51	35-910295-47	. . SHROUD ASSY, EXHAUST RH. /SUPERSEDES 35-910295-5/ /ATTACHING PARTS/	1	4
- 52	AN737TW66	. . CLAMP	3	30
- 53	AN737TW74-91	. . CLAMP	1	30
	35-910295-27	. . . SHROUD ASSY, EXHAUST LH FWD.	1	4
	35-910295-39	. . . SHROUD ASSY, EXHAUST RH FWD.	1	4
	35-910295-23	. . . SHROUD ASSY, EXHAUST LH CENTER	1	4
	35-910295-35	. . . SHROUD ASSY, EXHAUST RH CENTER	1	4
	35-910295-19	. . . SHROUD ASSY, EXHAUST LH AFT.	1	4
	35-910295-31	. . . SHROUD ASSY, EXHAUST RH AFT.	1	4
- 54	35-910004-13	. CLIP, FUEL LINE.	1	2
	MS21919DG17	. CLAMP /ATTACHING PARTS/	1	2
	AN3-5A	. BOLT.	1	
	AN960-10	. WASHER.	1	
	AN936A10	. WASHER.	1	
	MS20365-1032	. NUT /SUPERSEDES AN365-1032/	1	

CODE EFFECTIVITY

CODE EFFECTIVITY

- 1 D-4866 THRU D-5330
- 3 D-6562 THRU D-7309
- 5 D-4866 THRU D-5432
- 7 DELETED
- 9 DELETED
- 11 D-6162 THRU D-7309
- 13 DELETED
- 15 D-5331 THRU D-6161
- 17 D-5030 THRU D-5330,
EXCEPT D-5170
- 19 D-5352 THRU D-6561
- 21 D-5194 THRU D-5203,
D-5213 THRU D-5238
- 23 D-6562 THRU D-6875
- 25 DELETED
- 27 DELETED
- 29 D-5331 THRU D-5511
- 31 D-6842 THRU D-7309
- 33 D-7109 THRU D-7309
- 35 D-6876 THRU D-7126
- 37 D-6562 THRU D-6811
EXCEPT D-6632,
D-6643, D-6733,
D-6737, D-6741,
D-6742, D-6745
- 39 D-7127 THRU D-7309

- 2 D-5331 THRU D-6561
- 4 D-5331 THRU D-7309
- 6 DELETED
- 8 DELETED
- 10 D-6162 THRU D-6561
- 12 D-4866 THRU D-6561
- 14 D-5425 THRU D-6561
- 16 D-4866 THRU D-5029
- 18 D-5170, D-5293,
D-5301 THRU D-5330
- 20 D-4866 THRU D-5193
EXCEPT D-5170,
D-5204 THRU D-5212
- 22 D-5239 THRU D-5300
EXCEPT D-5293
- 24 DELETED
- 26 D-5433 THRU D-7309
- 28 D-6562 THRU D-7309
- 30 D-5512 THRU D-7309
- 32 D-4866 THRU D-7108
- 34 D-4866 THRU D-7309
- 36 D-7127 THRU D-7309
- 38 D-6632, D-6643,
D-6733, D-6737,
D-6741, D-6742,
D-6745, D-6812
THRU D-7126



MODEL 35 PARTS CATALOG

Figure 47A. Power Plant (D-7310 And After)



FIG. & INDEX NO.	PART NO.	1	2	3	4	5	6	7	DESCRIPTION	UNITS PER ASSY	USABLE ON CODE
47A-	35-910007	POWER PLANT INSTL,CANTED.							NP	1	
	35-910007-7	POWER PLANT INSTL,CANTED.							NP	1	
	35-910007-17	POWER PLANT INSTL,CANTED.							NP	1	
	I0520B	. ENGINE ASSY							1		
		/ATTACHING PARTS/									
- 1	J10520-1	. MOUNTING KIT /NOT INTERCHANGABLE.							4		
		WITH 7351231/									
	7351231	. MOUNTING KIT /NOT INTERCHANGABLE.							4		
		WITH J10520-1/									
- 2	AN7-36A /M/	. BOLT.							4		
	AN960-716	. WASHER.							4		
	MS20365-720/M/	. NUT							4		
	79-028-125-1250	. PIN,ROLL.							4		
- 3	631547	. . ALTERNATOR /70 AMP/							1	1	
		/SUPERSEDES 1100667 AND 1100715/									
	1958197	. . BRUSH PACKAGE,ALTERNATOR.							1	1	
- 4	1108249	. . STARTER							1	1	
	1906945	. . BRUSHES,STARTER							4	1	
- 5	633277	. COOLER,OIL /SUPERSEDES 632210 AND 1E1406D/.							1	1	
- 5A	629904-2A2	. . CONTROL ASSY,FUEL INJECTION							1	1	
- 6	631427A1	. . VALVE ASSY,FUEL MANIFOLD.							1	1	
		/SUPERSEDES 626542, AND 626542A1/									
- 6A	537379	. . GASKET,EXHAUST.							6	1	
- 7	S6RN201	. . MAGNETO,LH /10-163020-3/.							1	2	
	S6RN1201	. . MAGNETO,LH /10-349220-1/.							1	3	
- 8	S6RN205	. . MAGNETO,RH /10-163060-1/.							1	2	
	S6RN1205	. . MAGNETO,RH /10-349260-1/.							1	3	
	632881	. . ADAPTOR ASSY,OIL FILTER							1	11	
- 9	RHB32N	. . SPARK PLUG,CHAMPION /SUPERSEDES RHB33E/							12	1	
	AC273	. . SPARK PLUG,AC /SUPERSEDES 273/.							12	1	
	96-910002-57	. CLIP,MAGNETO WIRE HARNESS							1	3	
		/ATTACHING PARTS/									
	AN4-4A	. BOLT.							1		
	AN960-416	. WASHER.							1		
- 10	35-910007-15	. CLIP,FUEL PRESSURE TUBE							1	9	
	739-4	. CLAMP,FUEL PRESSURE TUBE.							1	9	
- 11	35-380088	. GOVERNOR ASSY,PROPELLER							1	1	
- 12	LOT6A10	. DUCT,ALTERNATOR							1	1	
- 13	NAS397-24	. CLAMP,ALTERNATOR DUCT							1	1	
- 14	115167CXZ060585	. DUCT,FUEL PUMP & FUEL CONTROL UNIT.							2	1	
- 15	NAS397-28	. CLAMP,FUEL PUMP & FUEL CONTROL UNIT DUCT.							2	1	
- 16	35-910007-3	. TUBE,CRANKCASE BREATHER UPPER							1	2	
	35-910007-13	. TUBE,CRANKCASE BREATHER UPPER							1	3	
	AN931-12-17	. GROMMET /SUPERSEDES MS35489-20/							1		
- 17	106200FR12-14	. HOSE,CRANKCASE BREATHER UPPER							1	7	
	106200H12-14	. HOSE,CRANKCASE BREATHER UPPER							1	8	
- 18	CS20A	. CLAMP,CRANKCASE BREATHER HOSE							2	7	
	A18	. CLAMP,CRANKCASE BREATHER HOSE							2	8	
- 19	WAIT3-14-4	. DUCT,CRANKCASE BREATHER LOWER							1	1	
		/ATTACHING PARTS/									
	AN737-38	. CLAMP							2		
- 20	35-950005-1	. STACK ASSY,LH EXHAUST							1	1	
	35-950005-3	. STACK ASSY,RH EXHAUST /WITHOUT EXHAUST GAS.							1	1	
		INDICATOR/									
- 21	35-950005-29	. STACK ASSY,RH EXHAUST /WITH EXHAUST GAS							1	4	
		INDICATOR/									
- 22	1068	. . BOSS,EXHAUST GAS INDICATOR.							1	4	
	35-910007-606	. MUFFLER & TAIL PIPE ASSY,LH							1	1	
	35-910007-607	. HEATER & TAIL PIPE ASSY,RH.							1	1	
- 23	701-4	. . MUFFLER,LH.							1	1	
- 24	701-5	. . HEATER,RH /SUPERSEDES 8046-1/							1	1	
- 25	35-910003-41	. . CLAMP							2	1	

MODEL 35 PARTS CATALOG

FIG. & INDEX NO.	PART NO.	DESCRIPTION	UNITS PER ASSY	USABLE ON CODE
47A- 26	35-910003-43	. . LINK,LH	2	1
	35-910007-5	. . LINK,RH	2	1
		/ATTACHING PARTS/		
- 27	AN3-3	. . BOLT.	1	
	AN960-10	. . WASHER.	1	
	AN310-3	. . NUT	1	
	MS24665-132	. . PIN,COTTER /SUPERSEDES AN380-2-2/	1	
- 28	35-950005-11	. . TUBE,LH EXHAUST	1	1
	35-950005-9	. . TUBE,RH EXHAUST	1	1
- 29	35-950004-17	. . CLAMP ASSY.	2	1
		/ATTACHING PARTS/		
- 30	AN4-5	. . BOLT.	2	
- 31	AN4-6	. . BOLT.	2	
	AN960-416	. . WASHER.	12	
	MS21045-4	. . NUT /SUPERSEDES AN363-428/.	4	
- 32	AN3-15/M/	. . BOLT,EXHAUST CLAMP.	6	1
- 33	186-218	. . SPRING,EXHAUST CLAMP BOLT	6	1
	AN960-10	. . WASHER.	18	1
	AN310-3	. . NUT	6	1
	AN380-2-3	. . PIN,COTTER.	6	1
	95-910019-13	. . SHROUD INSTL,EXHAUST RH	NP	1
- 34	95-910019-9	. . SHROUD ASSY,EXHAUST RH.	1	1
- 35	95-910019-3	. . CLAMP ASSY,EXHAUST.	2	1
		/ATTACHING PARTS/		
- 36	AN3-10A/M/	. . BOLT.	2	
	AN960-10L	. . WASHER.	2	
	MS20364-1032	. . NUT	2	
- 37	35-910005-5	. . TUBE ASSY,MANIFOLD PRESSURE	1	1
- 38	35-939140-3	. . TUBE ASSY,OIL PRESSURE.	1	1
- 39	106-100002	. . FITTING,OIL PRESSURE GAGE	1	1
	AN832-3	. . UNION,MANIFOLD PRESSURE TUBE & OIL.	2	1
		PRESSURE TUBE		
- 40	AN832-2D	. . UNION,MANIFOLD PRESSURE TUBE.	1	12
	MS28778-3	. . O RING,OIL PRESSURE TUBE.	1	13
- 40A	AN833-2D	. . ELBOW,OIL PRESSURE TUBE	1	12
	MS29512-03	. . O RING,MANIFOLD PRESSURE TUBE	1	13
	AN960-616	. . WASHER.	2	13
	AN960-516	. . WASHER.	2	1
	AN89403-2	. . BUSHING	2	13
	AN924-3D	. . NUT	2	13
	AN924-2D	. . NUT	2	12
- 41	130524-3-0160	. . HOSE ASSY,OIL PRESSURE.	1	13
	AN6270-2-16	. . HOSE ASSY,OIL PRESSURE.	1	12
- 42	130524-3-0124	. . HOSE ASSY,MANIFOLD PRESSURE	1	13
	AN6270-2-121/2	. . HOSE ASSY,MANIFOLD PRESSURE	1	12
- 43	MS20822-3B	. . ELBOW,MANIFOLD PRESSURE	1	13
- 44	6409710	. . SHAFT ASSY,TACHOMETER	1	1
- 45	112412	. . GROMMET,TACHOMETER SHAFT.	2	1
- 46	112413-4	. . BALL HALF,FIRE RESISTANT TACHOMETER SHAFT	2	1
- 47	112436-6	. . RETAINER,TACHOMETER SHAFT	1	1
- 48	49338	. . FASTENER,RETAINER	2	1
- 49	1114213	. . SOLENOID,STARTER.	1	1
		/ATTACHING PARTS/		
- 50	AN4-4A	. . BOLT.	2	
	AN960-416	. . WASHER.	2	
- 50A	35-924254-1	. . VALVE ASSY,MANIFOLD DRAIN	1	1
- 51	114693-2-01300	. . TUBE,MANIFOLD DRAIN	1	1
		/ATTACHING PARTS/		
	46	. . CLAMP /SUPERSEDES C56A/	1	



MODEL 35 PARTS CATALOG

FIG. & INDEX NO.	PART NO.	DESCRIPTION	UNITS PER ASSY	USABLE ON CODE
		1 2 3 4 5 6 7		
47A-	MS35489-11	. GROMMET,MANIFOLD DRAIN TUBE	1	11
- 52	35-910007-11	. TUBE,CRANKCASE BREATHER LOWER /ATTACHING PARTS/	1	1
- 53	MS21919DG12	. CLAMP	3	
- 54	AN3-25A	. BOLT	2	
	AN515-8R6	. SCREW	1	
- 55	100696D-ZG204	. SPACER.	2	
	AN960-8	. WASHER.	2	
	MS20365-832	. NUT	2	
- 56	33-910000-13	. SHROUD,REAR ENGINE MOUNT. /SUPERSEDES 35-910003-85/	2	1
- 57	AD877	. DUCT,INDUCTION AIR /SUPERSEDES. 115167CXX140153/	1	
- 58	35-910007-9	. TUBE,INDUCTION DRAIN.	1	1
	MS35489-6	. GROMMET,INDUCTION DRAIN TUBE.	1	1
NOTE WHEN THE AD877 DUCT IS FURNISHED AS A REPLACEMENT FOR THE 115167CXX140153 DUCT, 35-910007-9 TUBE AND MS35489-6 GROMMET MUST BE FURNISHED.				
- 59	105798-18	. CLAMP,INDUCTION AIR DUCT. /SUPERSEDES 105798-13/	2	1
- 60	OF81A	. FILTER ASSY,OIL /SUPERSEDES OF9A/	1	10
	OF11A	1	10
	632399	. ELEMENT,OIL FILTER.	1	11
- 61	35-910028-7	. SPINNER /2 BLADE PROPELLER/	1	1
	B3243	1	1
	35-910028-21	1	1
	D3393	1	1
	837-8	1	1
	C226-1	1	1
	CI399	1	1
	35-910028-9	1	1
	35-910028-23	1	1
	D3586	1	1
	B3243	1	1
	B3410-16	AR	1
- 62	3A32C76T/82NB2	. PROPELLER ASSY /3 BLADE/ /SEE BEECH SERVICE . MANUAL NO. 660115 FOR BREAKDOWN/	1	1
	2A36C23P/8480	. PROPELLER ASSY /SEE BEECH SERVICE MANUAL NO.. 660115 FOR BREAKDOWN/ /2 BLADE PROPELLER/ /SUPERSEDES 2A36C23CP/8480/	1	1
	PHC-A3VF4/ V8433-4R	. PROPELLER ASSY /SEE HARTZELL MANUAL 114 FOR . BREAKDOWN/ /3 BLADE PROPELLER/	1	1
- 63	1514340	BULB,CYLINDER HEAD TEMPERATURE. /SUPERSEDES TG1514340/	1	1
- 64	1512926	BULB,OIL TEMPERATURE.	1	1
- 65	130524-4-0160	HOSE ASSY,FUEL PRESSURE /REPLACES MS28741-4-0160/	1	1
- 66	AN837-4D	ELBOW,FUEL PRESSURE HOSE.	1	1
	AN960-716	WASHER.	1	1
	AN924-4D	NUT	1	1
- 67	MAS43DD3-44	SPAGER.	1	3
- 68	MS21919DG11	CLAMP./REPLACES MS21919DG69/ /ATTACHING PARTS/	1	1
- 69	AN520-10R8	SCREW	1	2
	AN520-10R20	SCREW	1	3
	AN960-10	WASHER.	1	
	MS20365-1032	NUT	1	
- 70	130524-4-0130	HOSE ASSY,FUEL PRESSURE /REPLACES MS28741-4-0126/	1	1
- 71	130524-4-0170	HOSE ASSY,VAPOR RETURN. /REPLACES MS28741-4-0166/	1	1

FIG. 5 INDEX NO.	PART NO.	DESCRIPTION							UNITS PER ASSY	USABLE ON CODE
		1	2	3	4	5	6	7		
47A- 72	35-921155-606	HOSE	ASSY,	FUEL	SUPPLY	.	.	.	1	5
	35-921155-608	HOSE	ASSY,	FUEL	SUPPLY	.	.	.	1	6
	130524-6-0185	HOSE	ASSY,	FUEL	SUPPLY	.	.	.	1	
- 73	106200FR4-80	TUBING,	FUEL	PUMP	DRAIN.	.	.	.	1	1
	A10	CLAMP	2	1
- 74	35-921155-119	TUBE,	FUEL	PUMP	DRAIN.	.	.	.	1	1

CODE EFFECTIVITY

CODE EFFECTIVITY

- | | | | |
|----|---|----|---|
| 1 | D-7310 AND AFTER | 2 | D-7310 THRU D-7931 |
| 3 | D-7932 AND AFTER | 4 | D-7977 AND AFTER |
| 5 | D-7310 THRU D-8401 | 6 | D-8402 THRU D-8864 |
| 7 | D-7310 THRU D-8086 | 8 | D-8087 AND AFTER |
| 9 | D-8036 AND AFTER | 10 | D-7310 THRU D-8107,
D-8112 THRU D-8116,
D-8118,D-8122,D-8123
D-8127,D-8128,D-8130
D-8131,D-8133,D-8135
D-8137,D-8138,D-8140
D-8142,D-8143,D-8145
D-8146,D-8180 |
| 11 | D-8108 THRU D-8111,
D-8117,
D-8119 THRU D-8121,
D-8124 THRU D-8126,
D-8129,D-8132,D-8134
D-8136,D-8139,D-8141
D-8144,
D-8147 THRU D-8179
D-8181 AND AFTER | 12 | D-7310 THRU D-8598 |
| 13 | D-8599 AND AFTER | 14 | D-8865 AND AFTER |

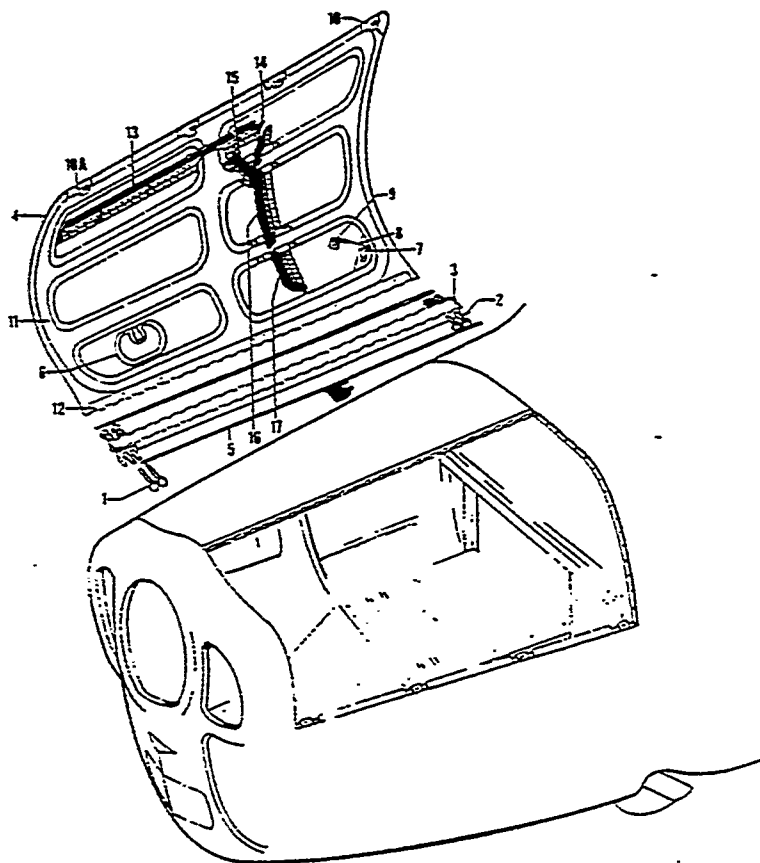


Figure 48. Engine Cowling

FIG. & INDEX NO.	PART NO.	DESCRIPTION	UNITS PER ASSY	USABLE ON CODE
		1 2 3 4 5 6 7		
48	35-910160-24	COWLING ASSY,ENGINE	1	1
	35-910160-88	COWLING ASSY,ENGINE /SUPERCEDES 35-910160-24/	1	2
	35-910160-132	COWLING ASSY,ENGINE	1	3
		/ATTACHING PARTS/		
- 1	AN3-224	BOLT.	2	
- 2	AN3-17A	BOLT.	2	
	102933D5ZJ1375	SPACER.	2	
	102933D5ZJ1265	SPACER.	2	
	AN960-10	WASHER.	4	
	AN365-1032	NUT	4	
- 3	35-910102-1	. HINGE,CENTER.	1	5
- 4	35-910160-602	. DOOR ASSY,COWLING LH.	1	1
	35-910160-603	. DOOR ASSY,COWLING RH.	1	1
	35-910160-616	. DOOR ASSY,COWLING LH.	1	2
	35-910160-617	. DOOR ASSY,COWLING RH.	1	2
	35-910160-626	. DOOR ASSY,COWLING LH.	1	3
	35-910160-627	. DOOR ASSY,COWLING RH.	1	3
		/ATTACHING PARTS/		
- 5	105774C-2B03703	. PIN,HINGE	2	
	35-910160-30	. . DOOR ASSY,ENGINE OIL LEVEL ACCESS	1	5
		/ATTACHING PARTS/		
	105774C-2E00212	. . PIN,HINGE	1	
	35-910160-8	. . HINGE,HALF.	1	5
	35-939181	. . PLACARD,OIL WEIGHT INSTRUCTIONS	1	5
- 6	35-910160-50	. . . DOOR,OIL LEVEL ACCESS	1	5
	M-5000-032-040	. . . LATCH ASSY.	1	5
- 7	35-910109	. . BRACKET,COWLING SUPPORT UPPER	1	5
- 8	35-910108	. . RCD,COWLING SUPPORT	1	5
	AN380-2-2	. . PIN,COTTER	1	5

FIG. & INDEX NO.	PART NO.	DESCRIPTION	UNITS PER ASSY	USABLE ON CODE
48 - 9	185678	CLIP, ROD HOLDER	1	5
	35-910107	BRACKET ASSY, COILING DOOR FASTENER	7	5
- 10	35-910107-8	BRACKET ASSY, COILING DOOR FASTENER	1	5
	35-910107-2	BRACKET	1	5
- 10A	35-910107-10	BRACKET	1	5
	A5-30	FASTENER	1	5
	GA5-312	GROMMET	1	5
	35-910160-136	BRACKET, RH DOOR HORIZONTAL BAFFLE SUPPORT	1	4
	35-910160-142	BRACKET, RH DOOR HORIZONTAL BAFFLE SUPPORT	1	3
	35-910160-604	SKIN & FRAME ASSY, LH	1	1
	35-910160-605	SKIN & FRAME ASSY, RH	1	1
	35-910160-618	SKIN & FRAME ASSY, LH	1	2
	35-910160-619	SKIN & FRAME ASSY, RH	1	2
	35-910160-628	SKIN & FRAME ASSY, LH	1	3
	35-910160-629	SKIN & FRAME ASSY, RH	1	3
	35-910160-26	SKIN, DOOR LH	1	6
	35-910160-134	SKIN, DOOR LH	1	3
	35-910160-27	SKIN, DOOR RH	1	5
	35-910160-28	FRAME, DOOR LH	1	1
	35-910160-29	FRAME, DOOR RH	1	1
- 11	35-910160-66	FRAME, DOOR LH	1	7
	35-910160-67	FRAME, DOOR RH	1	7
- 12	35-910103	HINGE, LH DOOR	1	5
	35-910103-1	HINGE, RH DOOR	1	5
	35-910160-606	FLANGE ASSY, LH DOOR	1	6
- 13	35-910160-106	SEAL	1	6
	35-910160-42	ANGLE	1	6
	35-910160-607	FLANGE ASSY, RH DOOR	1	6
	35-910160-108	SEAL	1	6
	35-910160-44	ANGLE	1	6
	35-910160-630	FLANGE ASSY, LH DOOR	1	3
	35-910160-140	SEAL	1	3
	35-910160-138	ANGLE	1	3
	35-910160-631	FLANGE ASSY, RH DOOR	1	3
	35-910160-146	SEAL	1	3
	35-910160-144	FLANGE	1	3
	35-910160-608	FLANGE ASSY, LH DOOR	1	6
- 14	35-910160-36	SEAL	1	6
	35-910160-34	ANGLE	1	6
	35-910160-609	FLANGE ASSY, RH DOOR	1	6
- 15	35-910160-86	SEAL	1	6
	35-910160-38	ANGLE	1	6
	35-910160-610	FLANGE ASSY, RH DOOR OUTBD AFT	1	1
	35-910160-61	SEAL	1	1
	35-910160-59	FLANGE	1	1
	35-910160-621	FLANGE ASSY, RH DOOR OUTBD AFT	1	2
	35-910160-82	SEAL	1	2
	35-910160-98	FLANGE	1	2
	35-910160-611	FLANGE ASSY, LH DOOR CENTER AFT	1	1
	35-910160-56	SEAL	1	1
	35-910160-54	FLANGE	1	1
	35-910160-622	FLANGE ASSY, LH DOOR CENTER AFT	1	2
- 16	35-910160-76	SEAL	1	2
	35-910160-96	FLANGE	1	2
	35-910160-612	FLANGE ASSY, RH DOOR CENTER AFT	1	1
	35-910160-57	SEAL	1	1
	35-910160-55	FLANGE, RH	1	1
	35-910160-623	FLANGE ASSY, RH DOOR CENTER AFT	1	2
	35-910160-80	SEAL, RH	1	2
	35-910160-97	FLANGE, RH	1	2
	35-910160-613	FLANGE ASSY, LH DOOR INBD AFT	1	1
	35-910160-64	SEAL, LH	1	1
	35-910160-52	FLANGE	1	1
	35-910160-14	FLANGE	1	1
	35-910160-624	FLANGE ASSY, LH DOOR INBD AFT	1	2
- 17	35-910160-74	SEAL, LH	1	2
	35-910160-94	FLANGE	1	2
	35-910160-104	FLANGE	1	2
	35-910160-614	FLANGE ASSY, RH DOOR INBD AFT	1	1
	35-910160-65	SEAL, RH	1	1
	35-910160-63	FLANGE	1	1

FIG. & INDEX NO.	PART NO.	DESCRIPTION							UNITS PER ASSY	USABLE ON CODE									
		1	2	3	4	5	6	7											
48	35-910150-14	FLANGE.	1	1
	35-910160-825	FLANGE ASSY, RH DOOR INSD AFT.	1	2
	35-910160-78	SEAL.	1	2
	35-910160-95	FLANGE.	1	2
	35-910160-104	FLANGE.	1	2
	35-910160-20	STIFFENER	3	5
	35-910160-53	STIFFENER	2	1
	35-910160-90	STIFFENER	2	2
	35-910160-148	STIFFENER	2	3

CODE EFFECTIVITY

CODE EFFECTIVITY

- | | | | |
|---|--------------------|---|--------------------|
| 1 | D-4866 THRU D-5564 | 2 | D-5565 THRU D-7309 |
| 3 | D-7310 AND AFTER | 4 | D-7029 THRU D-7309 |
| 5 | D-4866 AND AFTER | 6 | D-4866 THRU D-7309 |
| 7 | D-5565 AND AFTER | | |

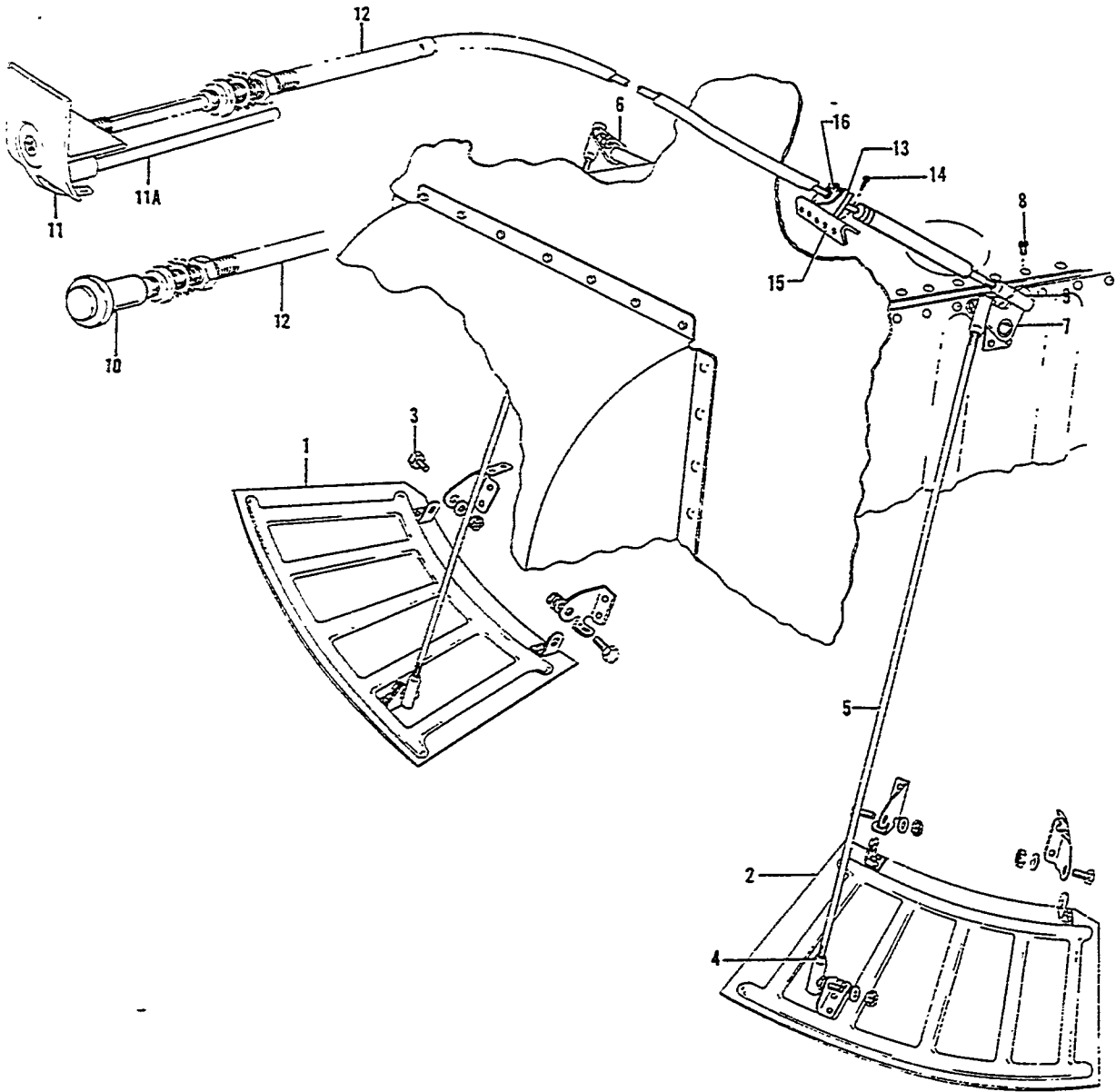


Figure 49. Cowl Flap and Controls

MODEL 35 PARTS CATALOG

FIG. & INDEX NO.	PART NO.	DESCRIPTION	UNITS PER ASSY	USABLE ON CODE
49 - 1	□35-910053	FLAP ASSY,COWL LH	1	
- 2	□35-910053-1	FLAP ASSY,COWL RH	1	
		/ATTACHING PARTS/		
- 3	□AN3-4/M/	BOLT.	2	
	□AN960-10	WASHER.	2	
	□AN310-3	NUT	2	
	AN380-2-2	PIN,COTTER.	2	
	35-944047	CONTROLS INSTL,ENGINE	NP	1
	35-944052	CONTROLS INSTL,ENGINE	NP	2
	35-944056	CONTROLS INSTL,ENGINE	NP	4
- 4	□B40-1	. LINK,BALL JOINT	4	
		/ATTACHING PARTS/		
	□AN960-10	. WASHER.	1	
	□MS20365-1032	. NUT	1	
	□AN345-10	. NUT	1	
- 5	□35-944012	. LINK,COWL FLAP CONTROL.	2	
- 6	□35-944011	. ARM ASSY,COWL FLAP CONTROL LH	1	
- 7	□35-944025	. ARM ASSY,COWL FLAP CONTROL RH	1	
		/ATTACHING PARTS/		
- 8	□AN3-7A/M/	. BOLT.	1	
	□AN960-10	. WASHER.	1	
	□MS20365-1032	. NUT	1	
- 9	□B40-1	. JOINT,BALL.	1	
		/ATTACHING PARTS/		
	□AN960-10	. WASHER.	1	
	□MS20365-1032	. NUT	1	
	□AN345-10	. NUT	1	
	□35-944017	. CONTROL ASSY,COWL FLAP.	1	3
	□35-380050-1	. CONTROL ASSY,COWL FLAP.	1	4
		/ATTACHING PARTS/		
	□AN935-616L	. WASHER.	1	
	□AN316-6R	. NUT	2	
- 10	□35-524655 KNOB.	1	4
- 11	□35-944009 HANDLE ASSY,PUSH PULL CONTROL	1	3
- 11A	□35-944004 GUIDE,CONTROL HANDLE.	1	3
- 12	□35-944018 SUB ASSY,FLAP CONTROL	1	
- 13	□35-944037 BLOCK,CLAMP	1	
- 14	AN515-832-20 SCREW	2	
	□AN960-8 WASHER.	6	
- 15	35-944001-4 PLATE,COWL FLAP CONTROL	1	
	□MS20365-832 NUT	2	
- 16	□112436-6 RETAINER.	1	
	□112412 GROMMET	2	
	□112413-4 BALL.	2	
	□49338 FASTENER.	2	
	□AN960-8 WASHER.	3	
	□35-410446-117	GUSSET,WHEEL WELL LH.	1	
- 17	□35-410446-119	GUSSET,WHEEL WELL RH.	1	

CODE EFFECTIVITY

1 D-4866 THRU D-5330
3 D-4866 THRU D-6841

CODE EFFECTIVITY

2 D-5331 THRU D-6841
4 D-6842 AND AFTER

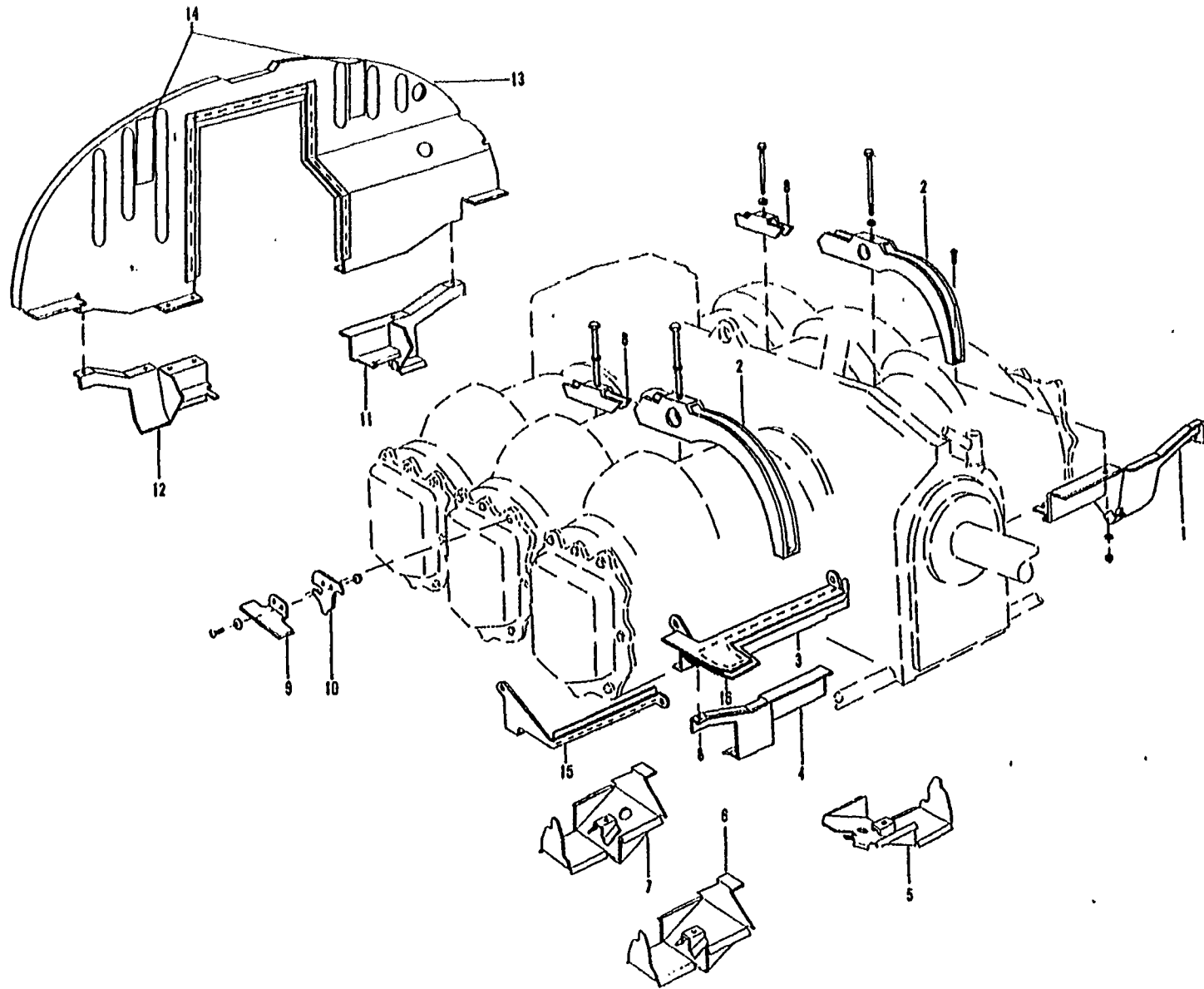


Figure 50. Engine Baffles (D-4866 thru D-7309)

FIG. & INDEX NO.	PART NO.	DESCRIPTION							UNITS PER ASSY	USABLE ON CODE
		1	2	3	4	5	6	7		
50	35-910066	BAFFLE INSTL,ENGINE							NP	
- 1	35-910066-37	• BAFFLE ASSY,FRONT LH.							1	
- 2	35-910215	• SUPPORT,FRONT INTERCYLINDER BAFFLE.							2	1
	35-910215	• SUPPORT,FRONT INTERCYLINDER BAFFLE /LH ONLY/ /ATTACHING PARTS/							1	2
	AN3-71A	• BOLT.							1	
	AN515-6R7	• SCREW							1	
	AN960-6	• WASHER.							1	
	AN960-10	• WASHER.							1	
	AN365-632	• NUT							1	
- 3	35-910066-151	• BAFFLE ASSY,OIL COOLER.							1	
- 4	35-910066-149	• BAFFLE ASSY,FRONT RH.							1	
	AN515-8R6	• SCREW							3	
- 5	35-910066-113	• BAFFLE ASSY,FRONT INTERCYLINDER LH.							1	3
	35-910066-227	• BAFFLE ASSY,FRONT INTERCYLINDER LH.							1	4
- 6	35-910066-107	• BAFFLE ASSY,FRONT INTERCYLINDER RH.							1	3
	35-910066-233	• BAFFLE ASSY,FRONT INTERCYLINDER RH.							1	4
- 7	35-910066-111	• BAFFLE ASSY,REAR INTERCYLINDER.							2	
- 8	35-910216	• SUPPORT,REAR INTERCYLINDER BAFFLE							2	
	AN3-60A	• BOLT.							1	
	AN960-10	• WASHER.							1	
- 9	45-910315	• CLIP,ANGLE.							4	5
	45-910315-1	• CLIP,ANGLE.							4	6
- 10	45-910314	• PLATE,ENGINE BAFFLE SUPPORT							4	
	AN515-8R8	• SCREW							2	
	AN960-8	• WASHER.							2	
	AN365-832	• NUT							2	
- 11	35-910066-157	• BAFFLE ASSY,REAR LH.							1	
- 12	35-910066-33	• BAFFLE ASSY,REAR RH.							1	
- 13	35-910066-1	• BAFFLE ASSY,REAR.							1	3
	35-910066-229	• BAFFLE ASSY,REAR.							1	7
	35-910066-247	• BAFFLE ASSY,REAR.							1	8
	35-910066-251	• BAFFLE ASSY,REAR.							1	9
- 14	95-910020	• PLACARD,MAGNETO DISCONNECT.							2	10
- 15	35-910066-207	• BAFFLE ASSY,OIL COOLER.							1	11
- 16	35-910066-215	• STRIP ASSY,OIL COOLER CAP							1	11

CODE EFFECTIVITY

CODE EFFECTIVITY

1	D-4866 THRU D-5563, D-5570,D-5573 AND D-5650	2	D-5564 THRU D-5725 EXCEPT D-557C, D-5573 AND D-565C
3	D-4866 THRU D-5330	4	D-4866 THRU D-6561
5	D-4866 THRU D-6034, D-6040 THRU D-6043	6	D-6035 THRU D-6039, D-6044 THRU D-7309
7	D-5331 THRU D-6089, D-6091 THRU D-6108, D-6146 THRU D-6160	8	D-6090,D-6109 THRU D-6145,D-6161 THRU D-6561
9	D-6562 THRU D-7309	10	D-5470 THRU D-5725
11	D-5352,D-5564 THRU D-7309 EXCEPT D-5570, D-5573 AND D-5650		

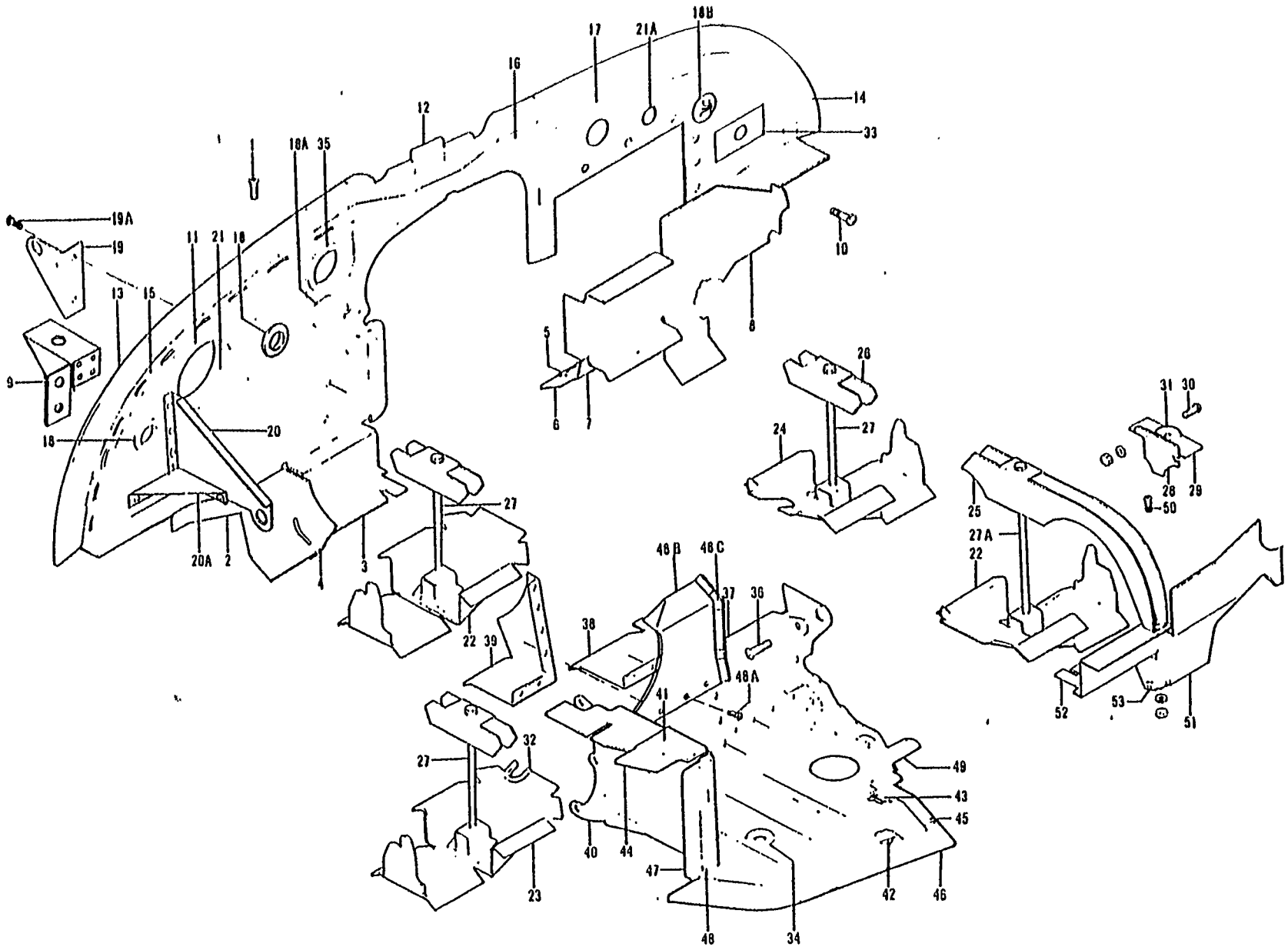


Figure 50A. Engine Baffles (D-7310 and After)

FIG. & INDEX NO.	PART NO.	DESCRIPTION	UNITS PER ASSY	USABLE ON CODE
		1 2 3 4 5 6 7		
50A-	35-910067	BAFFLE INSTL,ENGINE /SEE FIG. 47A FOR NHA/ . . .	NP	1
	35-910067-43	. BAFFLE ASSY,REAR RH	1	1
		/ATTACHING PARTS/		
- 1	AN515-6R5	. SCREW	4	
	AN520-10R6	. SCREW	4	
	AN960-6	. WASHER	4	
	AN960-10	. WASHER	4	
	MS20365-632	. NUT	4	
- 2	35-910066-43	. . BAFFLE	1	1
- 3	35-910066-49	. . BAFFLE	1	1
- 4	35-910066-165	. . CLIP	1	1
	35-910067-51	. BAFFLE ASSY,REAR LH	1	1
- 5	35-910067-53	. . STRIP	1	1
- 6	35-910067-55	. . SEAL	1	1
- 7	35-910067-57	. . BAFFLE	1	1
- 8	35-910067-79	. . BAFFLE	1	1
- 9	33-329010-19	. . ANGLE,AIR PRESSURE REGULATOR SUPPORT.	1	4
	35-910067-1	. BAFFLE ASSY,REAR.	1	2
	35-910067-601	. BAFFLE ASSY,REAR.	1	3
		/ATTACHING PARTS/		
- 10	AN520-10R8	. SCREW	9	
	AN960-10	. WASHER	18	
	MS20365-1032	. NUT	9	
- 11	35-910067-3	. . BAFFLE	1	2
	35-910067-129	. . BAFFLE	1	3
- 12	35-910067-25	. . SEAL	1	1
- 13	35-910067-27	. . SEAL	2	1
- 14	35-910067-29	. . SEAL	1	1
- 15	35-910067-31	. . STRIP	1	1
- 16	35-910067-33	. . RETAINER	1	1
- 17	35-910067-35	. . STRIP	1	1
- 18	MS35489-23	. . GROMMET	1	1
- 18A	SS51058	. . PLUG	1	1
- 18B	AN865-1	. . FLANGE	1	1
- 19	96-910020-257	. . CLIP	1	1
		/ATTACHING PARTS/		
- 19A	AN3-3A	. . BOLT	2	
	AN960-10	. . WASHER	2	
	MS20365-1032	. . NUT	2	
- 20	35-910066-239	. . SUPPORT	1	1
- 20A	35-910067-113	. . ANGLE	1	1
- 21	35-910067-71	. . WELD ASSY	1	2
	35-410446-253	. . WELD ASSY	1	3
- 21A	SS48155	. PLUG /USE WITH VACUUM DRIVEN INSTRUMENTS/	1	
- 22	96-910020-151	. BAFFLE ASSY,INTER CYLINDER.	2	1
- 23	35-910067-47	. BAFFLE ASSY,INTER CYLINDER.	1	1
- 24	96-910020-85	. BAFFLE ASSY,INTER CYLINDER.	1	1
- 25	35-910215	. SUPPORT,BAFFLE.	1	1
- 26	35-910216	. SUPPORT,BAFFLE.	3	1
		/ATTACHING PARTS/		
- 27	AN3-63A	. BOLT	1	
- 27A	AN3-71A	. BOLT	1	
	AN960-10	. WASHER	1	
- 28	45-910314	. PLATE	4	1
- 29	45-910315-1	. CLIP	4	1
		/ATTACHING PARTS/		
- 30	AN515-8R8	. SCREW	2	
	AN960-8	. WASHER	2	
	MS20365-832	. NUT	2	
- 31	AN931-5S13	. GROMMET	4	1
- 32	294929A2	. GROMMET	1	1
- 33	95-910020	. PLACARD	2	1

FIG. & INDEX NO.	PART NO.	1	2	3	4	5	6	7	DESCRIPTION	UNITS PER ASSY	USABLE ON CODE
50A- 34	MS35489-145	GROMMET	1	1
- 35	MS35489-27	GROMMET	1	1
	35-910067-85	BAFFLE ASSY, FWD RH.	1	1
									/ATTACHING PARTS/		
- 36	AN520-10R6	SCREW	3	
	AN960-10	WASHER.	3	
- 37	35-910067-103	BAFFLE.	1	1
- 38	96-910020-55	BAFFLE.	1	1
- 39	96-910020-53	BAFFLE.	1	1
- 40	35-910067-7	SUPPORT	1	1
- 41	35-910067-13	RETAINER.	1	1
- 42	35-910067-15	RETAINER.	1	1
- 43	35-910067-17	RETAINER.	1	1
- 44	35-910067-19	SEAL.	1	1
- 45	35-910067-21	SEAL.	1	1
- 46	35-910067-23	SEAL.	1	1
- 47	35-910067-59	SEAL.	1	1
- 48	35-910067-61	RETAINER.	1	1
	35-910067-87	BAFFLE ASSY	1	1
									/ATTACHING PARTS/		
- 48A	ANS15-6R5	SCREW	3	
	AN960-6	WASHER.	3	
	130006A-6328C	PLATE, NUT	3	
- 48B	35-910067-81	BAFFLE.	1	1
- 48C	35-910067-83	STIFFNER.	1	1
- 49	35-910068	SUPPORT	1	1
	35-910073-1	BAFFLE ASSY, FWD LH.	1	
									/ATTACHING PARTS/		
- 50	ANS15-6R14	SCREW	1	
	AN960-6	WASHER.	1	
	MS20365-632	NUT	1	
- 51	35-910073-3	BAFFLE.	1	1
- 52	35-910073-5	BAFFLE.	1	1
- 53	35-910066-165	CLIP.	1	1

CODE EFFECTIVITY	CODE EFFECTIVITY
1 D-7310 AND AFTER	2 D-7310 THRU D-8871
3 D-8872 AND AFTER	4 D-8599 AND AFTER

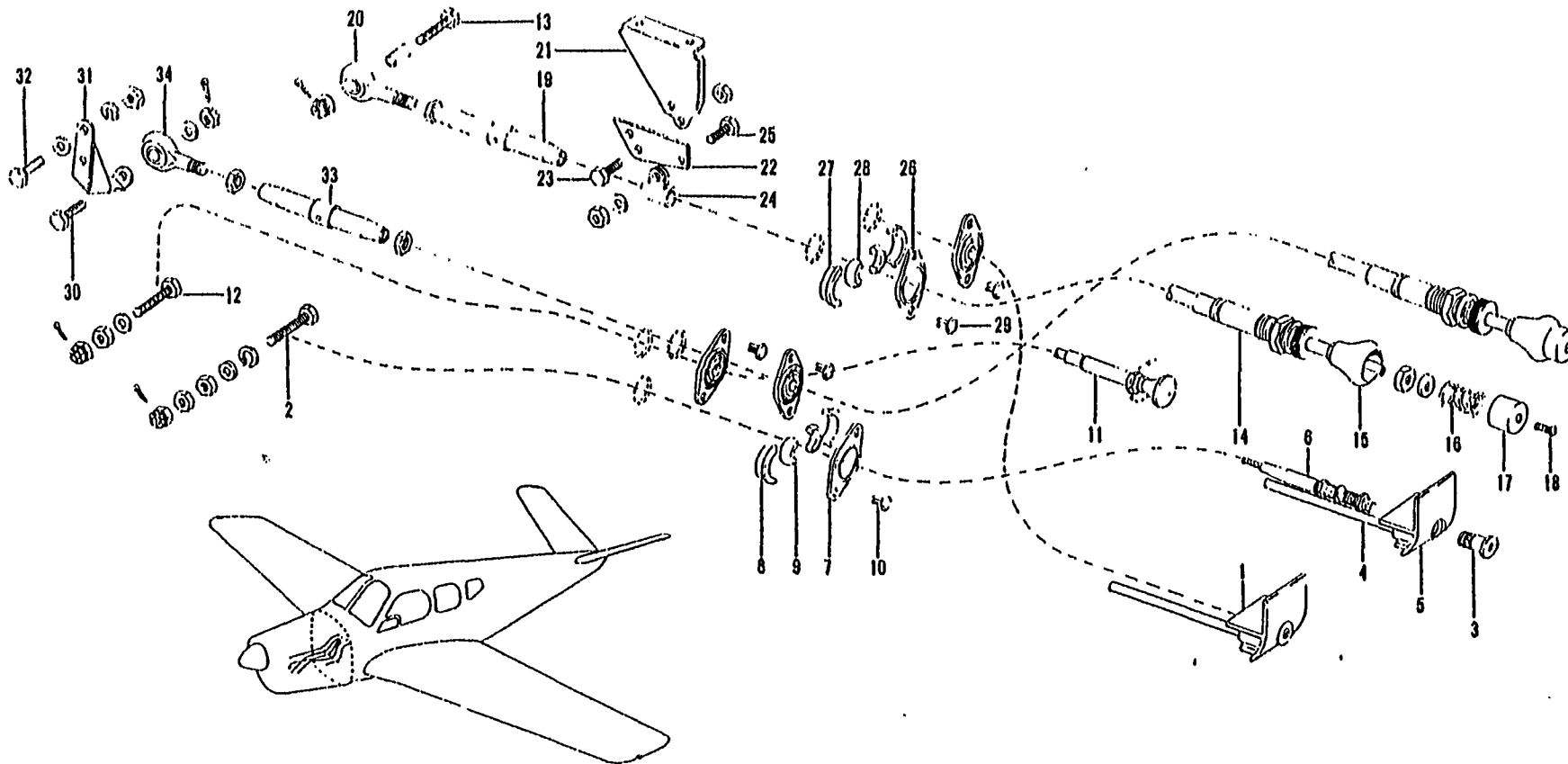


Figure 51. Engine Controls (D-4866 thru D-5330)

FIG. & INDEX NO.	PART NO.	DESCRIPTION	UNITS							USABLE ON CODE
			1	2	3	4	5	6	7	
51	35-944047	CONTROL INSTL,ENGINE.							NP	1
- 1	□35-944017	. CONTROL ASSY,COWL FLAP /SEE FIG. 49/.							REF	1
	□35-944007-4	. CONTROL ASSY,AUXILIARY FUNCTION							1	1
		/ATTACHING PARTS/								
- 2	S-207-6	. BOLT.							1	
	AN935-616L	. WASHER.							1	
	□AN960-416	. WASHER.							1	
	□AN310-4	. NUT							1	
	□AN315-4R	. NUT							1	
	□AN316-6R	. NUT							1	
	AN380-2-3	. PIN,COTTER.							1	
	□35-944009	. . HANDLE ASSY,PUSH PULL CONTROL							1	1
		/SUPERSEDES 35-9440G3/								
- 3	35-944003	. . . INSERT,PUSH PULL CONTROL.							1	1
		/ORDER 35-9440G9/								
- 4	□35-944004	. . . GUIDE,PUSH PULL CONTROL							1	1
- 5	35-944009-2	. . . HANDLE,PUSH PULL CONTROL.							1	1
- 6	□3A1040-2	. . CONTROL ASSY,AUXILIARY FUNCTION							1	1
- 7	□112456-6	. RETAINER.							1	1
- 8	□112412	. GROMMET							2	1
- 9	□112413-2	. BALL							2	1
- 10	□49338	. FASTENER.							2	1
	□AN960-8	. WASHER.							4	1
- 11	□3A1041	. CONTROL ASSY,CARBURETOR MIXTURE							1	1
		/ATTACHING PARTS/								
- 12	S-207-7	. BOLT.							1	
	□AN960-416	. WASHER.							1	
	□AN310-4	. NUT							1	
	□AN315-4R	. NUT							1	
	AN380-2-3	. PIN,COTTER.							1	
	□112436-6	. RETAINER.							1	1
	□112412	. GROMMET							2	1
	□112413-2	. BALL							2	1
	□49338	. FASTENER.							2	1
	□AN960-8	. WASHER.							4	1
	35-944046	. CONTROL ASSY,THROTTLE							1	1
		/ATTACHING PARTS/								
- 13	□AN3-17	. BOLT.							1	
	105739S-XA0520	. BUSHING							1	
	105739S-XB0875	. BUSHING							1	
	□AN310-3	. NUT							1	
	□AN380-2-2	. PIN,COTTER.							1	
- 14	3V-705-ACSN-	. . CONTROL ASSY.							1	1
	125-52-1/8									
- 15	□35-944042	. . KNOB,CONTROL.							1	1
		/ATTACHING PARTS/								
	AN936-A616	. . WASHER.							1	
	AN924-3D	. . NUT							1	
- 16	RA-4405	. . SPRING.							1	1
- 17	□35-944035	. . BUTTON,CONTROL RELEASE.							1	1
		/ATTACHING PARTS/								
- 18	□NAS387-832-8P	. . SCREW							1	
	1232-00	. . WASHER.							1	1
	□AN924-8D	. . NUT							1	1
- 19	AN155-32L	. BARREL							1	1
	□AN316-4L	. NUT							1	1
- 20	□ML34-14	. END,ROD							1	1
- 21	35-944050	. BRACKET,THROTTLE CONTROL ARM.							1	1

FIG. & INDEX NO.	PART NO.	DESCRIPTION	UNITS PER ASSY	USABLE ON CODE
51 - 22	□35-944047-7	• PLATE, THROTTLE CONTROL ARM /ATTACHING PARTS/	1	1
- 23	□AN3-3A AN363-1032	• BOLT • NUT	2 2	
- 24	□PP561-DS-4	• CLAMP /ATTACHING PARTS/	1	1
- 25	□AN3-7A □AN960-10L AN363-1032	• BOLT • WASHER • NUT	1 1 1	
- 26	□112436-6	• RETAINER	1	1
- 27	□112412	• GROMMET	2	1
- 28	□112413-8	• BALL	2	1
- 29	□49338 □AN960-8 □35-944048	• FASTENER • WASHER • CONTROL ASSY, PROPELLER /ATTACHING PARTS/	2 4 1	1 1 1
- 30	□AN3-7 □AN960-10L □AN310-3 □AN380-2-2	• BOLT • WASHER • NUT • PIN, COTTER	1 1 1 1	
	3V-705-ACSN- 125-60 □35-944049	• CONTROL ASSY • KNOB, PROPELLER CONTROL /ATTACHING PARTS/	1 1	1 1
	AN936-A616 AN924-3D	• WASHER • NUT	1 1	
	RA-4405 □35-944035	• SPRING • BUTTON, CONTROL RELEASE /ATTACHING PARTS/	1 1	1 1
	□NAS387-832-8P	• SCREW	1	
	1232-00 □AN924-8D	• WASHER • NUT	1 1	1 1
- 31	□35-944051-1	• ARM ASSY, PROPELLER CONTROL /ATTACHING PARTS/	1	1
- 32	□AN3-6A AN936A10 □AN960-10L MS20365-1032	• BOLT • WASHER • WASHER • NUT /SUPERSEDES AN365-1032C/	1 2 1 1	
- 33	AN155-32L □AN316-4R □AN316-4L	• BARREL, TURNBUCKLE • NUT • NUT	1 1 1	1 1 1
- 34	□ML34-14 □112436-6 □112412 □112413-8 □49338 □AN960-8	• END, ROD • RETAINER • GROMMET • BALL • FASTENER • WASHER	1 1 2 2 2 4	1 1 1 1 1 1

CODE EFFECTIVITY

1 D-4866 THRU D-5330

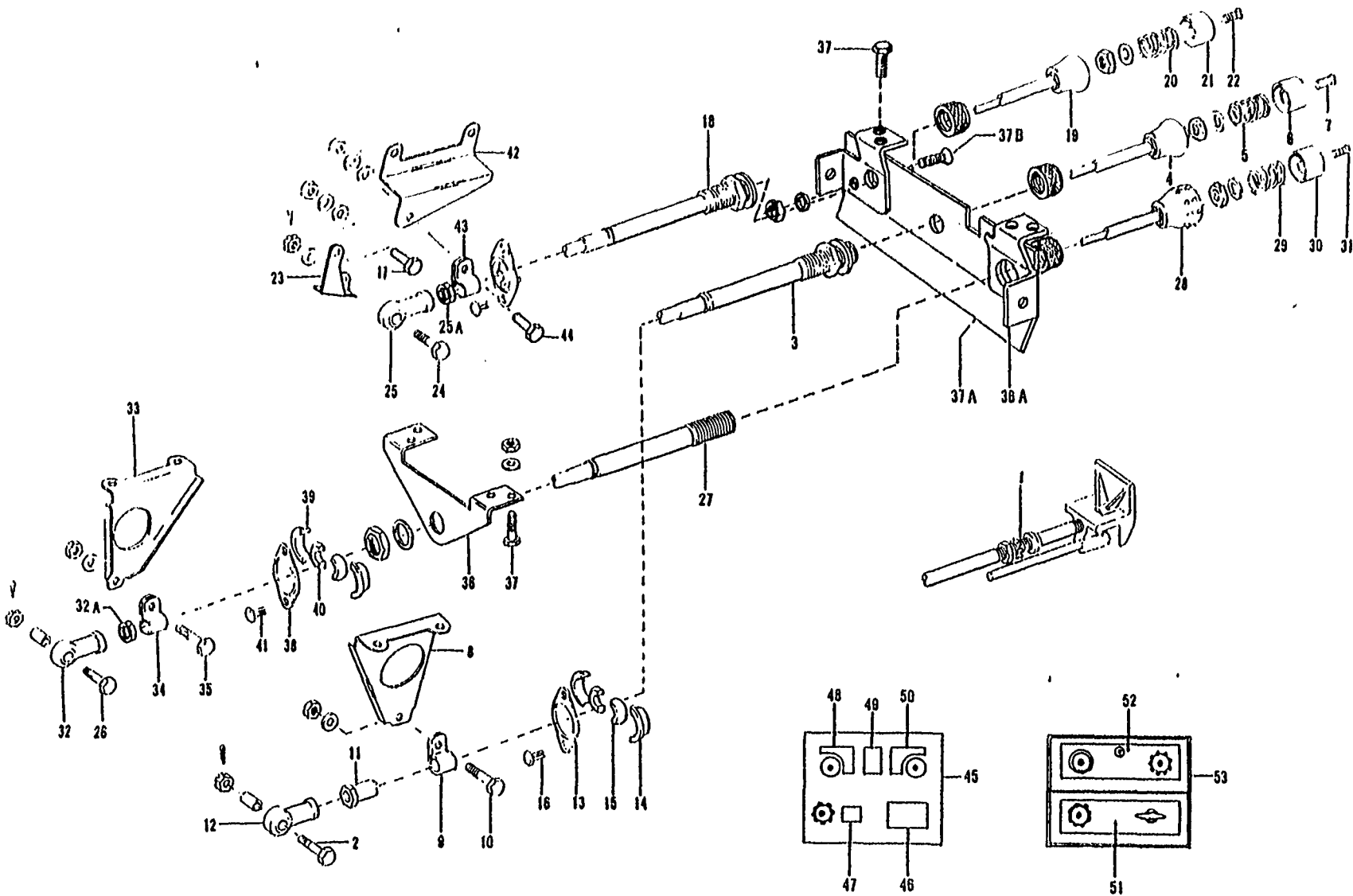


Figure 52. Engine Controls (D-5331 and after)

MODEL 35 PARTS CATALOG

FIG. & INDEX NO.	PART NO.	DESCRIPTION	UNITS							USABLE ON CODE
			1	2	3	4	5	6	7	
52 -	35-944052	CONTROL INSTL,ENGINE.							NP	14
	35-944056	CONTROL INSTL,ENGINE.							NP	15
- 1	□35-944017	. CONTROL ASSY,COWL FLAP /SEE FIG. 49/.							REF	14
	□35-380050-1	. CONTROL ASSY,COWL FLAP /SEE FIG. 49/.							REF	15
	□35-944046-1	. CONTROL ASSY,THROTTLE							1	2
	35-944046-3	. CONTROL ASSY,THROTTLE							1	3
	□35-944046-5	. CONTROL ASSY,THROTTLE							1	15
		/ATTACHING PARTS/								
- 2	□AN3-12/M/	. BOLT.							1	
	□100951X040ZL	. WASHER.							2	
	105739S-XJQ250	. BUSHING							1	4
	□AN310-3	. NUT							1	
	AN380-2-2	. PIN,COTTER.							1	
- 3	3V705ACSN-	. . CONTROL ASSY.							1	5
	125-54-1/2	. . CONTROL ASSY.							1	6
	□3V710-1116-3	. . CONTROL ASSY.							1	16
	□3V710-1177-2	. . CONTROL ASSY.							1	14
- 4	□35-944042	. . KNOB,CONTROL.							1	15
	35-944042-1	. . KNOB,CONTROL.							1	
		/ATTACHING PARTS/								
	□AN936A616	. . WASHER.							1	
	□AN924-3D	. . NUT							1	
- 5	RA4405	. . SPRING.							1	5
	□PP4405	. . SPRING.							1	7
- 6	□35-944035	. . BUTTON,CONTROL RELEASE.							1	14
	□35-944035-1	. . BUTTON,CONTROL RELEASE.							1	15
		/ATTACHING PARTS/								
- 7	□NAS387-832-8P	. . SCREW							1	
	1232-00	. . WASHER.							1	5
	□AN924-8D	. . NUT							1	5
- 8	□35-944052-5	. BRACKET,THROTTLE CONTROL ARM.							1	1
- 9	□PP5610S4	. CLAMP							1	1
		/ATTACHING PARTS/								
- 10	□AN3-6A/M/	. BOLT.							1	
	□AN960-10L	. WASHER.							1	
	AN363C1032	. NUT							1	
- 11	□35-369123	. ACTUATOR,THROTTLE CONTROL ARM							1	1
- 12	□F34-14M	. END,ROD /SUPERSEDES REB3N/.							1	1
- 13	□112436-6	. RETAINER							1	1
- 14	□112412	. GROMMET							2	1
- 15	□112413-8	. BALL.							2	1
- 16	□49338	. FASTENER.							2	1
	□AN960-8	. WASHER.							4	1
	□35-944048-1	. CONTROL ASSY,PROPELLER.							1	1
		/ATTACHING PARTS/								
- 17	□AN3-7/M/	. BOLT.							1	
	□AN960-10L	. WASHER.							1	
	□AN310-3	. NUT							1	
	AN380-2-2	. PIN,COTTER.							1	
- 18	3V705ACSN125-64	. . CONTROL ASSY.							1	8
	3V710-1177-5	. . CONTROL ASSY /SUPERSEDES 3V710-1177-1/.							1	9
- 19	□35-944049	. . KNOB,PROPELLER CONTROL.							1	14
	35-944049-5	. . KNOB,PROPELLER CONTROL.							1	15
		/ATTACHING PARTS/								
	□AN936A616	. . WASHER.							1	
	□AN924-3D	. . NUT							1	
- 20	RA4405	. . SPRING.							1	8
	□PP4405	. . SPRING.							1	9

MODEL 35 PARTS CATALOG

FIG. & INDEX NO.	PART NO.	DESCRIPTION	UNITS PER ASSY	USABLE ON CODE
		1 2 3 4 5 6 7		
52 - 21	□35-944035 BUTTON,CONTROL RELEASE.	1	14
	□35-944035-1 BUTTON,CONTROL RELEASE. /ATTACHING PARTS/	1	15
- 22	□NAS387-832-8P SCREW	1	
	1232-00 WASHER.	1	8
	□AN924-80 NUT	1	8
- 23	□35-944051-1 ARM ASSY,PROPELLER CONTROL. /ATTACHING PARTS/	1	1
- 24	□AN3-6A/M/ BOLT.	1	
	□100951X040ZL WASHER.	2	
	□AN960-10L WASHER.	1	
	□AN936A10 WASHER.	2	
	□MS20365-1032 NUT /SUPERSEDES AN365-1032C/.	1	
- 25	□F34-14M END,ROD /SUPERSEDES REB3N/.	1	1
- 25A	□AN316-4R NUT	1	1
	□AN935-416 WASHER,LOCK	1	1
	□I12436-6 RETAINER.	1	1
	□112412 GROMMET	2	1
	□112413-8 BALL.	2	1
	□49338 FASTENER.	2	1
	□AN960-8 WASHER.	4	1
	□35-944054 CONTROL ASSY,MIXTURE.	1	10
	□35-944054-1 CONTROL ASSY,MIXTURE.	1	3
	□35-944054-3 CONTROL ASSY,MIXTURE. /ATTACHING PARTS/	1	15
- 26	□AN3-10/M/ BOLT.	1	
	□100951X040ZL WASHER.	2	
	105739S-XJ0250 BUSHING	1	4
	□AN310-3 NUT	1	
	AN380-2-2 PIN,COTTER.	1	
- 27	3V709-1177-1-52-1/8 CONTROL ASSY.	1	11
	□3V710-1177-2 CONTROL ASSY.	1	12
	□3V710-1177-3 CONTROL ASSY.	1	1
- 28	□35-944049-1 KNOB,MIXTURE CONTROL.	1	14
	□35-944049-3 KNOB,MIXTURE CONTROL. /ATTACHING PARTS/	1	15
	□AN936A616 WASHER.	1	
	□AN924-3D NUT	1	
- 29	RA4405 SPRING.	1	11
	□PP4405 SPRING.	1	13
- 30	□35-944035 BUTTON,CONTROL RELEASE.	1	14
	□35-944035-1 BUTTON,CONTROL RELEASE. /ATTACHING PARTS/	1	15
- 31	□NAS387-832-8P SCREW	1	
	1232-00 WASHER.	1	11
	□AN924-80 NUT	1	11
- 32	□F34-14M END,ROD /SUPERSEDES REB3N/.	1	1
- 32A	□AN316-4R NUT	1	1
	□AN935-416 WASHER,LOCK	1	1
- 33	□35-944052-5 BRACKET,MIXTURE CONTROL	1	1
- 34	□PP5610S4 CLAMP /ATTACHING PARTS/	1	1
- 35	AN3C13A BOLT.	1	
	AN960C10L WASHER.	1	
	AN363C1032 NUT	1	

MODEL 35 PARTS CATALOG

FIG. & INDEX NO.	PART NO.	DESCRIPTION	UNITS PER ASSY	USABLE ON CODE
52 - 36	35-944055-1	BRACKET, MIXTURE CONTROL	1	2
- 36A	35-944052-15	BRACKET, LH.	1	3
	35-944052-16	BRACKET, RH.	1	3
		/ATTACHING PARTS/		
- 37	AN3-5A/M/	BOLT.	4	
	AN960-10	WASHER.	4	
	AN365-1032	NUT	4	
- 37A	35-944052-13	PANEL	1	3
		/ATTACHING PARTS/		
- 37B	AN507-1032R10	SCREW	2	
	AN960-10	WASHER.	2	
	AN365-1032	NUT	2	
- 38	112436-6	RETAINER.	1	1
- 39	112412	GROMMET	2	1
- 40	112413-8	BALL.	2	1
- 41	49338	FASTENER.	2	1
	AN960-8	WASHER.	4	1
- 42	35-944052-9	BRACKET, PROPELLER CONTROL	1	1
- 43	PP561DS4	CLAMP	1	1
		/ATTACHING PARTS/		
- 44	AN3-6A/M/	BOLT.	1	
	AN960-10L	WASHER.	1	
	AN363C1032	NUT	1	
- 45	35-944057-1	ESCUTCHEON.	1	17
- 46	35-944061	PLACARD, FUEL PUMP OPERATION	1	19
- 47	35-944058	PLACARD, FUEL MIXTURE.	1	19
- 48	35-944060	PLACARD, THROTTLE.	1	17
- 49	35-944062	PLACARD, PUMP ON-OFF	1	17
- 50	35-944059	PLACARD, PROP-PUSH HI RPM.	1	17
- 51	35-944068	PLACARD, PUMP FUEL MIX & ALT AIR	1	20
	35-944064-1	PLACARD, FUEL MIX & ALT AIR.	1	18
- 52	35-944065	PLACARD, THROTTLE, PROP & FUEL PUMP	1	18
- 53	35-944066	ESCUTCHEON.	1	18

CODE EFFECTIVITY

- 1 D-5331 AND AFTER
- 3 D-6562 THRU D-6841
- 5 D-5331 THRU D-5665
- 7 D-5666 AND AFTER
- 9 D-5601 AND AFTER
- 11 D-5331 THRU D-5782
- 13 D-5783 AND AFTER
- 15 D-6842 AND AFTER
- 17 D-6842 THRU D-7309
- 19 D-6842 THRU D-7254

CODE EFFECTIVITY

- 2 D-5331 THRU D-6561
- 4 D-5331 THRU D-5848
- 6 D-5666 THRU D-6561
- 8 D-5331 THRU D-5600
- 10 D-4866 THRU D-6561
- 12 D-5783 THRU D-6561
- 14 D-5331 THRU D-6841
- 16 D-6562 AND AFTER
- 18 D-7310 AND AFTER
- 20 D-7255 THRU D-7309

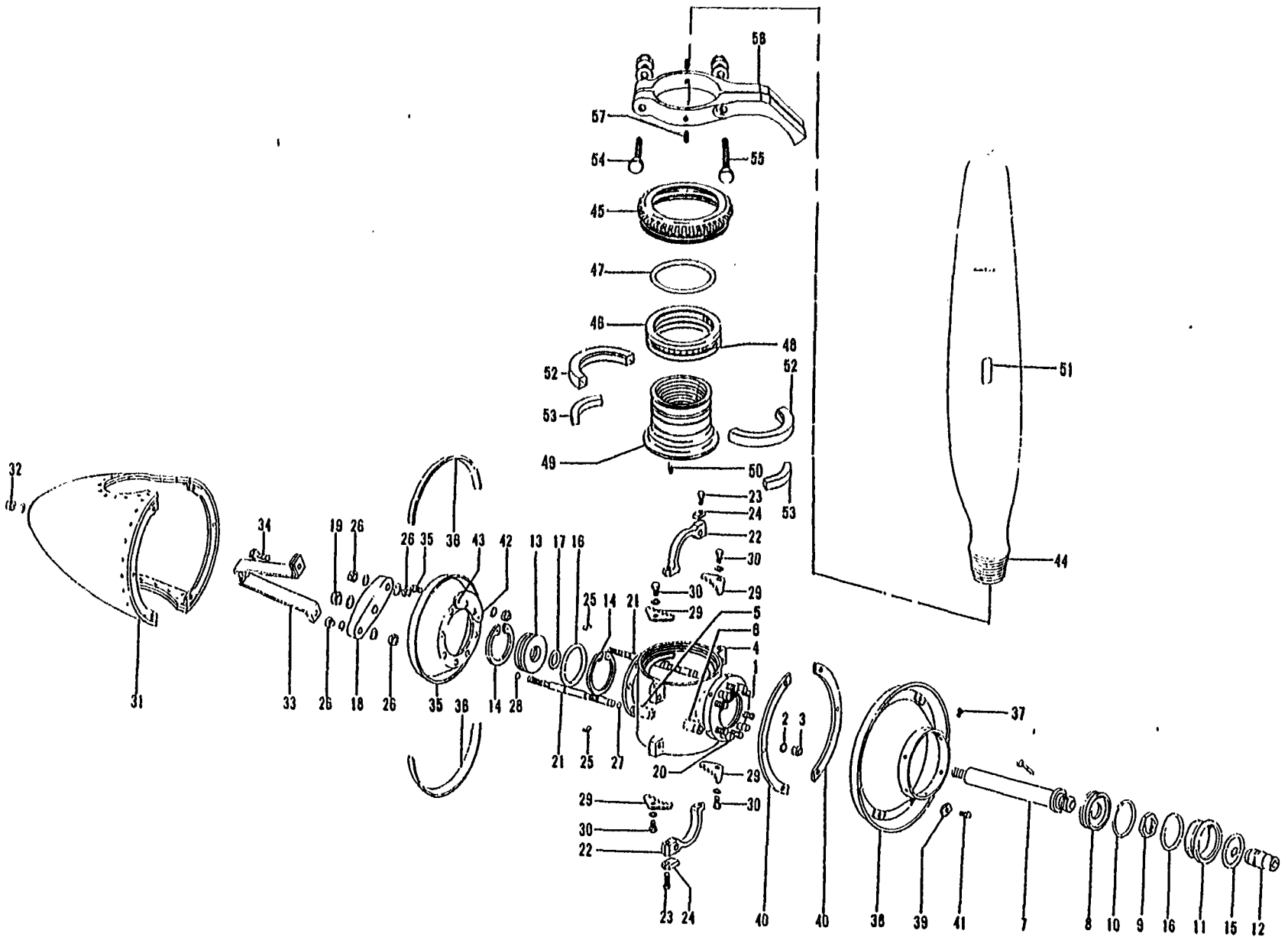


Figure 53. Beechcraft Propeller

FIG. & INDEX NO.	PART NO.	DESCRIPTION	UNITS							USABLE ON CODE
			1	2	3	4	5	6	7	
53	278-102-612	PROPELLER ASSY, FLANGED SHAFT.							1	1
	278-102	/SPARE ASSY, SEE ADDENDUM/ PROPELLER ASSY, FLANGED SHAFT.							REF	1
	278-111-604	/SEE FIG. 47 FOR NHA/ PROPELLER ASSY, FLANGED SHAFT.							1	2
	278-111	/SPARE ASSY, SEE ADDENDUM/ PROPELLER ASSY, FLANGED SHAFT.							REF	2
	278-112-602	/SEE FIG. 47 FOR NHA/ PROPELLER ASSY, FLANGED SHAFT.							1	3
	278-112	/SPARE ASSY, SEE ADDENDUM/ PROPELLER ASSY, FLANGED SHAFT.							REF	3
	278-114-602	/SEE FIG. 47 FOR NHA/ PROPELLER ASSY, FLANGED SHAFT.							1	4
	278-114	/SPARE ASSY, SEE ADDENDUM/ PROPELLER ASSY, FLANGED SHAFT.							REF	4
	278-113	/SEE FIG. 47 FOR NHA/ PROPELLER ASSY, FLANGED SHAFT.							REF	5
	278-116	/SEE FIG. 47 FOR NHA/ /ALTERNATE FOR 278-114/ PROPELLER ASSY, FLANGED SHAFT.							REF	6
	278-116-1	/SEE FIG. 47 FOR NHA/ PROPELLER ASSY, FLANGED SHAFT.							REF	7
	278-100-1	• HUB ASSY, FLANGED SHAFT PROPELLER.							1	1
	278-100-5	• HUB ASSY, FLANGED SHAFT PROPELLER.							1	2
	278-100-7	• HUB ASSY, FLANGED SHAFT PROPELLER.							1	8
	278-100-9	• HUB ASSY, FLANGED SHAFT PROPELLER.							1	9
	278-100-11	• HUB ASSY, FLANGED SHAFT PROPELLER.							1	6
	278-100-13	• HUB ASSY, FLANGED SHAFT PROPELLER.							1	7
	278-204-25	• • HUB ASSY, PROPELLER /SUPERSEDES 278-204-21/.							1	11
	278-204	• • HUB ASSY, PROPELLER. /ATTACHING PARTS/							1	12
- 1	278-329	• • STUD, PROPELLER HUB.							6	1
	278-395	• • BOLT, PROPELLER HUB.							6	13
- 2	AN960-816	• • WASHER.							6	
- 3	AN121556	• • NUT.							6	1
- 4	278-204-13	• • • BRAZED ASSY, PROPELLER HUB							1	
- 5	278-204-22	• • • BUSHING							2	
- 6	278-204-23	• • • BUSHING							2	
	278-201	• • PISTON ASSY, PROPELLER							1	
- 7	278-202	• • • SHAFT ASSY, PROPELLER PISTON							1	
- 8	278-305	• • • PISTON, PROPELLER.							1	
- 9	278-351	• • • NUT, PROPELLER PISTON.							1	
	AN380-3-2	• • • PIN, COTTER.							1	
- 10	5140-534002-36	• • RING, O.							1	
- 11	278-302	• • PARTITION, OIL RETAINER AFT.							1	14
	278-365	• • PARTITION, OIL RETAINER AFT.							1	10
- 12	278-307	• • TUBE, OIL TRANSFER LINE CONNECTOR.							1	14
- 13	278-304	• • GUIDE, PROPELLER PISTON.							1	
- 14	AN550-287	• • RING, SNAP							2	
- 15	AN123888	• • SEAL, O RING							1	
- 16	AN123891	• • SEAL, O RING							2	
- 17	AN123872	• • SEAL, O RING							1	
- 18	278-301	• • YOKE, PROPELLER FRONT. /ATTACHING PARTS/							1	
	AN960-716	• • WASHER.							1	
- 19	AN365-720	• • NUT							1	
- 20	278-306	• • PIN, PROPELLER HUB DOWEL							2	15
	278-333	• • PIN, PROPELLER HUB DOWEL							2	2
- 21	278-336	• • BOLT, PROPELLER CONTROL.							2	

FIG. & INDEX NO.	PART NO.	DESCRIPTION	UNITS PER ASSY	USABLE ON CODE
53 - 22	□278-350	• • YOKE,PROPELLER AFT. /ATTACHING PARTS/	2	
- 23	□215-318	• • BOLT,ACTUATOR	2	
- 24	□215-317	• • BUSHING,SLIDING ACTUATOR	2	
	□AN960-516	• • WASHER	2	
	□AN365-524	• • NUT	2	
		-----*		
- 25	□278-340	• • LOCK,CONTROL BOLT	4	
- 26	□278-308	• • NUT	4	
	□AN960-516L	• • WASHER	4	
- 27	□AN123861	• • SEAL,O RING	2	
- 28	□AN123862	• • SEAL,O RING	3	
- 29	□278-346	• • LOCK,BLADE RETENTION NUT /ATTACHING PARTS/	4	
- 30	□AN4H4A/M/ □AN960-416L	• • BOLT • • WASHER	4 4	
		-----*		
- 31	□278-205-9 □278-205-11	• • SHELL ASSY,SPINNER • • SHELL ASSY,SPINNER /ATTACHING PARTS/	1 1	6 7
	□AN960-516	• • WASHER	1	
- 32	□AN310-5 AN380-1-2	• • NUT • • PIN,COTTER	1 1	
		-----*		
- 33	□278-383 □278-381 □278-240 278-240-3	• • BRACKET ASSY,SPINNER RETAINER • • BULKHEAD ASSY,PROPELLER SPINNER FRONT • • BULKHEAD ASSY,PROPELLER SPINNER FRONT • • BULKHEAD ASSY,PROPELLER SPINNER FRONT /ATTACHING PARTS/	1 1 1 1	 16 17 7
	□AN4-6A/M/	• • BOLT	2	
- 34	□AN4-5A/M/ □AN960-416L AN365-428	• • BOLT • • WASHER • • NUT	4 6 6	
		-----*		
- 35	□278-381-1	• • • BULKHEAD,PROPELLER SPINNER FRONT	1	
- 35A	□278-379	• • • PLACARD,BULKHEAD	1	
- 36	□278-311 □278-377-502	• • • PAD,PROPELLER SHELL BULKHEAD FWD • • BULKHEAD ASSY,PROPELLER SPINNER AFT /SPARE ASSY/	2 1	
	278-377	• • BULKHEAD ASSY,PROPELLER SPINNER AFT /ATTACHING PARTS/	NP	10
- 37	□AN3H3A/M/ □AN960-10L	• • BOLT • • WASHER	6 6	
		-----*		
	□278-378	• • • PLACARD,PROPELLER INSTL	1	
- 38	□278-377-5	• • • BULKHEAD,PROPELLER SPINNER AFT	1	
- 39	SS48408	• • TEENUT	6	
- 40	□278-377-3	• • • PAD,PROPELLER SHELL BULKHEAD AFT	2	
- 41	□AN74A3/M/ □AN74A4/M/ □AN74A5/M/ □AN960-416	• • BOLT • • BOLT • • BOLT • • WASHER	AR AR AR AR	
- 42	□278-341 □278-310	• • PLACARD,PROPELLER HUB ASSY IDENTIFICATION • • PLACARD,PROPELLER HUB ASSY IDENTIFICATION /ATTACHING PARTS/	1 1	1 13
- 43	AN535-0-2	• • SCREW	2	
		-----*		
	□278-208-84-602	• • BLADE ASSY,ALUMINUM PROPELLER /SPARE ASSY,SEE ADDENDUM/	2	16
	278-208-84	• • BLADE ASSY,ALUMINUM PROPELLER	NP	16
	□278-209-84-602	• • BLADE ASSY,ALUMINUM PROPELLER /SPARE ASSY,SEE ADDENDUM/ /SOLD IN MATCHED SETS/	2	3
	278-209-84-603	• • BLADE ASSY,ALUMINUM PROPELLER /SPARE ASSY,SEE ADDENDUM/ /SOLD WITH MATCHED WEIGHTS/	2	3
	278-209-84-3	• • BLADE ASSY,ALUMINUM PROPELLER	NP	3

FIG. & INDEX NO.	PART NO.	DESCRIPTION	UNITS PER ASSY							USABLE ON CODE
			1	2	3	4	5	6	7	
53	278-214-82-602	• BLADE ASSY,ALUMINUM PROPELLER							2	18
	278-214-82	• BLADE ASSY,ALUMINUM PROPELLER							NP	18
	278-213-82	• BLADE ASSY,ALUMINUM PROPELLER							1	5
- 44	278-208-84-3	• • BLADE,ALUMINUM PROPELLER							1	
	278-213-82-5	• • BLADE,ALUMINUM PROPELLER							2	5
- 45	B200-313	• • NUT,PROPELLER BLADE RETENTION							1	
- 46	215-319-10	• • RACE ASSY,THRUST BEARING							1	
- 47	PRP6227-47	• • GASKET,THRUST BEARING /NO. 7163/.							1	14
	AN123902	• • RING,O.							1	10
- 48	NO NUMBER	• • BEARING,BALL /GRADE 1.4375 DIA./							31	
- 49	215-312	• • RETAINER,PROPELLER BLADE							1	19
	278-361	• • RETAINER,PROPELLER BLADE							1	20
- 50	NO NUMBER	• • SCREW,SOCKET HEAD /1032NF-3.44 LONG/.							3	
- 51	279-341	• • PLACARD,PROPELLER SERIAL NUMBER							1	
- 52	R201-208	• • RING ASSY,BALANCE							1	22
	278-241	• • RING ASSY,BALANCE /ALTERNATE FOR R201-208/.							1	18
- 53	R203-328	• • WEIGHT,BALANCE							2	
	278-359-3	• • WEIGHT SET,COUNTER BALANCE							1	3
		• • /SOLD IN MATCHED SETS/								
	278-360-3	• • WEIGHT SET,COUNTER BALANCE							1	21
		• • /SOLD IN MATCHED SETS/								
	278-359	• • WEIGHT ASSY,COUNTER BALANCE							NP	3
	278-360	• • WEIGHT ASSY,COUNTER BALANCE							NP	21
		• • /ATTACHING PARTS/								
- 54	AN6-13A	• • BOLT							1	
- 55	AN3-21A	• • BOLT							1	
	AN960-616	• • WASHER							2	
	MS20365-624	• • NUT							2	
- 56	278-359-1	• • WEIGHT,COUNTER BALANCE LH							1	3
	278-360-1	• • WEIGHT,COUNTER BALANCE LH							1	21
	278-359-2	• • WEIGHT,COUNTER BALANCE RH							1	3
	278-360-2	• • WEIGHT,COUNTER BALANCE RH							1	21
- 57	NO NUMBER	• • SCREW,1/4 X 20-NC-3 SET							2	3

CODE EFFECTIVITY

CODE EFFECTIVITY

1	D-4866 THRU D-5029	2	D-5030 THRU D-5300 EXCEPT D-5170 AND D-5293
3	D-5170,D-5293, D-5301 THRU D-5330	4	D-5331 THRU D-6561
5	D-5352 THRU D-6561	6	D-6562 THRU D-6875 EXCEPT D-6632
7	D-6876 THRU D-7126	8	D-5170,D-5293, D-5301 THRU D-6161
9	D-6162 THRU D-6561	10	D-6562 THRU D-7126
11	D-4866 THRU D-6161	12	D-6162 THRU D-7126
13	D-5030 THRU D-7126	14	D-4866 THRU D-6561
15	D-4866 THRU D-5029, D-5170,D-5293, D-5301 THRU D-7126	16	D-4866 THRU D-5300 EXCEPT D-5170 AND D-5293
17	D-5170,D-5293, D-5301 THRU D-6875 EXCEPT D-6632	18	D-5331 THRU D-7126
19	D-4866 THRU D-5845	20	D-5846 THRU D-7126
21	D-5352 THRU D-7126	22	D-4866 THRU D-5330

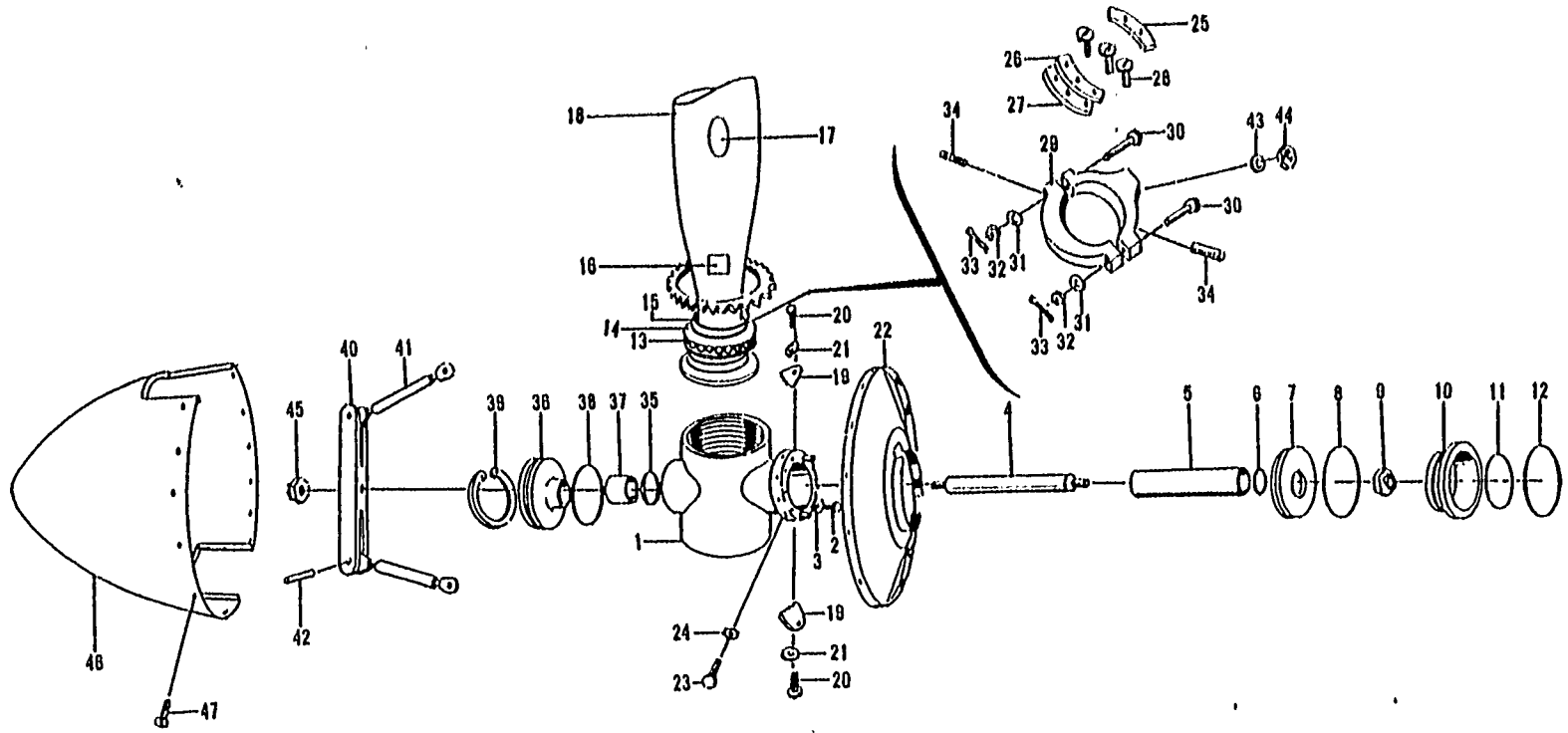


Figure 53A. Flottorp Propeller

FIG. & INDEX NO.	PART NO.	DESCRIPTION	UNITS PER ASSY	USABLE ON CODE
53A-	F12A-3	PROPELLER ASSY, FLANGED SHAFT. /SEE FIG. 47 FOR NHA/	1	1
	□F12A-4	PROPELLER ASSY, FLANGED SHAFT. /SEE FIG. 47 FOR NHA/	1	2
	F12A-5	PROPELLER ASSY, FLANGED SHAFT. /SEE FIG. 47 FOR NHA/	1	2
- 1	□212 212-1	. HUB /F12A-4 PROPELLER/. HUB /F12A-3□-5 PROPELLERS/. /ATTACHING PARTS/	1 1	
	□.5002DIAx1.00	. STUD.	2	
- 2	□AN8H10A	. BOLT.	6	
- 3	□AN96C-316	. WASHER.	6	
- 4	□112	. SHAFT, PISTON.	1	
- 5	□231	. STOP, HIGH PITCH	1	
- 6	□AN123867	. O RING.	1	
- 7	□113	. PISTON.	1	
- 8	□333-818TAM57274	. O RING.	1	
- 9	□AN364-1018C	. NUT	1	
- 10	□171	. PILOT, HUB	1	
- 11	□AN123888	. O RING.	1	
- 12	□AN123891	. O RING.	1	
- 13	GRADE 1 7/16DIA	. BALL, BEARING.	62	
- 14	□191	. RACE, BEARING.	4	
- 15	□PRP5227-47	. O RING /SILASTIC COMPOUND 7163/	2	
- 16	□194	. PLACARD, BEARING	1	
- 17	□220	. PLACARD, BLADE	1	
- 18	□8400-0 8400-2	. BLADE /F12A-4□-5 PROPELLERS/. BLADE /F12A-3 PROPELLER/.	2 2	
- 19	□237	. LOCK NUT, RETENTION. /ATTACHING PARTS/	2	
- 20	AN4H7A	. BOLT.	2	
- 21	□AN96C-416L	. WASHER.	2	
- 22	□248 248-1 277 277-1	. BULKHEAD, SPINNER /F12A-4 PROPELLER/ BULKHEAD, SPINNER /F12A-3□-5 PROPELLER/. PLACARD, SPINNER /F12A-4 PROPELLER/. PLACARD, SPINNER /F12A-3□-5 PROPELLERS/.	1 1 1 1	
- 23	AN3H7A AN4H7A	. BOLT /F12A-4 PROPELLER/ BOLT /F12A-3□-5 PROPELLERS/	6 6	
- 24	□AN96C-10L □AN96C-416L	. WASHER /F12A-4 PROPELLER/ WASHER /F12A-3□-5 PROPELLERS/	6 6	
- 25	□157	. PLATE, BALANCE	AR	
- 26	□156	. PLATE, BALANCE	AR	
- 27	□158 □238	. WEIGHT, BALANCE. WEIGHT, BALANCE. /ATTACHING PARTS/	AR AR	
- 28	□AN501A416-12	. SCREW	AR	
- 29	□135	. ARM ASSY, PITCH CONTROL. /ATTACHING PARTS/	2	
- 30	□AN5-31	. BOLT.	2	
- 31	□AN96C-316	. WASHER.	2	
- 32	□AN310-5	. NUT	2	
- 33	□AN381-2-12	. PIN, COTTER	2	
- 34	□1/4-28UNFX7/16	. SCREW, SET	2	
- 35	□AN123874 □241	. O RING. GUIDE ASSY, PISTON ROD	1 1	
- 36	□240	. . GUIDE, PISTON ROD.	1	
- 37	□239	. . BEARING, PISTON ROD.	1	
- 38	□AN123891	. O RING.	1	
- 39	□N5000-287 □136	. RING, RETAINING. BAR & LINK ASSY, PITCH CONTROL	1 1	
- 40	□131	. . BAR, PITCH CONTROL	1	

FIG. & INDEX NO.	PART NO.	DESCRIPTION	UNITS PER ASSY	USABLE ON CODE
55A- 41	1133	. . LINK,PITCH CONTROL /ATTACHING PARTS/	1	
- 42	TYPE 2	. . PIN /3/8 DIA X1 1/4 LONG/	2	
- 43	AN960-516	. . WASHER	2	
- 44	MS20363-524C	. . NUT	2	

- 45	AN364-1018C	. NUT	1	
- 46	217	. SPINNER /ATTACHING PARTS/	1	
- 47	AN525-10R10	. SCREW	12	

CODE EFFECTIVITY

1 USED FOR SPARES
D-5331 THRU D-7349
AND FOR PRODUCTION
D-7127 THRU D-7309

CODE EFFECTIVITY

2 USED FOR SPARES
D-4866 THRU D-533C

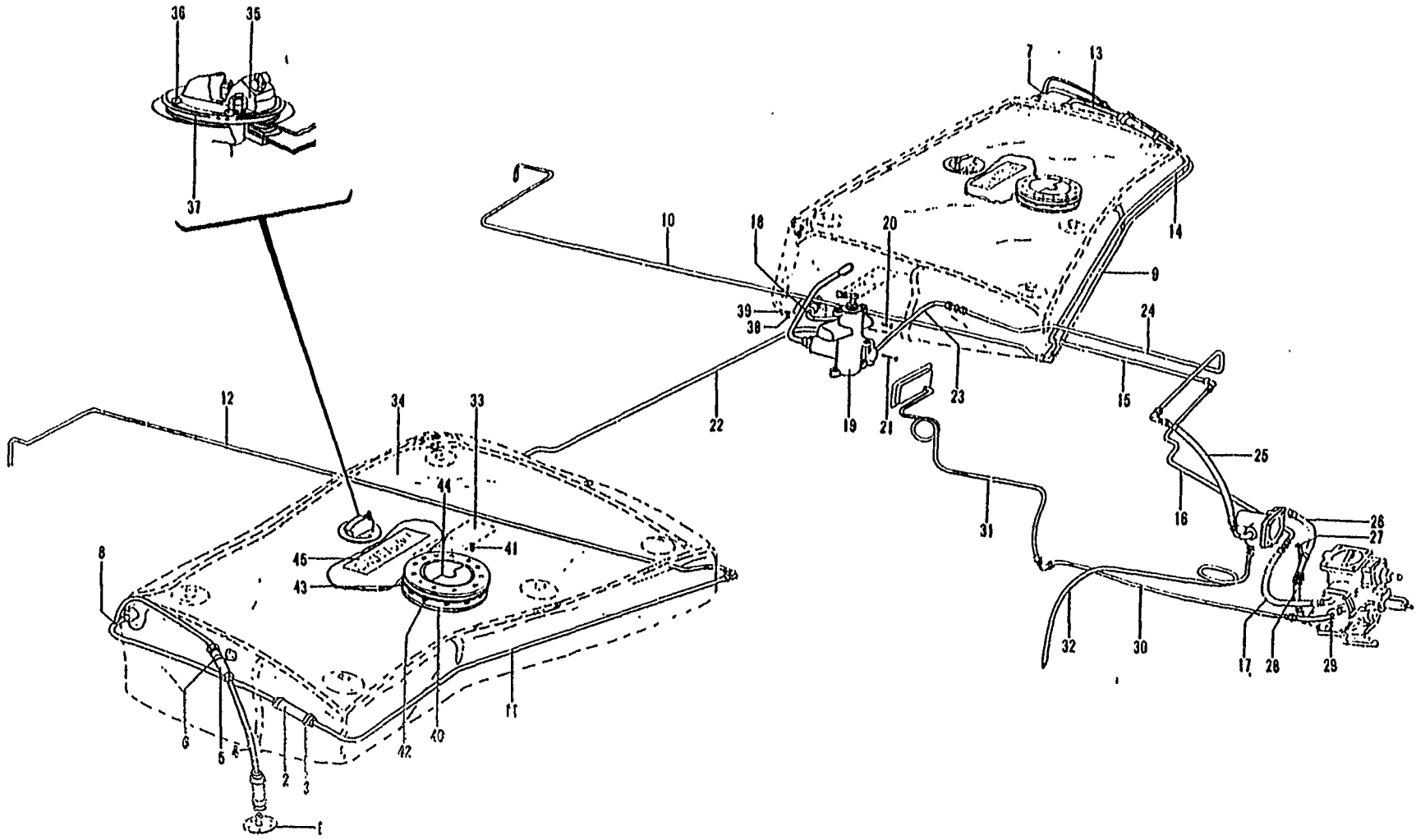


Figure 54. Fuel System (D-4866 thru D-5330)

FIG. & INDEX NO.	PART NO.	DESCRIPTION	UNITS PER ASSY	USABLE ON CODE
54	35-921153	SYSTEM INSTL,FUEL	NP	1
- 1	□50-920077	• FLANGE ASSY,FUEL VENT	2	1
- 2	106200H4-15	• HOSE /ORDER 1/4 ID MIL60GCX3-3/4/ /ATTACHING PARTS/	NP	1
- 3	□AN737RM22	• CLAMP	13	
- 4	35-921153-19	• TUBE ASSY,VENT.	2	1
- 5	□1111-517700	• VALVE,CHECK /ATTACHING PARTS/	2	1
- 6	□MS21919DG17	• CLAMP	2	
	□AN515-8R8	• SCREW	2	
	□AN960-8	• WASHER	2	
	AN365-832	• NUT	2	
- 7	35-921153-17	• WELD ASSY,LH VENT	1	1
- 8	35-921153-18	• WELD ASSY,RH VENT	1	1
- 9	35-921153-23	• TUBE ASSY,VENT.	1	1
	□AN821-4D	• ELBOW	1	1
- 10	35-924094	• TUBE ASSY,LH VENT	1	1
- 11	35-921153-25	• TUBE ASSY,RH VENT	1	1
- 12	35-924095	• TUBE ASSY,RH INBD VENT.	1	1
- 13	35-921153-27	• TUBE,CARBURETOR VENT RETURN	1	1
- 14	35-921153-21	• TUBE ASSY,CARBURETOR VENT RETURN.	1	1
	□AN821-4D	• ELBOW	1	1
- 15	35-924055	• TUBE ASSY,CARBURETOR VENT RETURN.	1	1
	□AN833-4D	• ELBOW	1	1
	□AN960-716	• WASHER	1	1
	□AN924-4D	• NUT	1	1
- 16	35-921153-7	• TUBE ASSY,CARBURETOR VENT RETURN.	1	1
	□AN815-4D	• UNION	1	1
- 17	□MS28741-4-0123	• HOSE ASSY,CARBURETOR VENT RETURN.	1	1
	□AN816-4	• NIPPLE	1	1
- 18	□MS28741-4-0064	• HOSE ASSY,LH FUEL	1	1
- 19	□35-924230-7	• UNIT ASSY,FUEL /SEE FIG. 56/ /ATTACHING PARTS/	1	1
- 20	□AN3-16A	• BOLT	1	
- 21	□AN3-21A	• BOLT	1	
	□AN960-10	• WASHER	1	
	□102933S4ZJ0851	• SPACER	2	
	□AN365-1032	• NUT	1	
	□AN837-6D	• ELBOW	2	1
	□AN924-6D	• NUT	2	
	□AN6290-6	• GASKET	2	1
- 22	35-921153-3	• TUBE ASSY,RH FUEL	1	1
	□AN815-6D	• UNION	1	1
	□AN6290-6	• GASKET	1	1
- 23	35-921153-1	• TUBE ASSY,FUEL	1	1
	□AN815-6D	• UNION	1	1
- 24	□35-924157	• TUBE ASSY,FUEL	1	1
	□AN833-6D	• ELBOW	1	1
	AN960-916	• WASHER	1	1
	□AN924-6D	• NUT	1	1
- 25	MS28741-6-0095	• HOSE ASSY	1	
	□AN823-6B	• ELBOW	1	1
	□AN914-2	• ELBOW	1	1
	□AN822-6	• ELBOW	1	1
- 26	35-921153-41	• TUBE ASSY,FUEL	1	1
- 27	35-921153-39	• SUPPORT,TUBE ASSY	1	1
	□AN815-6	• UNION	1	1
- 28	□MS28741-6-0120	• HOSE ASSY	1	1
	□AN823-6	• ELBOW	1	1
	AN915-2	• ELBOW	1	1
- 29	□MS28741-4-C120	• HOSE ASSY	1	1
	□AN919-1D	• REDUCER	1	1
- 30	35-921153-9	• TUBE ASSY,FUEL PRESSURE	1	1

FIG. & INDEX NO.	PART NO.	DESCRIPTION							UNITS PER ASSY	USABLE ON CODE
		1	2	3	4	5	6	7		
54	AN833-2D	•	•	•	•	•	•	•	1	1
	AN960-516	•	•	•	•	•	•	•	2	1
	AN924-2D	•	•	•	•	•	•	•	1	1
- 31	35-921153-29	•	•	•	•	•	•	•	1	1
	106-10002	•	•	•	•	•	•	•	1	1
	AN816-2B	•	•	•	•	•	•	•	1	1
- 32	35-921153-5	•	•	•	•	•	•	•	1	1
	AN14-5D	•	•	•	•	•	•	•	1	1
	AN6290-6	•	•	•	•	•	•	•	1	1
	35-924253-1	•	•	•	•	•	•	•	1	1
	35-924253-3	•	•	•	•	•	•	•	1	1
	AN530-R7	•	•	•	•	•	•	•	8	
	AN530-6R12	•	•	•	•	•	•	•	9	
	AN960-6L	•	•	•	•	•	•	•	17	

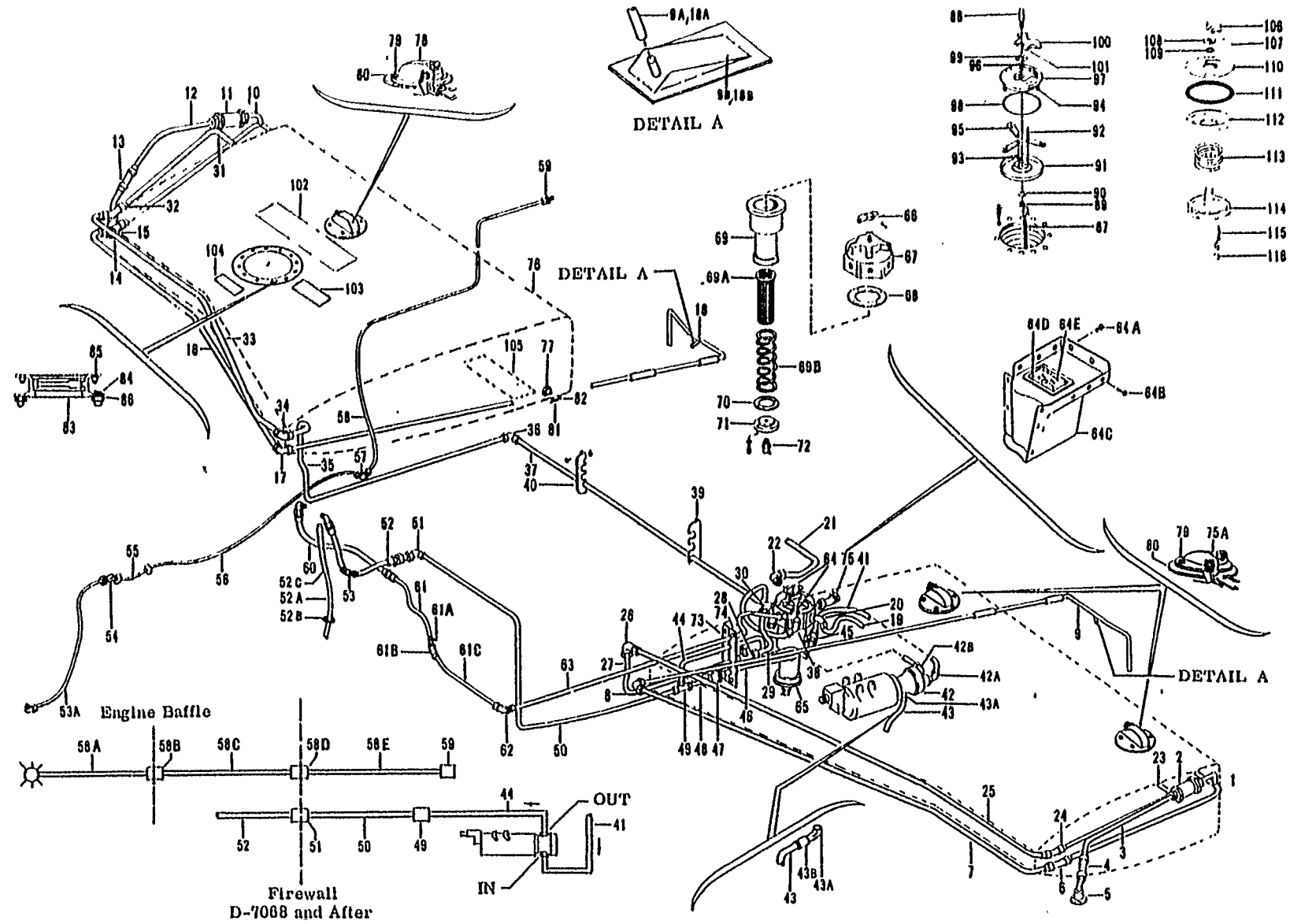
- 33	35-924148	•	•	•	•	•	•	•	2	1
	35-921220	•	•	•	•	•	•	•	NP	1
	35-921220-1	•	•	•	•	•	•	•	NP	1
	35-921218-1	•	•	•	•	•	•	•	1	2
	35-921218-3	•	•	•	•	•	•	•	1	3
	35-921218-2	•	•	•	•	•	•	•	1	4
	35-921218-4	•	•	•	•	•	•	•	1	5
	35-921218-5	•	•	•	•	•	•	•	1	2
	35-921218-6	•	•	•	•	•	•	•	1	4
- 34	35-921218-5	•	•	•	•	•	•	•	1	3
	35-921218-6	•	•	•	•	•	•	•	1	5
	35-921542	•	•	•	•	•	•	•	1	1
	35-921542-1	•	•	•	•	•	•	•	1	1
	35-921541	•	•	•	•	•	•	•	2	1
- 35	1517127	•	•	•	•	•	•	•	1	1
		/ATTACHING PARTS/								
- 36	AN502-10-6	•	•	•	•	•	•	•	4	
	AN502-10-8	•	•	•	•	•	•	•	1	

- 37	35-921503	•	•	•	•	•	•	•	1	1
- 38	CCA-340C	•	•	•	•	•	•	•	1	1
		/ATTACHING PARTS/								
	35-921532	•	•	•	•	•	•	•	1	
- 39	35-921533	•	•	•	•	•	•	•	1	

- 40	45-921544	•	•	•	•	•	•	•	1	1
		/ATTACHING PARTS/								
- 41	AN509-10R9	•	•	•	•	•	•	•	12	
- 42	AN74-3	•	•	•	•	•	•	•	12	
	AN960-416L	•	•	•	•	•	•	•	12	

- 43	35-921502	•	•	•	•	•	•	•	1	1
- 44	416-85	•	•	•	•	•	•	•	1	1
		/SUPERSEDES 416-25-20/								
- 45	35-921241-1	•	•	•	•	•	•	•	2	1
	35-921241-3	•	•	•	•	•	•	•	2	1
		/ALTERNATE FOR 35-921241-1/								

CODE EFFECTIVITY	CODE EFFECTIVITY
1 D-4866 THRU D-5330	2 D-4866 THRU D-4918
3 D-4919 THRU D-5330	4 D-4866 THRU D-4922
5 D-4923 THRU D-5330	



MODEL 35 PARTS CATALOG

Figure 55. Fuel System (D-5331 and After)

MODEL 35 PARTS CATALOG

FIG. & INDEX NO.	PART NO.	DESCRIPTION	UNITS PER ASSY	USABLE ON CODE
		1 2 3 4 5 6 7		
55 -	35-921154	SYSTEM INSTL,FUEL	NP	1
	35-921154-87	SYSTEM INSTL,FUEL	NP	2
	35-921155-45	SYSTEM INSTL,FUEL /50 GAL./	NP	35
	35-921155	SYSTEM INSTL,FUEL /80 GAL./	NP	35
	35-921155-117	SYSTEM INSTL,FUEL /50 GAL./	NP	36
	35-921155-109	SYSTEM INSTL,FUEL /80 GAL./	NP	36
- 1	35-921153-17	. WELD ASSY,VENT LH	1	1
	35-921154-97	. WELD ASSY,VENT LH	1	2
	35-921155-99	. WELD ASSY,VENT LH	1	3
- 2	□366-00	. VALVE,CHECK /SUPERSEDES 1111-595272/.	1	5
	□MS21919DG17	. CLAMP,CHECK VALVE	1	5
		/ATTACHING PARTS/		
	AN515-10R12	. SCREW	1	
	□AN960-10	. WASHER	1	
- 3	35-921153-19	. TUBE ASSY,VENT	1	1
	35-921154-93	. TUBE ASSY,VENT	1	2
	35-921155-101	. TUBE ASSY,VENT	1	3
- 4	106200H4-15	. HOSE	1	5
- 5	□50-920077	. FLANGE ASSY,VENT	1	5
- 6	106200H4-15	. HOSE	1	5
- 7	35-921153-23	. TUBE ASSY,VENT LH	1	1
	35-921154-69	. TUBE ASSY,VENT LH	1	2
	35-921155-7	. TUBE ASSY,VENT LH	1	17
	35-921155-9	. TUBE ASSY,VENT LH	1	17
	106200H4-15	. HOSE,VENT TUBE COUPLING	1	17
	35-921155-51	. TUBE ASSY,VENT LH	1	18
		/USE WITH 80 GAL. SYSTEM/		
	35-921154-69	. TUBE ASSY,VENT LH /USE WITH 50 GAL. SYSTEM/	1	3
- 8	□AN821-40	. ELBOW	1	5
	□35-921154-53	. TUBE ASSY,VENT LH	1	10
- 9	□35-921155-127	. TUBE ASSY,VENT LH	1	11
- 9A	106200H6-27	. HOSE	1	11
- 9B	□414-920022-5	. SCOOP,LH	1	11
- 10	35-921153-18	. WELD ASSY,VENT RH	1	1
	35-921154-98	. WELD ASSY,VENT RH	1	2
	35-921155-100	. WELD ASSY,VENT RH	1	3
- 11	□366-00	. VALVE,CHECK /SUPERSEDES 1111-595272/.	1	5
- 12	35-921153-19	. TUBE ASSY,VENT	1	1
	35-921154-93	. TUBE ASSY,VENT	1	2
	35-921155-101	. TUBE ASSY,VENT	1	3
- 13	106200H4-15	. HOSE	1	5
- 14	□50-920077	. FLANGE ASSY,VENT	1	5
- 15	106200H4-15	. HOSE	1	5
- 16	35-921153-25	. TUBE ASSY,VENT RH	1	1
	35-921154-75	. TUBE ASSY,VENT RH	1	2
	35-921155-8	. TUBE ASSY,VENT RH	1	17
	35-921155-13	. TUBE ASSY,VENT RH	1	17
	106200H4-15	. HOSE,VENT TUBE COUPLING	1	17
	35-921155-55	. TUBE ASSY,VENT RH /USE WITH 80 GAL. SYSTEM/	1	18
	35-921154-75	. TUBE ASSY,VENT RH /USE WITH 50 GAL. SYSTEM/	1	3
- 17	□AN821-40	. ELBOW	1	5
	□35-921154-54	. TUBE ASSY,VENT RH	1	10
- 18	□35-921155-128	. TUBE ASSY,VENT RH	1	11
- 18A	106200H6-27	. HOSE	1	11
- 18B	□414-920022-3	. SCOOP,RH	1	11
- 19	□35-921154-31	. TUBE ASSY,FUEL LH	1	6
	35-921155-19	. TUBE ASSY,FUEL LH	1	15
	35-921155-73	. TUBE ASSY,FUEL LH	1	14
	35-921155-105	. TUBE ASSY,FUEL LH	1	34
- 20	□AN833-6D	. ELBOW	1	6,37
	□AN837-6D	. ELBOW	1	15
	□MS29512-6	. GASKET	1	5
	□AN924-6D	. NUT	1	5
- 21	35-921154-35	. TUBE ASSY,FUEL RH	1	6
	35-921155-21	. TUBE ASSY,FUEL RH	1	15
	35-921155-71	. TUBE ASSY,FUEL RH	1	37

MODEL 35 PARTS CATALOG

FIG. & INDEX NO.	PART NO.	DESCRIPTION						UNITS PER ASSY	USABLE ON CODE	
		1	2	3	4	5	6			7
55 - 22	□AN833-6D	•	•	•	•	•	•	•	1	6
	□AN837-6D	•	•	•	•	•	•	•	1	15
	□AN815-6D	•	•	•	•	•	•	•	1	37
	□MS29512-6	•	•	•	•	•	•	•	1	5
	□AN924-6D	•	•	•	•	•	•	•	1	5
- 23	35-921153-27	•	•	•	•	•	•	•	1	1
	35-921154-95	•	•	•	•	•	•	•	1	4
- 24	106200H4-15	•	•	•	•	•	•	•	1	5
- 25	35-921153-21	•	•	•	•	•	•	•	1	1
	35-921154-71	•	•	•	•	•	•	•	1	2
	35-921155-5	•	•	•	•	•	•	•	1	17
	35-921155-11	•	•	•	•	•	•	•	1	17
	106200H4-15	•	•	•	•	•	•	•	1	17
	35-921155-49	•	•	•	•	•	•	•	1	18
	35-921154-71	•	•	•	•	•	•	•	1	3
- 26	□AN821-4D	•	•	•	•	•	•	•	1	5
- 27	35-921154-23	•	•	•	•	•	•	•	1	5
- 28	□AN824-4D	•	•	•	•	•	•	•	1	38
	□AN815-4D	•	•	•	•	•	•	•	1	37
	AN820-4D	•	•	•	•	•	•	•	2	38
- 29	35-921154-63	•	•	•	•	•	•	•	1	6
	35-921155-17	•	•	•	•	•	•	•	1	15
	35-921155-75	•	•	•	•	•	•	•	1	37
- 30	□AN833-4D	•	•	•	•	•	•	•	2	5
	□MS29512-4	•	•	•	•	•	•	•	2	5
	□AN924-4D	•	•	•	•	•	•	•	2	5
- 31	35-921153-27	•	•	•	•	•	•	•	1	1
	35-921154-95	•	•	•	•	•	•	•	1	4
- 32	106200H4-15	•	•	•	•	•	•	•	1	5
- 33	35-921154-39	•	•	•	•	•	•	•	1	1
	35-921154-73	•	•	•	•	•	•	•	1	2
	35-921155-6	•	•	•	•	•	•	•	1	17
	35-921155-15	•	•	•	•	•	•	•	1	17
	106200H4-15	•	•	•	•	•	•	•	1	17
	35-921155-53	•	•	•	•	•	•	•	1	18
	35-921154-73	•	•	•	•	•	•	•	1	3
- 34	□AN821-4D	•	•	•	•	•	•	•	1	5
- 35	35-921154-41	•	•	•	•	•	•	•	1	5
- 36	□AN821-4D	•	•	•	•	•	•	•	1	5
- 37	□35-921154-37	•	•	•	•	•	•	•	1	6
	35-921155-23	•	•	•	•	•	•	•	1	15
	35-921155-69	•	•	•	•	•	•	•	1	37
- 38	□AN837-4D	•	•	•	•	•	•	•	1	38
	□AN833-4D	•	•	•	•	•	•	•	1	37
	□MS29512-4	•	•	•	•	•	•	•	1	5
	□AN924-4D	•	•	•	•	•	•	•	1	5
- 39	35-921154-11	•	•	•	•	•	•	•	1	5
	□AN515-8R10	•	•	•	•	•	•	•	1	
	□AN960-8	•	•	•	•	•	•	•	1	
- 40	35-921154-13	•	•	•	•	•	•	•	1	5
	AN530-10R7	•	•	•	•	•	•	•	2	
	NAS395-21-1	•	•	•	•	•	•	•	2	
- 41	35-921154-65	•	•	•	•	•	•	•	1	8
	□35-921154-107	•	•	•	•	•	•	•	1	9
	35-921155-29	•	•	•	•	•	•	•	1	15
	35-921155-65	•	•	•	•	•	•	•	1	14
	35-921155-91	•	•	•	•	•	•	•	1	34
- 42	□4032A	•	•	•	•	•	•	•	1	33

NOTE THE FOLLOWING PARTS MUST BE USED WHEN REPLACING 4020A1A OR 4020A2A FUEL BOOST PUMP WITH 4032A BOOST PUMP. AN833-6D ELBOW 1 EA, AN837-6D ELBOW 1 EA, AN924-6D NUT EA, MS29512-6 GASKET 2 EA, 35-921154-107 TUBE ASSY 1 EA.

MODEL 35 PARTS CATALOG

FIG. & INDEX NO.	PART NO.	DESCRIPTION							UNITS PER ASSY	USABLE ON CODE
		1	2	3	4	5	6	7		
55 -	□4140-00-1	.	PUMP,FUEL BOOST	1	39
	□4140-00-39	.	PUMP,FUEL BOOST	1	36
	□AN74A3/H/	.	BOLT.	4	33
	□AN4-4A/H/ □AN936B416	.	BOLT. WASHER.	4 4	34 34
	□AN837-6D	.	ELBOW	1	33
- 42A	6C5XD RA2000C6	.	ELBOW ELBOW /ALTERNATE FOR 6C5XD/	1 1	34 34
- 42B	□AN833-6D □MS29512-6 □AN924-6D	.	ELBOW GASKET NUT	1 2 2	5 5 5
- 43	35-921154-49 35-921155-95 □AN823-4	.	TUBE ASSY,BOOST PUMP DRAIN. TUBE ASSY,BOOST PUMP DRAIN. ELBOW	1 1 1	33 34 33
- 43A	2140-53	.	ELBOW	1	34
- 43B	106200H4-12	.	HOSE	1	34
- 44	35-921154-19 35-921155-93	.	TUBE ASSY,FUEL TUBE ASSY,FUEL	1 1	33 34
- 45	AN834-6D □MS29512-6 □AN924-6D	.	TEE GASKET NUT	1 1 1	33 33 33
- 46	35-921154-17 35-921155-31 35-921155-67	.	TUBE ASSY,FUEL TUBE ASSY,FUEL TUBE ASSY,FUEL	1 1 1	6 15 14
- 47	□367-00	.	VALVE,CHECK /SUPERSEDES 1111-595273/	1	33
- 48	35-921154-27	.	TUBE ASSY,FUEL	1	33
- 49	□AN824-6 □AN815-6D	.	TEE UNION	1 1	33 34
- 50	□35-921154-43	.	TUBE ASSY,FUEL	1	5
- 51	□AN833-6D AN833-6 □AN960-916 □AN924-6D □AN924-6	.	ELBOW ELBOW WASHER NUT NUT	1 1 1 1 1	6 3 5 6 3
- 52	□MS28741-6-0140 MS28741-6-0162	.	HOSE ASSY,FUEL HOSE ASSY,FUEL	1 1	29 36
- 52A	35-921154-103 35-921155-119	.	TUBE ASSY,FUEL PUMP DRAIN TUBE ASSY,FUEL PUMP DRAIN	1 1	40 36
- 52B	□51156 AN931-2-9 □MS35489-7	.	BUTTON,PLUG GROMMET GROMMET	1 1 1	2 35 36
- 52C	106200FR4-80	.	HOSE	1	36
- 53	35-921154-55 35-921155-115 NAS397-16	.	LAGGING LAGGING CLAMP,LAGGING	1 1 2	40 36 5
- 53A	□AN6270-2-13 1/2	.	HOSE ASSY,PRESSURE	1	29
- 54	AN837-2D □AN960-516 AN924-2D	.	ELBOW WASHER NUT	1 2 1	29 29 29
- 55	106043ZA020 AN931-2-9	.	TUBE,RUBBER GROMMET	1 1	29 29
- 56	□35-921154-59	.	TUBE ASSY,PRESSURE	1	29
- 57	□AN833-2D □AN960-516 AN924-2D	.	ELBOW WASHER NUT	1 2 1	29 29 29
- 58	35-921154-61 35-921154-109 35-921155-83	.	TUBE ASSY,PRESSURE TUBE ASSY,PRESSURE TUBE ASSY,PRESSURE	1 1 1	19 20 16
- 58A	MS28741-4-0160	.	HOSE ASSY,FUEL PRESSURE	1	36
- 58B	□AN837-4D □AN960-716 □AN924-4	.	ELBOW,BAFFLE WASHER NUT	1 1 1	36 36 36
- 58C	□MS28741-4-0126	.	HOSE ASSY,FUEL PRESSURE	1	36
- 58D	□AN832-4 □AN960-716 □AN924-4	.	ELBOW,FIREWALL WASHER NUT	1 1 1	36 36 36
- 58E	35-921155-111	.	TUBE ASSY,FUEL PRESSURE	1	36

MODEL 35 PARTS CATALOG

FIG. & INDEX NO.	PART NO.	1	2	3	4	5	6	7	DESCRIPTION	UNITS PER ASSY	USABLE ON CODE
55 - 59	AN4022-1	JET,FUEL PRESSURE	1	19
	22-627	RESTRICTOR,FUEL PRESSURE.	1	25
- 60	MS28741-4-0102	HOSE ASSY,RETURN.	1	29
	MS28741-4-0166	HOSE ASSY,RETURN.	1	36
- 61	33-920000-11	TUBE ASSY,RETURN.	1	5
- 61A	100696D-ZF020	SPACER,RETURN TUBE.	1	5
- 61B	366-00	VALVE,CHECK /SUPERSEDES 1111-595272/.	1	5
- 61C	33-920000-13	TUBE ASSY,RETURN.	1	5
- 62	AN833-4D	ELBOW	1	6
	AN833-4	ELBOW	1	3
	AN960-716	WASHER.	1	5
	AN924-4D	NUT	1	5
- 63	35-921154-21	TUBE ASSY,RETURN.	1	6
	35-921155-25	TUBE ASSY,RETURN.	1	15
	35-921155-63	TUBE ASSY,RETURN.	1	37
- 64	AN833-4D	ELBOW	1	5
	MS29512-4	GASKET.	1	5
	AN924-4D	NUT	1	5
	35-924256-1	COVER ASSY,FUEL SELECTOR VALVE.	1	1
	35-924256-23	COVER ASSY,FUEL SELECTOR VALVE.	1	2
	35-924256-25	COVER ASSY,FUEL SELECTOR VALVE.	1	2
		/USED WITH AUXILIARY FUEL CELL INSTL/		
	35-924256-33	COVER ASSY,FUEL SELECTOR VALVE.	1	35
		/USED WITH 35-921155-45/		
	35-924256-29	COVER ASSY,FUEL SELECTOR VALVE.	1	35
		/USED WITH 35-921155/		
	35-534421-3	PARTITION ASSY /USE WITH 40 GAL. TANKS/	1	36
	35-534421-1	PARTITION ASSY /USE WITH 25 GAL. TANKS/	1	36
		/ATTACHING PARTS/		
- 64A	NAS384-6-12P	SCREW	2	
- 64B	NAS384-6-8P	SCREW	8	
	NAS391-6	WASHER.	10	
- 64C	35-924256-3	COVER,FUEL SELECTOR VALVE	1	29
	35-534421-7	COVER,FUEL SELECTOR VALVE	1	36
	35-924256-7	PLACARD ASSY,FUEL SELECTOR VALVE COVER.	1	1
	35-924256-9	PLACARD ASSY,FUEL SELECTOR VALVE COVER.	1	1
		/USED WITH AUXILIARY FUEL CELLS/		
	35-924256-19	PLACARD ASSY,FUEL SELECTOR VALVE COVER.	1	2
	35-924256-21	PLACARD ASSY,FUEL SELECTOR VALVE COVER.	1	2
		/USED WITH AUXILIARY FUEL CELLS/		
	35-924256-27	PLACARD ASSY /USE WITH 39 GAL. TANKS/	1	35
	35-924256-31	PLACARD ASSY /USE WITH 25 GAL. TANKS/	1	35
	35-534421-11	PLACARD ASSY,FUEL SELECTOR VALVE COVER.	1	36
		/USE WITH 40 GAL. TANKS/		
	35-534421-9	PLACARD ASSY,FUEL SELECTOR VALVE COVER.	1	36
		/USE WITH 25 GAL. TANKS/		
- 64D	35-924256-5	PLATE,FUEL SELECTOR VALVE COVER	1	5
- 64E	35-924262	PLACARD,FUEL SELECTOR VALVE INSTRUCTIONS.	1	7
		/USE WITH 25 GAL. TANKS/ /YELLOW/		
	35-924262-1	PLACARD,FUEL SELECTOR VALVE INSTRUCTIONS.	1	21
		/USE WITH 25 GAL. TANKS/ /WHITE/		
	35-924258	PLACARD,FUEL SELECTOR VALVE INSTRUCTIONS.	1	1
		/USE WITH 20 GAL. TANKS/		
	35-924257	PLACARD,FUEL SELECTOR VALVE INSTRUCTIONS.	1	1
		/USED WITH AUXILIARY FUEL CELLS/		
	35-924263	PLACARD,FUEL SELECTOR VALVE INSTRUCTIONS.	1	7
		/USED WITH AUXILIARY TANKS/ /YELLOW/		
	35-924263-1	PLACARD,FUEL SELECTOR VALVE INSTRUCTIONS.	1	21
		/USED WITH AUXILIARY TANKS/ /WHITE/		
	35-924267	PLACARD,FUEL SELECTOR VALVE INSTRUCTIONS.	1	35
		/USE WITH 39 GAL. TANKS/		
	33-924001	PLACARD,FUEL SELECTOR	1	36
		/USE WITH 40 GAL. TANKS/		
	35-924276	PLACARD,FUEL SELECTOR	1	3
		/USE WITH 25 GAL. TANKS/		

MODEL 35 PARTS CATALOG

FIG. & INDEX NO.	PART NO.	1 2 3 4 5 6 7	DESCRIPTION	UNITS PER ASSY	USABLE ON CODE
55 - 65	□35-921154-602	.	VALVE ASSY, FUEL SELECTOR.	1	6
	35-921155-601	.	VALVE ASSY, FUEL SELECTOR.	1	15
	35-921155-603	.	VALVE ASSY, FUEL SELECTOR.	1	37
	□AN74-3/M/ □AN9368416	.	BOLT. WASHER.	3 3	
- 66	□35-924255-1	.	HANDLE ASSY /ATTACHING PARTS/	1	5
	□A905	.	PIN, CLEVIS.	1	
	□AN380-1-1	.	PIN, COTTER.	1	
- 67	□HE825-1	.	VALVE, FUEL SELECTOR /SUPERSEDES HE825/. . .	1	6
	HE733	.	VALVE, FUEL SELECTOR	1	15
	HE833	.	VALVE, FUEL SELECTOR	1	37
- 68	□50-920030-4	.	GASKET, FUEL STRAINER.	1	5
- 69	□45-920036-1	.	HOUSING, FUEL STRAINER /ATTACHING PARTS/	1	5
	□AN500A10-8	.	SCREW	4	
	AN935810	.	WASHER.	4	
- 69A	□50-920040-10	.	STRAINER ASSY	1	5
- 69B	□1115042T0324-3	.	SPRING.	1	5
- 70	□35-921181	.	GASKET, FUEL STRAINER.	1	5
- 71	□50-920057	.	PLATE, FUEL STRAINER /ATTACHING PARTS/	1	5
	□AN500A10-12	.	SCREW	2	
	□AN960-10L	.	WASHER.	2	
- 72	□CCA4850	.	VALVE, DRAIN	1	5
- 73	35-921154-45	.	BLOCK, TUBE SUPPORT.	1	5
- 74	35-921154-47	.	BLOCK, TUBE SUPPORT. /ATTACHING PARTS/	1	5
	□AN515-8R8	.	SCREW	4	
	□AN960-8 AN364-832	.	WASHER. NUT	12 4	
- 75	□AN837-6D	.	ELBOW	1	6
	AN820-6D	.	CAP	1	6
	□MS29512-6	.	GASKET.	1	6
	□AN924-6D	.	NUT	1	6
	□35-921242-5	.	CELL, FUEL LH /39 OR 40 GAL. CAPACITY/ . . .	1	3
	□35-921242-6	.	CELL, FUEL RH /39 OR 40 GAL. CAPACITY/ . . .	1	3
- 75A	□35-380023	.	TRANSMITTER, FUEL QUANTITY INBD LH & RH. . . . /39 GAL. TANKS/	2	32
	□95-380012-5	.	TRANSMITTER, FUEL QUANTITY INBD LH & RH. . . . /SUPERSEDES 95-380012-1/ /39 OR 40 GAL. TANKS/	2	31
	□95-369010-3	.	TRANSMITTER, FUEL QUANTITY OUTBD LH. /39 GAL. TANKS/ /SUPERSEDES 5640276/	1	32
	□95-369010-4	.	TRANSMITTER, FUEL QUANTITY OUTBD RH. /39 GAL. TANKS/ /SUPERSEDES 5640275/	1	32
	□95-380012-7	.	TRANSMITTER, FUEL QUANTITY OUTBD LH & RH /SUPERSEDES 95-380012-3/ /39 OR 40 GAL. TANKS/	2	31
	35-921220	.	CELL INSTL, WING FUEL LH /40 GAL. SYSTEM/. . . .	NP	1
	35-921500-1	.	CELL INSTL, WING FUEL LH /50 GAL. SYSTEM/. . . .	NP	4
	35-921220-1	.	CELL INSTL, WING FUEL RH /40 GAL. SYSTEM/. . . .	NP	1
	35-921500-2	.	CELL INSTL, WING FUEL RH /50 GAL. SYSTEM/. . . .	NP	4
	□35-921218-5	.	CELL, WING FUEL LH /20 GAL./	1	1
- 76	□95-380027-1	.	CELL, WING FUEL LH /25 GAL./	1	4

MODEL 35 PARTS CATALOG

FIG. & INDEX NO.	PART NO.	DESCRIPTION	UNITS PER ASSY	USABLE ON CODE
		1 2 3 4 5 6 7		
55 -	□35-921218-6	. CELL,WING FUEL RH /20 GAL./	1	1
	□95-380027-2	. CELL,WING FUEL RH /25 GAL./	1	4
<p>NOTE WHEN THE 95-380027-1 LH OR 95-380027-2 RH CELLS ARE USED TO REPLACE ORIGINAL EQUIPMENT ON D-5752,D-5757 THRU D-5795,D-5797 THRU D-5820,D-5822 THRU D-5984 AND D-5903 THRU D-5906,THE FOLLOWING PARTS ARE REQUIRED. 50-110010-106 COVER 2 EA,50-110010-108 LH DØOR 1 EA,50-110010-109 RH DØOR 1 EA,50-110010-110 LH LINER 1 EA,50-110010-111 RH LINER 1 EA.</p>				
- 77	□45-921541	. STRAINER ASSY,WING FUEL	2	5
- 78	□1517127	. TRANSMITTER	2	1
	□50-920071	. TRANSMITTER	2	30
	□5640556	. TRANSMITTER,LH.	1	31
	□5641801	. TRANSMITTER,RH.	1	31
		/ATTACHING PARTS/		
	□AN502-10-6	. SCREW	4	
- 79	□AN502-10-8	. SCREW	1	
- 80	□35-921503	. GASKET,TRANSMITTER.	1	5
- 81	□CCA3400	. VALVE,DRAIN	1	5
		/ATTACHING PARTS/		
	□35-921532	. WASHER,FUEL CELL DRAIN.	1	
- 82	□35-921533	. CLAMP,FUEL CELL DRAIN	1	
- 83	□45-921544	. ADAPTER ASSY,FUEL FILLER CAP.	1	28
		/USED WITH 20,25 OR 39 GAL. TANKS/		
	□37826	. ADAPTER ASSY,FUEL FILLER CAP.	1	22
		/USED WITH 25 DR 39 GAL. TANKS/		
	35-921249	. ADAPTER ASSY,FUEL FILLER CAP.	1	24
		/USED WITH 25,39 OR 40 GAL. TANKS/		
	35-921249-3	. ADAPTER ASSY,FUEL FILLER CAP.	1	26
		/USED WITH 25 DR 40 GAL. TANKS/		
		/ATTACHING PARTS/		
	□AN960-416L	. WASHER.	12	
- 84	□AN74-3/M/	. BOLT.	12	
- 85	□AN509-10R9	. SCREW	12	
- 86	□35-921502	. GASKET.	1	5
	□416-85	. CAP ASSY,FUEL FILLER /REPLACES.	1	1
		416-25-20 & 416-85-20/		
	□416-85-25	. CAP ASSY,FUEL FILLER.	1	27
	FC153-100	. CAP ASSY,FUEL FILLER.	1	26
- 87	□416-61-6	. CHAIN ASSY,FUEL TANK 6-INCH	1	28
	□416-50	. CAP ASSY,FUEL 3-INCH FILLER	1	28
- 88	□416-54	. AXLE,FUEL TANK CAP.	1	28
- 89	□AN310-4	. NUT	1	28
- 90	□AN940-416	. WASHER.	1	28
	AN380-2-2	. PIN,COTTER.	1	28
- 91	□416-56	. DISC,FUEL TANK CAP ANCHOR	1	28
		/ATTACHING PARTS/		
- 92	□416-60	. PIN	3	
- 93	□A1059-014-3	. WASHER,SPRING	6	28
- 94	□416-59	. PIN,FUEL TANK CAP DRIVE	3	28
- 95	□416-55	. PAWL,FUEL TANK CAP.	3	28
- 96	□MS29513-10	. RING,FUEL TANK CAP O.	1	28
- 97	416-52	. BASE,FUEL TANK CAP.	1	28
- 98	□MS29513-232	. RING,FUEL TANK CAP O.	1	28
- 99	□427-8	. PLATE,FUEL TANK CAP BEARING	1	28
-100	416-53	. HANDLE,FUEL TANK CAP.	1	28
		/ATTACHING PARTS/		
-101	□AN122697	. PIN	1	

MODEL 35 PARTS CATALOG

FIG. & INDEX NO.	PART NO.	DESCRIPTION	UNITS PER ASSY	USABLE ON CODE
		1 2 3 4 5 6 7		
55 -	□35-921241-1	. PLACARD,91/96 GRADE FUEL /WHITE/	2	6
-102	□35-921241-3	. PLACARD,91/96 GRADE FUEL /BLACK/	2	6
	□35-921243-1	. PLACARD,100/130 GRADE FUEL /WHITE/	2	12
	□35-921243-3	. PLACARD,100/130 GRADE FUEL /BLACK/	2	12
	□35-921252-1	. PLACARD,100/130 GRADE FUEL 39 GAL. /WHITE/	2	13
	□35-921252-3	. PLACARD,100/130 GRADE FUEL 39 GAL. /BLACK/	2	13
	□35-921252-5	. PLACARD,100/130 GRADE FUEL 40 GAL. /WHITE/	2	36
	□35-921252-7	. PLACARD,100/130 GRADE FUEL 40 GAL. /BLACK/	2	36
	□35-921238-1	. PLACARD,FUEL FILLER CAP 91/96 OCTANE /WHITE/	1	6
	□35-921238-3	. PLACARD,FUEL FILLER CAP 91/96 OCTANE /BLACK/	1	6
-103	□95-921016-1	. PLACARD,CAUTION,DO NOT INSERT /WHITE/	2	12
	□95-921016-3	. PLACARD,CAUTION,DO NOT INSERT /BLACK/	2	12
-104	□95-921018-1	. PLACARD,FUEL 39 GAL. /WHITE/	2	12
	□95-921018-3	. PLACARD,FUEL 39 GAL. /BLACK/	2	12
-105	□35-924148	. PLACARD,FUEL CELL SUMP DRAIN	2	5
	□37810-1	. CAP ASSY,FUEL FILLER	1	23
-106	□C37656-41	. . HANDLE,FUEL TANK CAP.	1	23
-107	□37059	. . PIN,HANDLE.	1	23
-108	□37117	. . PLATE,FUEL TANK CAP BEARING	1	23
-109	□MS9021-110	. . O RING,FUEL TANK CAP /SUPERSEDES 37615-110/	1	23
-110	37685-2	. . BASE,FUEL TANK CAP.	1	23
-111	□37617-339	. . O RING,FUEL TANK CAP.	1	23
-112	□37691	. . RETAINER,FUEL TANK CAP.	1	23
-113	□37693	. . SPRING,FUEL TANK CAP.	1	23
-114	□38038	. . LOCK,FUEL TANK CAP.	1	23
-115	38104	. . COUPLING,FUEL TANK CAP CHAIN.	1	23
-116	AN381-3-8	. . PIN,COTTER.	1	23

CODE EFFECTIVITY

CODE EFFECTIVITY

1 D-5331 THRU D-5725	2 D-5726 THRU D-6561
3 D-6562 AND AFTER	4 D-5726 AND AFTER
5 D-5331 AND AFTER	6 D-5331 THRU D-6561
7 D-5726 THRU D-6161	8 D-5331 THRU D-6107
9 D-6108 THRU D-6561	10 D-5331 THRU D-7828
11 D-7829 AND AFTER	12 D-6562 THRU D-6974
13 D-6975 THRU D-7309	14 D-6632,D-6874 THRU D-7067
15 D-6562 THRU D-6873, EXCEPT D-6632	16 D-6842 THRU D-7309
17 D-6562 THRU D-6654	18 D-6655 AND AFTER
19 D-5331 THRU D-6285	20 D-6286 THRU D-6841
21 D-6162 THRU D-6561	22 D-6746 THRU D-6974
23 D-6746 AND AFTER EXCEPT D-7310 THRU D-7319	24 D-6975 AND AFTER EXCEPT D-7310 THRU D-7319
25 D-6286 THRU D-7309	26 D-7310 THRU D-7319
27 D-5726 THRU D-6745	28 D-5331 THRU D-6745
29 D-5331 THRU D-7309	30 D-5726 THRU D-7079
31 D-7080 AND AFTER	32 D-6562 THRU D-7079
33 D-5331 THRU D-7067	34 D-7068 AND AFTER
35 D-6562 THRU D-7309	36 D-7310 AND AFTER
37 D-6632,D-6874 AND AFTER	38 D-5331 THRU D-6873 EXCEPT D-6632
39 D-7068 THRU D-7309	40 D-5726 THRU D-7309

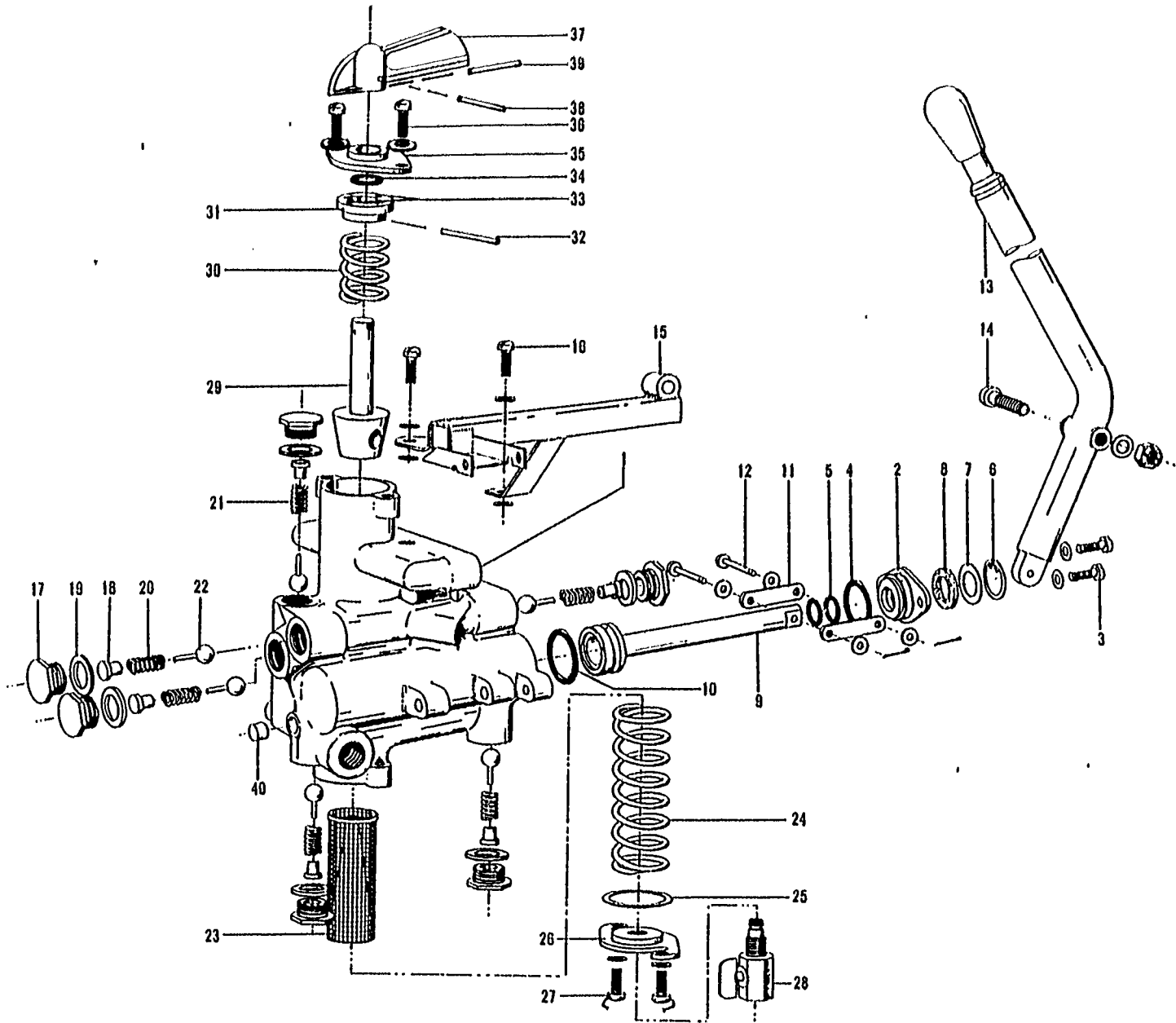


Figure 56. Fuel Unit (D-4866 thru D-5331)

FIG. & INDEX NO.	PART NO.	DESCRIPTION							UNITS PER ASSY	USABLE ON CODE
		1	2	3	4	5	6	7		
56	35-924230-7	UNIT ASSY,FUEL /SEE FIG. 54 FOR NHA/							REF	1
- 1	35-924249	• HOUSING,FUEL UNIT							1	1
- 2	35-924232-1	• HEAD,FUEL PUMP CYLINDER							1	1
		/ATTACHING PARTS/								
- 3	AN500-10-10	• SCREW							2	
	AN936-A10	• WASHER							2	

- 4	2-2045-2-15	• PACKING							1	1
- 5	2-2045-2-8	• PACKING							2	1
- 6	ANAS50-77	• RING,SNAP							1	1
- 7	AN960-716L	• WASHER							1	1
- 8	102808-4B012	• WASHER							1	1
- 9	35-924236	• PISTON,EMERGENCY HAND PUMP							1	1
- 10	2-2045-2-15	• PACKING							1	1
- 11	35-924234	• LINK,PISTON ROD							2	1
		/ATTACHING PARTS/								
- 12	AN392-11	• PIN							2	
	AN960-6L	• WASHER							4	
	AN380-2-1	• PIN,COTTER							2	

- 13	35-924245	• HANDLE ASSY,EMERGENCY HAND PUMP							1	1
		/ATTACHING PARTS/								
- 14	AN4-20	• BOLT							1	
	AN960-416	• WASHER							1	
	AN310-4	• NUT							1	
	AN380-2-2	• PIN							1	

- 15	35-924239	• SUPPORT ASSY,FUEL UNIT HANDLE							1	1
		/ATTACHING PARTS/								
- 16	AN500-10-10	• SCREW							2	
	AN936-A10	• WASHER							2	
	AN960-10	• WASHER							2	

- 17	35-924096	• PLUG,CHECK VALVE RETAINER							6	1
- 18	35-924097	• GUIDE,CHECK VALVE							6	1
- 19	AN6290-6	• GASKET							6	1
- 20	111504ZA0020-22	• SPRING							5	1
- 21	111504ZF0020-14	• SPRING							1	1
- 22	35-924237	• VALVE ASSY,FUEL UNIT							6	1
- 23	45-924091	• STRAINER ASSY,FUEL							1	1
- 24	111504ZT0324-3	• SPRING							1	1
- 25	35-921181	• GASKET,FUEL STRAINER PLATE							1	1
- 26	50-926057	• PLATE,FUEL STRAINER LOCK & SEAL							1	1
		/ATTACHING PARTS/								
- 27	AN500A10-10	• SCREW							2	
	AN960-10L	• WASHER							2	

- 28	180B	• VALVE							1	1
	AK9000S-1A	• VALVE /ALTERNATE FOR 180B/							1	1
	35-924235-3	• VALVE ASSY,FUEL SELECTOR /SPARE ASSY/							1	1
- 29	35-924235	• VALVE ASSY,FUEL SELECTOR							1	1
- 30	111504ZV0100-3	• SPRING							1	1
- 31	35-924229	• RETAINER,DETENT BALL							1	1
		/ATTACHING PARTS/								
- 32	52-022-094-0625	• PIN,ROLL							1	

- 33	NO NUMBER	• BEARING,BALL /3/16 OD GRADE I/							2	1
- 34	2-2045-2-7	• PACKING							1	1

FIG. & INDEX NO.	PART NO.	DESCRIPTION							UNITS PER ASSY	USABLE ON CODE
		1	2	3	4	5	6	7		
56 - 35	35-924231	1	1
		CAP,FUEL SELECTOR /ATTACHING PARTS/								
- 36	AN500-10-10	2	
	AN936-A10	2	

- 37	35-924251-1	1	1
		HANDLE,FUEL UNIT /SUPERSEDES 35-924251/ /ATTACHING PARTS/								
	MS20392-1-23	1	
	AN381-2-1	1	
- 38	52-022-094-0625	1	
- 39	52-022-094-0437	1	

- 40	AN932-2	1	1
		PLUG								

CODE EFFECTIVITY

1 D-4866 THRU D-5330

2-246

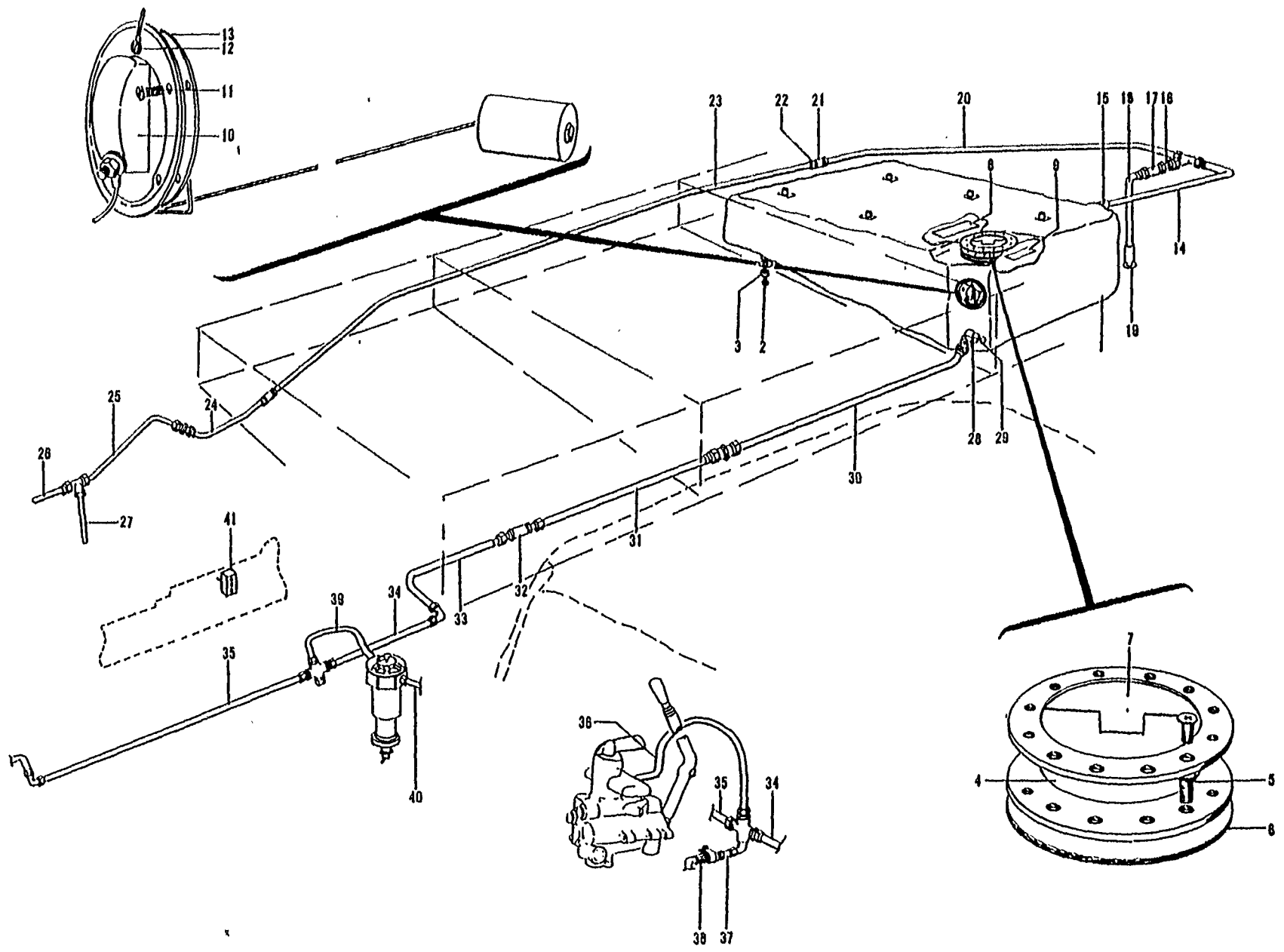


Figure 57. Wing Auxiliary Fuel Cells

FIG. & INDEX NO.	PART NO.	DESCRIPTION	UNITS PER ASSY	USABLE ON CODE
		1 2 3 4 5 6 7		
57	35-921228	CELL INSTL,AUXILIARY FUEL	NP	1
	35-921228-51	CELL INSTL,AUXILIARY FUEL	NP	2
- 1	35-921222-5	. CELL ASSY,LH /SUPERSEDES FCD-36589/	1	3
	35-921222-7	. CELL ASSY,LH	1	4
	35-921222-2	. CELL ASSY,RH	1	6
	FCD-33214	. . CELL,FUEL	1	6
	35-921222-6	. CELL ASSY,RH /SUPERSEDES FCD-36590/	1	7
	35-921222-8	. CELL ASSY,RH	1	8
- 2	□CCA-3400	. VALVE,DRAIN /ATTACHING PARTS/	2	5
- 3	□35-921533	. CLAMP	1	
	□35-921532	. WASHER	1	
- 4	35-921221-3	. ADAPTER ASSY,FUEL FILLER CAP. /ATTACHING PARTS/	2	5
- 5	□AN74-3	. BOLT	12	
	□AN960-416L	. WASHER	12	
	AN509-10R9	. SCREW	12	
- 6	□35-921502	. GASKET,ADAPTER ASSY	2	5
	□416-85	. CAP ASSY /SUPERSEDES 416-25-10/	2	10
- 7	416-85	. CAP ASSY /SUPERSEDES 416-85-10/	2	11
- 8	□35-921241-1	. PLACARD,FUEL IDENTIFICATION /BLACK/	2	5
	□35-921241-3	. PLACARD,FUEL IDENTIFICATION /RED/ /ALTERNATE FOR 35-921241-1/	2	5
- 9	□35-921229-1	. PLACARD,FUEL SERVICE /BLACK/	2	5
	□35-921229-3	. PLACARD,FUEL SERVICE /RED/ /ALTERNATE FOR 35-921229-1/	2	5
- 10	□1518770	. TRANSMITTER,LH	1	5
	□1518771	. TRANSMITTER,RH /ATTACHING PARTS/	1	5
- 11	□AN502-10-8	. SCREW	4	
- 12	□AN502-10-8	. SCREW	1	
- 13	□35-921503	. GASKET	1	5
- 14	35-921228-47	. TUBE ASSY,VENT LH	1	5
	35-921228-48	. TUBE ASSY,VENT RH /ATTACHING PARTS/	1	5
- 15	□AN737-22	. CLAMP	2	
	106242-4-00300	. TUBING	2	5
	□AN824-4D	. TEE	2	5
- 16	35-921228-45	. TUBE ASSY,VENT	2	5
- 17	□1111-517700	. VALVE,CHECK	2	12
	□1111-595272	. VALVE,CHECK /SUPERSEDES 366-00/	2	13
- 18	35-921221-41	. TUBE ASSY,VENT	2	5
- 19	□50-920077	. FLANGE ASSY,FUEL VENT	2	5
- 20	35-921228-43	. TUBE ASSY,VENT LH	1	5
	35-921228-44	. TUBE ASSY,VENT RH	1	5
- 21	106200H4-13	. HOSE /ORDER 1/4ID MIL6000X3-1/4/. /ATTACHING PARTS/	NP	5
- 22	□AN737-22	. CLAMP	12	
- 23	35-921228-39	. TUBE,VENT LH	1	5
	35-921228-40	. TUBE,VENT RH	1	5
- 24	35-921228-37	. TUBE ASSY,VENT LH	1	5
	35-921228-38	. TUBE ASSY,VENT RH	1	5
	□AN815-4D	. UNION	2	5
- 25	35-921228-35	. TUBE ASSY,VENT	1	5
- 26	35-921228-33	. TUBE ASSY,VENT	1	5
	□AN824-4D	. TEE	1	5

FIG. & INDEX NO.	PART NO.	DESCRIPTION	UNITS PER ASSY	USABLE ON CODE
57 - 27	35-921228-49	• TUBE ASSY, VENT.	1	5
- 28	35-921228-31	• STRAINER ASSY, FUEL LH	1	5
	35-921228-32	• STRAINER ASSY, FUEL RH	1	5
		/ATTACHING PARTS/		
- 29	□35-921533	• CLAMP, FUEL STRAINER	1	
		*		
- 30	35-921228-13	• TUBE, FUEL LH.	1	5
	35-921228-14	• TUBE, FUEL RH.	1	5
- 31	35-921228-11	• TUBE, FUEL LH.	1	5
	35-921228-12	• TUBE, FUEL RH.	1	5
- 32	□1111-517702	• VALVE, CHECK	2	14
	□367-00	• VALVE, CHECK	2	15
- 33	□35-921228-9	• TUBE, FUEL LH.	1	5
	□35-921228-10	• TUBE, FUEL RH.	1	5
	□AN821-6D	• ELBOW	2	5
- 34	35-921228-1	• TUBE, FUEL LH.	1	5
- 35	35-921228-5	• TUBE, FUEL RH.	1	5
- 36	35-921228-3	• TUBE, FUEL	1	1
	□AN815-6	• UNION	1	1
	□AN6290-6	• GASKET	1	1
	□AN822-6D	• ELBOW	1	5
	□AN816-6D	• NIPPLE	3	5
	AN918-2	• CROSS	1	5
- 37	35-921228-7	• TUBE, FUEL	1	5
	□AN816-6D	• NIPPLE	1	5
	AN910-2	• COUPLING	1	5
	AN912-1D	• REDUCER	1	5
	AN823-4D	• ELBOW	1	5
- 38	□K9000S-1A	• VALVE /SUPERSEDES 1805-1/	1	5
- 39	35-921228-53	• TUBE ASSY, FUEL	1	16
	35-921228-57	• TUBE ASSY, FUEL	1	17
- 40	35-921228-55	• TUBE ASSY, FUEL	1	2
	AN912-1D	• REDUCER	1	2
	35-522930	• PLACARD, FUEL STRAINER	1	5
	□35-361156-1	• PLACARD, FUSELAGE TO LH WING WIRE SPLICE	1	5
	□35-361157-1	• PLACARD, FUSELAGE TO RH WING WIRE SPLICE	1	5
	□35-324358	• PLACARD, LEFT PANEL	1	1
	35-324358-1	• PLACARD, LEFT PANEL	1	2
- 41	35-364202-9	• SWITCH, AUXILIARY FUEL INDICATOR	1	2
		/SEE FIG. 58 FOR NHA/		
	MS20365-632	• NUT	1	2

CODE EFFECTIVITY

CODE EFFECTIVITY

1	D-4866 THRU D-5330	2	D-5331 THRU D-6561
3	D-4866 THRU D-6423	4	D-6424 THRU D-6561
5	D-4866 THRU D-6561	6	D-4866 THRU D-4889
7	D-4890 THRU D-6416	8	D-6417 THRU D-6561
9	D-4890 THRU D-6561	10	D-5331 THRU D-6161
11	D-5726 THRU D-6561	12	D-4866 THRU D-6034
13	D-6033 THRU D-6561	14	D-4866 THRU D-6052
15	D-6053 THRU D-6561	16	D-5331 THRU D-5462
17	D-5463 THRU D-6561		

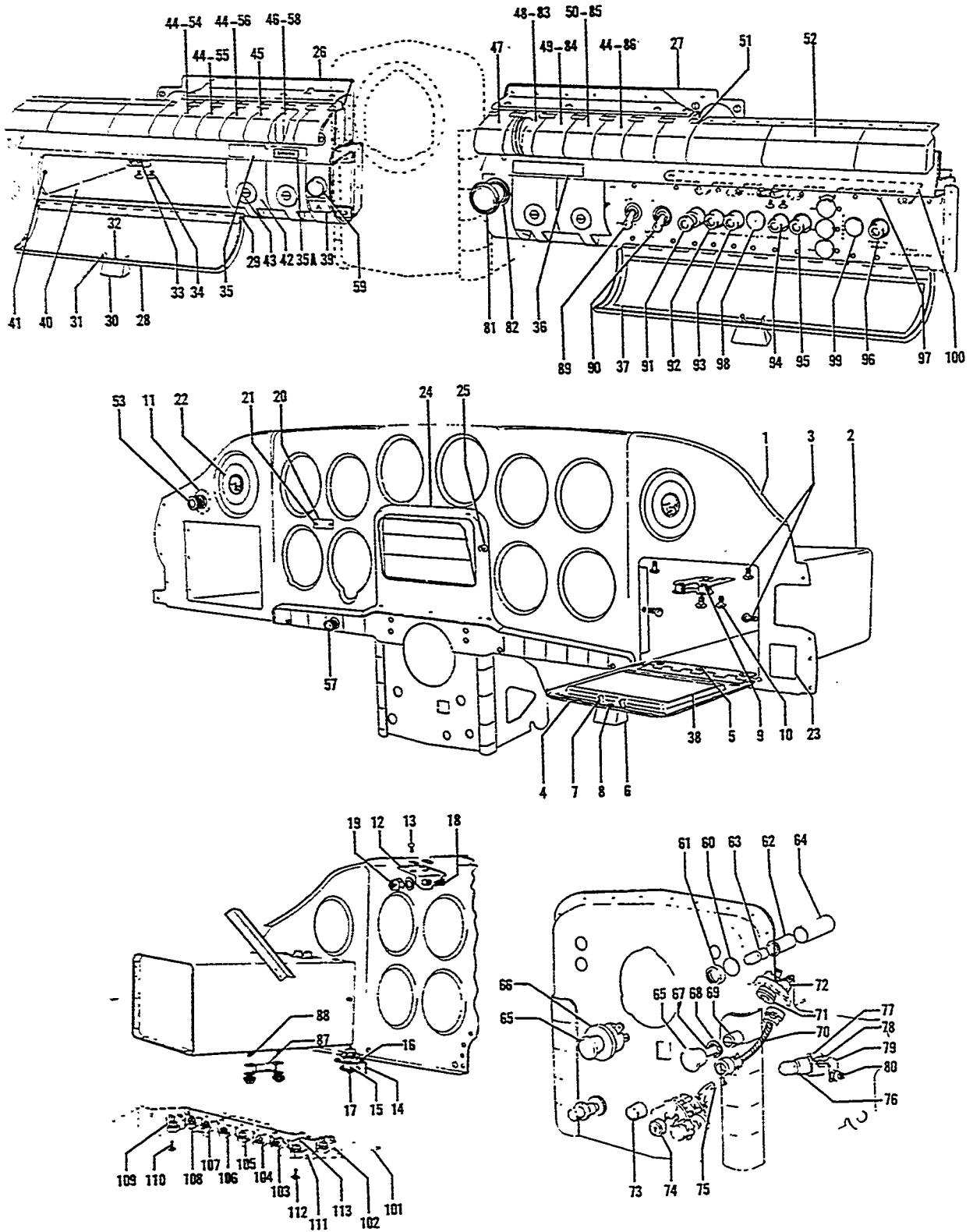


Figure 58. Fixed Instrument Panel (D-4866 Thru D-6841)

MODEL 35 PARTS CATALOG

FIG. & INDEX NO.	PART NO.	DESCRIPTION	UNITS PER ASSY	USABLE ON CODE
58 -	35-324400-2	PANEL INSTL,INSTRUMENT.	NP	1
	35-324400-28	PANEL INSTL,INSTRUMENT.	NP	2
	35-324020-14	. . . PANEL ASSY,MAIN	1	20
- 1	□35-324020-16	. . . -PANEL,MAIN.	1	20
- 2	□35-324033	. . . BOX ASSY,GLOVE COMPARTMENT.	1	20
		/ATTACHING PARTS/		
- 3	AN530-6-4	. . . SCREW	4	
- 4	□35-324031	. . . DOOR ASSY,GLOVE COMPARTMENT	1	20
		/ATTACHING PARTS/		
- 5	□PK76XZ-6-6	. . . SCREW	3	
- 6	□35-324204	. . . KNOB,PULL	1	20
- 7	□5	. . . STRIKE,/HALF OF NO. 5 CATCH ASSY/	1	20
		/ATTACHING PARTS/		
- 8	AN530-6-8	. . . SCREW	1	
- 9	□5	. . . CATCH,/HALF OF NO. 5 CATCH ASSY/.	1	20
		/ATTACHING PARTS/		
- 10	AN515-6-6	. . . SCREW	2	
- 11	□35-324115-8	. . . PLACARD,STALL WARNING INDICATOR	1	1
	□35-324115-10	. . . PLACARD,STALL WARNING INDICATOR	1	2
- 12	□35-324158	. . . SUPPORT ASSY,INSTRUMENT PANEL UPPER	2	3
	□35-324158	. . . SUPPORT ASSY,INSTRUMENT PANEL UPPER	REF	4
		/SEE FIG. 62/		
		/ATTACHING PARTS/		
- 13	□AN515-8R7	. . . SCREW	2	
	□AN960-8L	. . . WASHER.	2	
- 14	□35-324211	. . . SUPPORT,LOWER SHOCK MOUNT LH.	1	20
	□35-524211-1	. . . SUPPORT,LOWER SHOCK MOUNT RH.	1	20
- 15	□150PL12	. . . INSULATOR,VIBRATION /SUPERSEDES AN8008D10/.	2	5
	□150PL14	. . . INSULATOR,VIBRATION LH.	1	6
	□150PL8	. . . INSULATOR,VIBRATION RH.	1	6
		/ATTACHING PARTS/		
- 16	□AN515-8R7	. . . SCREW	4	
	□AN960-8	. . . WASHER.	8	
	□MS20365-832	. . . NUT /SUPERSEDES AN365-832/.	4	
- 17	AN501-416-32	. . . SCREW	2	5
	J2049-2D	. . . WASHER.	4	6
	□AN960-416L	. . . WASHER.	4	5
	□AN970-4	. . . WASHER.	4	20
	□MS20365-428	. . . NUT /SUPERSEDES AN365-428/.	2	20
- 18	□A321	. . . MOUNT	2	3
	□A321	. . . MOUNT /SEE FIG. 62/	REF	4
		/ATTACHING PARTS/		
- 19	□MS20365-832	. . . NUT /SUPERSEDES AN365-832/.	2	
	□AN960-8	. . . WASHER.	2	
- 20	35-344073-12	. . . PLACARD,RADIO CALL.	1	20
		/ATTACHING PARTS/		
- 21	□AN530-2R4	. . . SCREW	2	
- 22	50-320072-8	. . . COVER ASSY,INSTRUMENT CUTOUT.	2	5
	50-320072-8	. . . COVER ASSY,INSTRUMENT CUTOUT /SEE FIG. 62/.	1	7
	50-320072-10	. . . COVER ASSY,INSTRUMENT CUTOUT.	1	2
		/ATTACHING PARTS/		
	□AN515-6R6	. . . SCREW	4	
	□AN960-6	. . . WASHER.	4	
	AN360-632	. . . NUT	4	

FIG. & INDEX NO.	PART NO.	DESCRIPTION	UNITS PER ASSY	USABLE CN CODE
58 - 23	□35-400456	. PLACARD,CABIN DOOR INSTRUCTICNS	1	20
-	35-324400-10	. PACKAGE, INSTRUMENT CLUSTER.	NP	8
	35-324400-14	. PACKAGE, INSTRUMENT CLUSTER.	NP	9
	35-324400-34	. PACKAGE, INSTRUMENT CLUSTER /STANDARD/	NP	10
- 24	□35-324400-20	. PACKAGE, INSTRUMENT CLUSTER /OPTIONAL/	NP	10
	35-324400-26	. PACKAGE, INSTRUMENT CLUSTER /OPTIONAL/	NP	11
	35-324400-46	. PACKAGE, INSTRUMENT CLUSTER.	NP	12
	□35-324400-43	. PLACARD,PANEL LH.	NP	12
	□35-324400-50	. ESCUTCHEON, INSTRUMENT CLUSTER	NP	12
	1584238	. . ESCUTCHEON, INSTRUMENT CLUSTER /WITH /SUPERSEDES 35-324400-16/ AUXILIARY FUEL TANK/	1	1
	35-324400-30	. . ESCUTCHEON, INSTRUMENT CLUSTER /WITHOUT. AUXILIARY FUEL TANKS/	1	1
	15AD8557	. . ESCUTCHEON, INSTRUMENT CLUSTER /WITHOUT. /SUPERSEDES 35-324400-36/ AUXILIARY FUEL TANKS/	1	11
	35-324400-40	. . ESCUTCHEON, INSTRUMENT CLUSTER /WITHOUT. AUXILIARY FUEL TANKS/ /ATTACHING PARTS/	1	11
- 25	□NAS384-8-12P	. . SCREW	6	
	NAS391-8	. . WASHER.	6	
	35-324400-6	. . SPACER.	2	
	35-324260-5	. . CASE ASSY, INSTRUMENT /STANDARD/ /SEE FIG. 62 FOR NHA/	REF	3
	35-324248-9	. . CASE ASSY, INSTRUMENT /OPTIONAL/ /SEE FIG. 62 FOR NHA/	REF	5
	35-324248-13	. . CASE ASSY, INSTRUMENT /OPTIONAL/ /SEE FIG. 62 FOR NHA/	REF	7
- 26	35-324050-18	. PANEL ASSY, LEFT SUB	1	13
	35-324050-20	. PANEL ASSY, LEFT SUB /ATTACHING PARTS/	1	14
	□AN530-6R6	. SCREW	2	
	35-324040-602	. PANEL ASSY, RIGHT SUB /SPARE ASSY/	1	20
	35-324040	. PANEL ASSY, RIGHT SUB.	NP	5
- 27	35-324040-16	. PANEL ASSY, RIGHT SUB.	NP	10
	35-324040-22	. PANEL ASSY, RIGHT SUB.	NP	11
	35-324054	. . FILLER ASSY, SUB PANEL	1	15
	35-324054-6	. . FILLER, SUB PANEL.	1	12
	□35-324109-8	. . . PLACARD, STARTER SWITCH /LH ONLY/.	1	1
	□35-324109-10	. . . PLACARD, STARTER SWITCH /LH ONLY/.	1	11
- 28	35-324058-8	. DOOR ASSY, MAP & CIRCUIT BREAKER COMPT LH.	1	20
	35-324058-7	. DOOR ASSY, MAP & CIRCUIT BREAKER COMPT RH. /ATTACHING PARTS/	1	20
- 29	105774M-ZA01124	. PIN, HINGE	1	
- 30	□35-324204	. . KNOB, PULL	1	20
- 31	□5	. . STRIKE, /HALF OF NO. 5 CATCH ASSY/ /ATTACHING PARTS/	1	20
- 32	□AN530-6-8	. . SCREW	1	
- 33	□5	. . CATCH, /HALF OF NO. 5 CATCH ASSY/. /ATTACHING PARTS/	1	20
- 34	AN515-6-6	. SCREW	2	
- 35	□35-324381	. PLACARD, PUSH PULL CONTROL IDENTIFICATION LH	1	1
	□35-324381-3	. PLACARD, PUSH PULL CONTROL IDENTIFICATION.	1	2
- 35A	35-550115	. PLACARD, DEFROSTER CONTROL /SPARE/	1	20
- 36	□35-324368	. PLACARD, PUSH PULL CONTROLS RH	1	1
	□35-324368-1	. PLACARD, PUSH PULL CONTROLS RH	1	2
- 37	□35-324367	. PLACARD, ELECTRICAL CONTROL PANEL DOOR	1	5
	□35-324367-1	. PLACARD, ELECTRICAL CONTROL PANEL DOOR	1	10
	□35-324367-3	. PLACARD, ELECTRICAL CONTROL PANEL DOOR	1	2
- 38	□35-324361	. PLACARD, COMPASS CORRECTION & EMERGENCY LG	1	1

MODEL 35 PARTS CATALOG

FIG. & INDEX NO.	PART NO.	DESCRIPTION	UNITS PER ASSY	USABLE ON CODE
58	□35-324361-1	. PLACARD,COMPASS CORRECTION & EMERGENCY LG . . .	1	2
- 39	□35-324103-8	. PLACARD,MIXTURE CONTROL	1	5
	□35-324382	. PLACARD,COWL FLAP CONTROL	1	11
	35-324383	. DECAL,ELECTRICAL CONTROL PANEL DOOR	1	12
- 40	35-324003	. BOX ASSY,MAP COMPARTMENT.	1	20
		/ATTACHING PARTS/		
- 41	□AN530-6R6	. SCREW	5	
- 42	□35-944009	. HANDLE ASSY,PUSH PULL CONTROL DUMMY	1	10
		/ATTACHING PARTS/		
- 43	NAS387-832-28P	. SCREW	1	
	□AN960D616	. WASHER.	1	
	□2K95	. BUTTON,LOCK	1	
	□MS20365-832	. NUT /SUPERSEDES AN365-832/.	1	
- 44	□35-324078-8	. LEVER,SWITCH CONTROL.	8	20
- 45	□35-324082	. LEVER ASSY,FLAP SWITCH LOCK	1	20
- 46	35-324411	. LEVER ASSY,FLAP SWITCH.	1	16
	35-324411-5	. LEVER ASSY,FLAP SWITCH.	1	17
- 47	□35-324077	. LEVER ASSY,LANDING GEAR SWITCH LOCK	1	20
- 48	35-324412	. LEVER ASSY,LANDING GEAR SWITCH.	1	16
	35-324412	. LEVER ASSY,LANDING GEAR SWITCH.	1	17
- 49	35-324124-2	. LEVER ASSY,SWITCH CONTROL	1	20
- 50	35-324124-4	. LEVER ASSY,SWITCH CONTROL	1	20
		/ATTACHING PARTS/		
- 51	102361-00908	. PIN,HINGE	1	
- 52	□35-324231	. TRAY ASSY,ASH	2	13
	□35-324231	. TRAY ASSY,ASH	1	14
	35-324025-16	. PANEL ASSY,CENTER INSTRUMENT /SEE FIG. 59/.	1	5
	35-324025-26	. PANEL ASSY,CENTER INSTRUMENT /SEE FIG. 59/.	1	10
	35-324025-38	. PANEL ASSY,CENTER INSTRUMENT /SEE FIG. 59/.	1	2
	35-364202	ELECTRICAL INSTL,INSTRUMENT PANEL	NP	20
- 53	NO NUMBER	. LAMP,STALL WARNING INDICATOR.	1	20
		/TYPE 130/ /RED LENS/		
	35-324287	. SPACER,STALL WARNING LIGHT MOUNTING	1	20
	□1813	. BULB,STALL WARNING INDICATOR.	1	20
		/SUPERSEDES AN3121-1813/		
- 54	□AN3022-2	. SWITCH,RADIO.	1	5
	35-364202-9	. SWITCH,MAIN FUEL INDICATOR.	1	18
	□MS20365-632	. NUT	1	6
- 55	□AN3022-3	. SWITCH,AUXILIARY FUEL INDICATOR	1	5
		/SEE FIG. 57 FOR COVERAGE OF AIRCRAFT D-5331 THRU D-6561/ /ATTACHING PARTS/		
	AN515-6-8	. SCREW	2	
- 56	□AN3022-3	. SWITCH,FUEL INDICATOR	1	5
	□35-364059	. SWITCH,BOOST PUMP	1	18
		/ATTACHING PARTS/		
	AN515-6-8	. SCREW	2	
- 57	□VM111-4H	. LAMP,AUXILIARY FUEL PUMP INDICATOR.	1	18
	□0560B	. RESISTOR,BOOST PUMP /WITH BRACKET NO. 9/.	1	18
		/ATTACHING PARTS/		
	AN515-6-6	. SCREW	2	
	AN365D632	. NUT	2	
- 58	□35-364059	. SWITCH ASSY,FLAP CONTROL.	1	1
		/ATTACHING PARTS/		
	AN515-6-8	. SCREW	2	
		/ATTACHING PARTS/		
	35-364059-2	. SWITCH,FLAP CONTROL	1	1
	□35-364059-4	. BAR,FLAP CONTROL SWITCH CROSS	1	1
- 59	□9023	. SWITCH,STARTER.	1	15
	□AN936A1016	. WASHER.	1	20

FIG. & INDEX NO.	PART NO.	DESCRIPTION	UNITS							USABLE ON CODE	
			1	2	3	4	5	6	7		PER ASSY
58 - 60	□35-364084-2	. LENS, GREEN INDICATOR LIGHT.								2	20
	□35-364084-4	. LENS, RED INDICATOR LIGHT.								2	20
- 61	□35-364078	. INSERT, INDICATOR LIGHT JEWEL.								4	20
- 62	217H	. SOCKET, INDICATOR LIGHT.								4	20
- 63	□1813	. BULB, INDICATOR LIGHT. /SUPERSEDES AN3121-1813/								4	20
- 64	□35-364202-3	. HOOD, INDICATOR LIGHT.								4	20
- 65	□35-324087	. KNOB ASSY, RHEOSTAT.								2	20
	35-324087-2	. . KNOB, RHEOSTAT								1	20
	AN566D8-3	. . SCREW, SET								1	20
- 66	35-344190-20	. RHEOSTAT, RADIO LAMP								1	19
- 67	□35-364072	. SHAFT, INSTRUMENT LAMP RHEOSTAT.								1	19
- 68	□AN936A616	. WASHER.								1	19
- 69	UB241	. RUSHING								1	19
- 70	Tx11	. SHAFT ASSY, /3.06 LENGTH/.								1	19
- 71	AN936A316	. WASHER.								1	19
- 72	□0145-351	. RHEOSTAT, INSTRUMENT LAMP.								1	
- 73	□623	. SWITCH, PRIMER								1	5
	□8906K981	. SWITCH, TOGGLE								1	11
- 74	35-364050-6D4	. SWITCH ASSY, IGNITION								1	21
	10-357200-1	. SWITCH & LOCK ASSY, IGNITION /SUPERSEDES 10-126600-1/								1	22
	VB6532	. . SWITCH, IGNITION								1	21
	10-377007	. . LOCK, SWITCH								1	22
	F6600CK2	. LOCK, SWITCH.								1	21
	1232-4	. WASHER, STAR								1	21
- 75	35-364057	. HARNESS ASSY, IGNITION								1	20
- 76	□PL-1	. LIGHT ASSY, /LESS BEZEL/.								1	20
	□53	. BULB.								1	20
- 77	□AN742D10	. CLAMP, LIGHT /ATTACHING PARTS/								1	20
- 78	AN526-8R8	. SCREW								1	
	□AN936A8	. WASHER.								1	
	□AN960-8L	. WASHER.								1	
	□MS20365-832	. NUT /SUPERSEDES AN365-832/.								1	
- 79	AN743-6	. BRACKET, LIGHT /ATTACHING PARTS/								1	20
- 80	□AN3-4A/M/	. BOLT.								1	
	□AN936B10	. WASHER.								1	
	□AN960-10	. WASHER.								1	
	□MS20365-832	. NUT /SUPERSEDES AN365-832/.								1	
- 81	□LPA27630	. ELEMENT & KNOB, CIGARETTE LIGHTER.								1	20
- 82	□LU27054	. SHELL, CLAMPING.								1	20
	□LBA27492	. BASE, SWITCH								1	20
	□LWA29455	. CORD /SUPERSEDES LWA2919/.								1	20
	□LFA2850	. FUSE.								1	20
- 83	8905K818	. SWITCH, LANDING GEAR								1	20
- 84	□AN3022-2	. SWITCH, LH LANDING LIGHT								1	20
- 85	□AN3022-2	. SWITCH, RH LANDING LIGHT								1	20
- 86	□AN3226-3	. SWITCH, NAVIGATION LIGHTS. /SUPERSEDES 8744K9/ /ATTACHING PARTS/								1	20
	AN515-6-8	. SCREW								2	
	NO NUMBER	. RESISTOR, /1-1/2A-10 WATT - 100 OHMS/.								1	20
- 87	□1010	. RESISTOR, /50 OHM - 10 WATT/ /WITH BRACKET NO. 5/ /ATTACHING PARTS/								1	20
- 88	AN526-632-6	. SCREW								2	
	□AN960-6L	. WASHER.								2	
	□MS20365-632	. NUT /SUPERSEDES AN365-632/.								2	
- 89	□AN3022-2	. SWITCH, BATTERY EMERGENCY MASTER								1	20
- 90	□AN3023-2	. SWITCH, GENERATOR.								1	20
- 91	MS25005-20	. BREAKER, LANDING GEAR CIRCUIT. /SUPERSEDES D6752-1-20/								1	20
- 92	□PSM5	. BREAKER, TURN & BANK, CABIN LAMPS & PRIMER CIRCUIT								1	20
- 93	□PSM20	. BREAKER, FLAP CIRCUIT.								1	20

MODEL 35 PARTS CATALOG

FIG. & INDEX NO.	PART NO.	DESCRIPTION	UNITS PER ASSY	USABLE GN CODE
58 - 94	□PSM20	. BREAKER,LH LANDING LIGHT CIRCUIT.	1	20
- 95	□PSM20	. BREAKFR,RH LANDING LIGHT CIRCUIT.	1	20
- 96	□PSM5	. BREAKER,NAVIGATION LIGHTS CIRCUIT	1	20
		/ATTACHING PARTS/		
- 97	ANS26-632R8	. SCREW	2	
- 98	SS48182	. BUTTN,PLUG	1	5
- 99	HS48152	. BUTTN,PLUG	4	20
-100	35-364218	. BAR,BUSS.	1	20
	35-364217	. PANEL ASSY,MANUAL CIRCUIT BREAKFR	1	15
-101	35-364217-1	. . PANEL,MANUAL CIRCUIT BREAKER.	1	15
-102	□CM5	. . BREAKER,LANDING GEAR INDICATOR CIRCUIT.	1	15
-103	□CM25	. . BREAKER,RADIO CIRCUIT	1	5
	□CM25	. . BREAKER,FUEL QUANTITY INDICATOR	1	6
-104	□CM5	. . BREAKER,FLAP POSITION INDICATOR &	1	20
		INSTRUMENT LIGHT CIRCUIT		
-105	□CM5	. . BREAKER,OIL & CYLINDER HEAD TEMPERATURE	1	20
		INDICATORS		
-106	□CM5	. . BREAKER,LANDING GEAR WARNING CIRCUIT.	1	20
-107	□CM5	. . BREAKER,STALL WARNING LIGHT CIRCUIT	1	20
-108	□CM5	. . BREAKER,FUEL QUANTITY INDICATOR	1	5
-109	□CM5	. . BREAKER,AUXILIARY FUEL PUMP CIRCUIT	1	6
		/ATTACHING PARTS/		
-110	ANS26-632-10	. . SCREW	2	
	□AN960-6	. . WASHER.	2	
	□MS20365-632	. . NUT /SUPERSEDES AN365-632/.	2	
-111	□CDLM50	. . BREAKER,GENERATOR CIRCUIT	1	20
		/SUPERSEDES CLM50/		
		/ATTACHING PARTS/		
-112	□ANS20-416R14	. . SCREW	2	
	□AN960-416	. . WASHER.	2	
	□MS20365-428	. . NUT /SUPERSEDES AN365-428/.	2	
-113	35-364219	. . BAR,BUSS.	1	20
	35-364202-11	. HARNESS ASSY,FUSELAGE	1	20
	MS25083-48812	. JUMPER ASSY	1	20
		/ATTACHING PARTS/		
	ANS15-8-8	. SCREW	2	
	□AN960-8	. WASHER.	1	
	□MS20365-832	. NUT /SUPERSEDES AN365-832/.	1	

CODE EFFECTIVITY

CODE EFFECTIVITY

1	D-4866 THRU D-6161	2	D-6162 THRU D-6841
3	D-4866 THRU D-5424	4	D-5425 THRU D-6841
5	D-4866 THRU D-5330	6	D-5331 THRU D-6841
7	D-5331 THRU D-5424	8	D-4866 THRU D-5083
			EXCEPT D-4974
9	D-4974,D-5084 THRU D-5330	10	D-5331 THRU D-6161
11	D-6162 THRU D-6561	12	D-6562 THRU D-6841
13	D-4866 THRU D-5895, D-5903 THRU D-5906	14	D-5896 THRU D-6841
			EXCEPT D-5903 THRU D-5906
15	D-4866 THRU D-6561	16	D-4866 THRU D-6198
17	D-6199 THRU D-6841	18	D-5331 THRU D-6561
19	D-4866 THRU D-5862, D-5864 THRU D-5883, D-5887 THRU D-5995	20	D-4866 THRU D-6841
21	D-4866 THRU D-6785	22	D-6786 THRU D-6841

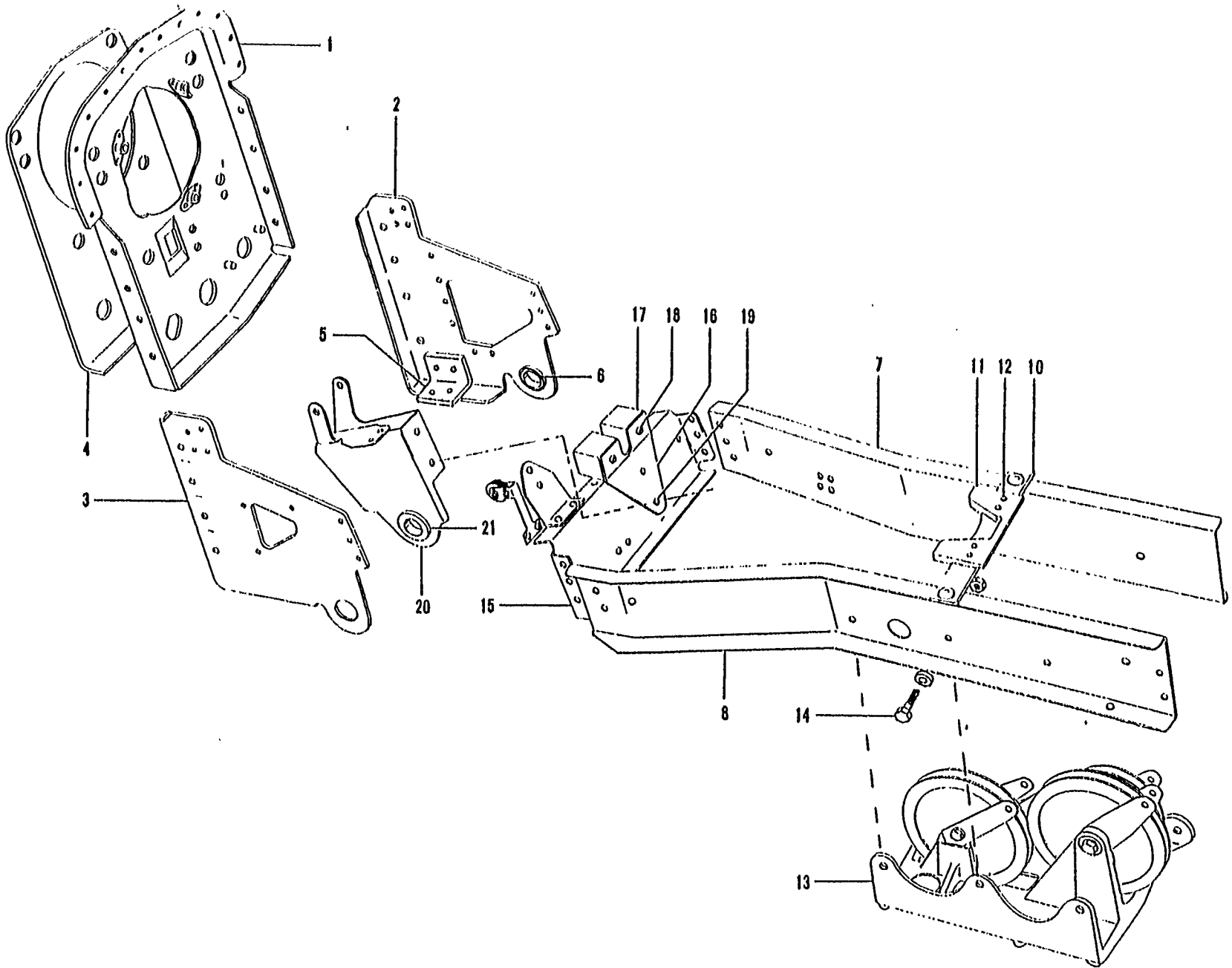


Figure 50. Center Panel and Pulley Bracket

MODEL 35 PARTS CATALOG

FIG. & INDEX NO.	PART NO.	DESCRIPTION							UNITS PER ASSY	USABLE ON CODE
		1	2	3	4	5	6	7		
59	35-324025-16	PANEL ASSY,CENTER INSTRUMENT							REF	1
		/SEE FIG. 58 FOR NHA/								
	35-324025-26	PANEL ASSY,CENTER INSTRUMENT							REF	2
		/SEE FIG. 58 FOR NHA/								
	35-324025-38	PANEL ASSY,CENTER INSTRUMENT							REF	3
		/SEE FIG. 58 FOR NHA/								
- 1	35-324025-36	. PAN,CENTER INSTRUMENT PANEL							1	
- 2	35-324025-20	. PANEL,CENTER INSTRUMENT LH							1	
- 3	35-324025-22	. PANEL,CENTER INSTRUMENT RH							1	
- 4	35-324366	. PLACARD,CENTER PANEL							1	1
	35-324366-1	. PLACARD,CENTER PANEL							1	2
	35-324366-7	. PLACARD,CENTER PANEL							1	3
- 5	35-324025-24	. BRACKET,CENTER INSTRUMENT PANEL LH							1	4
	35-324025-25	. BRACKET,CENTER INSTRUMENT PANEL RH							1	4
- 6	F631	. BEARING,OILITE							2	
	35-410018	BRACKET INSTL,UPPER FWD PULLEY							REF	5
		/SEE FIG. 7 FOR NHA/								
- 7	35-324069	. CHANNEL,INSTRUMENT PANEL DRAG LH							1	5
- 8	35-324070	. CHANNEL,INSTRUMENT PANEL DRAG RH							1	5
- 10	35-324234	. STOP,CONTROL COLUMN FWD							1	5
- 11	35-324347-1	. GUIDE,CONTROL COLUMN FWD RH							1	7
	35-324347-2	. GUIDE,CONTROL COLUMN FWD LH							1	7
		/SEE FIG. 60 FOR NHA/ /ATTACHING PARTS/								
- 12	AN515-8-12	. SCREW							3	
	AN526-832-10	. SCREW							1	
	AN960-8	. WASHER							4	
	AN365-832	. NUT							3	
	AN364-832	. NUT							1	
- 13	35-324126	. BRACKET,ELEVATOR CABLE PULLEY UPPER							1	
		/ATTACHING PARTS/								
- 14	AN3-4A	. BOLT							6	
	AN960-10L	. WASHER							6	
	AN365-1032	. NUT							6	
- 15	35-324021	. SUPPORT ASSY,ELEVATOR BUSS PULLEY							1	5
	35-524344	. STOP ASSY,CONTROL COLUMN							1	5
- 16	35-324344-2	. PLATE,CONTROL COLUMN STOP							1	5
- 17	35-524348	. STOP,CONTROL COLUMN							1	5
		/ATTACHING PARTS/								
- 18	AN515-8-18	. SCREW							2	
	AN960-8	. WASHER							2	
	AN365-832	. NUT							2	
	35-324073	. BRACKET ASSY,ELEVATOR TAB PULLEY							1	5
		/ATTACHING PARTS/								
- 19	AN3-4A	. BOLT							2	
	AN960-10L	. WASHER							2	
	AN365-1032	. NUT							2	
- 20	35-324073-2	. BRACKET,ELEVATOR TAB PULLEY							1	5
- 21	F-723-6	. BEARING,OILITE							1	5

CODE EFFECTIVITY

CODE EFFECTIVITY

- | | |
|----------------------|----------------------|
| 1 D-4866 THRU D-5330 | 2 D-5331 THRU D-6161 |
| 3 D-6162 THRU D-6841 | 4 D-5331 THRU D-6841 |
| 5 D-4866 THRU D-6841 | 6 D-6842 AND AFTER |
| 7 D-4866 AND AFTER | |

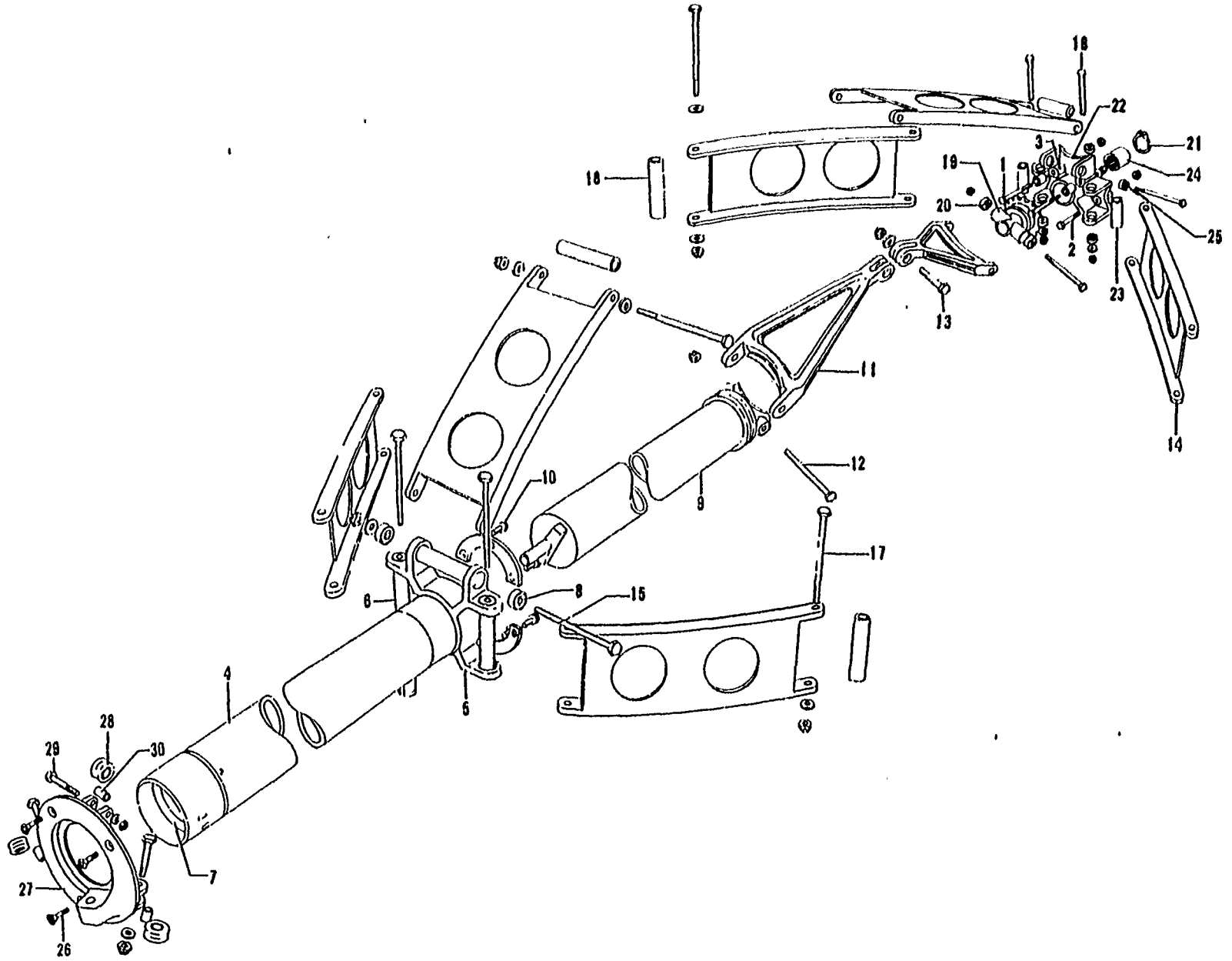


Figure 60. Control Column

MODEL 35 PARTS CATALOG

FIG. & INDEX NO.	PART NO.	DESCRIPTION							UNITS PER ASSY	USABLE ON CODE
		1	2	3-4	5	6	7			
50	35-524041 35-524386	COLUMN INSTL,CONTROL /SEE FIG. 28 FOR NHA/	REF	3	
		STRUCTURE INSTL,INSTRUMENT PANEL &	MP	4	
		CONTROL COLUMN								
		/ATTACHING PARTS/								
- 1	AN3-5A	BOLT.	2		
- 2	AN3-16A	BOLT.	2		
	AN960-10	WASHER.	4		
	AN365-1032	NUT	4		
- 3	35-524007	. GUARD,AILERON CONTROL ROLLER CHAIR.	2		
	35-524040	. COLUMN ASSY,CONTROL	1	3	
	35-524040-6	. COLUMN ASSY,CONTROL	1	4	
- 4	35-524202SA2	. TUBE ASSY,CONTROL COLUMN.	1	3	
	35-524202-614	. TUBE ASSY,CONTROL COLUMN.	1	4	
- 5	35-524278	. FITTING,CONTROL COLUMN.	1		
- 6	35-524202-4	. BUSHING,CONTROL COLUMN.	3		
- 7	35-524205	. BUSHING ASSY,CONTROL COLUMN.	1		
	111503-1715-093	. RING.	1		
- 8	AN200K3L	. BEARING,BALL.	6		
- 9	35-524227	. TUBE ASSY,CONTROL COLUMN INNER.	1		
		/ATTACHING PARTS/								
- 10	AN503-8-6	. SCREW	6		
	35-524038	. WASHER.	2		
	35-524227-4	. BRAZE ASSY,CONTROL COLUMN INNER	1		
	AN200K3L	. BEARING,BALL.	2		
- 11	35-524047	. KNEE,TORQUE	2		
		/ATTACHING PARTS/								
- 12	AN3-26	. BOLT.	2		
- 13	AN4-10	. BOLT.	1		
	AN960-416	. WASHER.	1		
	AN310-3	. NUT	2		
	AN310-4	. NUT	1		
	AN380-2-2	. PIN,COTTER.	1		
	AN380-2-3	. PIN,COTTER.	2		
- 14	35-524240	. LINK,CONTROL COLUMN	6		
		/ATTACHING PARTS/								
- 15	35-524269	. BOLT.	3		
- 16	AN553-32	. BOLT.	3		
- 17	AN554-33	. BOLT.	3		
- 18	102933D5ZM2452	. SPACER.	3		
	AN960-10	. WASHER.	6		
	AN960-416	. WASHER.	3		
	AN960-416L	. WASHER.	6		
	AN310-3	. NUT	6		
	AN310-4	. NUT	3		
	AN380-2-2	. PIN,COTTER.	9		
	35-524274	. SPROCKET ASSY,CONTROL COLUMN ROLLER CHAIN	1		
- 19	35-524274-4	. BRAZE ASSY,CONTROL COLUMN	1		
- 20	AN200K3L	. BEARING,BALL.	2		
- 21	AN551-87	. RING,RETAINER	1		
	35-524230	. HANGER ASSY,CONTROL COLUMN.	1		
- 22	35-524231	. FITTING,CONTROL COLUMN.	1		
- 23	35-524230-2	. BUSHING,CONTROL COLUMN.	3		
- 24	AN5-148	. BEARING	2		
- 25	AN200K3L	. BEARING,BALL.	6		
	35-524125	. HANGER ASSY,CONTROL COLUMN INSTL.	1	1	
	35-524125-4	. HANGER ASSY,CONTROL COLUMN INSTL.	1	2	
		/ATTACHING PARTS/								
- 26	AN507-832-10	. SCREW	3		
- 27	35-524125-2	. HANGER,CONTROL COLUMN INSTL	1		
- 28	35-524197	. ROLLER ASSY,CONTROL COLUMN.	3	1	

FIG. & INDEX NO.	PART NO.	DESCRIPTION							UNITS PER ASSY	USABLE ON CODE
		1	2	3	4	5	6	7		
60	35-524197-4	.	.	ROLLER ASSY, CONTROL COLUMN.					3	2
		.	.	/ATTACHING PARTS/						
- 29	AN3-12A	.	.	BOLT.					3	
- 30	35-524264	.	.	BUSHING, CONTROL COLUMN ROLLER					3	1
	AN960-10L	.	.	WASHER.					6	
	AN365-1032	.	.	NUT					3	
	35-524347	.	.	GUIDE, CONTROL COLUMN FWD /SEE FIG. 59/.					1	4
	35-524554	.	.	BRACKET /SEE FIG. 29/					1	4
	35-524367	.	.	PANEL ASSY, INSTRUMENT /SEE FIG. 63/					1	4

CODE EFFECTIVITY

1 D-4866 THRU D-6561
3 D-4866 THRU D-6841

CODE EFFECTIVITY

2 D-6562 AND AFTER
4 D-6842 AND AFTER

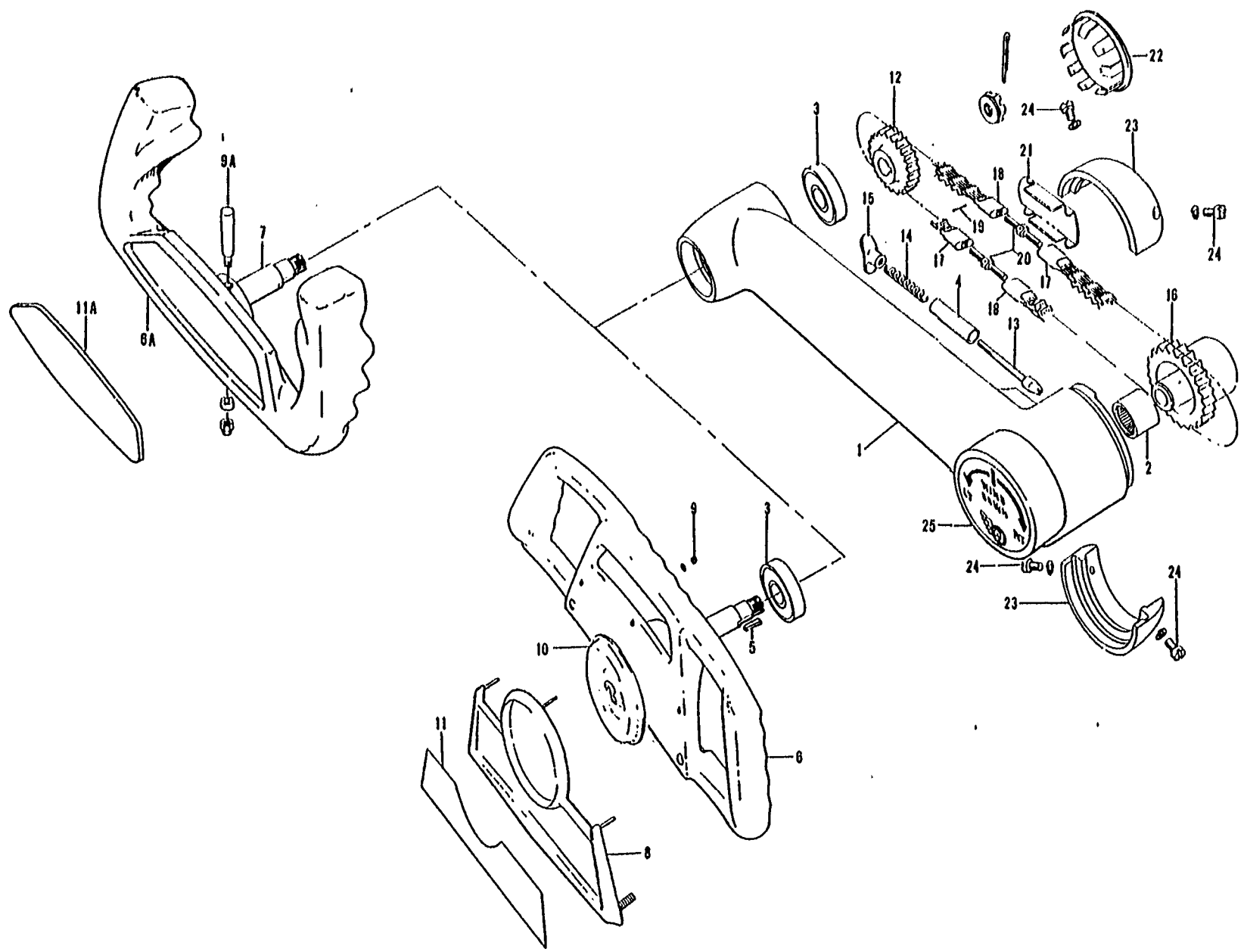


Figure 61. Single and Dual Control Column Arm (D-4866 thru D-8335)

FIG. & INDEX NO.	PART NO.	DESCRIPTION	UNITS PER ASSY	USABLE ON CODE
61 - 1	□35-524585-19	CONTROL ARM ASSY,THROWOVER /WITH RAMS HORN WHEEL/ /SUPERSEDES ALL FORMER LISTINGS FOR SPARES/	1	4
	□35-524656-5	CONTROL ARM ASSY,DUAL /WITH RAMS HORN WHEEL/. . /SUPERSEDES ALL FORMER LISTINGS FOR SPARES/	1	4
- 2	□878X	. BEARING	1	4
- 3	□KP10A /AN201/	. BEARING,THROWOVER /SUPERSEDES AN201K10A & . . K10A/	2	4
	□KP10A /AN201/	. BEARING,DUAL /SUPERSEDES AN201K10A & K10A/. .	4	4
- 4	□35-524241	. BUSHING	1	4
	35-524591-34	. WHEEL ASSY,THROWOVER.	1	1
	35-524591-28	. WHEEL ASSY,DUAL LH.	1	1
	35-524591-30	. WHEEL ASSY,DUAL RH.	1	1
	35-524591-50	. WHEEL ASSY,THROWOVER OR LH DUAL	1	2
	35-524591-52	. WHEEL ASSY,DUAL RH.	1	2
	□35-663-1A M	. KIT,RAMS HORN CONTROL WHEEL /THROWOVER OR LH. DUAL/ /SUPERSEDES 35-380060-25/	1	4
	□35-380060-27	. WHEEL ASSY,CONTROL COLUMN RH DUAL RAMS HORN . /ATTACHING PARTS/	1	4
- 5	□35-524576	. KEY,POSITIONING	1	5
	□AN280H404	. KEY,POSITIONING	1	6
	□AN320-7	. NUT	1	
	□AN390-3-4	. PIN,COTTER.	1	
	35-380060-21	. . WHEEL ASSY,THROWOVER OR LH DUAL	1	4
	35-380060-23	. . WHEEL ASSY,RH DUAL.	1	4
	□207-400301-00- 0617	. . BUTTON,PLUG /FOR 35-380060-25 & -27 ASSY/ .	2	4
- 6	35-524591-2	. . WHEEL,CONTROL COLUMN.	1	7
- 6A	□35-380057	. . WHEEL,CONTROL COLUMN /RAMS HORN/.	1	3
- 7	□35-524645-1	. . SHAFT,THROWOVER & LH DUAL CONTROL WHEEL . .	1	3
	35-524645-3	. . SHAFT,DUAL CONTROL WHEEL RH	1	3
	□35-524602	. . FRAME ASSY,WHEEL PLACARD.	1	1
- 8	□35-524639	. . FRAME ASSY,WHEEL PLACARD. /ATTACHING PARTS/	1	2
	□AN960-6L	. . WASHER.	4	1
	□AN960-6L	. . WASHER.	2	2
	□MS20364-632	. . NUT /SUPERSEDES AN364-632/.	4	1
- 9	□MS20364-632	. . NUT /SUPERSEDES AN364-632/.	2	2
- 9A	□AN386-1-14A	. . PIN	1	3
	□AN975-3	. . WASHER.	1	3
	□22K2-02	. . NUT,CAP	1	3
	□35-524603	. . LENS,THROWOVER CONTROL WHEEL.	1	1
- 10	□414-534010	. . BUTTON,INSIGNIA CONTROL WHEEL	1	2
	□35-524636-15	. . PLACARD ASSY,THROWOVER CONTROL WHEEL.	1	1
- 11	□35-524640	. . PLATE,CONTROL WHEEL INSIGNIA.	1	2
- 11A	□50-524348	. . PLATE,CONTROL WHEEL INSIGNIA.	1	8
- 12	□35-524048	. . SPROCKET,CONTROL WHEEL.	1	4
- 13	□35-524095	. . PIN,POSITION LOCK	1	4
- 14	□1009432G108G	. . SPRING.	1	4
- 15	□35-524096	. . KNOB,POSITION	1	4
- 16	□35-524051-1	. . SPROCKET,THROWOVER ENGAGING	1	4
	□35-524262-1	. . SPROCKET,DUAL ENGAGING.	1	4
	□35-524139	. . CHAIN ASSY,THROWOVER CONTROL WHEEL.	2	4
	□35-524139	. . CHAIN ASSY,DUAL CONTROL WHEEL	4	4
	35-524139-1	. . CHAIN	1	4
- 17	35-524140-2	. . FITTING,END /LH THREAD/	1	4
- 18	35-524140-4	. . FITTING,END /RH THREAD/	1	4
- 19	□102809-072-018	. . PIN,END FITTING	2	4
- 20	□35-524141	. . CONNECTOR,THROWOVER FITTING	2	4
	□35-524141	. . CONNECTOR,DUAL FITTING.	4	4
- 21	□35-524587-2	. . COVER ASSY,CHAIN ACCESS	1	4
	35-524587-4	. . COVER	1	4
	A3278-1-1	. . CLIP,PENLITE RETAINING.	1	4
	□35-524587	. . COVER,CHAIN ACCESS /RH DUAL/.	1	4

FIG. & INDEX NO.	PART NO.	DESCRIPTION							UNITS PER ASSY	USABLE CN CODE
		1	2	3	4	5	6	7		
61 - 22	□51020	.	BUTTON,THROWOVER PLUG	1	4
	□51020	.	BUTTON,DUAL PLUG	2	4
- 23	□35-524238-4	.	RETAINER ASSY,CONTROL ARM UPPER	1	4
- 23A	□35-524238-12	.	RETAINER ASSY,CONTROL ARM LOWER	1	4
			/ATTACHING PARTS/							
- 24	□AN501-10-5	.	SCREW,RETAINER	4	
	□AN935-10L	.	WASHER	4	

- 25	□ATC35-107	.	CONTROL ASSY,AILERON TRIMMER	1	4
	35-524585-21	.	COVER /USE WITHOUT AILERON TRIMMER CONTROL/	1	4
			/ATTACHING PARTS/							
	□AN507-832R12	.	SCREW /AILERON TRIMMER/	3	
	NAS387-832-5P	.	SCREW /FOR COVER/	3	

CODE EFFECTIVITY

1 D-4866 THRU D-5330
 3 D-6562 THRU D-7216
 5 D-4866 THRU D-7216
 7 D-4866 THRU D-6561

CODE EFFECTIVITY

2 D-5331 THRU D-6561
 4 D-4866 THRU D-8335
 6 D-7217 THRU D-8335
 8 D-6562 THRU D-8335

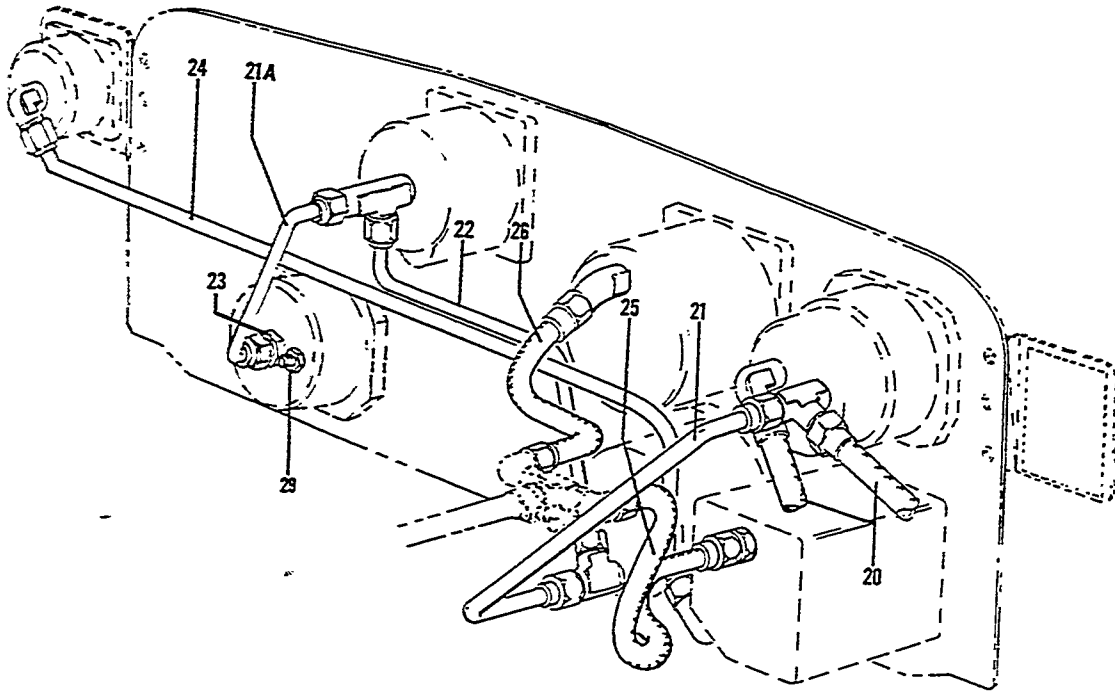
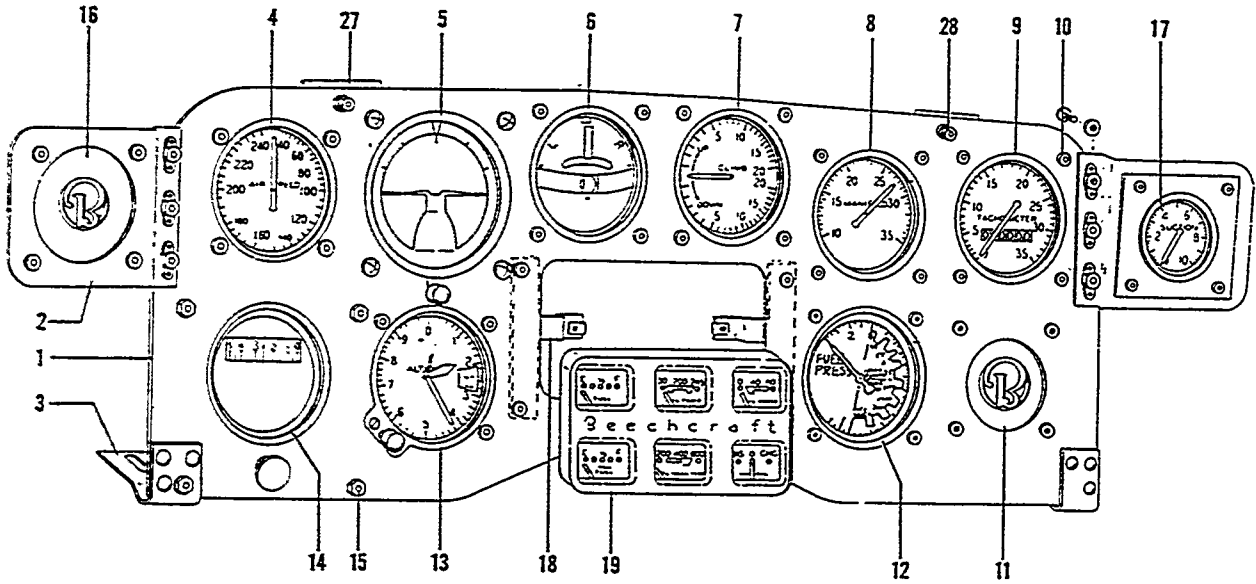


Figure 62. Floating Instrument Panel (D-4866 thru D-6841)

MODEL 35 PARTS CATALOG

FIG. & INDEX NO.	PART NO.	DESCRIPTION	1 2 3 4 5 6 7						UNITS PER ASSY	USABLE ON CODE
			1	2	3	4	5	6		
62	35-324260-3	PANEL ASSY, INSTRUMENT /STANDARD/ /USED WITH 35-324325 LINES INSTL, FIG. 64/							NP	1
	35-324248-3	PANEL ASSY, GYRO INSTRUMENT /OPTIONAL/ /USED WITH 35-324280 LINES INSTL, FIG. 64/							NP	1
	35-324378-1	PANEL ASSY, INSTRUMENT /STANDARD/ /USED WITH 35-324002 LINES INSTL, FIG. 64/							NP	2
	35-324378-3	PANEL ASSY, INSTRUMENT /STANDARD WITH AUTOPILOT/ /USED WITH 35-324379 LINES INSTL, FIG. 64/							NP	2
	35-324378	PANEL ASSY, GYRO INSTRUMENT /OPTIONAL/ /USED WITH 35-324379 LINES INSTL, FIG. 64/							NP	2
	□35-324166-8	• PANEL ASSY, SHOCK MOUNTED. /SUPERSEDES 35-324166-10/							1	
- 1	35-324166-10	• • PANEL, SHOCK MOUNTED /ORDER 35-324166-8/							1	
- 2	□35-324281	• • BRACKET ASSY, INSTRUMENT LH.							1	
	□35-324281-1	• • BRACKET ASSY, INSTRUMENT RH.							1	1
	35-324281-4	• • BRACKET ASSY, INSTRUMENT KH. /ATTACHING PARTS/							1	2
	AN515-3-6	• • SCREW							3	
	AN93688	• • WASHER.							3	
		-----*								
- 3	35-324166-4	• • BRACKET, PANEL MOUNTING LOWER LH							1	3
	35-324166-14	• • BRACKET, PANEL MOUNTING LOWER LH							1	4
	35-324166-5	• • BRACKET, PANEL MOUNTING LOWER RH							1	3
	35-324166-15	• • BRACKET, PANEL MOUNTING LOWER RH							1	4
	□35-380018	• INDICATOR, AIRSPEED.							1	3
	□35-380018-1	• INDICATOR, AIRSPEED.							1	5
	35-380018-3	• INDICATOR, AIRSPEED.							1	6
	□35-380036-1	• INDICATOR, AIRSPEED /MATTE WHITE/.							1	7
- 5	□656768-1FLNC	• INDICATOR, GYRO HORIZON /OPTIONAL/.							1	8
	□35-380043-1	• INDICATOR, GYRO HORIZON. /SUPERSEDES 35-380043 & 646040-1FLNC-4/							1	15
	35-324324-3	• COVER ASSY, /STANDARD/							1	
- 6	□35-380003	• INDICATOR, TURN & BANK							1	9
	□35-380045	• INDICATOR, TURN & BANK /MATTE WHITE/ /ATTACHING PARTS/							1	7
	□AN515B6R10	• SCREW							3	
	AN93686B	• WASHER.							3	
		-----*								
- 7	□35-324348-1	• INDICATOR, VERTICAL SPEED.							1	1
	□35-380002	• INDICATOR, RATE OF CLIMB /ALTERNATE FOR 35-324348-1/							REF	1
	□35-380002	• INDICATOR, RATE OF CLIMB							1	10
	□35-380044	• INDICATOR, RATE OF CLIMB /MATTE WHITE/ /ATTACHING PARTS/							1	7
	□AN515B6R14	• SCREW							3	
	AN93686B	• WASHER.							3	
		-----*								
- 8	□35-380012	• INDICATOR, MANIFOLD PRESSURE							1	9
	□35-380040	• INDICATOR, MANIFOLD PRESSURE /MATTE WHITE/ /ATTACHING PARTS/							1	7
	□AN515B6R10	• SCREW							4	
	AN93686B	• WASHER.							4	
		-----*								
- 9	□35-324365	• TACHOMETER, ENGINE							1	8
	□35-324365-1	• TACHOMETER, ENGINE							1	6
	35-324365-5	• TACHOMETER, ENGINE /ATTACHING PARTS/							1	7
- 10	AN515B6R4	• SCREW							4	
	AN93686B	• WASHER.							4	
		-----*								
- 11	50-320072	• COVER ASSY, /STANDARD/							1	11
	□50-320106	• GAGE, SUCTION /OPTIONAL/							1	12
	□50-384015	• GAGE, SUCTION /OPTIONAL/							1	13
	35-324149	• COVER							1	11

FIG. & INDEX NO.	PART NO.	DESCRIPTION	UNITS PER ASSY	USABLE ON CODE		
					1	2
62	35-324148	. ADAPTER	1	11		
	50-320072-8	. COVER ASSY.	1	14		
	50-320072-10	. COVER ASSY.	1	15		
	- 12	35-380017	. INDICATOR,FUEL PRESSURE	1	16	
		□35-380021	. INDICATOR,FUEL PRESSURE	1	10	
		□35-380038	. INDICATOR,FUEL PRESSURE /MATTE WHITE/	1	7	
		□35-380004-1	. CLOCK,EIGHT-DAY /SEE FIG. 16 FOR CLOCK USED ON AIRPLANES D-5331 THRU D-6561/	1	11	
	35-324074	. COVER,CLOCK ADAPTER	1	11		
	35-324075	. ADAPTER,CLOCK	1	11		
	- 13	35-324346-11	. ALTIMETER,SENSITIVE	1	8	
□35-380037		. ALTIMETER,SENSITIVE /MATTE WHITE/	1	7		
35-324346-15		. ALTIMETER,SENSITIVE /ATTACHING PARTS/	1	6		
	AN515B6R12	. SCREW	3			
	AN936B6B	. WASHER.	3			
- 14	□649742-1PFN	. GYRO,DIRECTIONAL /OPTIONAL/	1	8		
	□35-380039	. GYRO,DIRECTIONAL /SUPERSEDES 646G50-1TN-4/. /ATTACHING PARTS/	1	15		
- 15	□AN515B6R10	. SCREW	4			
	AN936B6B	. WASHER.	4			
	□MS20913-2D	. PLUG,/USED ON STANDARD PANEL/	1			
	50-320072-8	. COVER ASSY,/STANDARD/ /ATTACHING PARTS/	1			
	AN515B6R4	. SCREW	4			
- 16	50-320072-8	. COVER ASSY /SEE FIG. 58 FOR COVER USED ON AIRPLANES D-4866 THRU D-5424/	1	17		
	50-320072-10	. COVER ASSY. /ATTACHING PARTS/	1	15		
	□AN515B6R6	. SCREW	4			
	MS20365B632	. NUT	4			
- 17	□50-384015	. GAGE,SUCTION.	1	14		
	□50-384042-1	. GAGE,SUCTION /SUPERSEDES 35-380041/	1	15		
	□50-320106	. GAGE,SUCTION /STANDARD WITH AUTOPILOT/.	1	14		
	□50-384042-1	. GAGE,SUCTION /STANDARD WITH AUTOPILOT/. /SUPERSEDES 35-380042/	1	15		
	35-324149	. COVER	1	18		
	35-324148	. ADAPTER	1	19		
	50-320072-8	. COVER ASSY,/SEE FIG. 58/.	REF	11		
- 18	35-324364-1	. BRACKET ASSY,INSTRUMENT CLUSTER LH.	1			
	35-324364-2	. BRACKET ASSY,INSTRUMENT CLUSTER RH. /ATTACHING PARTS/	1			
	AN515B6R4	. SCREW	2			
	AN936B6B	. WASHER.	2			
- 19	35-324260-5	. CASE ASSY,INSTRUMENTS/STANDARD/ /SEE FIG. 58/	1	1		
	35-324248-9	. CASE ASSY,INSTRUMENTS/OPTIONAL/ /SEE FIG. 58/	1	11		
	35-324248-13	. CASE ASSY,INSTRUMENTS/OPTIONAL/ /SEE FIG. 58/	1	16		
		/ATTACHING PARTS/				
	□AN530-6R6	. SCREW	2			
	□1513176	. . INDICATOR,OIL TEMPERATURE	1			
	□1508440	. . INDICATOR,OIL PRESSURE.	1			
	□1513429	. . INDICATOR,CYLINDER HEAD TEMPERATURE	1			
	□1501751	. . AMMETER	1			
	□1518516	. . INDICATOR,FUEL QUANTITY	1	11		
	□5640180	. . INDICATOR,MAIN FUEL QUANTITY.	1	16		
	□1508439	. . INDICATOR,FUEL PRESSURE	1	11		
	□5640179	. . INDICATOR,AUXILIARY FUEL QUANTITY /OPTIONAL/	1	16		
- 20	35-324002-1	. HOSE ASSY,STATIC PRESSURE /SEE FIG. 64/	2	2		
	□AN826-4D	. TEE	1			
	AN823-4D	. ELBOW	1			

FIG. & INDEX NO.	PART NO.	DESCRIPTION	UNITS PER ASSY	USABLE ON CODE
62 - 21	35-324350	. TUBE ASSY, INSTRUMENT CONNECTION /SEE FIG. 64/	2	17
	35-324350	. TUBE ASSY, INSTRUMENT CONNECTION /SEE FIG. 64/	1	15
- 21A	35-324010-11	. TUBE ASSY, INSTRUMENT CONNECTION /SEE FIG. 64/	1	15
	AN826-4D	. TEE	1	
- 22	35-324349	. TUBE ASSY, ALTIMETER TO RATE OF CLIMB. /SEE FIG. 64/	1	
	AN826-4D	. TEE	1	18
- 23	AN816-4D	. NIPPLE.	1	18
- 24	35-324345	. TUBE ASSY, SUCTION GAGE /SEE FIG. 64/.	1	2
	MS20822-4-4D	. ELBOW	1	2
	AN823-4D	. ELBOW	1	
- 25	AN6270-6-6-7/8	. HOSE ASSY, GYRO HORIZON /SEE FIG. 64/.	1	2
	AN816-6D	. NIPPLE, OPTIONAL/	1	
- 26	AN6270-6-7-5/8	. HOSE ASSY, DIRECTIONAL GYRO /SEE FIG. 64/.	1	2
	AN823-6D	. ELBOW, OPTIONAL/.	1	
	MS20913-2D	. PLUG, /USED ON STANDARD PANELS/.	2	2
- 27	35-324158	. SUPPORT ASSY, /SEE FIG. 58/.	2	2
	A321	. MOUNT, /SEE FIG. 58/. /ATTACHING PARTS/	2	2
- 28	MS20365B832	. NUT	4	
- 29	AN4022-1	. RESTRICTOR.	1	19
	22-627	. RESTRICTOR.	1	20

CODE EFFECTIVITY

CODE EFFECTIVITY

1	D-4866 THRU D-5424	2	D-5425 AND AFTER
3	D-4866 THRU D-5725	4	D-5726 THRU D-6841
5	D-5726 THRU D-6161	6	D-6162 THRU D-6561
7	D-6562 THRU D-6841	8	D-4866 THRU D-6161
9	D-4866 THRU D-6561	10	D-5425 THRU D-6561
11	D-4866 THRU D-5330	12	D-4866 THRU D-5210
13	D-5211 THRU D-5330	14	D-5331 THRU D-6161
15	D-6162 THRU D-6841	16	D-5331 THRU D-5424
17	D-5425 THRU D-6161	18	D-5331 THRU D-6841
19	D-4866 THRU D-6285	2C	D-6286 THRU D-6841

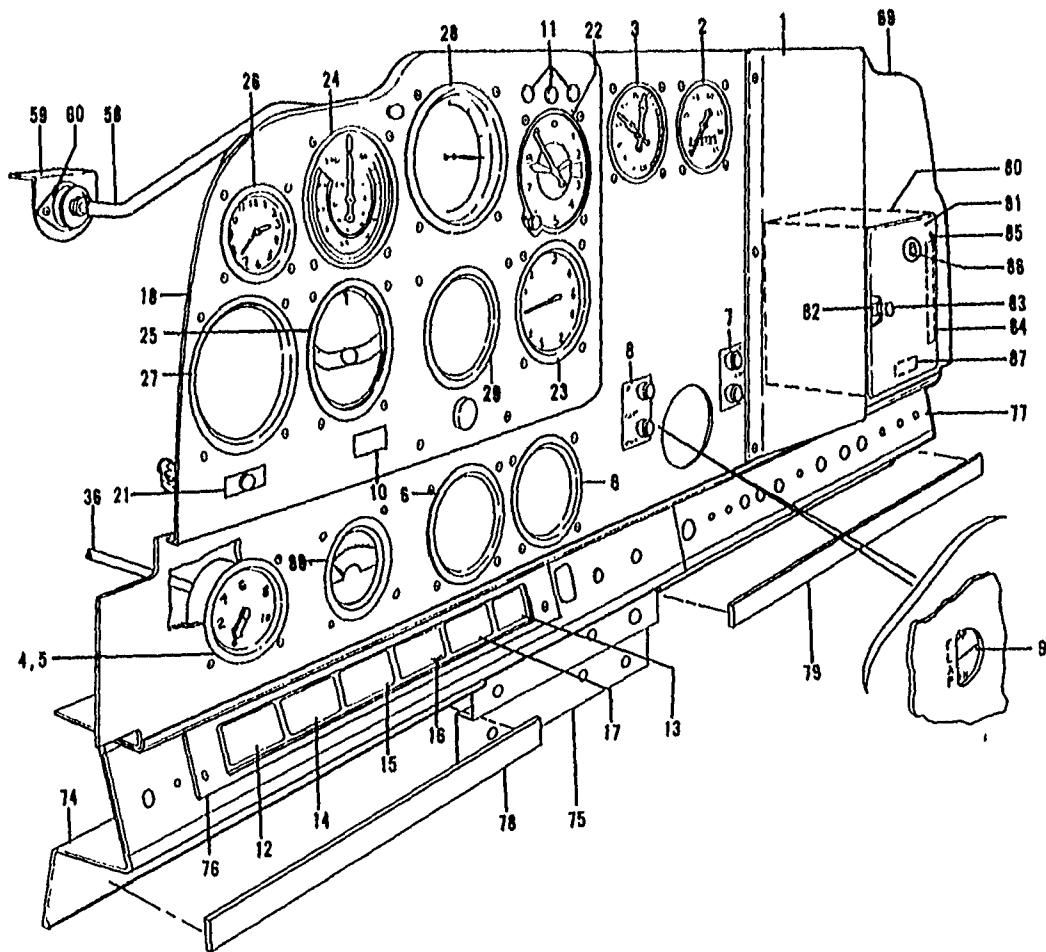


Figure 62A. Instrument Panel And Plumbing (Sheet 1 of 2 Sheets) (D-6842 Thru D-8598)

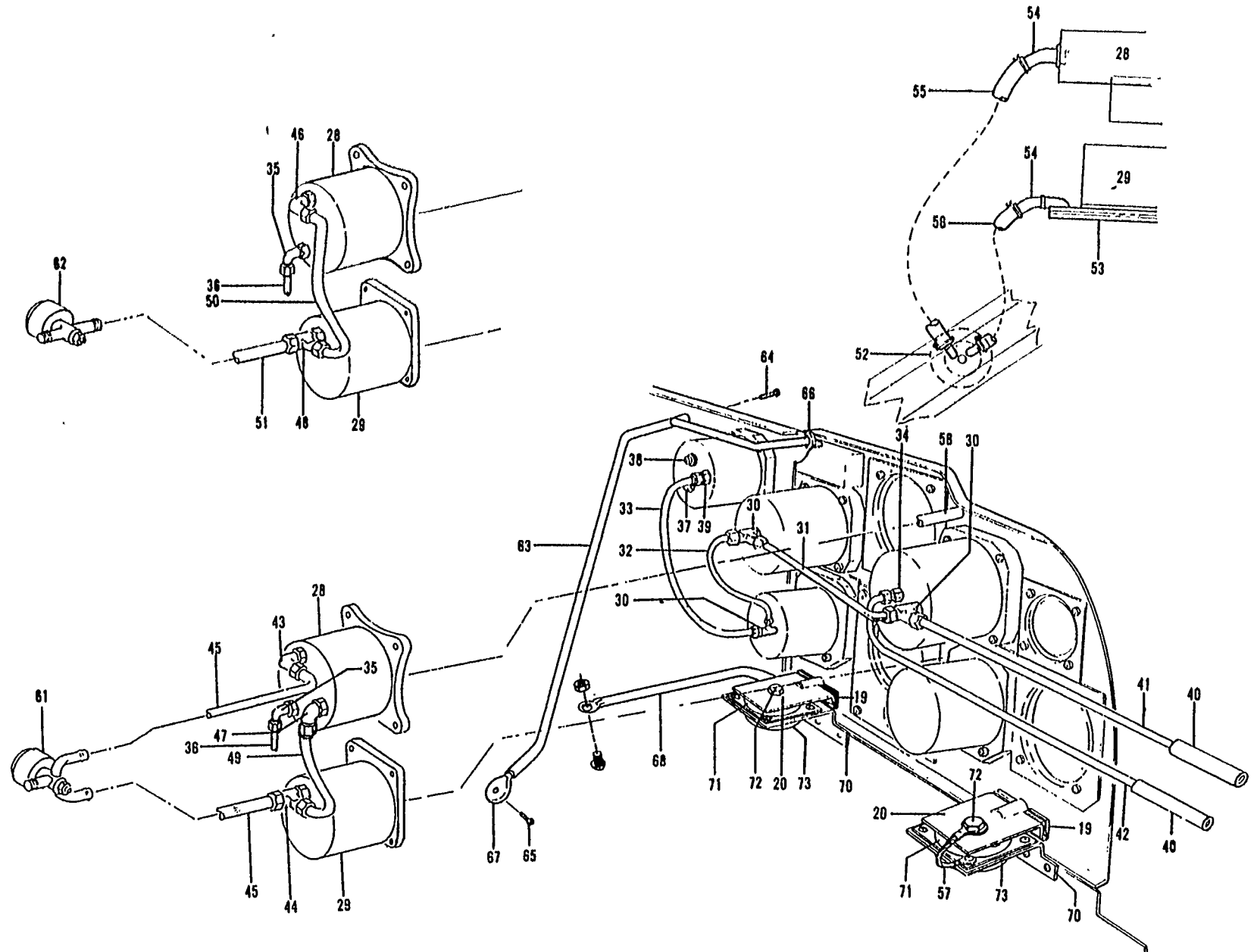


Figure 62A. Instrument Panel And Plumbing (Sheet 2 of 2 Sheets) (D-6842 Thru D-8598)

MODEL 35 PARTS CATALOG

FIG. & INDEX NO.	PART NO.	DESCRIPTION	UNITS PER ASSY	USABLE ON CODE
62A	35-324392-1	INSTRUMENT INSTL /WITH HORIZON GYRO,DIRECTIONAL GYRO & SUCTION GAGE/	NP	1
	35-324392-3	INSTRUMENT INSTL /WITHOUT GYROS,WITH SUCTION GAGE/	NP	1
	35-324392-11	INSTRUMENT INSTL /WITHOUT GYROS & WITHOUT SUCTION GAGE/	NP	1
- 1	□35-344234	. PANEL,RADIO MOUNTING /BLANK/ /SUPERSEDES 35-344234/ /ATTACHING PARTS/	1	1
	NAS387-832P	. SCREW	6	
	□NAS390-6P	. WASHER.	6	
	□35-324365-5	. TACHOMETER & HOUR COUNTER	1	2
- 2	□35-324365-11	. TACHOMETER & HOUR COUNTER	1	3
	□35-380054-1	. INDICATOR,FUEL FLOW & MANIFOLD PRESSURE	1	2
- 3	□35-380054-3	. INDICATOR,FUEL FLOW & MANIFOLD PRESSURE	1	3
- 4	□50-384042-1	. GAGE,SUCTION.	1	1
- 5	□50-324104	. BEZEL	1	1
- 6	□50-324103-1	. BEZEL	2	1
	NAS507B6R	. SCREW,INSTRUMENT & BEZEL ATTACHING.	AR	1
	MS20365B632	. NUT,BEZEL ATTACHING	AR	1
	□35-324397	. PLACARD,LANDING GEAR POSITION LIGHT	1	2
- 7	35-324410	. PLACARD,LANDING GEAR POSITION LIGHT	1	3
	□35-324396	. PLACARD,FLAP POSITION LIGHT	1	2
- 8	35-324409	. PLACARD,FLAP POSITION LIGHT	1	4
- 9	□50-384001-33	. INDICATOR,FLAP POSITION /ATTACHING PARTS/	1	5
	AN507B6R	. SCREW	4	
	□AN936B6B	. WASHER.	4	
	AN363B632	. NUT	4	
- 10	35-344073-16	. PLACARD,RADIO CALL.	1	1
- 11	□SS48152	. BUTTON,PLUG	3	1
	35-324401-1	. CLUSTER ASSY,ENGINE INSTRUMENT.	1	6
	35-324401-11	. CLUSTER ASSY,ENGINE INSTRUMENT.	1	7
	35-324401-13	. CLUSTER ASSY,ENGINE INSTRUMENT. /ATTACHING PARTS/	1	3
	NAS387-6	. SCREW	2	
	□NAS391-6P	. WASHER.	2	
	□5643645	. . FUEL GAGE,LH.	1	6
- 12	□5644346	. . FUEL GAGE,LH.	1	8
	□5643646	. . FUEL GAGE,RH.	1	6
- 13	□5644347	. . FUEL GAGE,RH.	1	8
	□1509413	. . OIL PRESSURE GAGE	1	2
- 14	□5654256	. . OIL PRESSURE GAGE	1	3
	□1514244	. . CYLINDER HEAD TEMPERATURE GAGE.	1	6
	□1514243	. . OIL TEMPERATURE GAGE.	1	6
	□6401327	. . GAGE GROUP,CYLINDER HEAD & OIL TEMPERATURE.	1	7
	□6401406	. . GAGE GROUP,CYLINDER HEAD & OIL TEMPERATURE.	1	3
- 15	□1514244	. . . CYLINDER HEAD TEMPERATURE GAGE.	1	8
	□1514243	. . . OIL TEMPERATURE GAGE.	1	7
- 16	□6401348	. . . OIL TEMPERATURE GAGE.	1	3
- 17	1502093	. . AMPHETER	1	1
	35-324392-5	. PANEL ASSY,FLOATING /FOR 35-324392-1 INSTL/	1	1
	35-324392-7	. PANEL ASSY,FLOATING /FOR 35-324392-3 OR 35-324392-11 INSTL/	1	1
	96-324033	. . PANEL ASSY,FLOATING	1	2
	96-324033-9	. . PANEL ASSY,FLOATING	1	3
	96-324033-5	. . PANEL ASSY,FLOATING /BLANK/	1	1
	□96-324033-1	. . . PANEL	1	2
- 18	96-324033-7	. . . PANEL	1	3
	□96-324033-3	. . . PANEL /BLANK/	1	1
- 19	□414-183761-5	. . . HINGE,HALF.	2	1

FIG. & INDEX NO.	PART NO.	DESCRIPTION	UNITS PER ASSY	USABLE ON CODE
62A- 20	□414-183802-3	. . . BRACKET ASSY.	2	1
	NAS387-1032	. . . SCREW	2	
	□102361-00128	. . . PIN,HINGE	2	
- 21	35-324418	. . . PLACARD,OVERVOLTAGE WARNING	1	3
- 22	50-380094-9	. . . ALTIMETER /SUPERSEDES 50-380037-1/.	1	1
	□35-380044	. . . INDICATOR,VERTICAL SPEED.	1	9
- 23	□50-384073	. . . INDICATOR,VERTICAL SPEED.	1	10
	□35-380036-1	. . . INDICATOR,AIRSPEED /SUPERSEDES 35-380036-5/	1	2
- 24	□35-380036-7	. . . INDICATOR,AIRSPEED.	1	3
	□35-380045	. . . INDICATOR,TURN & BANK	1	11
- 25	1679	. . . TURN COORDINATOR.	1	5
- 26	□50-380013-5	. . . CLOCK	1	1
	□50-324104	. . . BEZEL /USED WHEN CLOCK IS OMITTED/.	1	1
- 27	□50-324103-1	. . . BEZEL	1	1
	□AN5078632R10	. . . SCREW,INSTRUMENT & BEZEL ATTACHING.	AR	1
	□AN5078632R12	. . . SCREW,INSTRUMENT ATTACHING.	AR	1
	□AN5078632R14	. . . SCREW,INSTRUMENT ATTACHING.	AR	1
	□A8944-632-24A	. . . NUT,INSTRUMENT ATTACHING.	AR	1
	MS203658632	. . . NUT,BEZEL ATTACHING	AR	1
- 28	□35-380043-1	. . . GYRO,HORIZON.	1	1
	35-324399	. . . BEZEL /USED WHEN HORIZON GYRO IS OMITTED/	1	1
- 29	□35-380039-1	. . . GYRO,DIRECTIONAL.	1	1
	35-324398	. . . BEZEL /USED WHEN DIR GYRO IS OMITTED/	1	1
	AN507810R10	. . . SCREW,DIRECTIONAL GYRO ATTACHING.	4	1
	□AN50781032R12	. . . SCREW,HORIZON GYRO ATTACHING.	4	1
	MS2036581032	. . . NUT,GYRO ATTACHING.	AR	1
	AN50786R	. . . SCREW,BEZEL ATTACHING	AR	1
	MS203658632	. . . NUT,BEZEL ATTACHING	AR	1
- 30	□271P1/4-1/8	. . . TEE	3	1
- 31	35-324392-15	. . . TUBE /AIRSPEED TO ALTIMETER/.	1	1
- 32	35-324392-17	. . . TUBE /ALTIMETER TO VERTICAL SPEED/.	1	1
- 33	35-324392-19	. . . TUBE /FUEL FLOW & MANIFOLD PRESSURE TO	1	1
		VERTICAL SPEED/		
- 34	□268P1/4-1/8	. . . CONNECTOR,AIRSPEED.	1	1
- 35	□269P1/4-1/8	. . . ELBOW,HORIZON GYRO.	1	1
	□AN912-1D	. . . REDUCER,HORIZON GYRO.	1	1
- 36	35-324392-13	. . . TUBE /HORIZON GYRO TO SUCTION GAGE/	1	1
- 37	□AN816-2D	. . . NIPPLE.	1	1
- 38	22-627	. . . RESTRICTOR,FUEL FLOW & MANIFOLD PRESSURE IND.	1	2
- 39	□268P1/4-1/8	. . . CONNECTOR	1	1
- 40	35-324392-47	. . . TUBE,STATIC & PITOT CONNECTING.	2	1
- 41	35-324392-43	. . . TUBE,AIRSPEED INDICATOR	1	1
- 42	35-324392-42	. . . TUBE,AIRSPEED INDICATOR	1	1
	□AN832-6D	. . . ELBOW,HORIZON GYRO.	1	2
- 43	1K1-4-6	. . . ELBOW,HORIZON GYRO.	1	14
	□AN816-6D	. . . NIPPLE,DIRECTIONAL GYRO	1	2
- 44	1K10-4-6	. . . NIPPLE,DIRECTIONAL GYRO	1	14
	AN6270-6-18	. . . HOSE ASSY,/FIREWALL TEE TO HORIZON GYRO/.	1	2
	AN6270-6-20 1/2	. . . HOSE ASSY /FIREWALL TEE TO DIRECTICNAL GYRO/.	1	2
- 45	35-324392-63	. . . HOSE /SUCTION VALVE TO GYROS/	2	14
	□A10	. . . CLAMP,HOSE.	4	14
	1K9-4-8	. . . ELBOW,HORIZON GYRO.	1	12
- 46	1K9-4-6	. . . ELBOW,HORIZON GYRO.	1	13
- 47	1K1-4-6	. . . ELBOW,HORIZON GYRO.	1	12
	1K1-4-6	. . . ELBOW,DIRECTIONAL GYRO.	1	12
- 48	1K17-2	. . . TEE,DIRECTIONAL GYRO.	1	13
- 49	35-324392-59	. . . HOSE /HORIZON GYRO TO DIRECTIONAL GYRO/	1	12
- 50	35-324392-83	. . . HOSE /HORIZON GYRO TO DIRECTIONAL GYRO/	1	13
	CS10A	. . . CLAMP,HOSE.	2	20
	35-324392-61	. . . HOSE /SUCTION VALVE TO DIRECTIONAL GYRO/.	1	12
	CS12A	. . . CLAMP,HOSE.	2	12
- 51	106200H8-60	. . . TUBE /SUCTION VALVE TO DIRECTIONAL GYRO/.	1	13
	AN737TW26	. . . CLAMP,TUBE.	2	13

FIG. & INDEX NO.	PART NO.	DESCRIPTION	UNITS PER ASSY	USABLE CA CODE
62A- 52	▣Eb603-0003	. CLEANER,AIR	1	16
	NAS1329A3K80	. /ATTACHING PARTS/		
		. RIVNUT.	1	
- 53	23-75-1	. ADAPTER,DIRECTIONAL GYRO.	1	16
- 54	AN844-6D	. ELBOW	2	16
- 55	35-324392-105	. TUBE /AIR CLEANER TC HORIZCN GYRO/.	1	16
- 56	35-324392-107	. TUBE /AIR CLEANER TC DIRECTICNAL GYRO/.	1	16
	▣A8	. CLAMP,TUBE.	4	16
- 57	▣MS25083-1EC6	. JUMPER ASSY,BONDING & CURRENT RETURN.	1	1
- 58	▣35-324392-29	. ROD,INSTRUMENT SUPPORT.	1	1
		. /ATTACHING PARTS/		
	NAS387-1032	. SCREW	1	
	▣AN8013D2	. WASHER.	2	
	▣AN316-4R	. NUT	4	
- 59	▣96-324029-7	. BRACKET,SHOCK MOUNT	1	1
		. /ATTACHING PARTS/		
	AN525-10R	. SCREW	2	
	▣NAS680A3	. NUTPLATE /SUPERSEDES AN366F1032/.	2	
- 60	▣150PDL12	. MOUNT,RUBBER SHOCK.	1	1
		. /ATTACHING PARTS/		
	AN515-8R	. SCREW	2	
	▣MS20365-832	. NUT	2	
	▣AN917-3D	. TEE,FIREWALL.	1	2
- 61	▣133A4	. VALVE,SUCTION RELIEF /MOUNTED ON FIREWALL/.	1	14
- 62	▣133A3	. VALVE,SUCTION RELIEF /MOUNTED ON FIREWALL/.	1	20
	▣3005A1	. FILTER,SUCTION RELIEF VALVE	1	3
	35-324386-1	. STRUCTURE INSTL,INSTRUMENT PANEL.	NP	1
	35-324386-31	. TUBE ASSY,INSTRUMENT PANEL SUPPORT.	1	2
- 63	35-324386-39	. TUBE ASSY,INSTRUMENT PANEL SUPPORT.	1	3
		. /ATTACHING PARTS/		
- 64	NK509-10-12	. SCREW	1	
- 65	AN525-10R	. SCREW	1	
	▣AN366-1032	. NUT	1	
- 66	▣2192	. . BUMPER,FLOATING PANEL	1	3
	NAS387-6R	. . SCREW,BUMPER.	1	3
	▣AN960-6	. . WASHER,BUMPER	1	3
- 67	107463-4	. TURNBUCKLE,LOWER TUBE ASSY.	1	1
- 68	35-324386-35	. TUBE,INSTRUMENT PANEL SUPPORT	1	1
		. /ATTACHING PARTS/		
	AN525-10R	. SCREW	1	
	▣AN960-10	. WASHER.	2	
	▣MS20365-1032	. NUT	2	
	35-324387	. PANEL ASSY,MAIN INSTRUMENT.	1	11
	35-324387-15	. PANEL ASSY,MAIN INSTRUMENT.	1	5
	35-324387-13	. PANEL ASSY,MAIN INSTRUMENT /BLANK/.	1	1
	▣35-324387-1	. . PANEL,MAIN INSTRUMENT	1	11
- 69	35-324387-17	. . PANEL,MAIN INSTRUMENT	1	5
	▣35-324387-11	. . PANEL,MAIN INSTRUMENT /BLANK/.	1	1
- 70	▣35-324387-3	. . SUPPORT,FLOATING PANEL MOUNT.	2	1
		. /ATTACHING PARTS/		
	AN509C10R	. . SCREW	3	
	AN366DF1032	. . NUTPLATE.	3	
	▣MS20365-1032	. . NUT	1	
- 71	▣150PL14	. . MOUNT,SHOCK	2	1
		. /ATTACHING PARTS/		
	AN520-832	. . SCREW	4	
	▣MS20365-832	. . NUT	4	

FIG. & INDEX NO.	PART NO.	1	2	3	4	5	6	7	DESCRIPTION	UNITS PER ASSY	USABLE ON CODE
62A- 72	AN4-11A/M/	BOLT,PANEL ATTACHING.	2	1
- 73	AN8013D2	WASHER,SHOCK MOUNT.	2	1
	MS20365-428	NUT	2	1
	35-324388-1	SUBPANEL ASSY, INSTRUMENT.	1	1
	35-324388-5	EXTRUSION,SUBPANEL.	1	11
- 74	35-324388-21	EXTRUSION,SUBPANEL.	1	5
	35-324388-9	BRACKET,ENGINE CONTROLS	1	2
	35-324388-13	BRACKET,ENGINE CONTROLS	1	17
- 75	35-324388-25	BRACKET,ENGINE CONTRGLS	1	18
- 76	35-324388-19	WINDOW,INSTRUMENT CLUSTER	1	1
	35-324395	PLACARD,UPPER CONTROL PANEL	1	19
	35-324406	PLACARD,UPPER CONTROL PANEL	1	15
- 77	35-324421-9	PLATE,UPPER CONTROL PANEL /MATCHED SET/	1	3
	NAS384-6	SCREW	6	
	NAS391-6P	WASHER	6	
	35-324394	PLACARD,LGHER LH SUBPANEL CIRCUIT BREAKER	1	2
- 78	35-324420	PLATE,LOWER LH SUBPANEL CIRCUIT BREAKER	1	3
	35-324393	PLACARD,LOWER RH SUBPANEL CIRCUIT BREAKER	1	2
	35-324419	PLATE,LOWER RH SUBPANEL CIRCUIT BREAKER	1	4
- 79	35-324439	PLATE,LOWER RH SUBPANEL CIRCUIT BREAKER	1	5
	35-534410	COMPARTMENT INSTL,GLOVE	NP	1
- 80	35-534410-7	BOX ASSY,GLOVE	1	1
	NAS384-6-6P	SCREW	8	
	NAS391B6P	WASHER	8	
- 81	35-534410-601	DCOR ASSY,GLOVE BOX	1	1
	35-534410-3	DOOR	1	1
	35-534410-13	HINGE,DOOR	1	1
	5 CLIP	CLIP,STRIKER	1	1
- 82	5 ROLLER	ROLLER,CATCH	1	1
	AN530-6R4	SCREW,ROLLER ATTACHING	2	1
- 83	35-380055	NOB,GLOVE BOX DOOR	1	1
	NAS391B16P	WASHER,DOOR NOB	1	1
	AN530-8R8	SCREW,DOOR NOB ATTACHING	1	1
- 84	35-534410-5	HINGE,GLOVE BOX HALF	1	1
	AN530-6R6	SCREW,HINGE ATTACHING	3	1
- 85	105774C-ZEG0328	PIN,DOOR HINGE	1	1
- 86	130030-1	MEDALLION	1	1
- 87	35-324408	DECAL,FLIGHT PRODECURE	1	1
	35-329006	INDICATOR INSTL,ALCOR MIXTURE CONTROL	NP	5
- 88	135 METER	INDICATOR,EXHAUST GAS TEMPERATURE	1	5
	MODEL 1068	PROBE,EXHAUST GAS TEMPERATURE	1	5

CODE EFFECTIVITY

CODE EFFECTIVITY

1	D-6842 THRU D-8598	2	D-6842 THRU D-7309
3	D-7310 THRU D-8598	4	D-7310 THRU D-7976
5	D-7977 THRU D-8598	6	D-6842 THRU D-7079
7	D-7080 THRU D-7309	8	D-7080 THRU D-8598
9	D-6842 THRU D-7937	10	D-7938 THRU D-8598
11	D-6842 THRU D-7976	12	D-7310 THRU D-7628
13	D-7750 THRU D-8598	14	D-7629 THRU D-7749
15	D-7197 THRU D-7309	16	D-8173 THRU D-8598
17	D-7310 THRU D-8020	18	D-8021 THRU D-8598
19	D-6842 THRU D-7196	20	D-7310 THRU D-7628, D-7750 THRU D-8598

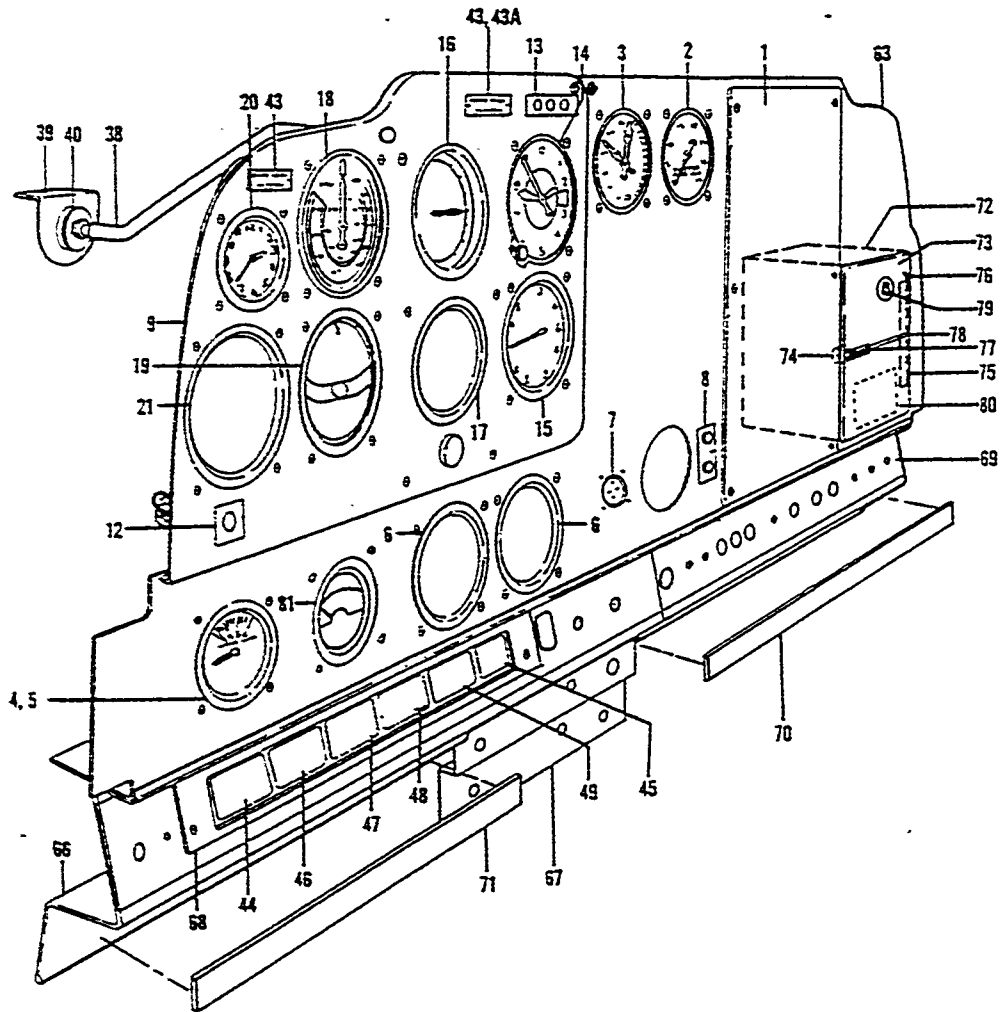
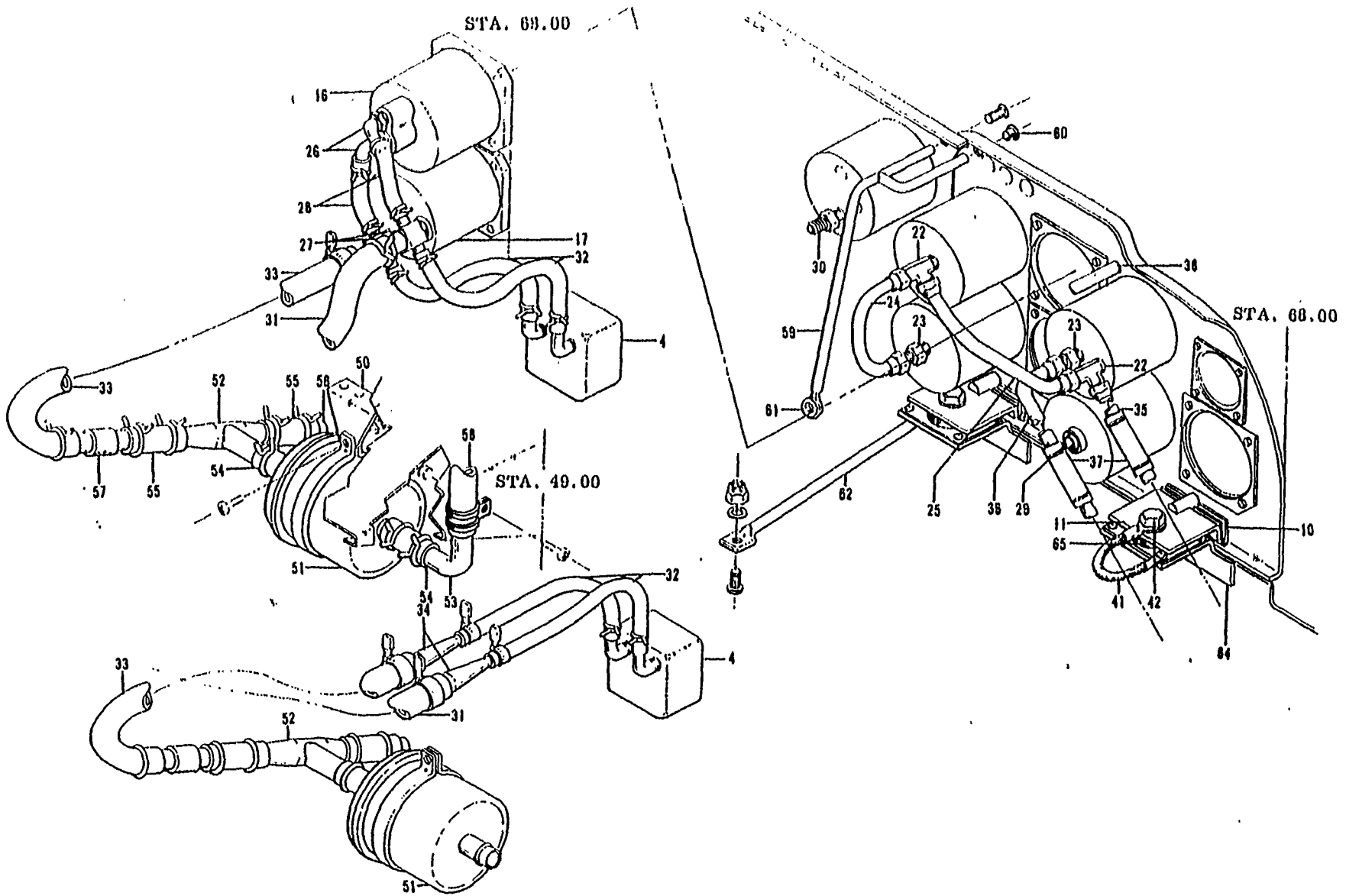


Figure 63. Instrument Panel And Plumbing (Sheet 1 of 2 Sheets) (D-8599 and After)



MODEL 35 PARTS CATALOG

Figure 63. Instrument Panel And Plumbing (Sheet 2 of 2 Sheets) (D-8599 And After)

FIG. & INDEX NO.	PART NO.	DESCRIPTION	UNITS PER ASSY	USABLE ON CODE
63 -	35-324441-1	INSTRUMENT INSTL /WITH GYROS & PRESSURE GAGE/	NP	1
	35-324441-3	INSTRUMENT INSTL /WITHOUT GYROS, WITH PRESSURE GAGE/	NP	1
	35-324441-5	INSTRUMENT INSTL /WITHOUT GYROS, WITHOUT PRESSURE GAGE/	NP	1
- 1	35-344234	PANEL, RADIO MOUNTING /BLANK/ /SUPERSEDES 35-344234 BLANK/ /ATTACHING PARTS/	1	1
	NAS387-832P	SCREW	6	
	NAS390-6P	WASHER	6	
- 2	35-324365-11	TACHOMETER	1	1
- 3	35-380054-3	INDICATOR, FUEL FLOW & MANIFOLD PRESSURE	1	1
- 4	115-384018	GAGE, PRESSURE	1	1
- 5	50-324104	BEZEL /USED WHEN PRESSURE GAGE IS OMITTED/	1	1
- 6	50-324103-1	BEZEL	2	1
	AN507B632R	SCREW, INSTRUMENT & BEZEL ATTACHING	AR	1
	AN365B632A	NUT, BEZEL ATTACHING	AR	1
- 7	50-384001-33	INDICATOR, FLAP POSITION /ATTACHING PARTS/	1	1
	AN507B632R	SCREW	4	
	AN936B68	WASHER	4	
	AN363B632	NUT	4	
- 8	35-324410	PLACARD, LANDING GEAR POSITION	1	1
	35-324441-25	PANEL ASSY, FLOATING /FOR 35-324441-1 INSTL/	1	1
	35-324441-27	PANEL ASSY, FLOATING /FOR 35-324441-3 OR -5. INSTL/	1	1
	35-324442-5	PANEL ASSY, FLOATING	1	1
- 9	35-324442-7	PANEL	1	1
- 10	414-183761-5	HINGE, HALF	2	1
	NAS387-1032	SCREW	2	
	102361-00128	PIN, HINGE	1	
- 12	35-324447-1	DECAL, ALTERNATOR OUT.	1	1
- 13	95-324063	PLACARD, MARKER BEACON LIGHTS	1	2
- 14	50-380094-9	ALTIMETER	1	1
- 15	50-384073	INDICATOR, VERTICAL SPEED	1	1
- 16	96-380039	GYRO, HORIZON	1	1
- 17	18-380021-3	GYRO, DIRECTIONAL	1	1
	50-324103-1	BEZEL /USED WHEN GYROS ARE OMITTED/	2	1
- 18	35-380036-7	INDICATOR, AIRSPEED	1	3
	35-380036-13	INDICATOR, AIRSPEED	1	4
- 19	1679	TURN COORDINATOR	1	6
- 20	50-380013-5	CLOCK	1	1
- 21	50-324103-1	BEZEL	1	1
	AN507B632R	SCREW, INSTRUMENT & BEZEL ATTACHING	AR	1
	AN365B632A	NUT, BEZEL ATTACHING	AR	1
- 22	271P1/4-1/8	TEE, ALTIMETER & AIRSPEED	2	1
- 23	268P1/4-1/8	CONNECTOR, AIRSPEED & VERTICAL SPEED	2	1
- 24	35-324441-49	TUBE /VERTICAL SPEED TO ALTIMETER/	1	1
- 25	35-324441-47	TUBE /ALTIMETER TO AIRSPEED/	1	1
- 26	1K9-4-6	ELBOW, HORIZON GYRO	2	1
- 27	1K17-1	FITTING, DIRECTIONAL GYRO	2	1
- 28	114693-4	TUBING /HORIZON GYRO TO DIRECTIONAL GYRO/ /SPECIFY LENGTH/	2	1
	106200H6-AB	HOSE /ALTERNATE FOR 114693-4-/	2	1
		CLAMP, TUBING	4	1
- 29	MS3106AB10SL3S	PLUG, TURN COORDINATOR /SUPERSEDES MS3106A10SL3S/	1	1
- 30	AN816-2D	NIPPLE, FUEL FLOW & MANIFOLD PRESSURE	1	1
- 31	14693-6	TUBE, GYRO VENT /SPECIFY LENGTH/	1	1
	A10	CLAMP, VENT TUBE	1	1
	AN931-12-17	GROMMET, VENT TUBE /SUPERSEDES MS35489-20/	1	1
- 32	114693-2	TUBE /DIRECTIONAL GYRO TO PRESSURE GAGE/ /SPECIFY LENGTH/	2	1

FIG. & INDEX NO.	PART NO.	DESCRIPTION	UNITS PER ASSY	USABLE ON CODE
		1 2 3 4 5 6 7		
63 -	A6	. CLAMP,TUBING.	4	1
- 33	106200H8-23	. HOSE /GYRO TO FILTER/	1	1
	WHD26	. CLAMP,HOSE /SUPERSEDES AN737TW26/	2	
- 34	35-324441-53	. ADAPTER /USED WHEN GYROS ARE OMITTED/	2	1
	AN737TW22	. CLAMP /USED ON HOSE TO PRESSURE GAGE/	1	1
- 35	35-324441-43	. TUBE,AIRSPEED	1	1
- 36	35-324441-45	. TUBE	1	1
- 37	35-324441-41	. TUBE /AIRSPEED TO PITOT SYSTEM/	2	1
- 38	95-324009-1	. ROD,SHOCK MOUNT TIE	1	1
		/ATTACHING PARTS/		
	NAS387-1032	. SCREW,PANEL	1	
	AN8013D2	. WASHER,SHOCK MOUNT	2	
	AN316-4K	. NUT	4	
- 39	95-324009-3	. BRACKET,SHOCK MOUNT	1	1
		/ATTACHING PARTS/		
	MS27039-1-05	. SCREW	2	
- 40	150PDL12	. MOUNT,SHOCK	1	1
		/ATTACHING PARTS/		
	AN515-8	. SCREW	2	
	AN960-8	. WASHER	2	
	MS20365-832	. NUT	2	
- 41	MS25083-18C6	. JUMPER ASSY,BONDING	1	1
- 42	AN4-11A/M/	. BOLT,PANEL ATTACHING	2	1
	AN8013D2	. WASHER,SHOCK MOUNT	2	1
	MS20365-428	. NUT	2	1
- 43	35-344073-16	. PLACARD,RADIO CALL	1	1
	AN530-2R	. SCREW,PLACARD ATTACHING	2	1
- 43A	36-920012-1	. DECAL,FUEL TANK SELECTION INSTRUCTION	1	5
	35-324401-13	. CLUSTER ASSY,ENGINE INSTRUMENT	1	1
		/ATTACHING PARTS/		
	NAS387-632	. SCREW	2	
	NAS391-6P	. WASHER	2	
		/ATTACHING PARTS/		
	D165-100-2	. . . FILTER,BULB	3	1
	1891	. . . BULB,LIGHT	3	1
- 44	5644346	. . . FUEL GAGE,LH.	1	1
- 45	5644347	. . . FUEL GAGE,RH.	1	1
- 46	5654256	. . . OIL PRESSURE GAGE	1	1
	6401406	. . . GAGE GROUP,CYLINDER HEAD & OIL TEMPERATURE	1	1
- 47	1514244	. . . CYLINDER HEAD TEMPERATURE GAGE	1	1
- 48	6401348	. . . OIL TEMPERATURE GAGE	1	1
- 49	1502093	. . . AMMETER	1	1
	35-324443-1	. . . FILTER INSTL,AIR PRESSURE SYSTEM	NP	1
- 50	35-324443-2	. . . CLIP,FILTER MOUNTING	1	1
		/ATTACHING PARTS/		
	AN515-8R6	. . . SCREW	2	
	MS20364-832	. . . NUT	3	
- 51	202563	. . . FILTER /SUPERSEDES E8D03-0012/.	1	1
		/ATTACHING PARTS/		
	AN735D52	. . . CLAMP	1	
	AN520-10R6	. . . SCREW	1	
	MS20364-1032	. . . NUT	1	
- 52	35-324443-6	. . . TEE ASSY	1	1
- 53	35-324443-3	. . . ELBOW	1	1
- 54	106200H10-7	. . . HOSE	2	1
- 55	106200H8-7	. . . HOSE	2	1
	A4	. . . CLAMP,HOSE	AR	1
- 56	35-324443-7	. . . PLUG /WHEN AUTOPILOT IS USED DELETE 1 EA.	1	1
		106200H8-7 HOSE,A4 CLAMP & -7 PLUG/		

FIG. & INDEX NO.	PART NO.	1	2	3	4	5	6	7	DESCRIPTION	UNITS PER ASSY	USABLE ON CODE
63 - 57	1K39-8-8	ORIFICE	1	1
- 58	106200H10-18	HOSE /FILTER TO REGULATOR/. /ATTACHING PARTS/	1	1
	AN742D15	CLAMP,HOSE.	1	
	AN520-10R6	SCREW	1	
	MS20364-1032	NUT	1	
- 59	35-324386-1	STRUCTURE INSTL, INSTRUMENT PANEL.	NP	1
	35-324386-49	TUBE ASSY, INSTRUMENT PANEL SUPPORT.	1	6
	35-324386-57	TUBE ASSY, INSTRUMENT PANEL SUPPORT. /ATTACHING PARTS/	1	7
	M39CR1032R8	SCREW, PANEL /SUPERSEDES NK509-10-12/.	1	
	AN525-10R	SCREW, TURNBUCKLE.	1	
	AN366-10R	NUT	1	
- 60	2192	BUMPER, FLOATING PANEL	1	1
	NAS387-6R	SCREW, BUMPER.	1	1
	AN960-6	WASHER, BUMPER	1	1
- 61	107463-4	TURNBUCKLE.	1	1
- 62	35-324386-35	TUBE, SUPPORT.	1	1
	AN525-10R	SCREW, TUBE SUPPORT.	1	1
	AN960-10	WASHER.	1	1
	MS20365-1032	NUT	1	1
	35-324387-19	PANEL ASSY, MAIN INSTRUMENT.	1	1
- 63	35-324387-21	PANEL, MAIN INSTRUMENT	1	1
	35-324387-13	PANEL, MAIN INSTRUMENT /BLANK/.	1	1
- 64	35-324387-3	SUPPORT, SHOCK MOUNT /ATTACHING PARTS/	2	1
	AN509C10R	SCREW	3	
- 65	150PL14	MOUNT, SHOCK /ATTACHING PARTS/	2	1
	AN520-832	SCREW	4	
	MS20365-832	NUT	4	
- 66	35-324388-1	SUBPANEL ASSY, INSTRUMENT.	1	1
- 67	35-324388-21	EXTRUSION, SUBPANEL.	1	1
- 68	35-324388-25	BRACKET, ENGINE CONTROLS	1	1
- 69	35-324388-19	WINDOW, INSTRUMENT CLUSTER	1	1
- 69	35-324421-9	PLATE, UPPER CONTROL PANEL /MATCHED SET/. /ATTACHING PARTS/	1	1
	NAS384-6	SCREW	6	
	NAS391-6P	WASHER.	6	
- 70	35-324446	PLATE, LOWER RH SUBPANEL CIRCUIT BREAKER	1	8
	35-324446-3	PLATE, LOWER RH SUBPANEL CIRCUIT BREAKER	1	9
- 71	35-324445	PLATE, LOWER LH SUBPANEL CIRCUIT BREAKER	1	1
	36-530034	COMPARTMENT INSTL, GLOVE	NP	1
- 72	35-534410-7	BOX ASSY, GLOVE. /ATTACHING PARTS/	1	1
	AN530-6R6	SCREW	8	
	A1181-2-1	NUT /SUPERSEDES NAS446-2-1/.	8	
- 73	36-530034-601	DOOR ASSY, GLOVE BOX	1	1
	36-530034-7	DOOR.	1	1
	35-534410-13	HINGE, DOOR.	1	1
	5 CLIP	CLIP, STRIKER.	1	1
- 74	5 ROLLER	ROLLER, CATCH.	1	1
	AN530-6R6	SCREW, ROLLER ATTACHING.	2	1
- 75	35-534410-5	HINGE, GLOVE BOX HALF.	1	1
	AN530-6R6	SCREW, HINGE ATTACHING	3	1
- 76	105774C-ZE00328	PIN, DOOR HINGE.	1	1

FIG. & INDEX NO.	PART NO.	DESCRIPTION							UNITS PER ASSY	USABLE ON CODE
		1	2	3	4	5	6	7		
63 - 77	36-530034-5	.	.	HANDLE, DOOR	1	1
		.	.	/ATTACHING PARTS/		
	AN515-6R4	.	.	SCREW	2	
	AN93686	.	.	WASHER	1	
	MS35333-37	.	.	WASHER /BETWEEN SCREW HEAD & STRIKER/	1	
	MS35335-30	.	.	WASHER /BETWEEN STRIKER & DOOR/	1	
- 78	36-530034-9	.	.	TRIM ASSY, DOOR	1	1
		.	.	/ATTACHING PARTS/		
	AN340-3	.	.	NUT	2	
	AN936A3	.	.	WASHER	2	
- 79	130030-1	.	.	MEDALLION	1	1
- 80	35-324408	.	.	DECAL, FLIGHT PROCEDURE	1	1
	35-329006	.	.	INDICATOR INSTL, ALCOR MIXTURE CONTROL	NP	1
- 81	135 METER	.	.	INDICATOR, EXHAUST GAS TEMPERATURE	1	1
	MODEL 106B	.	.	PROBE, EXHAUST GAS TEMPERATURE	1	1

CODE EFFECTIVITY

- 1 D-8599 AND AFTER
- 3 D-8599 THRU D-8871
- 5 D-8828 AND AFTER
- 7 D-8938 AND AFTER
- 9 D-8848 AND AFTER

CODE EFFECTIVITY

- 2 D-8539 THRU D-8834
- 4 D-8872 AND AFTER
- 6 D-8539 THRU D-8937
- 8 D-8539 THRU D-8847

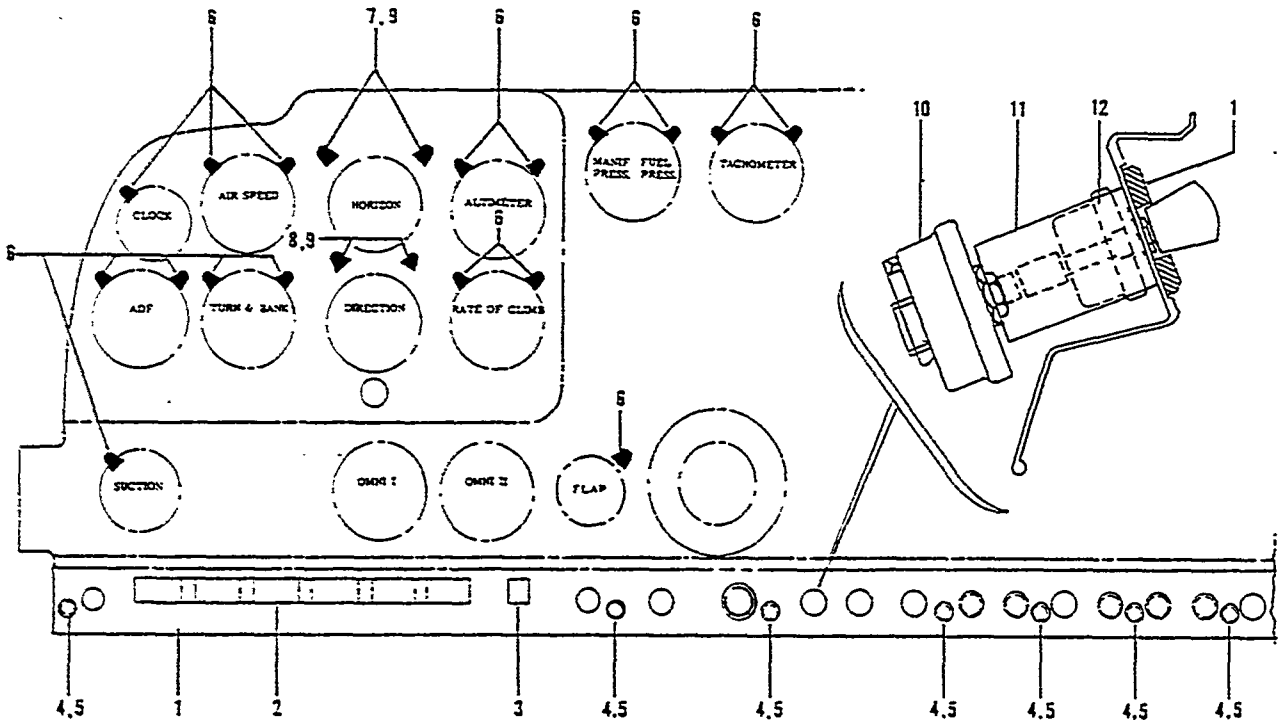


Figure 63A. Instrument Lights (D-6842 And After)

FIG. & INDEX NO.	PART NO.	DESCRIPTION	UNITS PER ASSY	USABLE ON CODE
63A	35-324405-1	EDGE LITE SUBPANEL & INSTRUMENT LIGHT INSTL.	NP	1
	35-324405-7	EDGE LITE SUBPANEL & INSTRUMENT LIGHT INSTL.	NP	2
	35-324404-1	PLACARD ASSY, UPPER CONTROL PANEL EDGE LITE	1	3
- 1	35-324404-5	PLACARD	1	3
- 2	35-324404-11	WINDOW, INSTRUMENT CLUSTER	1	3
- 3	35-324404-9	WINDOW, ELEVATOR TAB	1	3
	MS25010-4A	LIGHT, EDGE LITE PANEL /LESS BULB/.	8	1
- 4	A7165-4	LIGHT, EDGE LITE PANEL /LESS BULB/.	8	2
- 5	330	BULB, LIGHT.	8	3
	35-324390	LIGHT INSTL, INSTRUMENT.	NP	4
	35-324390-1	LIGHT INSTL, INSTRUMENT.	NP	5
	35-324390-3	LIGHT INSTL, INSTRUMENT.	NP	2
	A48970-2-330	LIGHT, POST.	16	4
	A48970-2-330	LIGHT, POST.	17	5
- 6	A897032-330	LIGHT, POST.	17	2
- 7	A8975-2-330	LIGHT, HORIZON GYRO POST	2	1
- 8	A48970-1-330	LIGHT, DIRECTIONAL GYRO POST	2	1
- 9	A897081-330	LIGHT, HORIZON & DIRECTIONAL GYRO POST	4	2
	330	BULB, POST LIGHT	AR	3
- 10	XR4561	RHEOSTAT, RADIO & POST LIGHTS/	1	3
- 11	35-364155	BRACKET, RHEOSTAT /SEE FIG. 66A/	1	3
- 12	R2510RS30	RHEOSTAT /SEE FIG. 66A/	1	3

CODE EFFECTIVITY

- 1 D-6842 THRU D-8517
- 3 D-6842 AND AFTER
- 5 D-7977 THRU D-8598

CODE EFFECTIVITY

- 2 D-8518 AND AFTER
- 4 D-6842 THRU D-7976

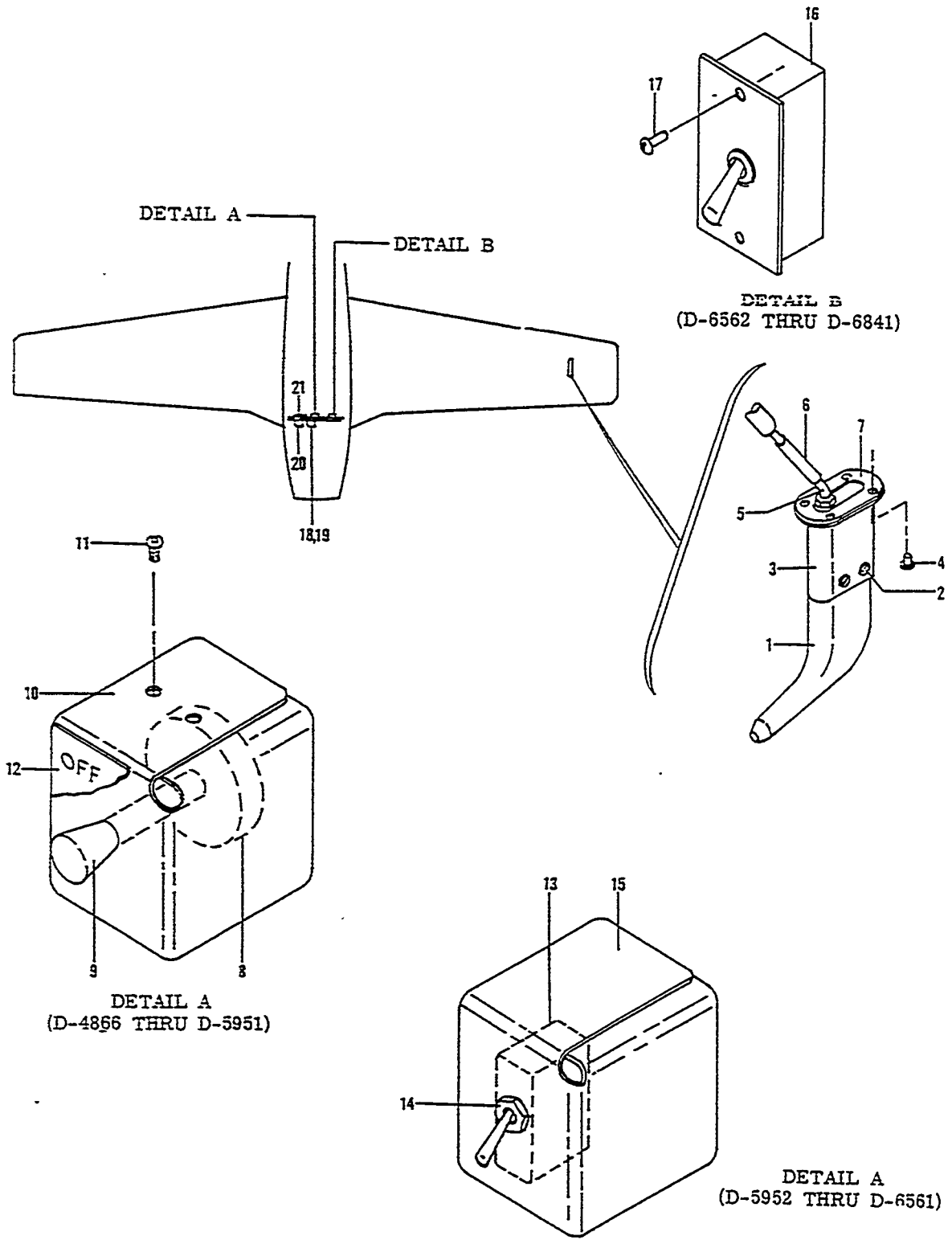


Figure 63B. Heated Pitot Tube

FIG. & INDEX NO.	PART NO.	DESCRIPTION	UNITS PER ASSY	USABLE ON CODE
63B-	35-361100	HEAD INSTL,HEATED PITOT	NP	1
	35-361159	HEAD INSTL,HEATED PITOT	NP	2
- 1	▣50-384040-1	. TUBE ASSY,HEATED PITOT /ATTACHING PARTS/	1	3
- 2	AN507-640R4	. SCREW	4	
- 3	▣35-361108-8	. MAST ASSY,HEATED PITOT /ATTACHING PARTS/	1	3
- 4	▣AN509-8R8	. SCREW	4	
- 5	▣35-361109	. TUBE ASSY,HEATED PITOT	1	3
- 6	106043ZA023	. TUBE,PROTECTIVE	1	1
- 7	▣35-361151	. DOUBLER ASSY,HEATED PITOT MAST MOUNTING	1	1
- 8	35-364028	. SWITCH,HEATED PITOT	1	4
- 9	35-324087-4	. KNOB,HEATED PITOT SWITCH	1	4
- 10	35-364086	. BRACKET,PITOT HEAT SWITCH /ATTACHING PARTS/	1	4
- 11	AN515-632-7	. SCREW	2	
	▣AN960-6	. WASHER	2	
	AN365-632	. NUT	2	
- 12	▣35-324186-8	. PLACARD,PITOT HEAT SWITCH	1	4
- 13	8906K700	. SWITCH,HEATED PITOT	1	5
- 14	▣6050CC	. NUT,SWITCH RING	1	5
- 15	35-364086-2	. BRACKET,PITOT HEAT SWITCH	1	5
	35-361100-8	. PLACARD,PITOT HEAT SWITCH	1	6
	35-361100-10	. PLACARD,PITOT HEAT SWITCH	1	7
- 16	▣AN3022-2	. SWITCH,HEATED PITOT /ATTACHING PARTS/	1	8
- 17	▣AN515-6R8	. SCREW	2	
- 18	CB3110A	. CIRCUIT BREAKER,HEATED PITOT	1	9
- 19	▣6050CC	. NUT,SWITCH RING	1	9
- 20	▣CM10	. CIRCUIT BREAKER,HEATED PITOT POWER	1	3
	▣35-324192-10	. PLACARD,PITOT HEAT CIRCUIT BREAKER	1	10
- 21	▣35-324192-12	. PLACARD,PITOT HEAT CIRCUIT BREAKER	1	11

NOTE SEE FIG. 64,64A,64B,64C FOR REMAINDER OF PITOT PLUMBING.

CODE	EFFECTIVITY	CODE	EFFECTIVITY
1	D-4866 THRU D-6841	2	D-6842 AND AFTER
3	D-4866 AND AFTER	4	D-4866 THRU D-5951
5	D-5952 THRU D-6561	6	D-5952 THRU D-6161
7	D-6162 THRU D-6561	8	D-6562 THRU D-6841
9	D-6842 AND AFTER	10	D-4866 THRU D-6161
11	D-6162 AND AFTER		

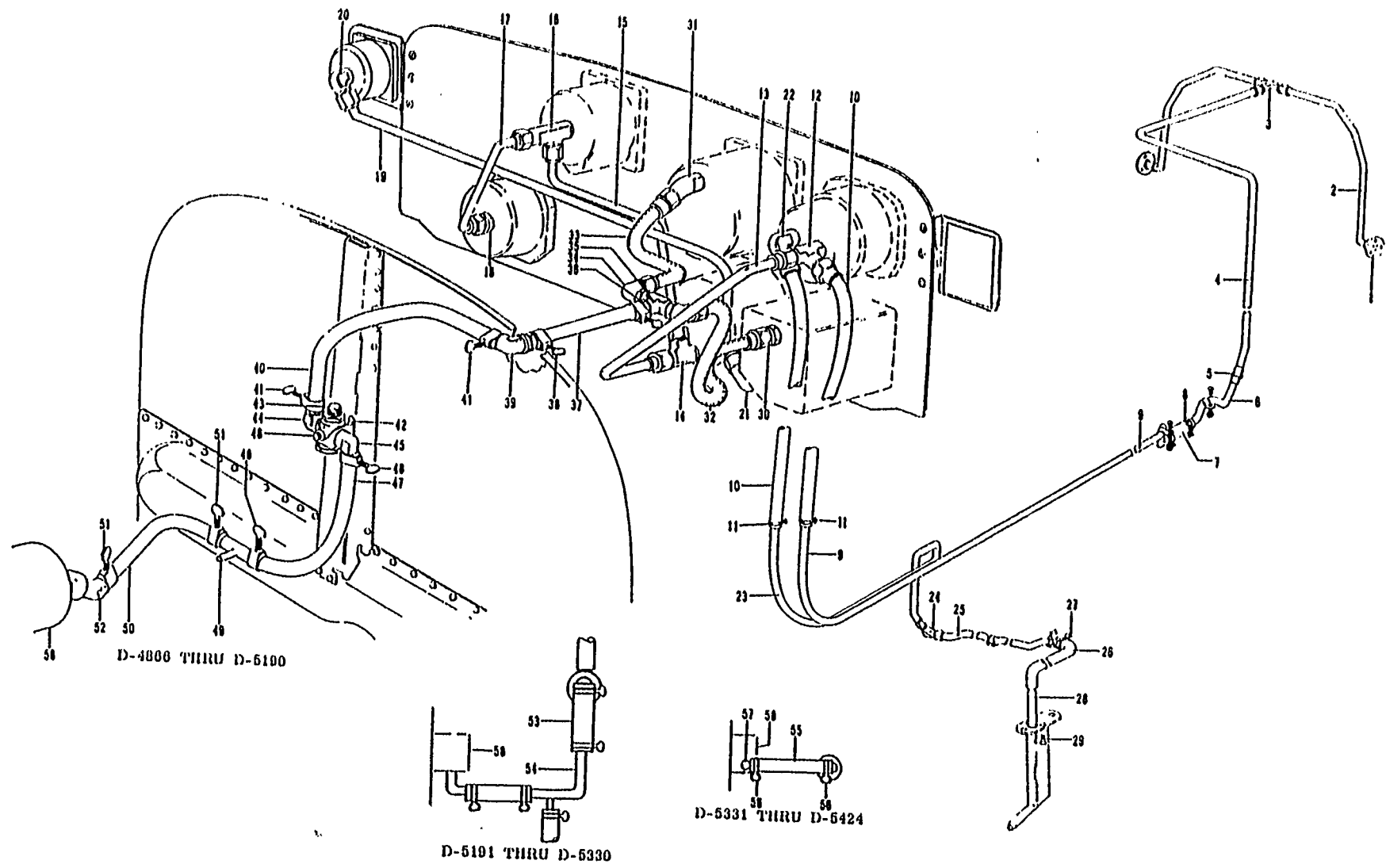


Figure 64. Pitot, Static Pressure, Instrument And Vacuum Plumbing (D-4806 Thru D-5424)
(Sheet 1 of 3 She

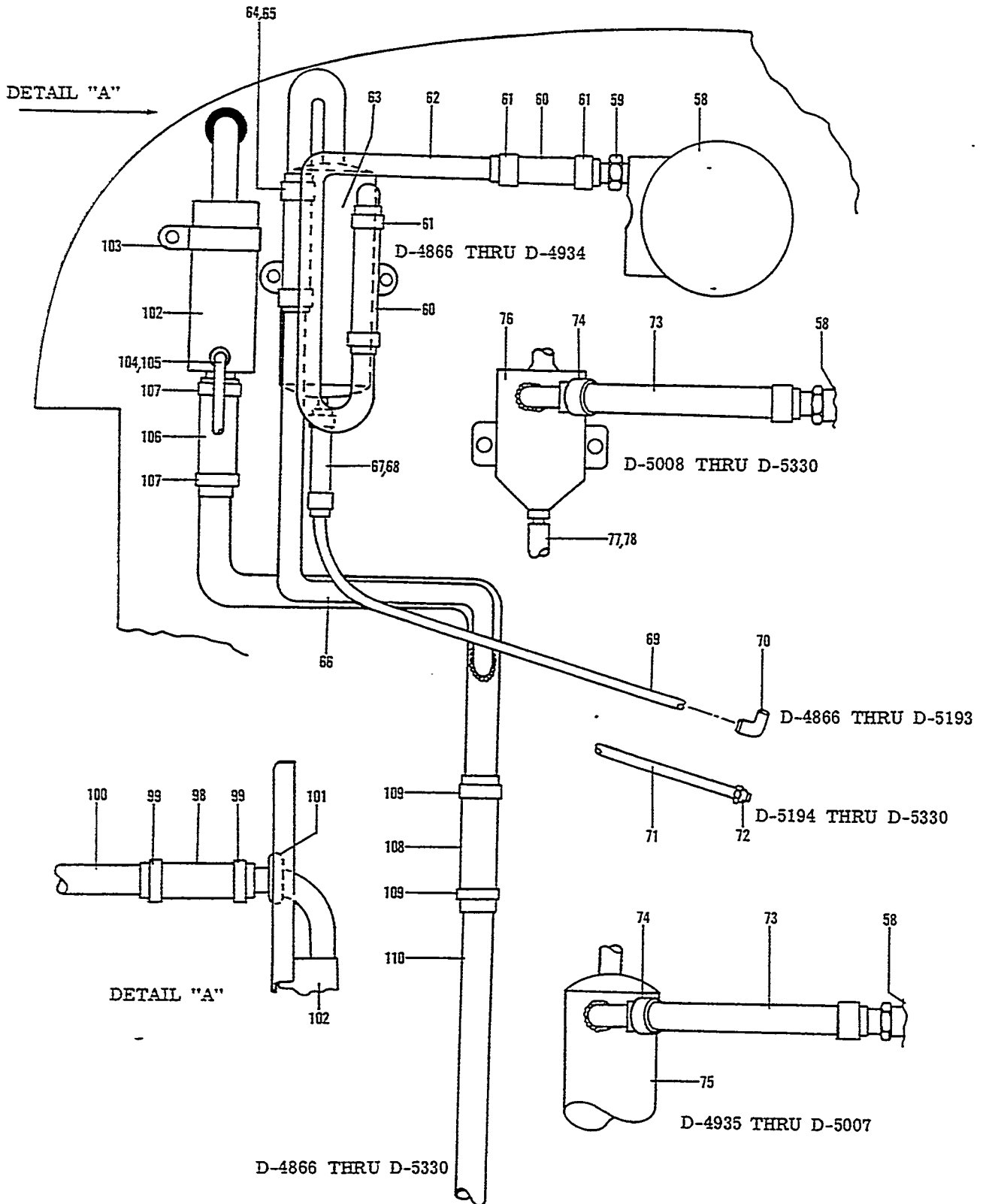


Figure 64. Pitot, Static Pressure, Instrument And Vacuum Plumbing (D-4866 Thru D-5424)
(Sheet 2 of 3 Sheets)

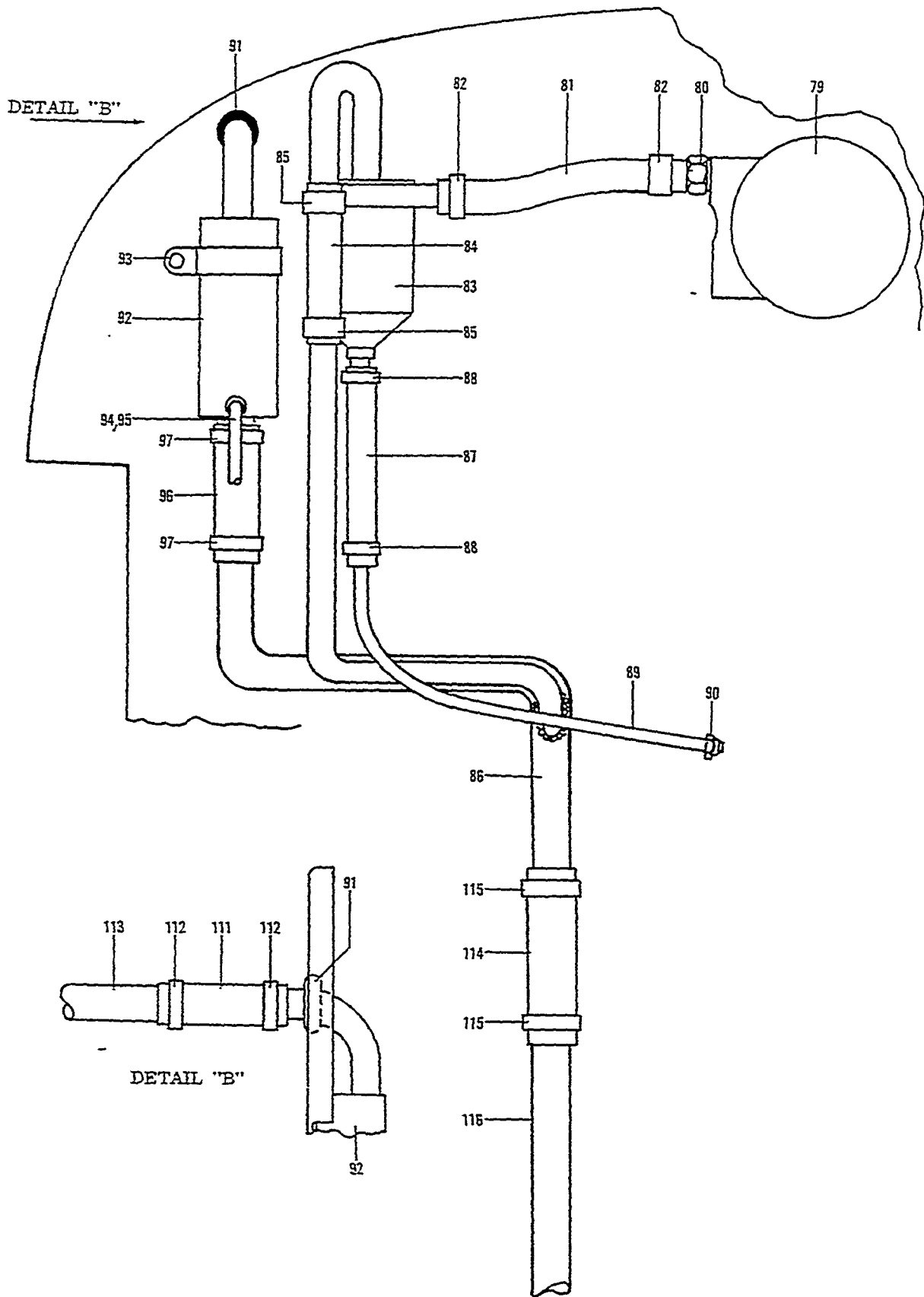


Figure 64. Pitot, Static Pressure, Instrument and Vacuum Plumbing (D-4866 Thru D-5424) (Sheet 3 of 3 Sheets)

FIG. & INDEX NO.	PART NO.	DESCRIPTION	UNITS PER ASSY	USABLE ON CODE
		1 2 3 4 5 6 7		
64 -	35-324323	LINES INSTL,PITOT AND INSTRUMENT.	NP	1
	35-324280	LINES INSTL,GYRO PANEL INSTRUMENT /WITH HORIZON GYRO/	NP	1
- 1	□35-400212	. FITTING,STATIC PRESSURE	2	1
- 2	35-324092	. TUBE ASSY,STATIC PRESSURE LH.	1	1
	35-324091	. TUBE ASSY,STATIC PRESSURE RH.	1	1
- 3	□AN824-4D	. TEE,STATIC PRESSURE	1	1
- 4	35-324093	. TUBE ASSY,STATIC PRESSURE	1	1
- 5	□AN815-4D	. UNION,STATIC PRESSURE	1	1
- 6	35-324098	. TUBE ASSY,STATIC PRESSURE	1	1
- 7	35-324323-7	. HOSE,STATIC PRESSURE.	1	1
- 8	□AN737RM22	. CLAMP,HOSE.	2	1
- 9	35-324100	. TUBE ASSY,STATIC PRESSURE	1	1
- 10	□35-324323-1	. HOSE ASSY,STATIC AND PITOT PRESSURE	2	1
- 11	□AN737RM22	. CLAMP,HOSE.	2	1
- 12	□AN826-4D	. TEE,AIRSPD INDICATOR STATIC PRESSURE.	1	1
- 13	35-324350	. TUBE ASSY,STATIC PRESSURE	1	1
- 14	□AN826-4D	. TEE,ALTIMETER STATIC PRESSURE	1	1
- 15	□35-324349	. TUBE ASSY,ALTIMETER TO RATE OF CLIMB.	1	1
	□AN822-4D	. ELBOW,RATE OF CLIMB INDICATOR	1	2
- 16	□AN826-4D	. TEE,RATE OF CLIMB INDICATOR	1	3
- 17	35-324323-19	. TUBE ASSY,RATE OF CLIMB TO FUEL PRESSURE.	1	3
- 18	□AN816-4D	. NIPPLE,FUEL PRESSURE INDICATOR.	1	3
	35-324170	. TUBE ASSY,SUCTION GAGE.	1	2
- 19	35-324345	. TUBE ASSY,SUCTION GAGE.	1	3
- 20	□AN822-4D	. ELBOW,SUCTION GAGE.	1	1
- 21	□AN822-4-4D	. ELBOW,DIRECTIONAL GYRO.	1	1
- 22	□AN823-4D	. ELBOW,AIRSPD INDICATOR PITOT PRESSURE	1	1
- 23	35-324323-9	. TUBE ASSY,PITOT PRESSURE.	1	1
- 24	□AN821-4D	. ELBOW,PITOT PRESSURE.	1	1
- 25	35-324323-11	. TUBE ASSY,PITOT PRESSURE.	1	1
- 26	35-324323-17	. HOSE,PITOT PRESSURE	1	1
- 27	□AN737RM22	. CLAMP,HOSE.	2	1
	35-361100	. HEAD INSTL,HEATED PITOT /SEE FIG. 638/.	NP	1
- 28	□35-321117-12	. MAST,PITOT. /ATTACHING PARTS/	1	1
- 29	□AN515-8R8	. SCREW	4	
- 30	□AN816-6	. NIPPLE,DIRECTIONAL GYRO	1	1
- 31	□AN823-6	. ELBOW,HORIZON GYRO.	1	1
- 32	AN6270-6-6-7/8	. HOSE ASSY,DIRECTIONAL GYRO VACUUM	1	1
- 33	□AN6270-6-6-7-5/8	. HOSE ASSY,HORIZON GYRO VACUUM	1	1
- 34	□AN822-6D	. ELBOW	2	1
	□AN912-2D	. BUSHING	2	1
- 35	□AN917-3D	. TEE	1	1
- 36	□AN840-8D	. ADAPTER,VACUUM HOSE	1	1
- 37	35-324280-12	. HOSE,VACUUM PUMP.	1	1
- 38	AN737-30	. CLAMP,HOSE.	2	1
- 39	AN848-8D	. ELBOW,BULKHEAD.	1	1
	□AN960-1216L	. WASHER.	1	1
	AN936A1216	. WASHER.	1	1
	□AN924-8D	. NUT	1	1
	□35-324280-14	. HOSE,SUCTION.	1	2
- 40	35-324280-38	. HOSE,SUCTION.	1	3
	AN737-30	. CLAMP,HOSE.	2	2
- 41	□AN737RM26	. CLAMP,HOSE.	2	3
- 42	35-415406	. BRACKET ASSY,SUCTION RELIEF VALVE /ATTACHING PARTS/	2	1
	AN520-6R8	. SCREW	2	
	□AN960-6	. WASHER.	2	
	AN365-632	. NUT	2	
- 43	□9520	. VALVE,SUCTION RELIEF.	1	1
	□AN842-8D	. ELBOW,SUCTION RELIEF VALVE.	2	2
- 44	□AN842-8D	. ELBOW,SUCTION RELIEF VALVE.	1	3
- 45	□AN844-8D	. ELBOW,SUCTION RELIEF VALVE.	1	3
- 46	□AN913-1D	. PLUG,SUCTION RELIEF VALVE	1	1

FIG. & INDEX NO.	PART NO.	DESCRIPTION	1 2 3 4 5 6 7							UNITS PER ASSY	USABLE ON CODE
			1	2	3	4	5	6	7		
64 - 47	35-324280-32	HOSE,VACUUM PUMP.	1	4
- 48	AN737RM26	CLAMP HOSE.	2	1
- 49	35-939178-1	DRAIN ASSY,OIL SEPARATOR.	1	4
- 50	35-324280-30	HOSE,VACUUM PUMP.	1	2
- 51	AN737RM26	CLAMP,HOSE.	2	1
- 52	AN842-8	ELBOW,VACUUM PUMP	1	2
- 53	35-324280-34	HOSE;VACUUM PUMP.	1	5
- 54	35-939178-7	DRAIN ASSY,OIL SEPARATOR.	1	5
- 55	106200FR8-44	HOSE;VACUUM PUMP.	1	3
- 56	AN737RM34	CLAMP,HOSE.	2	3
- 57	35-324372-1	ELBOW ASSY,VACUUM PUMP.	1	3
- 58	35-910003	ENGINE INSTL,0-470G	NP	2
- 58	G455PM	PUMP,VACUUM	1	2
- 59	AN840-8	NIPPLE,VACUUM PUMP.	1	2
- 60	106200FR8-12	HOSE,VACUUM PUMP.	2	6
- 61	AN737RM34	CLAMP,HOSE.	4	6
- 62	35-910003-55	TUBE,VACUUM PUMP.	1	6
- 63	B9195	SEPARATOR,OIL /BUY G4000B/ /ATTACHING PARTS/	NP	6
	AN520-10-8	SCREW	2	
	AN960-10	WASHER.	2	
	AN365-1032	NUT	2	
- 64	106200FR8-20	HOSE,OIL SEPARATOR AIR.	1	1
- 65	AN737RM34	CLAMP,HOSE.	1	1
- 66	35-910003-71	TUBE ASSY,OIL SEPARATOR AIR	1	1
- 67	106200FR4-10	HOSE,OIL SEPARATOR OIL RETURN	1	9
- 68	AN737RM22	CLAMP,HOSE.	2	9
- 69	35-910003-49	TUBE,OIL SEPARATOR OIL RETURN	1	10
- 70	AN822-4B	ELBOW,OIL SEPARATOR OIL RETURN.	1	10
- 71	35-910003-125	TUBE,OIL SEPARATOR OIL RETURN	1	11
- 72	AN816-4B	NIPPLE,OIL SEPARATOR OIL RETURN	1	11
- 73	106200FR8-25	HOSE,VACUUM PUMP.	1	12
- 74	AN737RM34	CLAMP,HOSE.	2	12
- 75	35-910003-77	SEPARATOR ASSY,OIL /BUY G4000B/	NP	7
- 76	G4000B	SEPARATOR,OIL	1	8
- 77	106200FR4-16	HOSE,OIL SEPARATOR OIL RETURN	1	8
- 78	AN737RM22	CLAMP,HOSE.	2	8
	35-324379	VACUUM SYSTEM INSTL	NP	3
	35-910004-19	VACUUM ASSY	1	3
- 79	G455PM	PUMP,VACUUM	1	3
- 80	AN840-8	NIPPLE,VACUUM PUMP.	1	3
- 81	106200FR8-25	HOSE,VACUUM PUMP.	1	3
- 82	AN737RM34	CLAMP,HOSE.	2	3
- 83	G4000B	SEPARATOR,OIL	1	3
- 84	106200FR8-20	HOSE,OIL SEPARATOR AIR.	1	3
- 85	AN737RM34	CLAMP,HOSE.	2	3
- 86	35-910003-71	TUBE ASSY,OIL SEPARATOR AIR	1	3
- 87	106200FR4-16	HOSE,OIL SEPARATOR OIL RETURN	1	3
- 88	AN737RM22	CLAMP,HOSE.	2	3
- 89	35-910003-125	TUBE ASSY,OIL SEPARATOR OIL RETURN.	1	3
- 90	AN816-4B	NIPPLE,OIL SEPARATOR OIL RETURN	1	3
- 91	AN931-12-17	GROMMET,ENGINE BREATHER OIL SEPARATOR	1	3
- 92	35-939180-1	SEPARATOR ASSY,ENGINE BREATHER OIL.	1	3
- 93	MS21919DG26	CLAMP,ENGINE BREATHER OIL SEPARATOR	1	3
	AN520-10-10	SCREW	1	
	AN960-10	WASHER.	1	
	AN960-10L	WASHER.	1	
	AN365-1032	NUT	1	
- 94	106200FR4-50	HOSE,BREATHER OIL SEPARATOR OIL RETURN.	1	3
- 95	AN737RM22	CLAMP,HOSE.	2	3
- 96	106200FR12-12	HOSE,BREATHER OIL SEPARATOR AIR	1	3
- 97	AN737RM44	CLAMP,HOSE.	2	3

FIG. & INDEX NO.	PART NO.	1 2 3 4 5 6 7	DESCRIPTION	UNITS PER ASSY	USABLE ON CODE
64 -	35-910003		ENGINE INSTL,0-470G	NP	2
- 98	106200FR12-11		. HOSE,ENGINE OIL BREATHER.	2	2
- 99	AN737RM44		. CLAMP,HOSE.	4	2
-100	35-910003-11		. TUBE,ENGINE OIL BREATHER.	1	2
-101	AN931-12-17		. GROMMET,ENGINE BREATHER OIL SEPARATOR	1	2
-102	35-939180-1		. SEPARATOR ASSY,ENGINE BREATHER OIL.	1	2
-103	MS21919DG26		. CLAMP,ENGINE BREATHER OIL SEPARATOR	1	2
			/ATTACHING PARTS/		
	AN520-10-10		. SCREW	1	
	AN960-10		. WASHER.	1	
	AN960-10L		. WASHER.	1	
	AN365-1032		. NUT	1	
-104	106200FR4-50		. HOSE,BREATHER OIL SEPARATOR OIL RETURN.	1	2
-105	AN737RM22		. CLAMP,HOSE.	2	2
-106	106200FR12-12		. HOSE,BREATHER OIL SEPARATOR AIR	1	2
-107	AN737RM44		. CLAMP,HOSE.	2	2
-108	106200FR12-14		. HOSE,BREATHER	1	2
-109	AN737RM44		. CLAMP,HOSE.	2	2
-110	35-910003-15		. TUBE,ENGINE OIL BREATHER.	1	2
	35-910004		ENGINE INSTL,10-470C.	NP	3
-111	106200FR12-11		. HOSE,ENGINE OIL BREATHER.	2	3
-112	AN737RM44		. CLAMP,HOSE.	4	3
-113	35-910004-3		. TUBE,ENGINE OIL BREATHER.	1	3
-114	106200FR12-14		. HOSE,BREATHER	1	3
-115	AN737RM44		. CLAMP,HOSE.	2	3
-116	35-910003-15		. TUBE,ENGINE OIL BREATHER.	1	3

CODE EFFECTIVITY

- 1 D-4866 THRU D-5424
- 3 D-5331 THRU D-5424
- 5 D-5191 THRU D-5330
- 7 D-4935 THRU D-5007
- 9 D-4866 THRU D-5007
- 11 D-5194 THRU D-5330

CODE EFFECTIVITY

- 2 D-4866 THRU D-5330
- 4 D-4866 THRU D-5190
- 6 D-4866 THRU D-4934
- 8 D-5008 THRU D-5330
- 10 D-4866 THRU D-5193
- 12 D-4935 THRU D-5330

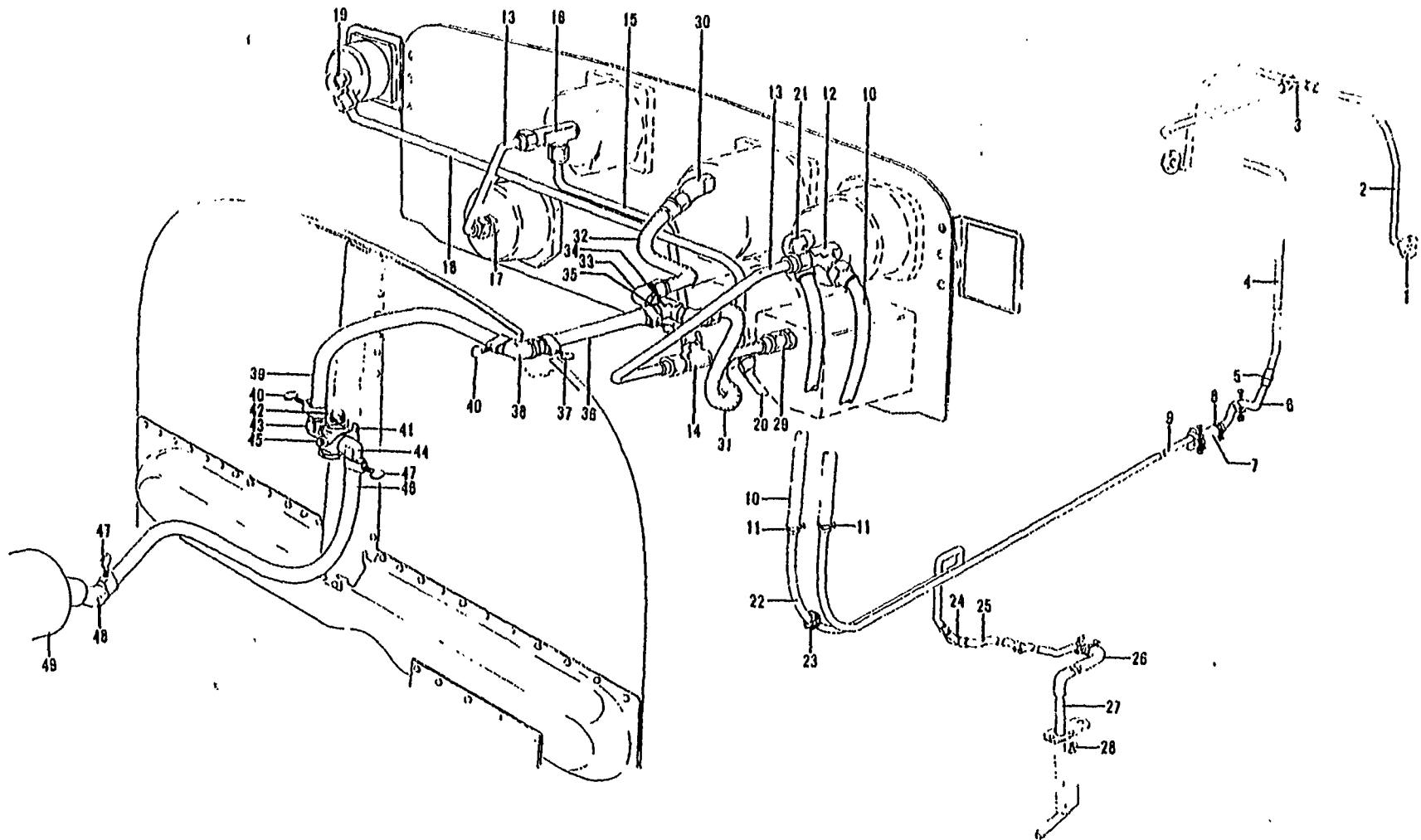


Figure 64A. Pitot, Static Pressure, Instrument and Vacuum Plumbing (D-5425 Thru D-5725) (Sheet 1 of 2 Sheets)

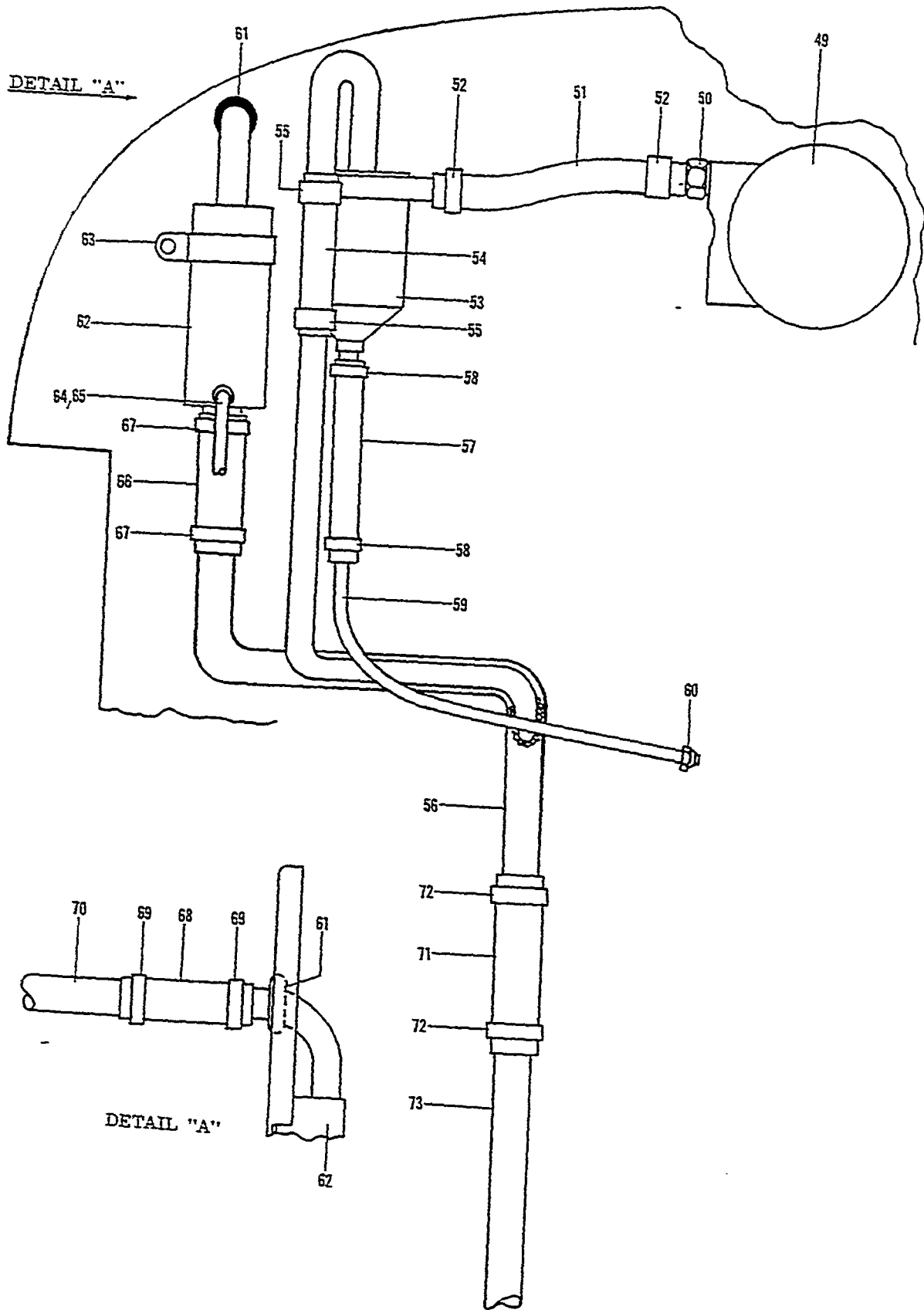


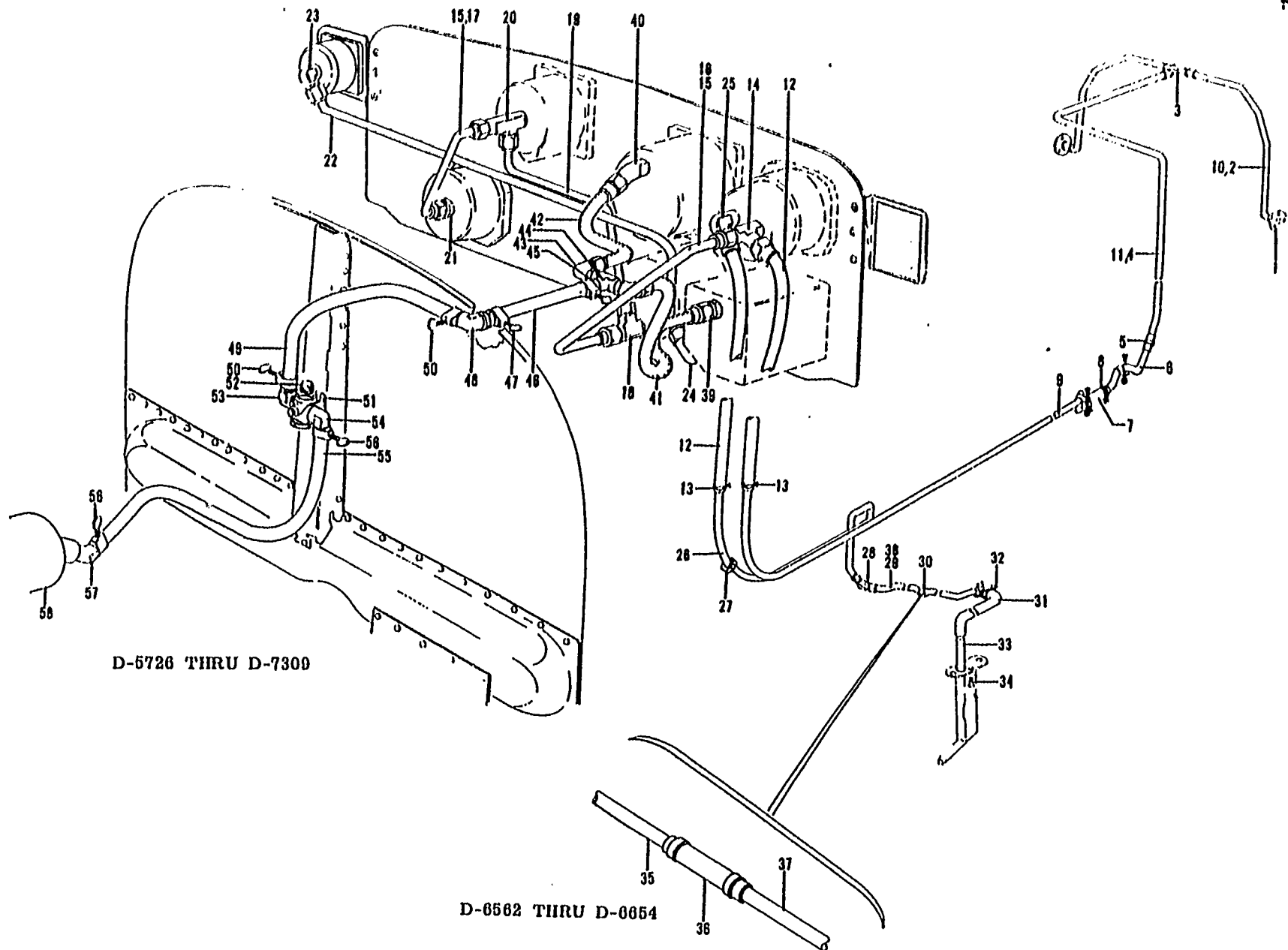
Figure 64A. Pitot, Static Pressure, Instrument and Vacuum Plumbing (D-5425 Thru D-5725)
(Sheet 2 of 2 Sheets)

FIG. & INDEX NO.	PART NO.	DESCRIPTION	UNITS PER ASSY	USABLE ON CODE
64A-	35-324002	LINES INSTL,PITOT AND INSTRUMENT.	NP	1
	35-324378-3	PANEL ASSY,INSTRUMENT /WITH GYRDS & AUTOPILOT/.	1	1
- 1	□35-400212	. FITTING,STATIC PRESSURE	2	1
- 2	35-324092	. TUBE ASSY,STATIC PRESSURE LH.	1	1
	35-324091	. TUBE ASSY,STATIC PRESSURE RH.	1	1
- 3	□AN824-4D	. TEE,STATIC PRESSURE	1	1
- 4	35-324093	. TUBE ASSY,STATIC PRESSURE	1	1
- 5	□AN815-4D	. UNION,STATIC PRESSURE	1	1
- 6	35-324098	. TUBE ASSY,STATIC PRESSURE	1	1
- 7	35-324002-7	. HOSE,STATIC PRESSURE.	1	1
- 8	□AN737RM22	. CLAMP,HOSE.	2	1
- 9	35-324100	. TUBE ASSY,STATIC PRESSURE	1	1
- 10	35-324002-1	. HOSE ASSY,STATIC AND PITOT PRESSURE	2	1
- 11	□AN737RM22	. CLAMP,HOSE.	2	1
- 12	□AN826-4D	. TEE,AIRSPED INDICATOR STATIC PRESSURE.	1	1
- 13	35-324350	. TUBE ASSY,INSTRUMENT.	2	1
- 14	□AN826-4D	. TEE,ALTIMETER STATIC PRESSURE	1	1
- 15	□35-324349	. TUBE ASSY,ALTIMETER TO RATE OF CLIMB.	1	1
- 16	□AN826-4D	. TEE,RATE OF CLIMB INDICATOR	1	1
- 17	□AN816-4D	. NIPPLE,FUEL PRESSURE INDICATOR.	1	1
- 18	35-324345	. TUBE ASSY,SUCTION GAGE.	1	1
- 19	□AN823-4D	. ELBOW,SUCTION GAGE.	1	1
- 20	MS20822-4-4D	. ELBOW,DIRECTIONAL GYRO.	1	1
- 21	□AN823-4D	. ELBOW,AIRSPED INDICATOR PITOT PRESSURE	1	1
- 22	35-324002-9	. TUBE ASSY,PITOT PRESSURE.	1	1
- 23	□MS35489-6	. GROMMET,PITOT PRESSURE TUBE	1	1
		. /SUPERSEDES AN931-4-7/		
- 24	□AN821-4D	. ELBOW,PITOT PRESSURE.	1	1
- 25	35-324002-11	. TUBE ASSY,PITOT PRESSURE.	1	1
- 26	35-324002-17	. HOSE,PITOT PRESSURE	1	1
	35-361100	. HEAD INSTL,HEATED PITOT /SEE FIG. 638/.	NP	1
- 27	□35-321117-12	. MAST,PITOT.	1	1
		. /ATTACHING PARTS/		
- 28	□AN515-8R8	. SCREW	4	
- 29	□AN816-6D	. NIPPLE,DIRECTIONAL GYRO	1	1
- 30	□AN823-6D	. ELBOW,HORIZON GYRO.	1	1
- 31	AN6270-6-6-7/8	. HOSE ASSY,DIRECTIONAL GYRO VACUUM	1	1
- 32	□AN6270-6-7-5/8	. HOSE ASSY,HORIZON GYRO VACUUM	1	1
	35-324002-19	PLUMBING ASSY,VACUUM.	1	1
- 33	□AN822-6D	. ELBOW	2	1
	□AN912-2D	. BUSHING	2	1
- 34	□AN917-3D	. TEE	1	1
- 35	□AN840-8D	. ADAPTER,VACUUM HOSE	1	1
- 36	35-324280-12	. HOSE,VACUUM PUMP.	1	1
- 37	AN737-30	. CLAMP,HOSE.	2	1
- 38	AN848-8D	. ELBOW,BULKHEAD.	1	1
	□AN960-1216L	. WASHER.	1	1
	AN936A1216	. WASHER.	1	1
	□AN924-8D	. NUT	1	1
- 39	35-324280-38	. HOSE,SUCTION.	1	1
- 40	□AN737RM26	. CLAMP,HOSE.	2	1
- 41	35-415406	. BRACKET ASSY,SUCTION RELIEF VALVE	2	1
		. /ATTACHING PARTS/		
	AN520-6R8	. SCREW	2	
	□AN960-6	. WASHER.	2	
	□MS20365-632	. NUT	2	
- 42	□9520	. VALVE,SUCTION RELIEF.	1	1
		. /SUPERSEDES 3V195-1/		
- 43	□AN842-8D	. ELBOW,SUCTION RELIEF VALVE.	1	1
- 44	AN844-8D	. ELBOW,SUCTION RELIEF VALVE.	1	1
- 45	□AN913-1D	. PLUG,SUCTION RELIEF VALVE	1	1
- 46	106200FR8-44	. HOSE,VACUUM PUMP.	1	1
- 47	□AN737RM34	. CLAMP,HOSE.	2	1
- 48	□35-324372-1	. ELBOW ASSY,VACUUM PUMP.	1	1

FIG. & INDEX NO.	PART NO.	DESCRIPTION	UNITS PER ASSY	USABLE ON CODE
		1 2 3 4 5 6 7		
64A-	35-324379	VACUUM SYSTEM INSTL	NP	1
	35-910004-19	. VACUUM ASSY	1	1
- 49	QG455PM	. . PUMP,VACUUM	1	1
- 50	DAN840-8	. . NIPPLE,VACUUM PJMP.	1	1
- 51	106200FR8-25	. . HOSE,VACUUM PUMP.	1	1
- 52	DAN737RM34	. . CLAMP,HOSE.	2	1
- 53	QG4000B	. . SEPARATOR,OIL	1	1
- 54	106200FR8-20	. . HOSE,OIL SEPARATOR AIR.	1	1
- 55	DAN737RM34	. . CLAMP,HOSE.	2	1
- 56	Q35-910003-71	. . TUBE ASSY,OIL SEPARATOR AIR	1	1
- 57	106200FR4-16	. . HOSE,OIL SEPARATOR OIL RETURN	1	1
- 58	DAN737RM22	. . CLAMP,HOSE.	2	1
- 59	Q35-910003-125	. . TUBE ASSY,OIL SEPARATOR OIL RETURN.	1	1
- 60	DAN816-48	. . NIPPLE,OIL SEPARATOR OIL RETURN	1	1
- 61	DAN931-12-17	. . GROMMET,ENGINE BREATHER OIL SEPARATOR	1	1
- 62	Q35-939180-1	. . SEPARATOR ASSY,ENGINE BREATHER OIL.	1	1
- 63	MS21919DG26	. . CLAMP,ENGINE BREATHER OIL SEPARATOR	1	1
		. /ATTACHING PARTS/		
	AN520-10-10	. . SCREW	1	
	DAN960-10	. . WASHER.	1	
	DAN960-10L	. . WASHER.	1	
	DAN365-1032	. . NUT	1	
- 64	106200FR4-50	. . HOSE,BREATHER OIL SEPARATOR OIL RETURN.	1	1
- 65	DAN737RM22	. . CLAMP,HOSE.	2	1
- 66	Q106200FR12-12	. . HOSE,BREATHER OIL SEPARATOR AIR	1	1
- 67	DAN737RM44	. . CLAMP,HOSE.	2	1
	35-910004	ENGINE INSTL,10-470C.	NP	1
- 68	106200FR12-11	. . HOSE,ENGINE OIL BREATHER.	2	1
- 69	DAN737RM44	. . CLAMP,HOSE.	4	1
- 70	Q35-910004-3	. . TUBE,ENGINE OIL BREATHER.	1	1
- 71	106200FR12-14	. . HOSE,BREATHER	1	1
- 72	DAN737RM44	. . CLAMP,HOSE.	2	1
- 73	Q35-910003-15	. . TUBE,ENGINE OIL BREATHER.	1	1

CODE EFFECTIVITY

1 D-5425 THRU D-5725

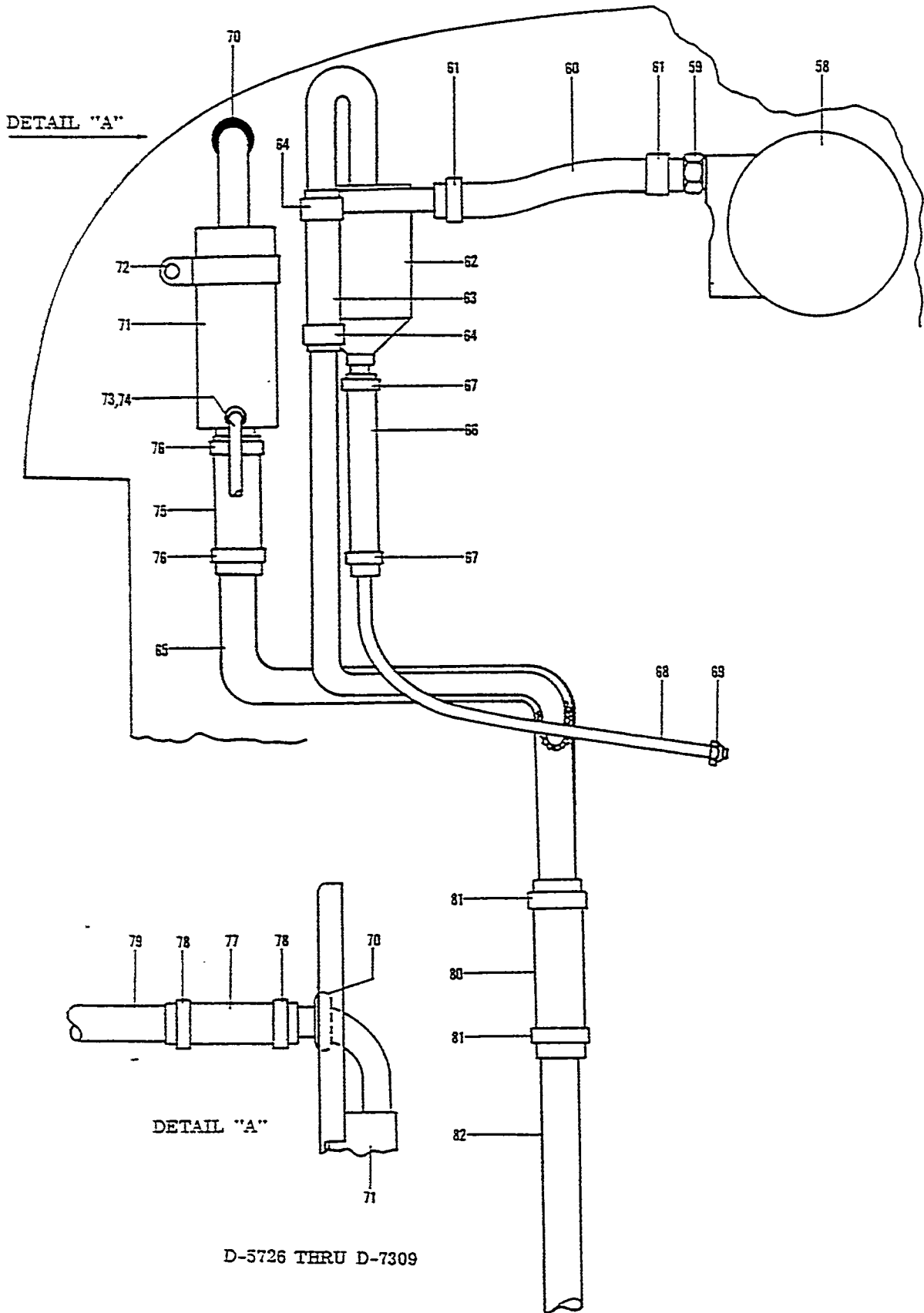


D-5726 THRU D-7300

D-6562 THRU D-0654

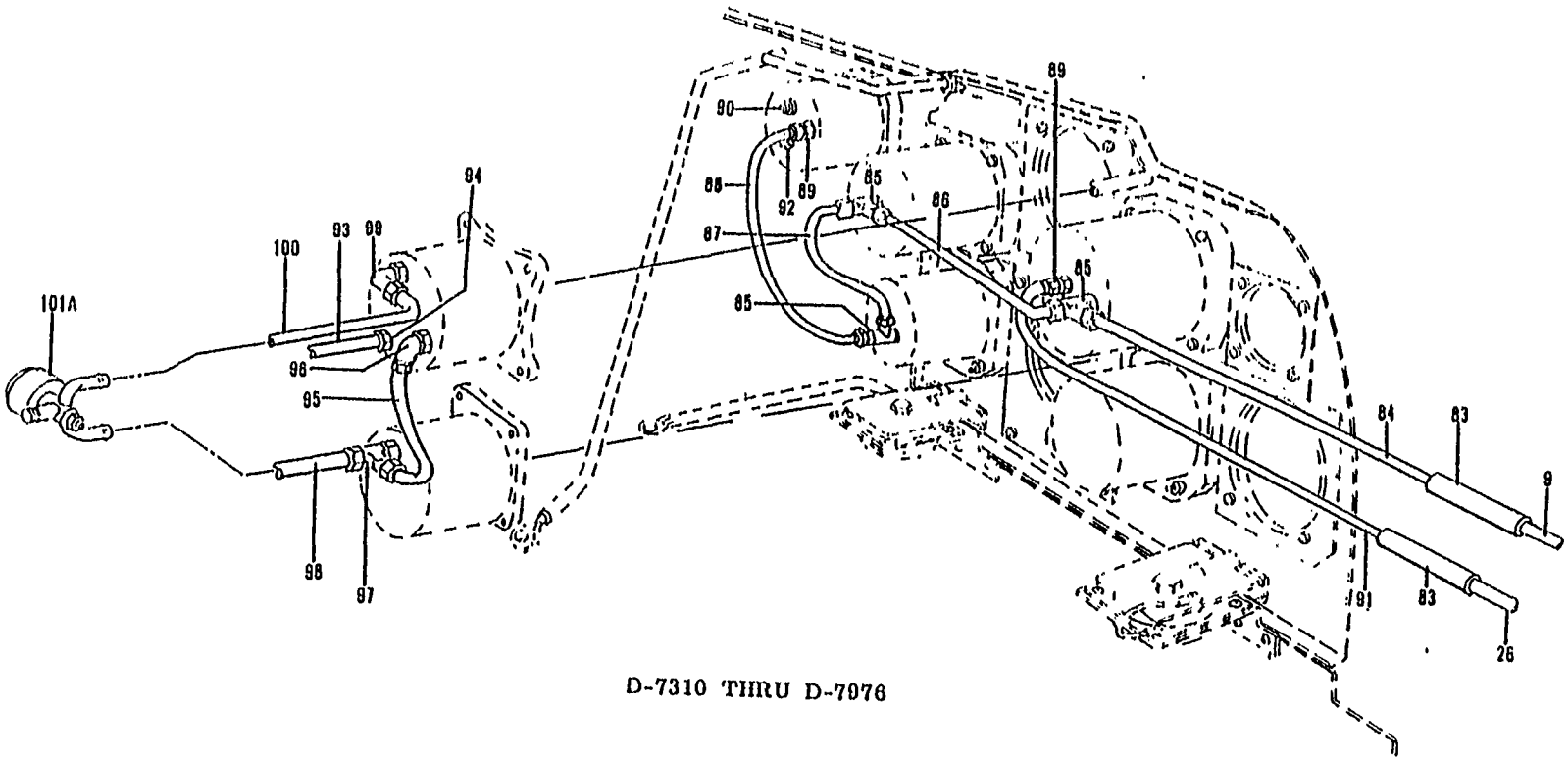
Figure 04B. Pitot, Static Pressure, Instrument And Vacuum Plumbing (D-5726 Thru D-7076) (Sheet 1 of 4 Sheets)

2-2745



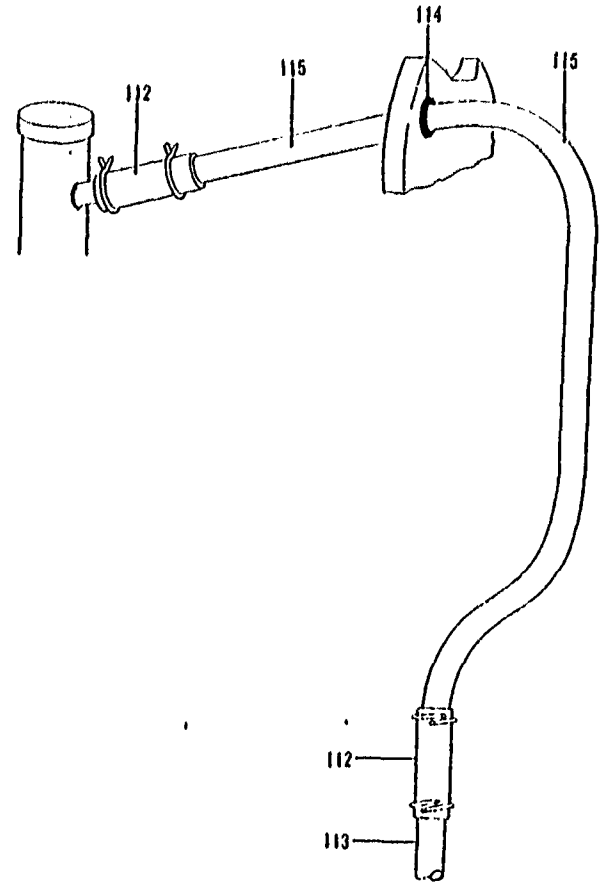
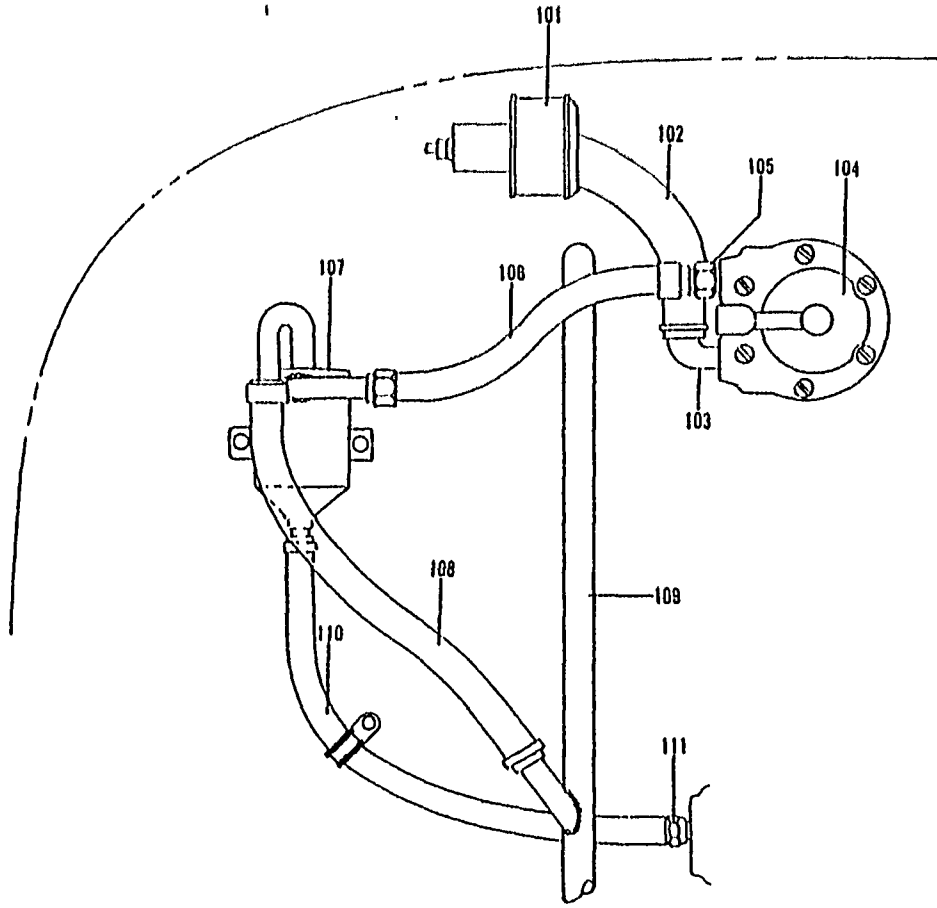
D-5726 THRU D-7309

Figure 64B. Pitot, Static Pressure Instrument and Vacuum Plumbing (D-5726 thru D-7976) (Sheet 2 of 4 Sheets)



D-7310 THRU D-7976

Figure 64B. Pilot, Static Pressure, Instrument and Vacuum Plumbing (D-5726 Thru D-7976) (Sheet 3 of 4 Sheets)



D-7310 THRU D-7976

MODEL 35 PARTS CATALOG

Figure 64B. Pilot, Static Pressure, Instrument And Vacuum Plumbing (D-5726 Thru D-7976) (Sheet 4 of 4 Sheets)



FIG. & INDEX NO.	PART NO.	DESCRIPTION	UNITS PER ASSY	USABLE ON CODE
648-	35-324002-21	LINES INSTL,PITOT AND INSTRUMENT.	NP	1
	35-324378-3	PANEL ASSY,INSTRUMENT /WITH GYROS & AUTOPILOT/.	1	2
	35-324392-1	INSTRUMENT INSTL /WITH GYROS & AUTOPILOT/	NP	3
- 1	AN35-400212	. FITTING,STATIC PRESSURE	1	1
- 2	35-324092	. TUBE ASSY,STATIC PRESSURE LH.	1	4
	35-324091	. TUBE ASSY,STATIC PRESSURE RH.	1	4
- 3	AN824-4D	. TEE,STATIC PRESSURE	1	1
- 4	35-324093	. TUBE ASSY,STATIC PRESSURE	1	4
- 5	AN815-4D	. UNION,STATIC PRESSURE	1	1
- 6	35-324098	. TUBE ASSY,STATIC PRESSURE	1	1
- 7	35-324002-7	. HOSE,STATIC PRESSURE.	1	1
- 8	AN737RM22	. CLAMP,HOSE.	2	1
- 9	35-324100	. TUBE ASSY,STATIC PRESSURE	1	1
- 10	95-324018-213	. TUBE ASSY,STATIC PRESSURE	2	5
- 11	95-324018-211	. TUBE ASSY,STATIC PRESSURE	1	5
- 12	35-324002-1	. HOSE ASSY,STATIC PRESSURE	2	1
- 13	AN737RM22	. CLAMP,HOSE.	2	1
- 14	AN826-4D	. TEE,AIRSPED INDICATOR STATIC PRESSURE.	1	2
- 15	35-324350	. TUBE ASSY,INSTRUMENT.	2	6
- 16	35-324350	. TUBE ASSY,AIRSPED TO ALTIMETER	1	7
- 17	33-324010-11	. TUBE ASSY,RATE OF CLIMB TO FUEL PRESSURE.	1	7
- 18	AN826-4D	. TEE,ALTIMETER STATIC PRESSURE	1	2
- 19	MS35-324349	. TUBE ASSY,ALTIMETER TO RATE OF CLIMB.	1	2
- 20	AN826-4D	. TEE,RATE OF CLIMB INDICATOR	1	2
- 21	AN815-4D	. NIPPLE,FUEL PRESSURE INDICATOR.	1	2
- 22	35-324345	. TUBE ASSY,SUCTION GAGE.	1	2
- 23	AN823-4D	. ELBOW,SUCTION GAGE.	1	2
- 24	MS20822-4-4D	. ELBOW,DIRECTIONAL GYRO	1	2
- 25	AN823-4D	. ELBOW,AIRSPED INDICATOR PITOT PRESSURE	1	2
- 26	35-324002-9	. TUBE ASSY,PITOT PRESSURE.	1	1
- 27	MS35489-6	. GROMMET,PITOT PRESSURE TUBE	1	1
		/SUPERSEDES AN931-4-7/		
- 28	AN821-4D	. ELBOW,PITOT PRESSURE.	1	1
- 29	35-324002-25	. TUBE ASSY,PITOT PRESSURE.	1	4
- 30	MS35489-6	. GROMMET,PITOT PRESSURE TUBE	4	4
		/SUPERSEDES AN931-4-7/		
- 31	50-320010-6	. HOSE,PITOT PRESSURE FLEXIBLE.	1	1
- 32	AN737RM22	. CLAMP,HOSE.	2	1
	35-361100	. HEAD INSTL,HEATED PITOT /SEE FIG. 638/.	NP	2
	35-361159	. HEAD INSTL,HEATED PITOT /SEE FIG. 638/.	NP	3
- 33	MS35-321117-12	. MAST,PITOT.	1	1
		/ATTACHING PARTS/		
- 34	AN509-8R8	. SCREW	4	
- 35	35-324002-35	. TUBE ASSY,PITOT PRESSURE.	1	5
- 36	35-324002-29	. HOSE,PITOT PRESSURE	1	5
- 37	35-324002-31	. TUBE,PITOT PRESSURE	1	5
- 38	35-324002-37	. TUBE ASSY,PITOT PRESSURE.	1	8
- 39	AN816-6D	. NIPPLE,DIRECTIONAL GYRO	1	2
- 40	AN823-6D	. ELBOW,HORIZON GYRO.	1	2
- 41	AN6270-6-6-7/8	. HOSE ASSY,DIRECTIONAL GYRO VACUUM	1	2
- 42	AN6270-6-7-5/8	. HOSE ASSY,HORIZON GYRO VACUUM	1	2
	35-324379	VACUUM SYSTEM INSTL	NP	2
	35-324379-1	VACUUM SYSTEM INSTL	NP	9
	35-324002-19	. PLUMBING ASSY,VACUUM.	1	2
	35-324002-27	. PLUMBING ASSY,VACUUM.	1	9
- 43	AN822-6D	. ELBOW	2	13
	AN912-2D	. BUSHING	2	13
- 44	AN917-3D	. TEE	1	13
- 45	AN840-8D	. ADAPTER,VACUUM HOSE	1	13
- 46	35-324280-12	. HOSE,VACUUM PUMP.	1	13
- 47	AN737-30	. CLAMP,HOSE.	2	13
- 48	AN848-8D	. ELBOW,BULKHEAD.	1	13
	AN960-1216L	. WASHER.	1	13
	AN936A1216	. WASHER.	1	13
	AN924-8D	. NUT	1	13
- 49	35-324280-38	. HOSE,SUCTION.	1	13
- 50	AN737RM26	. CLAMP,HOSE.	2	13

MODEL 35 PARTS CATALOG



FIG. & INDEX NO.	PART NO.	DESCRIPTION	UNITS PER ASSY	USABLE ON CODE
64B- 51	35-415406	. . BRACKET ASSY,SUCTION RELIEF VALVE /ATTACHING PARTS/	2	13
	AN520-6R8	. . SCREW	2	
	AN960-6	. . WASHER	2	
	MS20365-632	. . NUT	2	
- 52	32-436	. . VALVE,SUCTION RELIEF	1	13
- 53	AN842-8D	. . ELBOW,SUCTION RELIEF VALVE	1	13
- 54	AN844-8D	. . ELBOW,SUCTION RELIEF VALVE	1	13
- 55	106200FR8-44	. . HOSE,VACUUM PUMP	1	13
- 56	AN737RM34	. . CLAMP,HOSE	2	13
- 57	35-324372-1	. . ELBOW ASSY,VACUUM PUMP	1	2
	AN842-8D	. . ELBOW,VACUUM PUMP	1	9
	35-910004-19	. . VACUUM ASSY	1	2
	35-910004-23	. . VACUUM ASSY	1	9
- 58	G455PM	. . PUMP,VACUUM	1	1
- 59	AN840-8	. . NIPPLE,VACUUM PUMP	1	13
- 60	106200FR8-25	. . HOSE,VACUUM PUMP	1	13
- 61	AN737RM34	. . CLAMP,HOSE	2	13
- 62	G4000B	. . SEPARATOR,OIL	1	13
- 63	106200FR8-20	. . HOSE,OIL SEPARATOR AIR	1	13
- 64	AN737RM34	. . CLAMP,HOSE	1	13
- 65	35-910003-71	. . TUBE ASSY,OIL SEPARATOR AIR	1	13
- 66	106200FR4-16	. . HOSE,OIL SEPARATOR OIL RETURN	1	13
- 67	AN737RM22	. . CLAMP,HOSE	2	13
- 68	35-910003-125	. . TUBE ASSY,OIL SEPARATOR OIL RETURN	1	13
- 69	AN816-4B	. . NIPPLE,OIL SEPARATOR OIL RETURN	1	13
- 70	AN931-12-17	. . GROMMET,ENGINE BREATHER OIL SEPARATOR	1	13
- 71	35-939180-1	. . SEPARATOR ASSY,ENGINE BREATHER OIL	1	2
	35-910004-27	. . TUBE ASSY,ENGINE OIL BREATHER	1	9
- 72	MS21919DG26	. . CLAMP,ENGINE BREATHER OIL SEPARATOR /ATTACHING PARTS/	1	2
	AN520-10-10	. . SCREW	1	
	AN960-10	. . WASHER	1	
	AN960-10L	. . WASHER	1	
	AN365-1032	. . NUT	1	
- 73	106200FR4-50	. . HOSE,BREATHER OIL SEPARATOR OIL RETURN	1	2
- 74	AN737RM22	. . CLAMP,HOSE	2	2
- 75	106200FR12-12	. . HOSE,BREATHER OIL SEPARATOR AIR	1	13
- 76	AN737RM44	. . CLAMP,HOSE	2	13
	35-910004	ENGINE INSTL,IO-470C.	NP	13
- 77	106200FR12-11	. . HOSE,ENGINE OIL BREATHER	2	13
- 78	AN737RM44	. . CLAMP,HOSE	4	13
- 79	35-910004-3	. . TUBE,ENGINE OIL BREATHER	1	13
- 80	106200FR12-14	. . HOSE,BREATHER	1	13
- 81	AN737RM44	. . CLAMP,HOSE	2	13
- 82	35-910003-15	. . TUBE,ENGINE OIL BREATHER	1	13
	35-324392-1	INSTRUMENT INSTL /WITH GYROS & AUTOPILOT/	NP	3
- 83	35-324392-47	. . TUBE,STATIC AND PITOT FLEXIBLE	2	3
- 84	35-324392-43	. . TUBE,STATIC PRESSURE	1	3
- 85	271P1/4-1/8	. . TEE	3	3
- 86	35-324392-15	. . TUBE /FROM AIRSPEED INDICATOR TO ALTIMETER/	1	3
- 87	35-324392-17	. . TUBE /FROM ALTIMETER TO VERTICAL SPEED INDICATOR/	1	3
- 88	35-324392-19	. . TUBE /FROM VERTICAL SPEED INDICATOR TO FUEL FLOW AND MANIFOLD PRESSURE INDICATOR/	1	3
- 89	268P1/4-1/8	. . CONNECTOR	2	3
- 90	22-627	. . RESTRICTOR,MANIFOLD AND FUEL PRESSURE	1	9
- 91	35-324392-45	. . TUBE,AIRSPEED INDICATOR PITOT PRESSURE	1	3
- 92	AN816-2D	. . NIPPLE,FUEL FLOW AND MANIFOLD PRESSURE INDICATOR	1	3
- 93	35-324392-55	. . HOSE ASSY,SUCTION GAGE	1	3
- 94	269P1/4-1/8	. . ELBOW,HORIZON GYRO	1	3

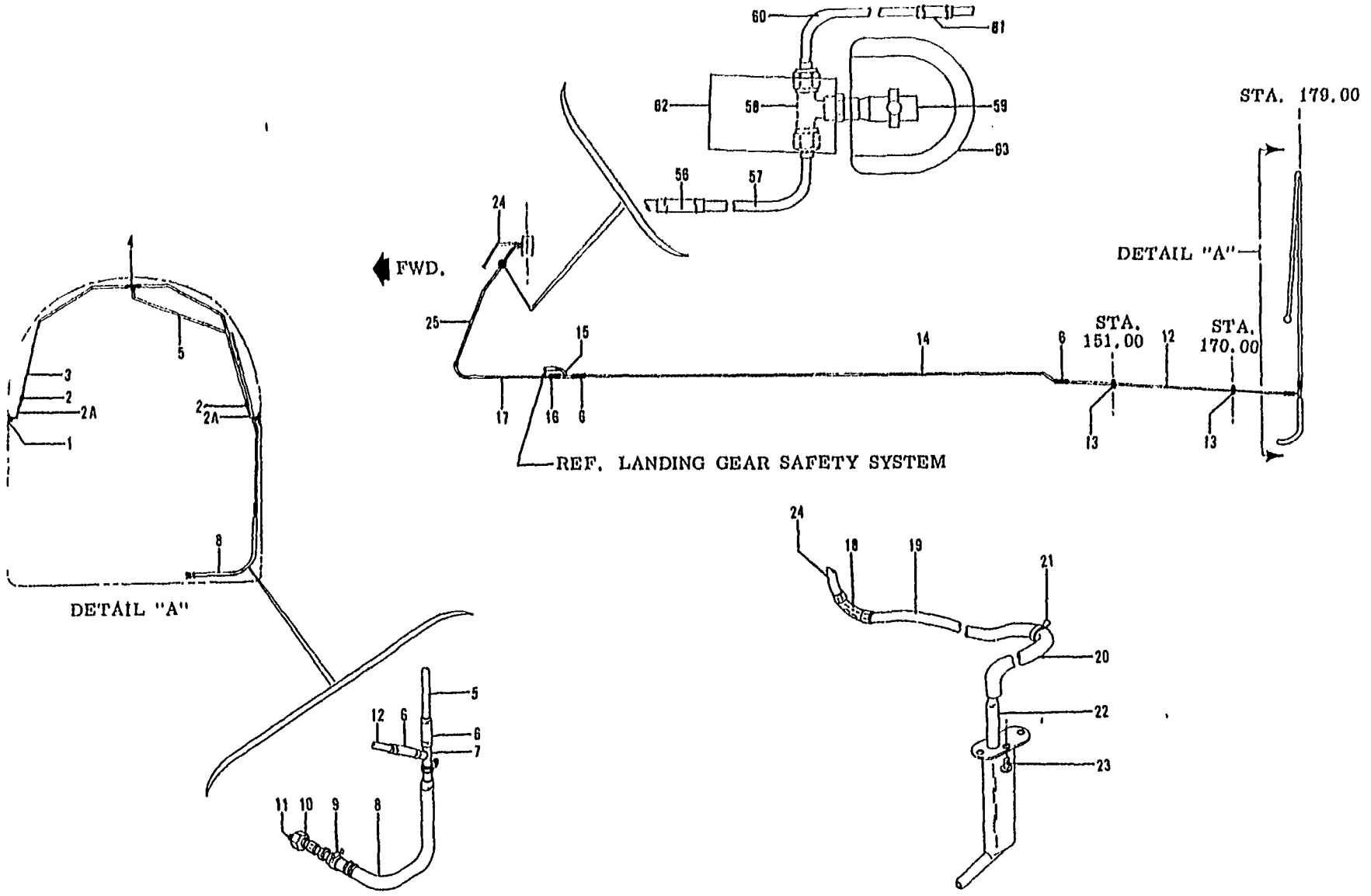
FIG. & INDEX NO.	PART NO.	DESCRIPTION	UNITS PER ASSY	USABLE ON CODE
		1 2 3 4 5 6 7		
648-	AN6270-6-18	. HOSE ASSY /FROM HORIZON GYRO TO	1	9
		DIRECTIONAL GYRO/		
	35-324392-59	. HOSE /FROM HORIZON GYRO TO DIRECTIONAL GYRO/.	1	10
	CS10A	. CLAMP,HOSE.	2	10
- 95	35-324392-83	. HOSE /FROM HORIZON GYRO TO DIRECTIONAL GYRO/.	1	11
	CS10A	. CLAMP,HOSE.	2	11
	1K1-4-6	. ELBOW,HORIZON GYRO.	1	12
- 96	1K9-4-6	. ELBOW,HORIZON GYRO.	1	11
	□AN816-6D	. NIPPLE,DIRECTIONAL GYRO	1	9
	1K1-4-6	. ELBOW,DIRECTIONAL GYRO.	1	10
- 97	1K17-2	. TEE,DIRECTIONAL GYRO.	1	11
- 98	106200H8-60	. HOSE /DIRECTIONAL GYRO TO SUCTION RELIEF. . .	1	3
		VALVE/		
	□AN823-6D	. ELBOW,HORIZON GYRO.	1	9
	1K9-4-8	. ELBOW,HORIZON GYRO.	1	10
- 99	1K1-4-6	. ELBOW,HORIZON GYRO.	1	11
	35-324392-63	. HOSE /HORIZON GYRO TO SUCTION RELIEF VALVE/ .	1	12
-100	35-324392-79	. HOSE /HORIZON GYRO TO SUCTION RELIEF VALVE/ .	1	11
	35-324426	VACUUM SYSTEM INSTL	NP	14
-101	□133A3	. VALVE,SUCTION RELIEF.	1	15
-101A	□133A4	. VALVE,SUCTION RELIEF.	1	16
	□3005A1	. . FILTER,SUCTION RELIEF VALVE	1	14
-102	35-324426-13	. HOSE,VACUUM PUMP.	1	14
	A14	. CLAMP,WIRE TYPE HOSE.	2	14
-103	1K1-6-10	. ELBOW,VACUUM PUMP	1	14
-104	□G455PM	. PUMP,VACUUM	1	14
-105	□AN840-8	. ADAPTER,HOSE.	1	14
-106	35-324426-9	. HOSE,VACUUM PUMP.	1	14
	A12	. CLAMP,WIRE TYPE HOSE.	2	14
	□G4000B	. SEPARATOR,OIL	1	17
-107	G4032	. SEPARATOR,OIL	1	18
		/ATTACHING PARTS/		
	□AN3-7A /M/	. BOLT.	2	17
	□AN3-10A	. BOLT.	2	18
	NAS43DD3-24	. SPACER.	3	14
	100951X040XL	. WASHER.	3	17
	100951X040XL	. WASHER.	7	18
	□AN960-10	. WASHER.	1	14
	□AN365-1032	. NUT	2	14

-108	35-324426-7	. HOSE,OIL SEPARATOR AIR VENT	1	14
	A12	. CLAMP,WIRE TYPE HOSE.	2	14
-109	35-324426-1	. TUBE ASSY,BREATHER.	1	14
-110	35-324426-11	. HOSE,OIL SEPARATOR OIL RETURN	1	14
	□A8	. CLAMP,WIRE TYPE HOSE.	2	14
-111	□AN840-4	. ADAPTER,OIL SEPARATOR OIL RETURN HOSE	1	14
	35-910007	ENGINE INSTL,10-520 CANTED.	NP	14
-112	106200FR12-14	. HOSE,BREATHER TUBE FLEXIBLE	2	14
	□CS20A	. CLAMP,WIRE TYPE HOSE.	4	14
-113	35-910007-11	. TUBE,BREATHER	1	14
-114	MS35489-20	. GROMMET,BREATHER TUBE	1	14
-115	35-910007-3	. TUBE,BREATHER	1	14
	35-324428	EMERGENCY STATIC AIR SOURCE INSTL /SEE FIG. 64C FOR BREAKDOWN/	NP	14

CODE EFFECTIVITY

CODE EFFECTIVITY

1	D-5726 THRU D-7976	2	D-5726 THRU D-6841
3	D-5842 THRU D-7976	4	D-5726 THRU D-6561
5	D-6562 THRU D-6654	6	D-5726 THRU D-6161
7	D-6162 THRU D-6841	8	D-6655 THRU D-7976
9	D-5842 THRU D-7309	10	D-7310 THRU D-7628
11	D-7629 THRU D-7976	12	D-6842 THRU D-7628
13	D-5726 THRU D-7309	14	D-7310 THRU D-7976
15	D-7310 THRU D-7628, D-7750 THRU D-7976	16	D-7629 THRU D-7749
17	D-7310 THRU D-7809	18	D-7810 THRU D-7976



MODEL 35 PARTS CATALOG

Figure 64C. Pitot, Static, Instrument, Vacuum and Pressure Plumbing (Sheet 1 of 3 Sheets) (D-7977 And After)



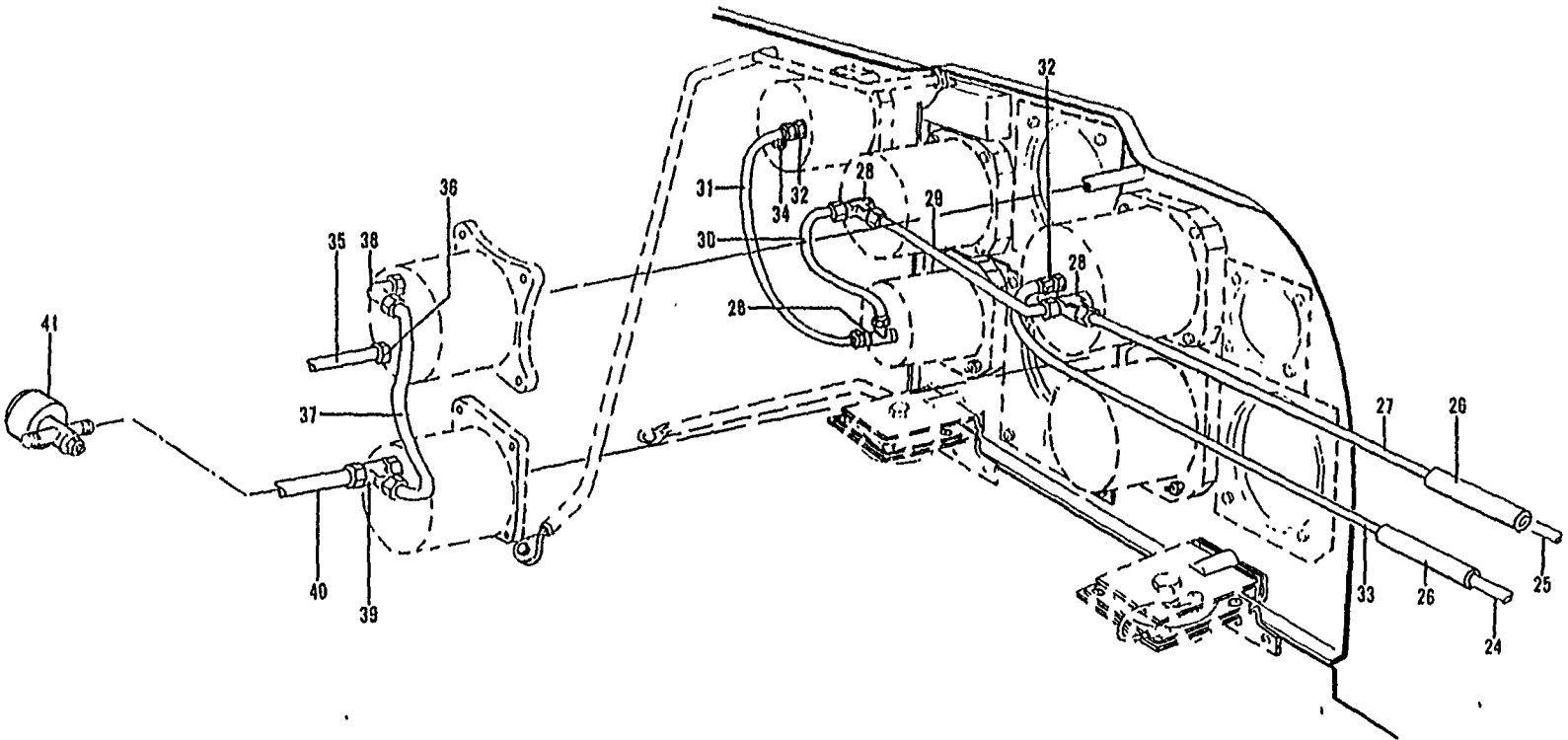


Figure 64C. Pitot, Static, Instrument, Vacuum and Pressure Plumbing (Sheet 2 of 3 Sheets) (D-7977 And After)

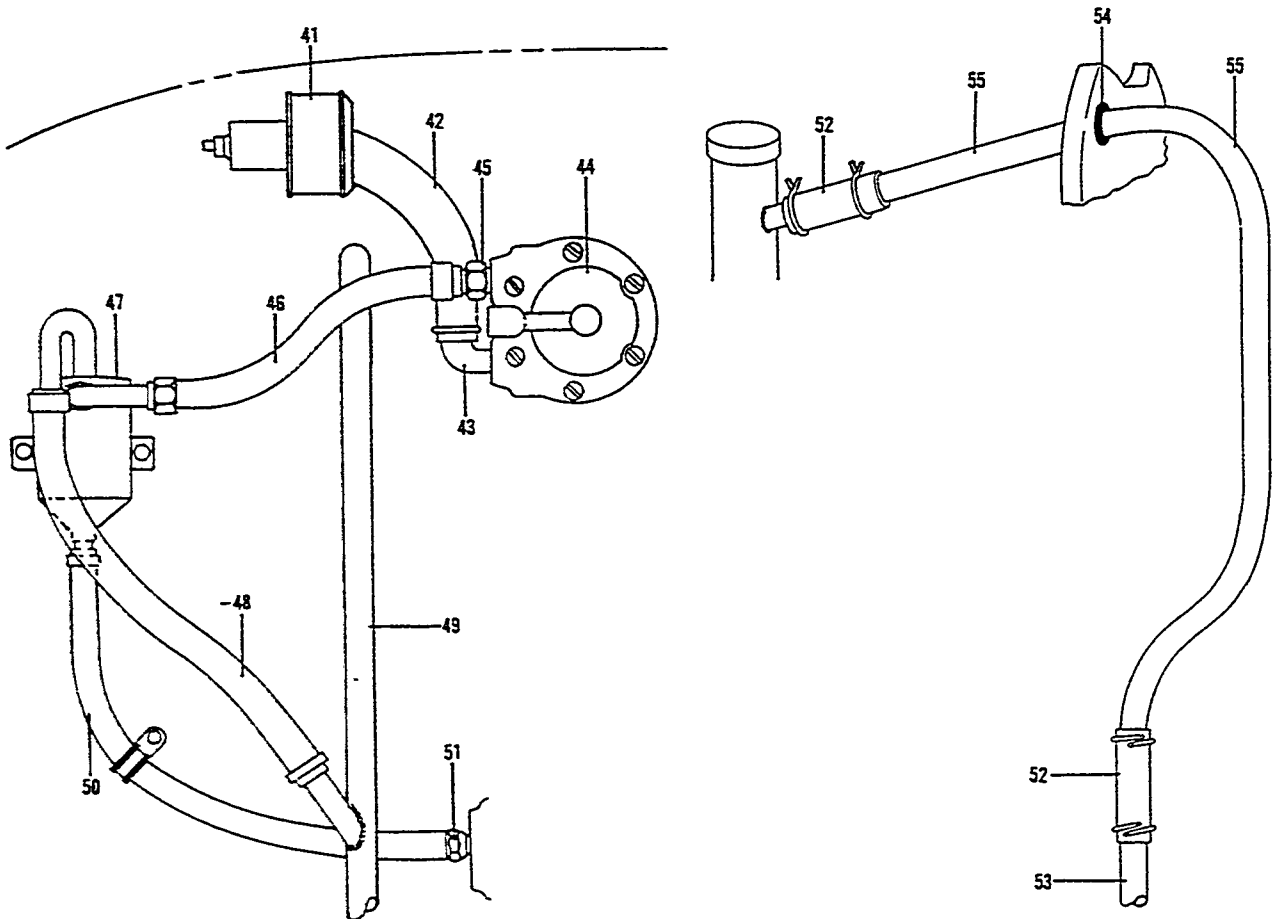
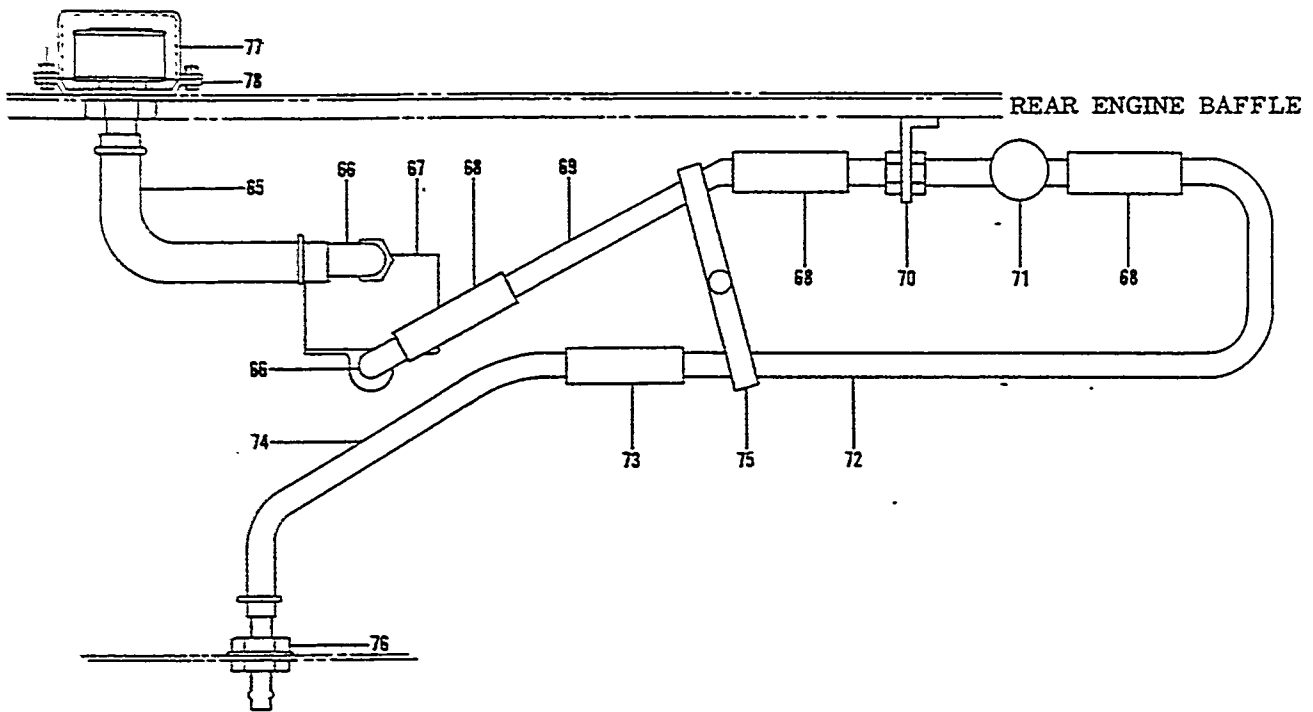


Figure 64C. Pitot, Static, Instrument, Vacuum And Pressure Plumbing (Sheet 3 of 3 Sheets) (D-7977 and After)

FIG. & INDEX NO.	PART NO.	DESCRIPTION	UNITS PER ASSY	USABLE ON CODE
64C-	35-324002-81	LINES INSTL,STATIC AND INSTRUMENT	NP	1
- 1	35-400212	. FITTING,STATIC PRESSURE	2	1
- 2	35-324002-125	. TUBE ASSY,STATIC PRESSURE	2	1
- 2A	AN919-6D	. REDUCER,STATIC PRESSURE TUBE.	2	1
- 3	35-324002-95	. TUBE ASSY,STATIC PRESSURE	2	1
- 4	AN824-6D	. TEE,STATIC PRESSURE	1	1
- 5	35-324002-99	. TUBE ASSY,STATIC PRESSURE	1	1
- 6	35-324002-91	. TUBE,STATIC PRESSURE FLEXIBLE	4	1
- 7	35-324002-87	. WELD ASSY,STATIC PRESSURE TEE	1	1
- 8	35-324002-89	. TUBE,STATIC PRESSURE.	1	1
- 9	AN737RM24	. CLAMP,TUBE.	1	1
- 10	AN807-6D	. ADAPTER,STATIC PRESSURE TUBE.	1	1
- 11	AN929-6	. CAP,ADAPTER	1	1
- 12	35-324002-103	. TUBE,STATIC PRESSURE.	1	1
- 13	MS35490-11	. GROMMET,STATIC PRESSURE TUBE.	2	1
- 14	35-324002-105	. TUBE,STATIC PRESSURE.	1	1
- 15	35-324002-85	. WELD ASSY,STATIC PRESSURE	1	1
- 16	35-324002-93	. TUBE,STATIC PRESSURE FLEXIBLE	1	1
- 17	35-324002-107	. TUBE,STATIC PRESSURE.	1	1
- 18	AN821-4D	. ELBOW,PITOT PRESSURE.	1	1
- 19	35-324002-37	. TUBE ASSY,PITOT PRESSURE.	1	1
- 20	50-320010-6	. HOSE,PITOT PRESSURE FLEXIBLE.	2	1
- 21	AN737RM22	. CLAMP,HOSE.	2	1
	35-361159	. HEAD INSTL,HEATED PITOT /SEE FIG. 638/.	NP	1
- 22	35-321117-12	. MAST,PITOT PRESSURE /ATTACHING PARTS/	1	1
- 23	AN515-8R8	. SCREW	4	
- 24	35-324002-9	. TUBE ASSY,PITOT PRESSURE.	1	1
- 25	35-324100	. TUBE,STATIC PRESSURE.	1	1
	35-324392-1	INSTRUMENT INSTL /WITH GYROS & AUTOPILOT/	NP	3
- 26	35-324392-47	. TUBE,STATIC AND PITOT FLEXIBLE.	2	3
- 27	35-324392-43	. TUBE,STATIC PRESSURE.	1	3
- 28	271P1/4-1/8	. TEE	3	3
- 29	35-324392-15	. TUBE /FROM AIRSPEED INDICATOR TO ALTIMETER/	1	3
- 30	35-324392-17	. TUBE /FROM ALTIMETER TO VERTICAL SPEED. INDICATOR/	1	3
- 31	35-324392-19	. TUBE /FROM VERTICAL SPEED INDICATOR TO FUEL FLOW AND MANIFOLD PRESSURE INDICATOR/	1	3
- 32	268P1/4-1/8	. CONNECTOR	2	3
- 33	35-324392-45	. TUBE,AIRSPEED INDICATOR PITOT PRESSURE.	1	3
- 34	AN816-2D	. NIPPLE,FUEL FLOW AND MANIFOLD PRESSURE. INDICATOR	1	3
- 35	35-324392-13	. HOSE ASSY,SUCTION GAGE /SUPERSEDES. 35-324392-55/	1	3
- 36	269P1/4-1/8	. ELBOW,HORIZON GYRO.	1	3
- 37	35-324392-83	. HOSE /FROM HORIZON GYRO TO DIRECTIONAL GYRO/.	1	3
- 38	1K9-4-6	. ELBOW,HORIZON GYRO.	1	3
- 39	1K17-2	. TEE,DIRECTIONAL GYRO.	1	3
- 40	106200H8-60	. HOSE /DIRECTIONAL GYRO TO SUCTION RELIEF. VALVE/	1	3
	35-324426	VACUUM SYSTEM INSTL	NP	3
- 41	133A3	. VALVE,SUCTION RELIEF.	1	3
	B3-5-1	. FILTER,SUCTION RELIEF VALVE /SUPERSEDES 3005A1/	1	3
- 42	35-324426-29	. HOSE,VACUUM PUMP /SUPERSEDES 35-324426-13/.	1	3
	A14	. CLAMP,WIRE TYPE HOSE.	2	3
- 43	1K1-6-10	. ELBOW,VACUUM PUMP	1	3
- 44	G455PM	. PUMP,VACUUM	1	
- 45	AN840-8	. ADAPTER,HOSE.	1	3
- 46	35-324426-9	. HOSE,VACUUM PUMP.	1	3
	A12	. CLAMP,WIRE TYPE HOSE.	2	3
- 47	HE641	. SEPARATOR,OIL /ATTACHING PARTS/	1	3
	35-324426-33	. SUPPORT,OIL SEPARATOR	1	
	AN3-10A/M/	. BOLT.	2	
	NAS43DD3-24	. SPACER.	3	
	100951X040ZL	. WASHER.	7	
	AN960-10	. WASHER.	1	
	MS20365-1032	. NUT /SUPERSEDES AN365-1032/	2	

FIG. & INDEX NO.	PART NO.	1	2	3	4	5	6	7	DESCRIPTION	UNITS PER ASSY	USABLE ON CODE
64C-	35-324426-31	ANGLE,OIL SEPARATOR SUPPORT	1	
- 48	35-324426-7	HOSE,OIL SEPARATOR AIR VENT	1	3
	A12	CLAMP,WIRE TYPE HOSE.	2	3
- 49	35-324426-1	TUBE ASSY,BREATHER.	1	3
- 50	35-324426-11	HOSE,OIL SEPARATOR OIL RETURN	1	3
	AB	CLAMP,WIRE TYPE HOSE.	2	3
- 51	AN840-4	ADAPTER,OIL SEPARATOR OIL RETURN HOSE	1	3
	35-910007	ENGINE INSTL,IO-520 CANTED.	NP	1
- 52	106200FR12-14	HOSE,BREATHER TUBE FLEXIBLE	2	1
	CS20A	CLAMP,WIRE TYPE HOSE.	4	1
- 53	35-910007-11	TUBE,BREATHER	1	1
- 54	AN93112-17	GROMMET,BREATHER TUBE	1	1
		/SUPERSEDES MS35489-20/		
- 55	35-910007-3	TUBE,BREATHER	1	1
	35-324428	AIR SOURCE INSTL,EMERGENCY STATIC	NP	2
- 56	95-970000-137	SPLICE,STATIC TUBE.	1	2
- 57	35-324428-17	TUBE ASSY,EMERGENCY STATIC AIR.	1	2
- 58	MS20825-4D	TEE,EMERGENCY STATIC AIR /SUPERSEDES.	1	2
		AN825-4D/		
	AN818-4D	NUT	1	2
	AN819-4D	SLEEVE /SUPERSEDES MS20819-4D/.	1	2
- 59	35-324428-11	VALVE ASSY,EMERGENCY STATIC AIR	1	2
- 60	35-324428-15	TUBE ASSY,EMERGENCY STATIC AIR.	1	6
	35-324428-25	TUBE ASSY,EMERGENCY STATIC AIR.	1	7
- 61	35-324392-47	SPLICE,STATIC TUBE.	1	2
- 62	96-324141	PLATE,EMERGENCY STATIC AIR VALVE ACCESS	1	2
		/SUPERSEDES 35-324429/		
		/ATTACHING PARTS/		
	AN504-6R8	SCREW	4	
		-----		
	35-324428-13	SUPPLEMENT,FLIGHT MANUAL.	1	2
- 63	35-324428-3	COVER	1	6
	35-324428-23	COVER	1	7
	35-329012-5	PRESSURE SYSTEM INSTL,AIR	NP	4
- 64	1J1-1	FILTER,AIR.	1	4
	AN960-1416	WASHER.	2	4
- 65	35-329012-3	HOSE.	1	4
		/ATTACHING PARTS/		
	A14	CLAMP	2	
		-----		
- 66	1K1-6-10	ELBOW	2	4
- 67	200CW	PUMP,AIR PRESSURE	1	4
- 68	35-329012-11	HOSE.	3	4
		/ATTACHING PARTS/		
	A14	CLAMP	2	
		-----		
- 69	35-329012-9	TUBE.	1	4
- 70	33-329010-19	BRACKET,REGULATOR SUPPORT /SUPERSEDES	1	4
		33-329010-5/		
- 71	IH30-9	REGULATOR,AIR PRESSURE.	1	4
- 72	35-329012-15	TUBE ASSY	1	4
- 73	35-329012-17	HOSE.	1	4
- 74	35-329012-19	TUBE ASSY	1	4
- 75	MS21919DG11	CLAMP	2	4
	AN520-10R10	SCREW	2	4
	AN960-10	WASHER.	2	4
	MS20365-1032	NUT	2	4
- 76	AN807-10	ADAPTER	1	4
	108492S1416-116	WASHER.	1	4
	AN924-10	NUT	1	4

FIG. & INDEX NO.	PART NO.	1	2	3	4	5	6	7	DESCRIPTION	UNITS PER ASSY	USABLE ON CODE
64C- 77	96-910040-1	COVER, AIR FILTER. /ATTACHING PARTS/	1	5
	AN3	BOLT.	2	
	AN960-10	WASHER.	2	
	MS20365-1032	NUT	2	
- 78	96-910041-2	BRACKET, AIR FILTER COVER.	1	5

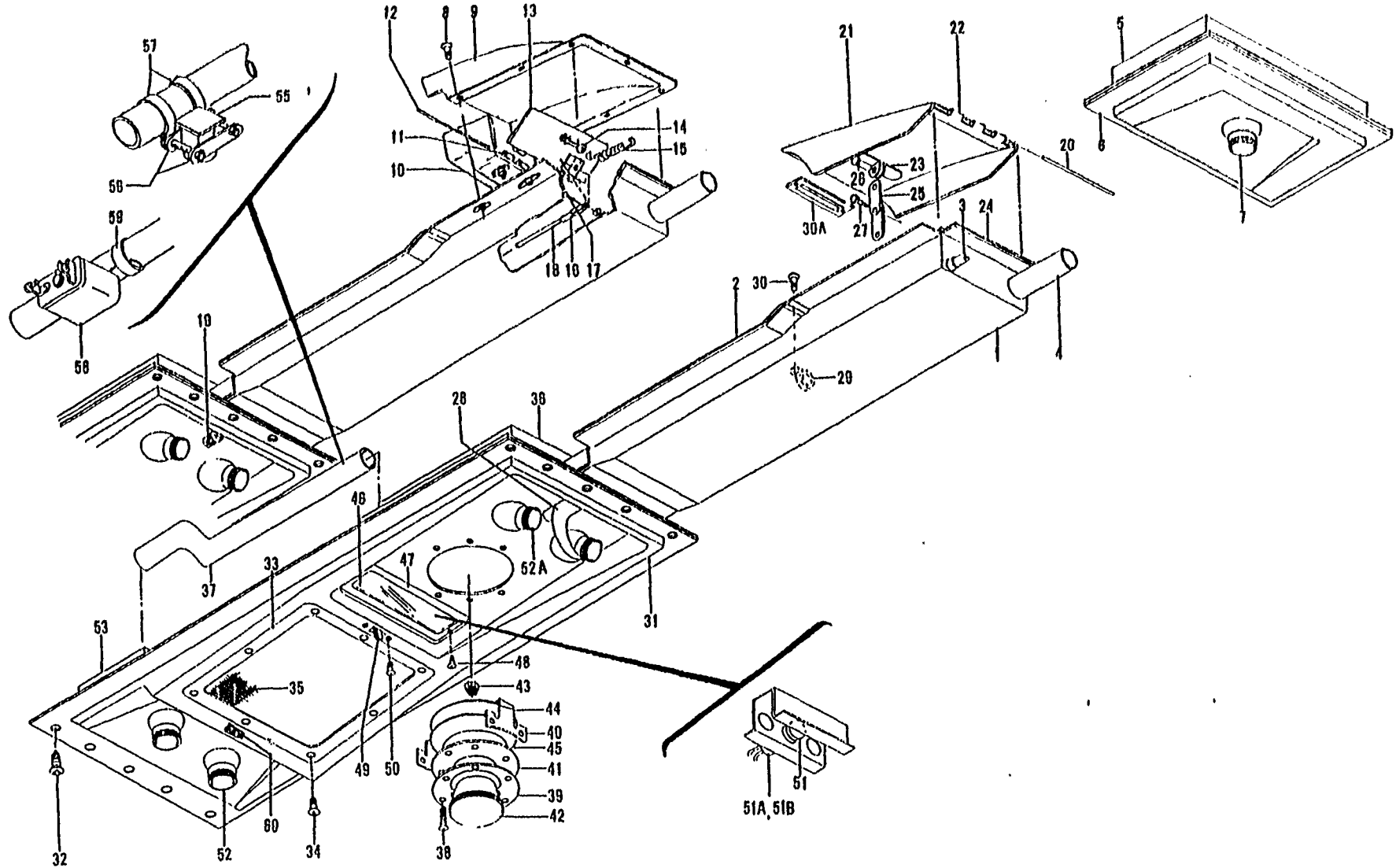
NOTE SEE FIG. 68 FOR STATIC PRESSURE PLUMBING REQUIRED FOR LANDING GEAR SAFETY SYSTEM.

CODE EFFECTIVITY

- 1 D-7977 AND AFTER
- 3 D-7977 THRU D-8598
- 5 D-8788 AND AFTER
- 7 D-8860 AND AFTER

CODE EFFECTIVITY

- 2 D-7310 AND AFTER
- 4 D-8599 AND AFTER
- 6 D-7310 THRU D-8859



MODEL 35 PARTS CATALOG

Figure 65. Fresh Air Duct (D-6102 thru D-7976)



FIG. & INDEX NO.	PART NO.	1 2 3 4 5 6 7	DESCRIPTION	UNITS PER ASSY	USABLE ON CODE
65 -	35-550562-3		DUCT INSTL,FRESH AIR /4 OUTLETS,STANDARD/ . . .	NP	1
	35-550562-89		DUCT INSTL,FRESH AIR /4 OUTLETS,STANDARD/ . . .	NP	2
	35-550562-1		DUCT INSTL,FRESH AIR /5 OUTLETS,OPTIONAL/ . . .	NP	1
	35-550562-7		. DUCT ASSY,FRESH AIR /STANDARD/	1	1
	35-550562-23		. DUCT ASSY,FRESH AIR /OPTIONAL/	1	1
	35-550562-65		. DOCT ASSY,FRESH AIR /STANDARD/	1	2
	35-550562-37		. . PAN,FRESH AIR DUCT /STANDARD/	1	1
	35-550562-39		. . PAN,FRESH AIR DUCT /OPTIONAL/	1	1
- 1	35-550562-57		. . PAN ASSY,FRESH AIR DUCT /STANDARD/	1	2
	35-550562-39		. . . PAN,FRESH AIR DUCT /STANDARD/	1	2
	□35-550562-43		. . . PLATE,FRESH AIR DUCT /STANDARD/	1	2
	35-550562-13		. . COVER,FRESH AIR DUCT	1	1
- 2	35-550562-61		. . COVER,FRESH AIR DUCT /STANDARD/	1	2
	□35-550562-21		. . TUBE,RUBBER	1	1
- 3	□35-550562-21		. TUBE,RUBBER /STANDARD/	1	2
	35-550562-19		. TUBE,FIFTH SEAT FRESH AIR /OPTIONAL/	1	1
- 4	35-550562-59		. TUBE,FIFTH SEAT FRESH AIR /OPTIONAL/	1	2
	95-554036-75		. DUCT ASSY,FIFTH SEAT FRESH AIR /OPTIONAL/	1	6
- 5	95-554036-77		. . COVER,FRESH AIR DUCT /OPTIONAL/	1	6
- 6	□95-554036-69		. . PAN,FRESH AIR DUCT /OPTIONAL/	1	6
- 7	□B2120-501		. . VALVE,FRESH AIR OUTLET /OPTIONAL/	1	6
	□35-550562-9		. SCOOP ASSY,FRESH AIR	1	1
			/ATTACHING PARTS/		
- 8	AN515-8R		. SCREW	9	
	□AN960-8		. WASHER	9	
- 9	35-550562-29		. . SCOOP,FRESH AIR	1	1
- 10	35-550562-31		. . BAFFLE,FRESH AIR SCOOP	1	1
- 11	35-550562-81		. HINGE,FRESH AIR SCOOP BLADE HALF	1	1
	NO NUMBER		. BLADE ASSY,FRESH AIR SCOOP VENT	1	1
			/ATTACHING PARTS/		
- 12	AN253-2-344		. PIN,HINGE	1	
- 13	35-550562-77		. . BLADE	1	1
	35-550562-79		. . HINGE,SCOOP VENT BLADE	1	1
	35-550562-75		. . TEE,VENT BLADE CONTROL	1	1
- 14	□AN520-10R24		. SCREW,STOP	1	1
	□AN315-3R		. NUT	2	1
- 15	100942K0204-60		. SPRING,COMPRESSION & BLADE CONTROL	1	1
	□AN315-3R		. NUT,CLEVIS RETENTION	1	1
- 16	□S197		. CLEVIS,BLADE TEE CONTROL ROD	1	1
			/ATTACHING PARTS/		
- 17	AN3		. SCREW	1	
	□AN960-10		. WASHER	2	
	□AN315-3R		. NUT	1	
- 18	35-550562-71		. ROD,FRESH AIR SCOOP BLADE CONTROL	1	1
	AN931-3-5		. GRGMMET	1	1
- 19	35-550562-73		. KNOB,FRESH AIR INTAKE CONTROL	1	1
	35-550562-35		. SCOOP ASSY,FRESH AIR	1	2
			/ATTACHING PARTS/		
- 20	□AN253-2-375		. PIN,HINGE	1	
- 21	□35-550562-51		. . SCOOP,FRESH AIR	1	2
- 22	□35-550562-91		. . HINGE,FRESH AIR	1	2
- 23	□AN743-13		. . BRACKET,AIR SCOOP	2	2
- 24	□35-550562-41		. HINGE,HALF	1	2
- 25	□35-550562-87		. LINK,AIR SCOOP	2	2
			/ATTACHING PARTS/		
- 26	AN393		. PIN	2	
	AN380-2		. PIN,COTTER	1	
- 27	□35-550562-85		. BOLT	1	
	□AN960-10		. WASHER	2	
	□AN365-1032		. NUT	1	

FIG. & INDEX NO.	PART NO.	DESCRIPTION	UNITS PER ASSY	USABLE ON CODE
65 - 28	□95-380007	. CONTROL ASSY,PUSH-PULL.	1	2
- 29	□AN742-4	. CLAMP	1	2
		/ATTACHING PARTS/		
- 30	AN515-10R	. SCREW	1	
	□AN960-10	. WASHER.	1	
	100696D-ZV014	. SPACER.	1	
	MK1000-1032	. NUT	1	
- 30A	□35-550562-97	. STRIP,STALL	1	6
	35-550561-31	. PANEL INSTL,OVERHEAD.	NP	6
- 31	□35-550561-35	. . SHELL,OVERHEAD PANEL.	1	6
		/ATTACHING PARTS/		
- 32	NAS384-6	. . SCREW	10	
	NAS394-6	. . WASHER.	10	
- 33	□35-344152	. . FRAME,OVERHEAD SPEAKER.	1	6
		/ATTACHING PARTS/		
- 34	NAS387-6	. . SCREW	8	
	□AN960-6	. . WASHER.	8	
	AN365-632	. . NUT	8	
- 35	□35-344169	. . GRILL,OVERHEAD SPEAKER.	1	6
- 36	35-550561-33	. . BOX,AFT	1	6
- 37	35-550561-37	. . TUBE,FRESH AIR.	2	6
	□35-550055	. . VALVE ASSY,AIR OUTLET	1	6
		/ATTACHING PARTS/		
- 38	□NAS384-6-6P	. . SCREW	AR	
	□A6052-6Z1	. . NUT	AR	
- 39	□35-550059	. . . CUP,AIR VALVE	1	6
- 40	□35-550061	. . . BRACKET,AIR VALVE	1	6
- 41	□35-550060	. . . COLLAR,AIR VALVE.	1	6
- 42	□35-550056	. . . KNOB ASSY,AIR VALVE	1	6
		/ATTACHING PARTS/		
- 43	□AN320-4	. . . NUT	1	
	□AN960-416L	. . . WASHER.	1	
	AN380-2-2	. . . PIN,COTTER.	1	
	□35-550057	. . . KNOB,AIR VALVE.	1	6
	35-550058-8	. . . SCREW ASSY,AIR VALVE.	1	6
	□102808-4D012	. . . WASHER.	1	6
- 44	□35-550062	. . . DISC ASSY,AIR VALVE	1	6
	35-550062-2	. . . DISC,AIR VALVE	1	6
	35-550075	. . . NUT,AIR VALVE	1	6
- 45	□35-550063	. . . SEAL,AIR VALVE.	1	6
	□AN960-416	. . . WASHER.	1	6
- 46	35-550561-11	. . LENS,OVERHEAD LIGHT	1	6
- 47	35-550561-9	. . RETAINER,LENS	1	6
		/ATTACHING PARTS/		
- 48	NAS387-632	. . SCREW	2	
	□AN960-6	. . WASHER.	2	
	AN365-632	. . NUT	2	
- 49	SS26	. . SWITCH,DOME LIGHT /SUPERSEDES SS32-1/	1	6
		/ATTACHING PARTS/		
- 50	AN515-4	. . SCREW	2	
	AN365-440	. . NUT	2	
- 51	□89	. . BULB,DOME LIGHT	5	6
- 51A	35-550561-53	. . SOCKET ASSY,DOME LIGHT.	5	6
- 51B	35-550561-55	. . WASHER,DOME LIGHT	1	6
- 52	□82120-501	. . VALVE,FRESH AIR OUTLET	2	6
- 52A	82155-501	. . VALVE,FRESH AIR OUTLET.	2	6
- 53	35-550561-5	. . BOX,FWD	1	6
- 54		. . DELETED		

FIG. & INDEX NO.	PART NO.	1	2	3	4	5	6	7	DESCRIPTION	UNITS PER ASSY	USABLE UN CODE
65 - 55	200008	BUZZER, STALL WARNING.	1	3
- 56	35-550561-51	STRAP	2	3
- 57	AN742D16	CLAMP	2	3
		/ATTACHING PARTS/		
	AN520-10R	SCREW	2	
	MS20365-1032	NUT	4	
- 58	4099	BUZZER, STALL WARNING.	1	4
- 59	AN742D16	CLAMP	2	4
		/ATTACHING PARTS/		
	AN520-10R	SCREW	1	
	MS20365-1032	NUT	2	
- 60	35-364022	SHUTTER, MAP LIGHT	1	6
		/ATTACHING PARTS/		
	AN515-6	SCREW	1	
	100943YN012R	SPRING	1	
	AN365-632	NUT	1	

CODE EFFECTIVITY

CODE EFFECTIVITY

- | | | | |
|---|--------------------|---|--------------------|
| 1 | D-6562 THRU D-6685 | 2 | D-6686 THRU D-7976 |
| 3 | D-6842 THRU D-6965 | 4 | D-6966 THRU D-7309 |
| 5 | D-6842 THRU D-7309 | 6 | D-6562 THRU D-7976 |

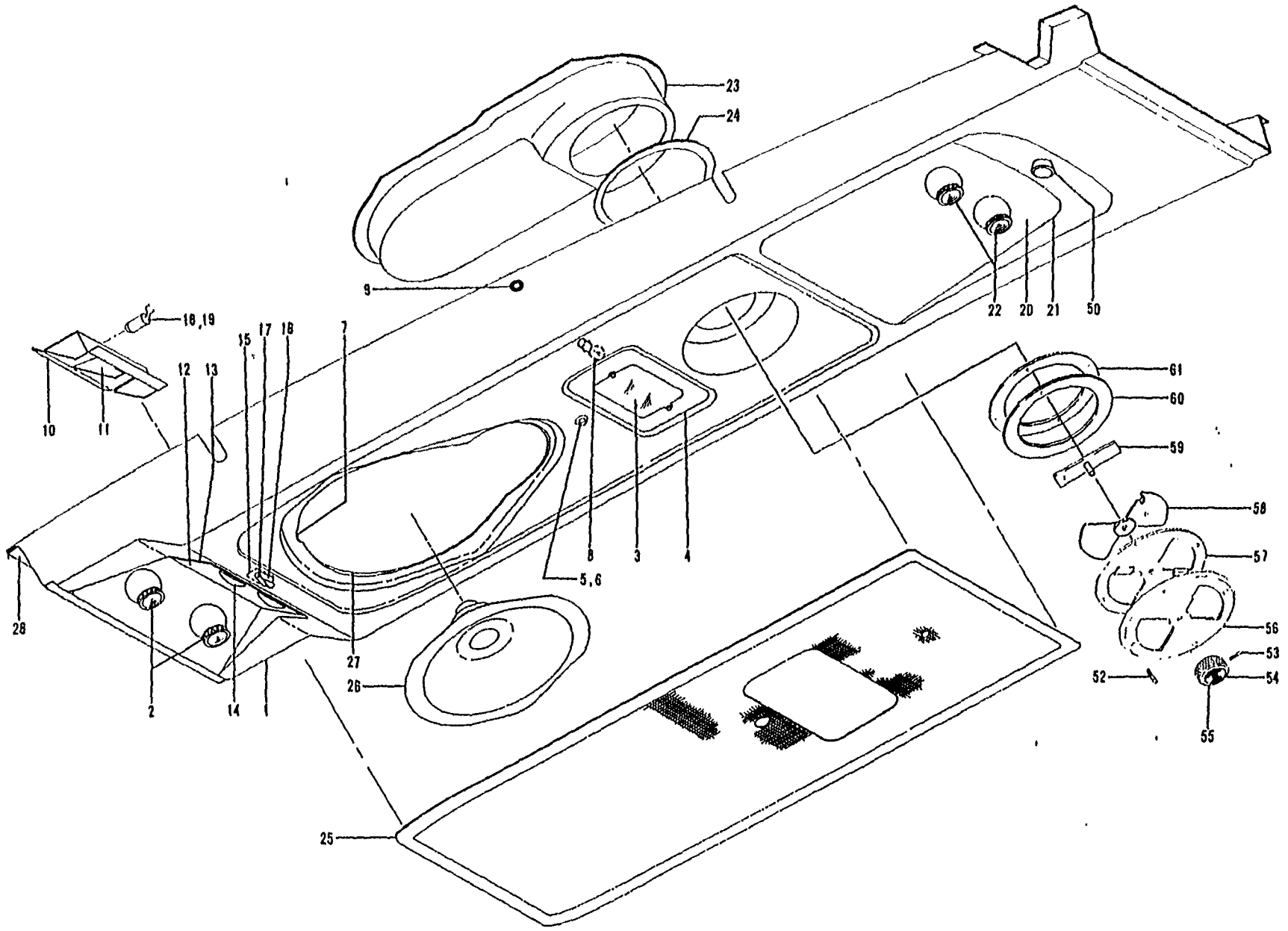
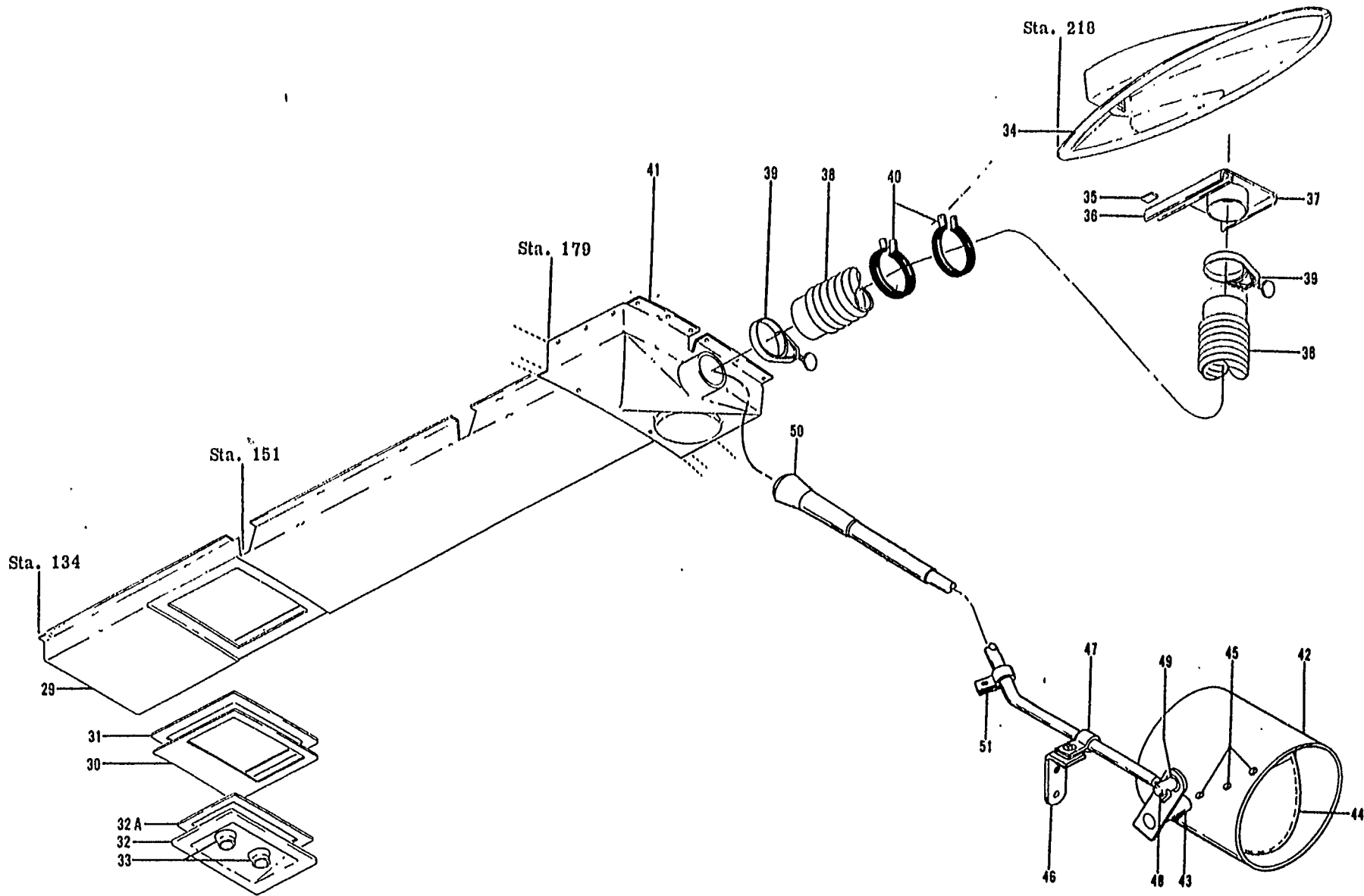


Figure 65A. Overhead Panel (Sheet 1 of 2 Sheets) (D-7977 And After)





MODEL 35 PARTS CATALOG

Figure 65A. Overhead Panel (Sheet 2 of 2 Sheets) (D-7977 And After)

FIG. & INDEX NO.	PART NO.	DESCRIPTION	UNITS PER ASSY	USABLE CN CODE
65A-	96-550013-3	PANEL INSTL,OVERHEAD FRESH AIR /4 OUTLETS/ . . .	NP	2
	96-550013-7	PANEL INSTL,OVERHEAD FRESH AIR /5 OUTLETS/ . . .	NP	2
	96-550013-11	PANEL INSTL,OVERHEAD FRESH AIR /6 OUTLETS/ . . .	NP	2
	96-550013-105	PANEL INSTL,OVERHEAD FRESH AIR /4 AIR VALVES, . 2 READING LIGHTS/	NP	3
	96-550013-107	PANEL INSTL,OVERHEAD FRESH AIR /4 AIR VALVES, . NO READING LIGHTS/	NP	3
	96-550013-109	PANEL INSTL,OVERHEAD FRESH AIR /5 AIR VALVES, . 2 READING LIGHTS/	NP	3
	96-550013-111	PANEL INSTL,OVERHEAD FRESH AIR /5 AIR VALVES, . NO READING LIGHTS/	NP	3
	96-550013-113	PANEL INSTL,OVERHEAD FRESH AIR /6 AIR VALVES, . 2 READING LIGHTS/	NP	3
	96-550013-115	PANEL INSTL,OVERHEAD FRESH AIR /6 AIR VALVES, . NO READING LIGHTS/	NP	3
	96-550013-612	. . . PANEL ASSY,OVERHEAD FRESH AIR	1	2
	96-550013-145	. . . PANEL ASSY,OVERHEAD FRESH AIR	1	3
- 1	96-550013-93	. . . SHELL,OVERHEAD PANEL FWD.	1	2
	96-550013-147	. . . SHELL,OVERHEAD PANEL FWD. /ATTACHING PARTS/	1	3
	AN531-6R8	. . . SCREW	9	
	NAS395-31-1	. . . NUT	9	
- 2	2373	. . . VALVE,PILOT AND COPILOT AIR /ATTACHING PARTS/	2	1
	NAS384-6-8P	. . . SCREW	4	
	A1181-2-1	. . . NUT /SUPERSEDES NAS446-2-1/	4	
- 3	B3550-1	. . . LIGHT,DOME. /ATTACHING PARTS/	1	1
	NAS387-632-8P	. . . SCREW	4	
	NAS697A06	. . . NUTPLATE.	4	
- 4	96-550013-53	. . . GASKET,DOME LIGHT	1	1
- 5	L18366-1	. . . SWITCH,DOME LIGHT OR READING LIGHT.	AR	1
- 6	96-550013-51	. . . GASKET,DOME LIGHT OR READING LIGHT SWITCH	AR	1
- 7	96-550013-33	. . . GASKET,SPEAKER.	1	1
- 8	89	. . . BULB,DOME LIGHT	1	1
- 9	MS35489-9	. . . GROMMET,DOME LIGHT WIRING /SUPERSEDES AN931-5-9/	1	1
	96-550013-27	. . . REFLECTOR ASSY,MAP LIGHT.	1	2
- 10	96-550013-29	. . . REFLECTOR,MAP LIGHT	1	2
- 11	96-550013-31	. . . BAFFLE,MAP LIGHT REFLECTOR.	1	2
- 12	96-550013-43	. . . COVER,MAP LIGHT /ATTACHING PARTS/	1	2
	NAS387-632-8P	. . . SCREW	2	
	NAS391-6P	. . . WASHER.	2	
	NAS697A06	. . . NUTPLATE.	2	
- 13	96-550013-47	. . . GASKET,MAP LIGHT COVER.	1	2
- 14	96-550013-45	. . . LENS,RED MAP LIGHT.	1	2
- 15	96-550013-69	. . . LENS,COLORLESS MAP LIGHT.	1	2
- 16	35-364022	. . . SHUTTER,MAP LIGHT /ATTACHING PARTS/	1	2
	ANS15C6R12	. . . SCREW	1	
	MS20365-632	. . . NUT /SUPERSEDES AN365-632/.	1	
- 17	100943YN012R	. . . SPRING,SHUTTER COMPRESSION.	1	2
	35-361028-604	. . . WIRE ASSY,CABIN LIGHTS.	1	2
- 18	35-550561-53	. . . SOCKET,MAP LIGHT /SUPERSEDES SC2611/.	2	2
- 19	89	. . . BULB,MAP LIGHT.	2	2
	96-550013-607	. . . PANEL ASSY,THIRD AND FOURTH SEAT FRESH AIR. /USE WITH NO READING LIGHTS/	1	1
	96-550013-610	. . . PANEL ASSY,THIRD AND FOURTH SEAT FRESH AIR. /USE WITH 2 READING LIGHTS/	1	3

FIG. & INDEX NO.	PART NO.	DESCRIPTION	UNITS PER ASSY	USABLE ON CODE
		1 2 3 4 5 6 7		
65A- 20	96-550013-97	. . PAN,THIRD AND FOURTH SEAT FRESH AIR	1	1
	96-550013-95	. . PAN,THIRD AND FOURTH SEAT FRESH AIR	1	3
	□NAS387-632-8P	/ATTACHING PARTS/		
	□NAS697A06	. . SCREW	8	
		. . NUTPLATE.	8	
	□1870	. . LIGHT ASSY,READING.	2	3
	□1816	. . BULB,READING LIGHT.	2	3
- 21	□96-550013-83	. . GASKET,THIRD AND FOURTH SEAT FRESH AIR PAN.	1	1
- 22	□2373	. . VALVE,THIRD AND FOURTH SEAT AIR	2	1
		/ATTACHING PARTS/		
	□NAS384-6-8P	. . SCREW	4	
	A1181-2-1	. . NUT /SUPERSEDES NAS446-2-1/	4	
- 23	□96-550013-35	. . PAN,EXHAUST VENT.	1	1
		/ATTACHING PARTS/		
	AN515C6R8	. . SCREW	3	
	□NAS697A06	. . NUTPLATE.	3	
- 24	□96-550013-37	. . GASKET,EXHAUST VENT PAN	1	1
- 25	□96-554011	. . GRILL,OVERHEAD SPEAKER.	1	1
		/ATTACHING PARTS/		
	□NAS387-632-8P	. . SCREW	8	
	MF1000-632	. . NUTPLATE.	8	
- 26	96-340164	. . SPEAKER INSTL,CABIN RADIO	NP	1
	□58690648	. . SPEAKER,OVERHEAD.	1	1
		/ATTACHING PARTS/		
	□AN525-832R8	. . SCREW	4	
	□NAS697A08	. . NUTPLATE.	4	
	□MS35489-4	. . GROMMET,OVERHEAD SPEAKER DOME	1	1
		/SUPERSEDES AN931-3-5/		
- 27	□96-550013-49	. . DOME,OVERHEAD SPEAKER	1	1
- 28	96-550013-39	. . DOUBLER,FWD SHELL	1	1
- 29	96-550013-21	. . SHELL,OVERHEAD PANEL AFT.	1	1
		/ATTACHING PARTS/		
	AN504-6R	. . SCREW,AFT	3	
	□AN531-6R8	. . SCREW,FWD	9	
	NAS395-31-1	. . NUT,FWD	9	
- 30	96-550013-85	. . DOOR,AFT OVERHEAD PANEL /FOR AIR OUTLETS/ . .	1	1
	96-550013-75	. . DOOR,AFT OVERHEAD PANEL /FOR NO AIR OUTLETS/.	1	1
		/ATTACHING PARTS/		
	□NAS384-6P	. . SCREW	11	
	NAS395-6-1	. . NUT	11	
- 31	96-550013-77	. . GASKET,OVERHEAD PANEL DOOR.	1	1
- 32	96-550013-101	. . PAN,FIFTH AND SIXTH SEAT FRESH AIR.	1	1
		/WITH 2 AIR OUTLETS/		
	96-550013-99	. . PAN,FIFTH AND SIXTH SEAT FRESH AIR.	1	1
		/WITH 1 AIR OUTLET/		
- 32A	96-550013-91	. . GASKET,FIFTH AND SIXTH SEAT FRESH AIR PAN . .	1	1
- 33	□2373	. . VALVE,FIFTH AND SIXTH SEAT AIR.	2	1
		/ATTACHING PARTS/		
	□NAS384-6-8P	. . SCREW	4	
	A1181-2-1	. . NUT /SUPERSEDES NAS446-2-1/	4	
- 34	35-554033-1	DUCT INSTL,OVERHEAD FRESH AIR	NP	1
	35-554033-7	. . SCOOP ASSY,OVERHEAD FRESH AIR	1	1
		/ATTACHING PARTS/		
	AN525-8R	. . SCREW	19	
	AN366-F832	. . NUTPLATE /SUPERSEDES 130006A832/	18	
	130006B832	. . NUTPLATE.	1	
- 35	□35-554033-15	. . SHIM,OVERHEAD FRESH AIR SCOOP	1	1
- 36	35-554033-5	. . CHANNEL,OVERHEAD FRESH AIR SCOOP.	1	1

FIG. & INDEX NO.	PART NO.	DESCRIPTION	UNITS PER ASSY	USABLE ON CODE
65A- 37	□35-554033-13	. WELD ASSY,FRESH AIR SCOOP ADAPTER	1	1
- 38	□111716AX6XX110	. DUCT,OVERHEAD FRESH AIR	1	1
- 39	□AN737RM107	. CLAMP,OVERHEAD FRESH AIR DUCT	2	1
- 40	MS21919DG54	. CLAMP,OVERHEAD FRESH AIR DUCT	2	1
		/ATTACHING PARTS/		
	AN520-10R	. SCREW	1	
	□AN960-10L	. WASHER.	1	
	□MS20365-1032	. NUT	1	
- 41	□95-554043-1	. DUCT,OVERHEAD AIR ADAPTER	1	1
		/ATTACHING PARTS/		
	AN515-6-7	. SCREW	6	
	□AN960-8L	. WASHER.	15	
	A1777-6Z3	. NUT /SUPERSEDES A1777-6Z1/.	6	

	95-554043-603	. VALVE ASSY,FRESH AIR SHUTOFF.	1	1
- 42	95-554043-5	. . . TUBE,FRESH AIR ADAPTER.	1	1
- 43	95-554043-25	. . . SHAFT AND ARM ASSY,FRESH AIR SHUTOFF VALVE.	1	1
- 44	95-554043-23	. . . PLATE ASSY,FRESH AIR SHUTOFF VALVE.	1	1
		/ATTACHING PARTS/		
- 45	AN515-440	. . . SCREW	3	
	□AN960-4L	. . . WASHER.	3	
	□MS20365-440	. . . NUT	3	

	95-554043-21 PLATE	1	1
	95-554043-19 SEAL.	1	1
- 46	□N743-13 ANGLE	1	1
- 47	□AN742-4 CLAMP,FRESH AIR VALVE	1	1
		/ATTACHING PARTS/		
	□AN515-8R6 SCREW	1	
	□AN960-8 WASHER.	1	
	□MS20365-832 NUT	1	

- 48	□35-550520 PIN,FRESH AIR VALVE	1	1
- 48	□102933S4ZJ0093 SPACER,FRESH AIR VALVE.	1	1
	□AN960-10 WASHER.	1	1
	□MS20365-1032 NUT	1	1
- 50	□35-380051-13 CONTROL,FRESH AIR INLET SHUTOFF VALVE	1	1
- 51	AN742-3 CLAMP	1	1
	□96-550015	VALVE ASSY,OVERHEAD CABIN EXHAUST	1	1
		/ATTACHING PARTS/		
- 52	NAS387-832P	SCREW	4	
	MK2000-08	NUTPLATE.	4	

	96-550015-23 KNOB ASSY,EXHAUST VALVE	1	1
		/ATTACHING PARTS/		
- 53	AN565D8H8 SCREW,SET	1	

- 54	96-550015-17 KNOB,EXHAUST VALVE /ORDER 96-550015-23/	NP	1
- 55	96-554013-1 DECAL,EXHAUST AIR VALVE	1	1
	96-550015-21 PLATE ASSY,EXHAUST VALVE	1	1
- 56	96-550015-13 PLATE,EXHAUST VALVE	1	1
- 57	35-410455-1 COVER,EXHAUST VALVE	1	1
	96-550015-1 SHUTTER ASSY,EXHAUST VALVE.	1	1
- 58	96-550015-9 SHUTTER,EXHAUST VALVE	1	1
- 59	96-550015-3 WELD ASSY,SHAFT AND ARM	1	1
	96-550015-19 RING ASSY,EXHAUST VALVE	1	1
- 60	96-550015-15 SHIM,EXHAUST VALVE RING	1	1
- 61	96-550015-11 RING,EXHAUST VALVE BACKUP	1	1

CODE EFFECTIVITY

- 1 D-7977 AND AFTER
- 3 D-8599 AND AFTER

CODE EFFECTIVITY

- 2 D-7977 THRU D-8598

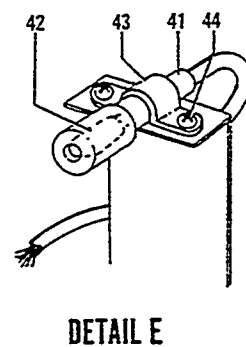
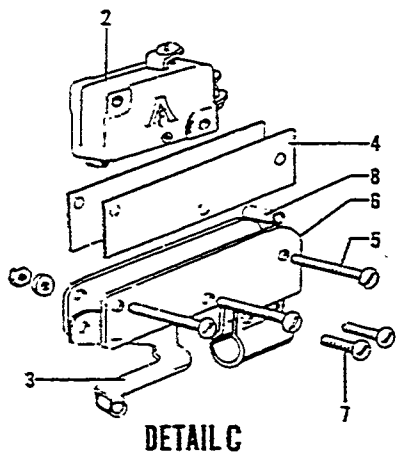
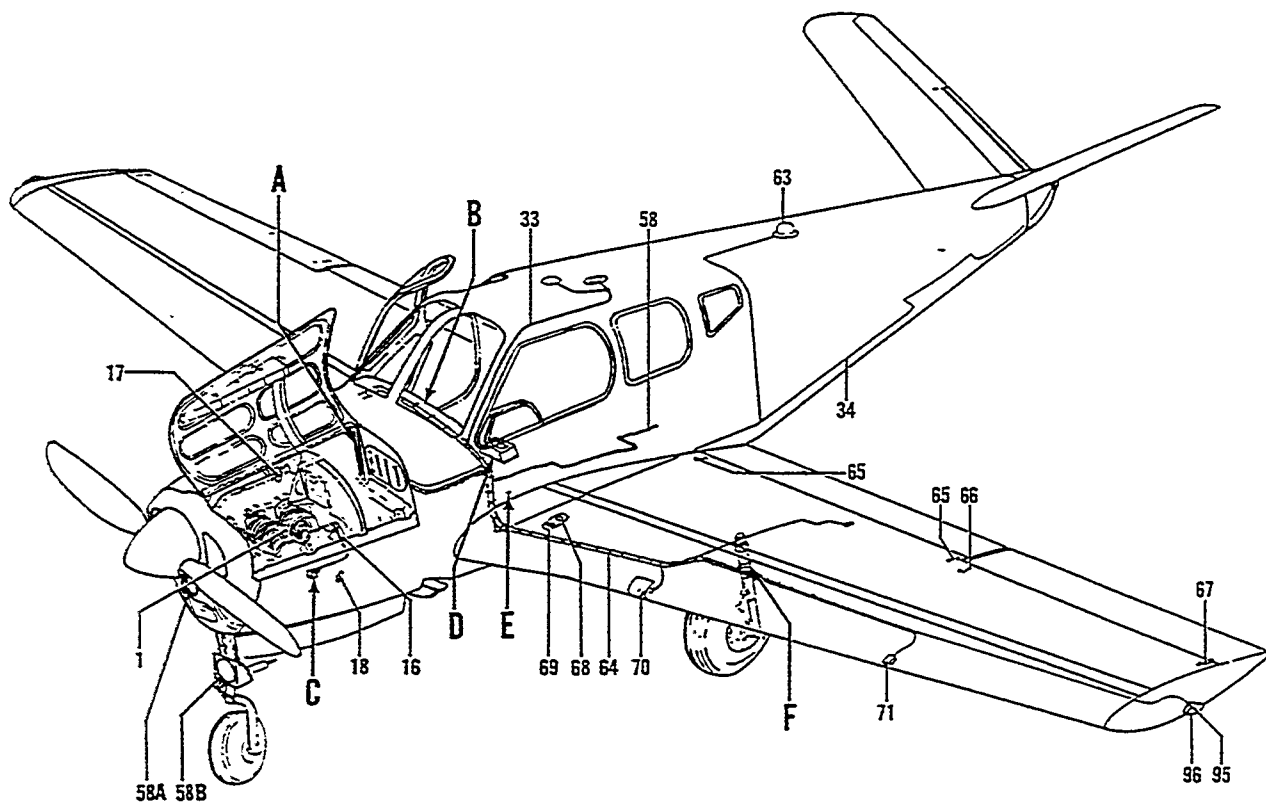


Figure 66. Electrical Components (Sheet 1 of 2 Sheets)

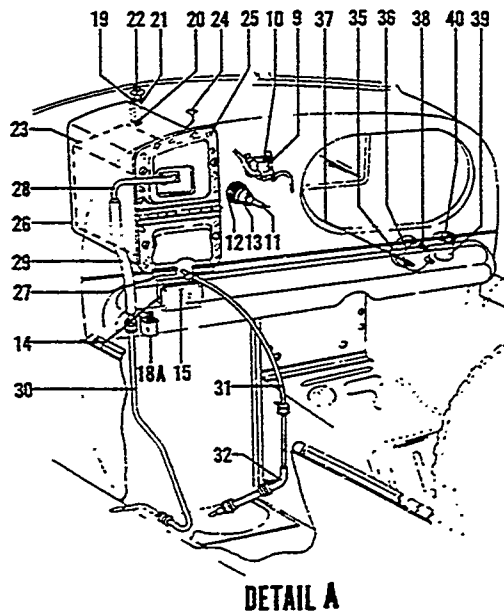
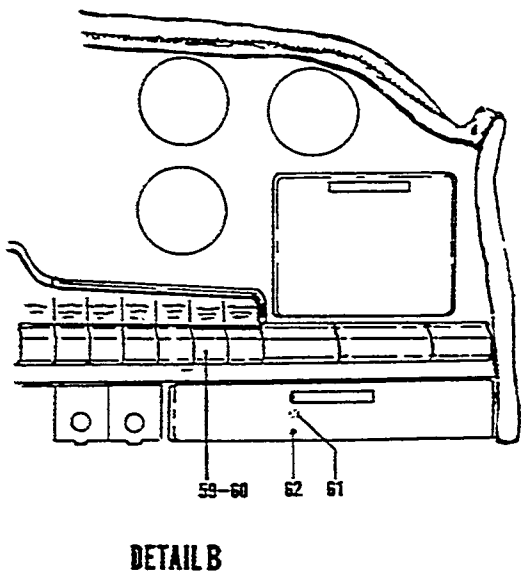
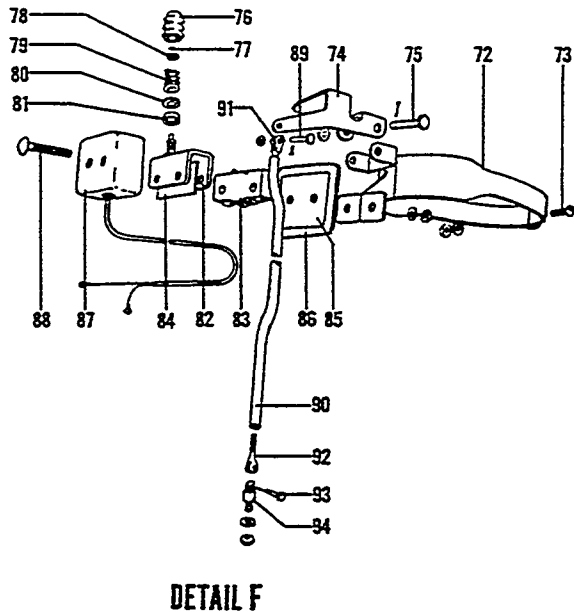
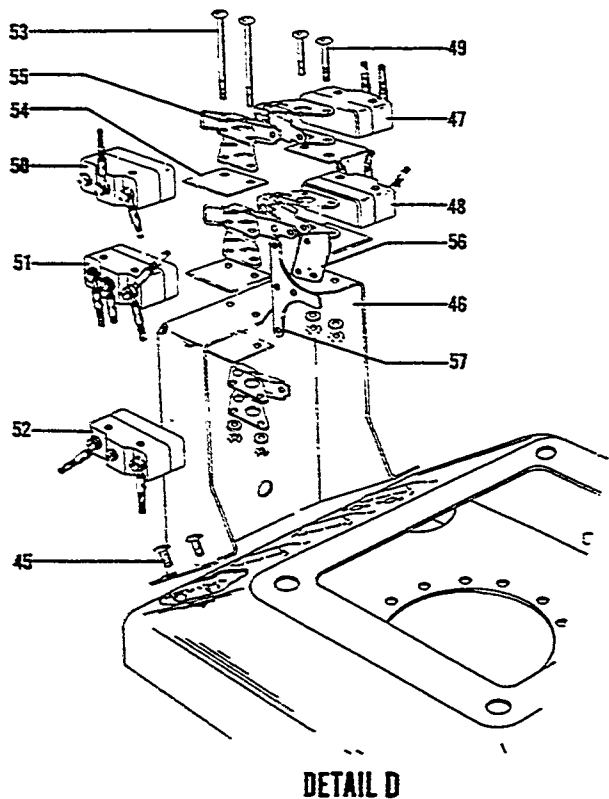


Figure 66. Electrical Components (Sheet 2 of 2 Sheets)

MODEL 35 PARTS CATALOG



FIG. & INDEX NO.	PART NO.	DESCRIPTION	UNITS PER ASSY	USABLE ON CODE
66 -	35-369002	ELECTRICAL INSTL,POWER PLANT.	NP	1
	35-369002-11	ELECTRICAL INSTL,POWER PLANT.	NP	2
	35-369002-15	ELECTRICAL INSTL,POWER PLANT.	NP	3
- 1	35-369125	. THERMOCOUPLE ASSY,CYLINDER HEAD TEMPERATURE .	1	4
	1514340	. BULB,CYLINDER HEAD TEMPERATURE ENGINE /SUPERSEDES TG1514340 & 1513431/	1	5
- 2	V3-1	. SWITCH,THROTTLE WARNING	1	12
- 3	JV5	. ACTUATOR,THROTTLE WARNING SWITCH.	1	12
- 4	35-369131	. INSULATOR,THROTTLE WARNING SWITCH /ATTACHING PARTS/	2	12
- 5	AN515-4-12	. SCREW	3	
	AN960-4	. WASHER.	6	
	MS20365-440	. NUT /SUPERSEDES AN365-440/.	3	
- 6	35-369124-1	. BRACKET,THROTTLE WARNING SWITCH /SUPERSEDES 35-369124/ /ATTACHING PARTS/	1	12
- 7	AN515-4-7	. SCREW	2	
	MS20365-440	. NUT /SUPERSEDES AN365-440/.	2	
- 8	102933D1ZA0410	. SPACER.	1	12
	1512926	. UNIT,OIL TEMPERATURE.	1	12
	AN900-1U	. GASKET,OIL TEMPERATURE UNIT	1	12
- 9	6041H187	. RELAY,BATTERY MASTER. /ATTACHING PARTS/	1	12
- 10	AN520-416R10	. SCREW	2	
- 11	35-369155-5	. HARNESS ASSY,POWER PLANT WIRING	1	4
	35-369155-13	. HARNESS ASSY,POWER PLANT WIRING	1	6
	35-369155-15	. HARNESS ASSY,POWER PLANT WIRING	1	7
	NO NUMBER	. HARNESS ASSY,POWER PLANT WIRING /MAKE FR 35-369155-15/	1	2
- 12	AN3106-28-11S	. PLUG,POWER PLANT HARNESS.	1	12
- 13	AN3057-16A	. ADAPTER,POWER PLANT HARNESS	1	12
- 14	1119224C	. REGULATOR,VOLTAGE /ATTACHING PARTS/	1	12
	NAS222-23	. SCREW	3	
	1006960-ZT016	. SPACER.	3	
	AN960-416L	. WASHER.	6	
- 15	35-369017	. INSULATION,VOLTAGE REGULATOR.	1	12
	5GA-D1	. CAPACITOR	5	12
- 16	35-369015-5	. CONDENSER ASSY.	1	
- 17	705535/MF3/	. UNIT,FILTER	2	8
- 18	4F7H	. JUMPER,BONDING. /ATTACHING PARTS/	1	12
	AN960-616	. WASHER.	1	
	AN960-416	. WASHER.	1	12
- 18A	10-176487-122	. VIBRATOR /SUPERSEDES 10-87998-1/. /ATTACHING PARTS/	1	13
	AN515-10R	. SCREW	2	
	4H7H	. JUMPER,STARTER SOLENOID BONDING	1	2
	106242-9-00504	. SLEEVING,INSULATION	1	2
	MS25171-4S	. COVER,TERMINAL /SUPERSEDES 4300/.	2	2
- 19	35-369002-1	. SUPPORT,FUSELAGE HARNESS. /ATTACHING PARTS/	1	12
- 20	AN520-1032-8	. SCREW	1	
- 21	AN525-1032-8	. SCREW	1	
	AN960-1U	. WASHER.	2	
	MS20365-1032	. NUT /SUPERSEDES AN365-1032/	1	
- 22	AN42-3	. BOLT,EYE.	1	12
- 23	118649	. BATTERY	1	12

FIG. & INDEX NO.	PART NO.	1	2	3	4	5	6	7	DESCRIPTION	UNITS PER ASSY	USABLE ON CODE
66 -	P102-2	CABLE, BATTERY POSITIVE.	1	3
	P104-2	CABLE, BATTERY GROUND.	1	3
	P68X12	CABLE, STARTER GROUND /SUPERSEDES P103-2/.	1	3
	P105-2	CABLE, SOLENOID TO STARTER	1	3
- 24	HG14G	JUMPER, BONDING.	1	
	35-415410-70	BOX ASSY, BATTERY.	1	9
	35-415410-71	BOX ASSY, BATTERY.	1	10
	35-410462-1	BOX ASSY, BATTERY.	1	3
		/ATTACHING PARTS/		
- 25	AN507-832-8	SCREW	10	8
	AN515-8R	SCREW	6	3
- 26	35-415410-36	WELD ASSY, WRAPPER	1	8
	35-410462-3	BOX ASSY.	1	3
	35-415410-16	DOOR ASSY, BATTERY BOX	1	9
	35-415410-73	DOOR ASSY, BATTERY BOX	1	10
	35-410462-5	COVER ASSY.	1	3
		/ATTACHING PARTS/		
- 27	AN515-8R8	SCREW	4	
	35-415410-48	SEAL, BATTERY BOX DOOR	1	8
	35-415410-50	SEAL, BATTERY BOX DOOR	1	8
	35-415410-52	SEAL, BATTERY BOX DOOR	1	8
- 28	35-410462-17	COVER	1	3
	35-410462-23	BLOCK ASSY.	2	3
	35-415410-38	WELD ASSY, BATTERY VENT.	1	9
	AN848-8D	ELBOW	1	10
	AN93681216	WASHER	1	10
	AN924-8D	NUT	1	10
	35-410462-25	TUBING	1	3
		/ATTACHING PARTS/		
	CS20A	CLAMP	1	
	111716AX2XX14	DUCT	1	13
		/ATTACHING PARTS/		
	CS17A	CLAMP	2	
- 29	35-369002-3	TUBE, BATTERY VENT	1	12
- 30	35-369150	TUBE, BATTERY VENT	1	12
- 31	35-369002-5	TUBE, BATTERY DRAIN GUIDE	1	12
- 32	35-369151	TUBE, BATTERY DRAIN GUIDE	1	12
	35-369002-17	TUBE	1	13
		/ATTACHING PARTS/		
	AN742D24	CLAMP	2	
	AN520-10R24	SCREW	1	
	35-364101	ELECTRICAL INSTL, FUSELAGE	NP	8
	35-364101-21	ELECTRICAL INSTL, FUSELAGE	NP	3
- 33	35-364101-3	HARNESS ASSY, CANOPY	1	11
	35-364101-17	HARNESS ASSY, CANOPY	1	14
- 34	35-364101-15	HARNESS ASSY, FUSELAGE	1	1
	35-364101-19	HARNESS ASSY, FUSELAGE	1	15
- 35	319	HORN ASSY, LANDING GEAR WARNING	1	8
- 36	35-364135	INSULATOR, WARNING HORN	1	12
		/ATTACHING PARTS/		
- 37	AN515-832-22	SCREW	3	
- 38	100696P-ZL028	SPACER	3	
- 39	1-02-000	INDICATOR, LANDING GEAR WARNING	1	12
		/ATTACHING PARTS/		
	AN526-632-12	SCREW	4	
- 40	540	FLASHER, LANDING GEAR WARNING	1	8
		/ATTACHING PARTS/		
	AN515-6-6	SCREW	2	
	AN960-6	WASHER	2	
	MS20365-632	NUT /SUPERSEDES AN365-632/	2	

FIG. & INDEX NO.	PART NO.	1	2	3	4	5	6	7	DESCRIPTION	UNITS PER ASSY	USABLE ON CODE
60 -	35-364069	LAMP ASSY,FUEL PUMP PLACARD	1	12
- 41	35-364069-2	LAMP,FUEL PUMP PLACARD.	1	12
- 42	1813	BULB,FUEL PUMP PLACARD LIGHT. /SUPERSEDES AN3121-1813/	1	12
- 43	AN750-6	CLAMP,FUEL PUMP PLACARD LAMP. /ATTACHING PARTS/	1	12
- 44	AN515-8-7	SCREW	2	
	AN960-8R	WASHER.	2	
	MS20365-832	NUT /SUPERSEDES AN365-832/.	2	
	35-364129-1	SWITCH ASSY,LANDING GEAR LIMIT. /SEE FIG. 66A/ /ATTACHING PARTS/	1	
- 45	AN515-8R8	SCREW /SUPERSEDES AN515-8-8/.	4	
	AN960-8	WASHER.	4	
- 46	35-364126	BRACKET,LANDING GEAR LIMIT SWITCH	1	
- 47	MS25026-1	SWITCH,LANDING GEAR UP DYNAMIC BRAKE.	1	
- 48	MS25026-1	SWITCH,LANDING GEAR UP LIMIT. /ATTACHING PARTS/	1	
- 49	AN515-632	SCREW	2	
- 50	MS25026-1	SWITCH,LANDING GEAR DOWN DYNAMIC BRAKE.	1	
- 51	MS25026-1	SWITCH,LANDING GEAR DOWN LIMIT.	1	
- 52	MS25026-1	SWITCH,LANDING GEAR WARNING HORN. /ATTACHING PARTS/	1	
- 53	AN515-6-40	SCREW	2	
- 54	35-364238	INSULATOR,LANDING GEAR LIMIT SWITCH	5	
- 55	35-364247	ACTUATOR,LANDING GEAR LIMIT SWITCH.	5	
- 56	35-364137	PLATE,SWITCH ACTUATOR	1	
- 57	35-364136	TAB,SWITCH ACTUATOR	1	
- 58	35-364101-1	HARNES ASSY,FLARE.	1	12
- 58A	NO NUMBER	LIGHT INSTL,PASSING /SEE FIG. 66B/.	NP	13
- 58B	95-364032	LIGHT INSTL,LANDING /SEE FIG. 66B/.	NP	13
	35-364123	LIGHT INSTL,ROTATING BEACON UPPER /OPTIONAL/.	NP	16
	35-364123-13	LIGHT INSTL,ROTATING BEACON UPPER /OPTIONAL/.	NP	13
	95-364024-1	LIGHT INSTL,ROTATING BEACON LOWER /OPTIONAL/.	NP	17
	95-364027-11	LIGHT INSTL,ROTATING BEACON LOWER /OPTIONAL/.	NP	18
	95-364027-33	LIGHT INSTL,ROTATING BEACON LOWER /OPTIONAL/.	NP	13
- 59	AN3022-2	SWITCH,ROTATING BEACON. /ATTACHING PARTS/	1	12
	AN515-6-8	SCREW	2	
- 60	35-324078-1	LEVER,SWITCH CONTROL.	1	12
- 61	PSM10	BREAKER,ROTATING BEACON CIRCUIT	1	19
	PSM15	BREAKER,ROTATING BEACON CIRCUIT /USED WITH LOWER BEACON/ /ATTACHING PARTS/	1	18
- 62	AN515-6R8	SCREW	2	
	AN960-6	WASHER.	2	
	35-364123-5	LIGHT ASSY,ROTATING UPPER	1	16
	35-364123-15	LIGHT ASSY,ROTATING UPPER	1	13
	NO NUMBER	LIGHT ASSY,ROTATING LOWER	1	17
	95-364027-9	LIGHT ASSY,ROTATING LOWER	1	18
	33-380003-3	LIGHT ASSY,ROTATING LOWER /SUPERSEDES 95-364027-29/ /ATTACHING PARTS/	1	3
	AN515-6R7	SCREW	5	
- 63	D7080A1-12	LIGHT,ROTATING UPPER. /SUPERSEDES D7080-H2/	1	
	95-364024-9	BEACON,ROTATING LOWER	1	17
	22R5Q75	CAPACITOR,ROTATING BEACON /ATTACHING PARTS/	1	20
	AN515-4R6	SCREW	1	
	AN960-4	WASHER.	1	
	MS20365-440	NUT /SUPERSEDES AN365-440/.	1	

FIG. & INDEX NO.	PART NO.	DESCRIPTION	UNITS PER ASSY	USABLE ON CODE
66 -	35-364123-1	. DOUBLER,UPPER ROTATING BEACON	1	21
	35-364013-1	. DOUBLER,UPPER ROTATING BEACON	1	22
	35-364013-3	. SHIM,UPPER ROTATING BEACON	1	22
	95-364024-3	. DOUBLER ASSY,LOWER BEACON	1	17
	95-364024-5	. . DOUBLER,LOWER BEACON.	1	17
	95-364027-3	. DOUBLER ASSY,LOWER BEACON	1	23
	95-364027-1	. . DOUBLER,LOWER BEACON.	1	23
	35-361102	ELECTRICAL INSTL,MAIN WING LH	NP	25
	35-361102-1	ELECTRICAL INSTL,MAIN WING RH	NP	25
	- 64	35-361107	. HARNESS,WIRE LH	1
35-361107-2		. HARNESS,WIRE LH	1	24
35-361107-1		. HARNESS,WIRE RH	1	8
35-361107-3		. HARNESS,WIRE RH	1	24
- 65	CP6P	. JUMPER,BOND	2	25
		/ATTACHING PARTS/		
	AN526-632-7	. SCREW	2	
	AN960-6	. WASHER.	4	
	MS20365-632	. NUT /SUPERSEDES AN365-632/.	1	
- 66	AQ8Q	. WIRE,BOND	1	25
		/ATTACHING PARTS/		
	AN526-632-7	. SCREW	2	
	AN960-6	. WASHER.	4	
	MS20365-632	. NUT /SUPERSEDES AN365-632/.	2	
- 67	AQ6Q	. WIRE,BOND	1	25
		/ATTACHING PARTS/		
	AN526-632-7	. SCREW	1	
	AN526-632-11	. SCREW	1	
	AN960-6	. WASHER.	4	
	MS20365-632	. NUT /SUPERSEDES MS20365-632/.	2	
- 68	35-361101	LIGHT INSTL,LANDING LH.	NP	8
	35-361101-1	LIGHT INSTL,LANDING RH.	NP	8
- 69	AQ6Q	. JUMPER,BONDING.	1	8
	AQ4S	. JUMPER,BONDING.	1	8
		/ATTACHING PARTS/		
	AN526-8-7	. SCREW	1	
	AN960-8	. WASHER.	1	
	MS20365-832	. NUT /SUPERSEDES AN365-832/.	1	
- 70	4522	. LAMP,LANDING LIGHT.	1	8
	45-115018	. CLAMP,LANDING LIGHT	1	8
		/ATTACHING PARTS/		
	AN515-8R8	. SCREW /SUPERSEDES AN515-8-8/.	4	
	35-361025	UNIT INSTL,STALL WARNING.	NP	25
		/SEE FIG. 66A/		
- 71	151	. UNIT,STALL WARNING WING DETECTOR.	1	25
		/ATTACHING PARTS/		
	AN507-632R8	. SCREW /SUPERSEDES AN507-632-8/.	4	
	35-361144	SWITCH INSTL,LANDING GEAR SAFETY.	NP	
		/SEE FIG. 66A/		
	35-361131-601	. SWITCH ASSY,LANDING GEAR SAFETY	1	
		/SUPERSEDES 35-361131/		
- 72	35-361133	. . BRACKET,LANDING GEAR SAFETY SWITCH.	1	
		/ATTACHING PARTS/		
- 73	AN3-5A	. . BOLT.	1	
	AN960D10	. . WASHER.	1	
	MS20365-1032	. . NUT /SUPERSEDES AN365-1032/	1	
- 74	35-361132	. . ARM,LANDING GEAR SAFETY SWITCH.	1	
		/ATTACHING PARTS/		
- 75	AN393-29	. . PIN	1	
	AN960D10	. . WASHER.	1	
	MS24665-130	. . PIN,COTTER /SUPERSEDES AN380-2-1/	1	

FIG. & INDEX NO.	PART NO.	DESCRIPTION	UNITS PER ASSY	USABLE ON CODE
66 - 76	35-361148-1	. . BOOT, LANDING GEAR SAFETY SWITCH	1	
- 77	NAS51-31	. . RING, SNAP	1	
- 78	100951DD032YF	. . WASHER.	1	
- 79	35-361150	. . SPRING, PLUNGER ASSIST	1	
- 80	AN960A816L	. . WASHER.	2	
- 81	35-361153	. . WASHER.	1	
- 82	MC2711	. . ACTUATOR, LANDING GEAR SAFETY SWITCH	1	
- 83	BZ3YT	. . SWITCH, LANDING GEAR SAFETY SWITCH	1	
- 84	35-364238	. . INSULATOR, LANDING GEAR SAFETY SWITCH.	1	
- 85	35-361134	. . COVER, LANDING GEAR SAFETY SWITCH BOX.	1	
- 86	35-361136	. . GASKET, LANDING GEAR SAFETY SWITCH BOX	1	
- 87	35-361135	. . BOX, LANDING GEAR SAFETY SWITCH. /ATTACHING PARTS/	1	
- 88	AN526-632-22	. . SCREW	2	
	AN960D6	. . WASHER.	4	
	MS20365-632	. . NUT /SUPERSEDES AN365-632/.	2	
	35-361145	. . LINK ASSY, LANDING GEAR SAFETY SWITCH. /ATTACHING PARTS/	1	12
- 89	AN393-13	. . PIN	1	
	AN960D10	. . WASHER.	2	
	MS24665-130	. . PIN, COTTER /SUPERSEDES AN380-2-1/.	1	
- 90	35-361145-2	. . LINK, LANDING GEAR SAFETY SWITCH	1	12
- 91	35-361145-4	. . FORK, LANDING GEAR SAFETY SWITCH LINK.	1	12
- 92	AN161-16RS	. . FORK, LANDING GEAR SAFETY SWITCH LINK. /ATTACHING PARTS/	1	12
- 93	AN393-13	. . PIN	1	
	AN960D10	. . WASHER.	2	
	MS24665-130	. . PIN, COTTER /SUPERSEDES AN380-2-1/.	1	
- 94	AN42-4	. . BOLT, EYE.	1	12
	AN960-10L	. . WASHER.	2	12
	AN310-3	. . NUT	1	12
	MS24665-132	. . PIN, COTTER /SUPERSEDES AN380-2-2/.	1	12
	35-361152	INDICATOR INSTL, WING TIP LIGHT LH	NP	1
	35-361152-1	INDICATOR INSTL, WING TIP LIGHT RH	NP	1
- 95	35-361703	. . INDICATOR, WING TIP LIGHT LH	1	1
	35-361703-1	. . INDICATOR, WING TIP LIGHT RH	1	1
	35-361701	LIGHT INSTL, WING POSITION LH.	NP	8
	35-361701-1	LIGHT INSTL, WING POSITION RH.	NP	8
- 96	35-361702-2	. . LAMP ASSY, WING POSITION LH.	1	8
	35-361702-4	. . LAMP ASSY, WING POSITION RH. /ATTACHING PARTS/	1	8
	AN526-632-8	. . SCREW	3	
	AN3033-1	. . LAMP ASSY, LH.	1	8
	AN3033-2	. . LAMP ASSY, RH.	1	8

CODE EFFECTIVITY	CODE EFFECTIVITY
1 D-4866 THRU D-6161	2 D-6162 THRU D-6561
3 D-6562 THRU D-6841	4 D-4866 THRU D-5155
5 D-5156 THRU D-6841	6 D-5156 THRU D-5429
7 D-5430 THRU D-6841	8 D-4866 THRU D-6561
9 D-4866 THRU D-6445	10 D-6446 THRU D-6561
11 D-4866 THRU D-5534	12 D-4866 THRU D-6841
13 D-6562 THRU D-6841	14 D-5535 THRU D-6561
15 D-6162 THRU D-6841	16 D-5331 THRU D-6561
17 D-5726 THRU D-5944	18 D-5945 THRU D-6561
19 D-5331 THRU D-5944	20 D-5331 THRU D-6841
21 D-5331 THRU D-5739	22 D-5740 AND AFTER
23 D-5945 THRU D-6841	24 D-6562 THRU D-7309
25 D-4866 AND AFTER	

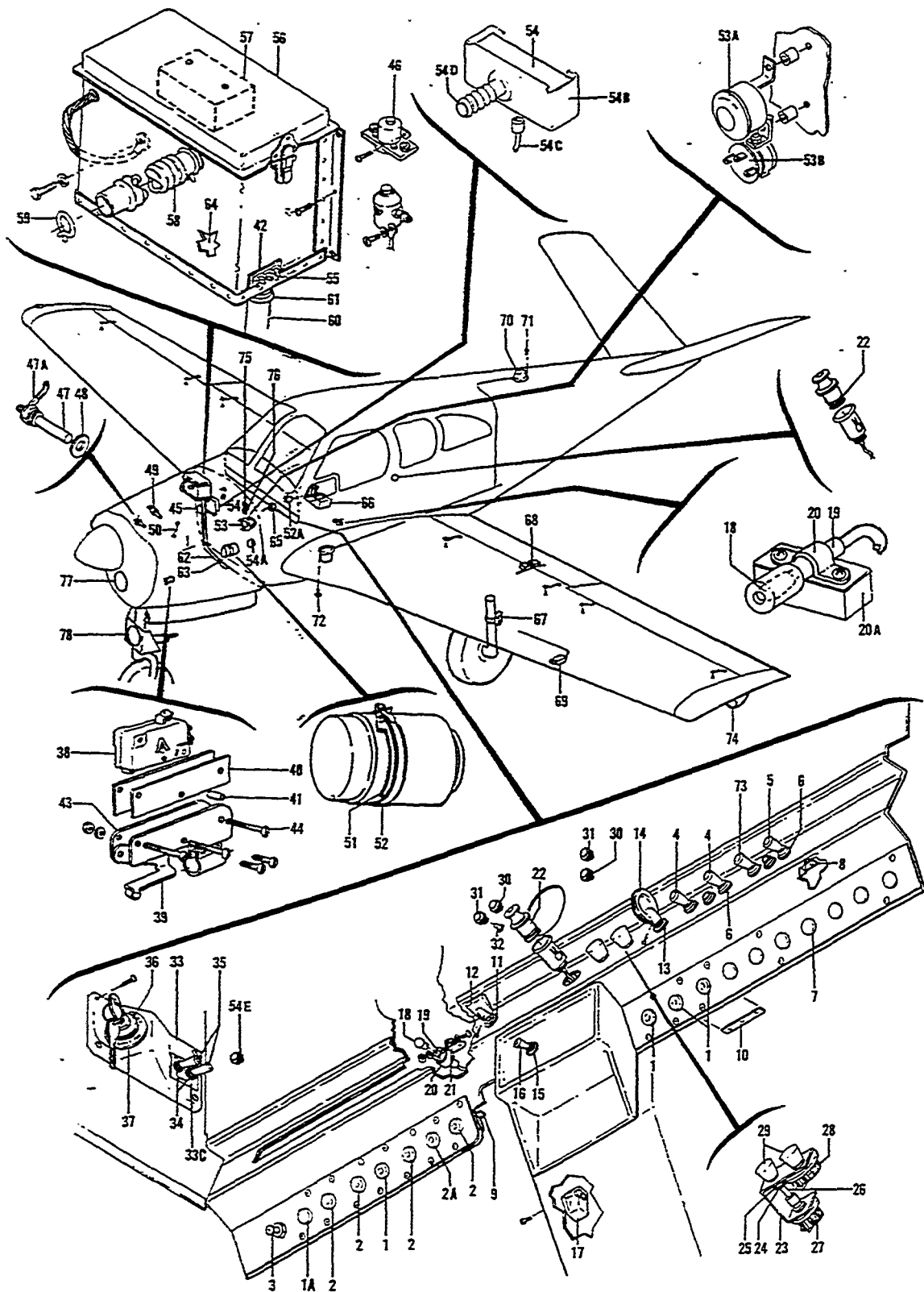


Figure 66A. Fuselage And Instrument Panel Electrical Equipment
(Sheet 1 of 2 Sheets) (D-6842 And After)

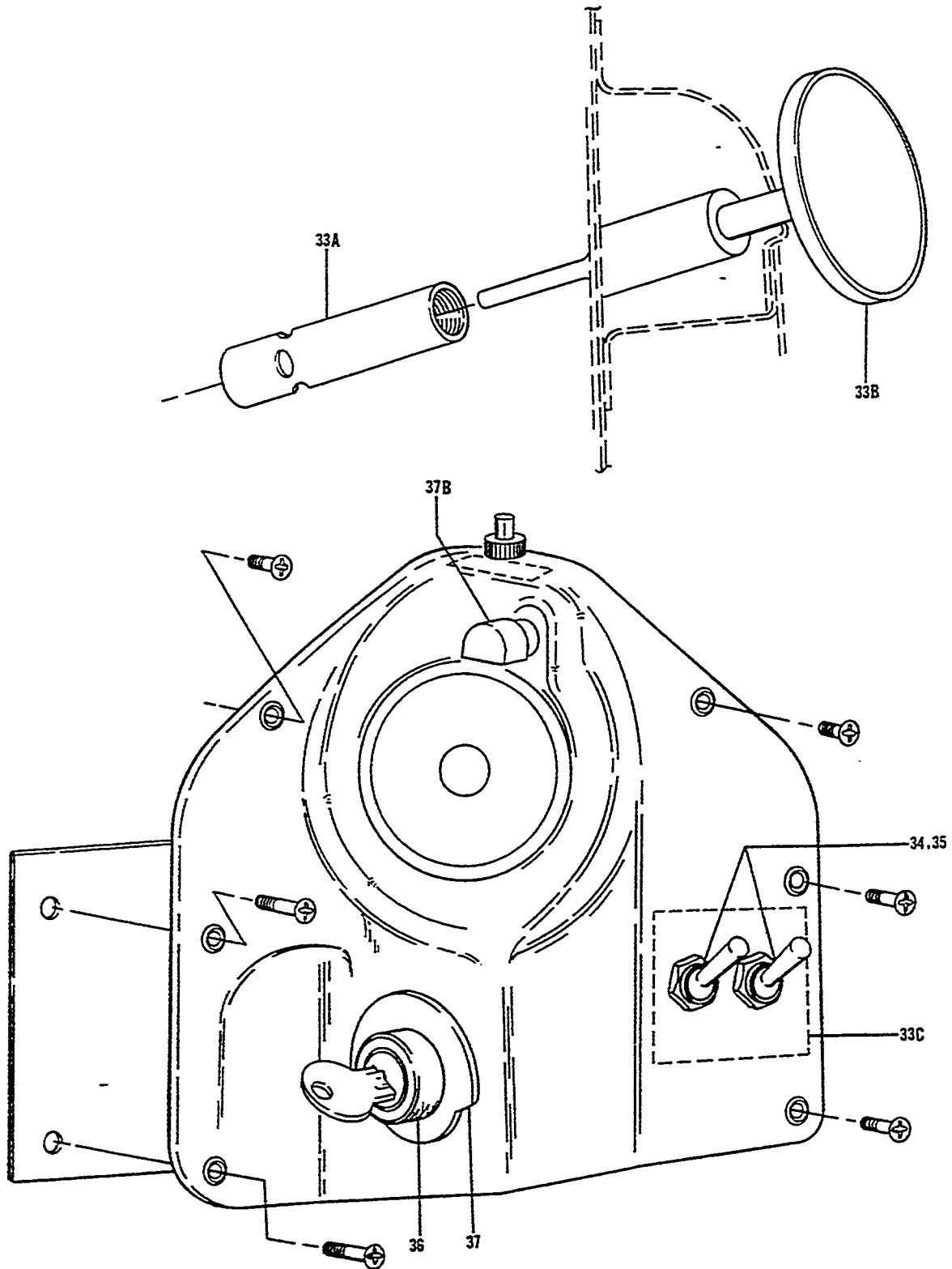


Figure 66A. Fuselage And Instrument Panel Electrical Equipment
(Sheet 2 of 2 Sheets) (D-6842 And After)

FIG. & INDEX NO.	PART NO.	DESCRIPTION	UNITS PER ASSY	USABLE ON CODE
		1 2 3 4 5 6 7		
66A-	35-364153	EQUIPMENT INSTL,FUSELAGE & INSTRUMENT PANEL ELECTRICAL	NP	1
- 1	CM10	. BREAKER,CIRCUIT	5	10
	CM10	. BREAKER,CIRCUIT	4	11
- 1A	CM15	. BREAKER,FLAP POWER CIRCUIT.	1	11
	1813	. LAMP,GLARESHIELD.	8	11
	D165-100A	. FILTER,GLARESHIELD LIGHT.	8	11
- 2	CM5	. BREAKER,CIRCUIT	4	10
- 2A	CB2310	. BREAKER,IGNITION BOOST CIRCUIT.	1	11
		/ATTACHING PARTS/		
	MS20365-632	. SCREW	2	
- 3	CB2320	. BREAKER,CIRCUIT	1	1
- 4	CB3120C	. BREAKER,CIRCUIT /SUPERSEDES CB3120A/.	2	1
- 5	113-205-102	. BREAKER,CIRCUIT /SUPERSEDES CB3105A & CB3105C/	1	1
- 6	6050C	. NUT,RING.	3	1
- 7	51043	. BUTTON,PLUG	8	1
- 8	114931-7-6	. STRIP,TERMINAL.	1	1
- 9	114931-1-13	. STRIP,TERMINAL.	1	10
	114931-1-9	. STRIP,TERMINAL.	1	11
- 10	114931-1-5	. STRIP,TERMINAL /SUPERSEDES 114931-1-3/.	1	
- 11	8857K40	. SWITCH,FLAP /SUPERSEDES 8858K39/.	1	1
- 12	118664	. LEVER,FLAP SWITCH	1	1
		/ATTACHING PARTS/		
	AN565D6H2	. SCREW,SET /SUPERSEDES AN526D6H2/.	1	
- 13	35-364171-1	. SWITCH ASSY,LANDING GEAR /SEE FIG. 68/.	1	1
	8906K1041	. SWITCH,LANDING GEAR	1	1
- 14	118665	. LEVER,LANDING GEAR SWITCH	1	1
		/ATTACHING PARTS/		
	AN565D8H2	. SCREW,SET /SUPERSEDES AN526D6H2/.	1	
- 15	35-380053-654	. SWITCH ASSY,AUXILIARY FUEL PUMP	1	1
	35-380053-7	. SWITCH.	1	1
- 16	35-380052	. KNOB.	1	1
- 17	CLM70	. BREAKER,GENERATOR CIRCUIT	1	6
	CDLM80	. BREAKER,GENERATOR CIRCUIT	1	7
		/ATTACHING PARTS/		
	AN520-10R	. SCREW	1	
	MS20365-1032	. NUT	1	
- 18	53	. BULB,FUEL SELECTOR VALVE /CLEAR/.	1	1
	53R	. BULB,TRIM TAB INDICATOR /RED/	1	1
- 19	PL1	. SOCKET /1 WIRE/	1	5
	PL2	. SOCKET /2 WIRE/	1	2
- 20	AN742-11	. CLAMP	1	1
		/ATTACHING PARTS/		
	AN515-8R	. SCREW	2	
	AN936A8	. WASHER,TOOTH LOCK	2	
	AN960-8L	. WASHER.	2	
	MS20365-832	. NUT	2	
- 20A	35-364153-9	. BLOCK,SELECTOR VALVE LIGHT.	1	2
- 21	35-369002-9	. BRACKET	1	1
- 22	35-364160	. LIGHTER ASSY,CIGAR.	2	1
- 23	35-364155	. BRACKET	1	1
- 24	119	. BEARING,PANEL	1	1
- 25	102933P7ZR0200	. SPACER.	1	1
- 26	2356	. SHAFT,EXTENDER.	1	1
- 27	R25-10RS30	. RHEOSTAT,RADIO & POST LIGHTS.	1	1
- 28	Q145-351	. RHEOSTAT,INSTRUMENT FLOOD LIGHTS.	1	1
		/SUPERSEDES R50-2RS30/		
- 29	35-380055-1	. KNOB /SUPERSEDES 35-380055/.	2	1
		/ATTACHING PARTS/		
	AN565D8-3	. SCREW,SET	1	

MODEL 35 PARTS CATALOG



FIG. & INDEX NO.	PART NO.	DESCRIPTION	1 2 3 4 5 6 7							UNITS PER ASSY	USABLE ON CODE
66A-	30	VM911M3H	. LIGHT, INDICATOR	2	10
		VM911M3A	. LIGHT, LANDING GEAR DOWN INDICATOR	1	11
-	31	VM911M2H	. LIGHT, INDICATOR /RED/	2	10
		VM911M2A	. LIGHT, LANDING GEAR UP INDICATOR	1	11
-	32	330	. LAMP.	4	10
		330	. LAMP.	2	11
-	33	35-364154-601	. ESCUTCHEON ASSY	1	5
		35-364163	. ESCUTCHEON ASSY	1	8
		33-534041-602	ESCUTCHEON ASSY /WITH OUTSIDE AIR TEMP. INDICATOR/ /SUPERSEDES 33-534041/ /ATTACHING PARTS/	1	11
		NAS387-832P	. SCREW	4	
		NAS387-832-14P	. SCREW	2	
		NAS387-832-18P	. SCREW	2	
		NAS387-832-20P	. SCREW	2	
		NAS39188P	. WASHER.	6	
			. NUT, ANCHOR.		
		96-324131-1	. SUPPORT ASSY, OUTSIDE AIR TEMP INDICATOR	1	11
-	33A	96-324131-7	. SHIELD, SUN.	1	11
-	33B	35-380019-5	. INDICATOR, OUTSIDE AIR TEMP.	1	11
-	33C	35-364162	. PLACARD	1	2
		35-380053-654	. SWITCH ASSY	2	1
-	34	35-380053-7	. SWITCH.	1	1
-	35	35-380052	. KNOB.	1	1
-	36	10-357200-1	. SWITCH & LOCK ASSY, IGNITION	1	1
		10-377007	. LOCK, SWITCH	1	1
-	37	10-126676	. DIAL, IGNITION SWITCH.	1	1
-	37B	A897081-330	. LIGHT, POST.	1	11
		1813	. LAMP.	1	11
-	38	V3-1	. SWITCH, THROTTLE WARNING	1	1
-	39	JV5	. ACTUATOR, SWITCH	1	1
-	40	35-369131	. INSULATOR, SWITCH.	2	1
-	41	102933D1ZA0410	. SPACER.	1	1
		MS25226-6-2	. BAR, BUS	2	1
-	42	MS25123-3-2	. BOARD, TERMINAL	1	1
			/ATTACHING PARTS/		
		AN51586R6	. SCREW	3	
		AN3638632	. NUT	3	
		TA15M3	. COVER	1	1
-	43	35-369124-1	. BRACKET, THROTTLE WARNING SWITCH	1	1
			/ATTACHING PARTS/		
-	44	AN515-4	. SCREW	5	
		AN960-4	. WASHER.	6	
		MS20365-440	. NUT	5	
-	45	10-176487-122	. VIBRATOR, IGNITION /SUPERSEDES 10-87998-1/	2	1
-	46	6041H187	. RELAY, BATTERY MASTER.	1	1
			/ATTACHING PARTS/		
		AN520-416R10	. SCREW	2	
		S550	. SUPPRESSOR, VOLTAGE REGULATOR.	2	7
-	47	1512926	. BULB, OIL TEMPERATURE.	1	1
-	47A	35-364153-620	. HARNESS ASSY, OIL TEMPERATURE.	1	1
		MS21045-3	. NUT /SUPERSEDES AN363-1032/	1	1
		AN960C10	. WASHER.	1	1
-	48	AN900-10	. GASKET.	1	1
-	49	1514340	. UNIT, CYLINDER HEAD TEMPERATURE.	1	1
			/SUPERSEDES TG1514340 AND 1513431/		
-	50	4G7H	. JUMPER, BONDING.	1	1
		100951X062WS	. WASHER.	1	1
		AN960-616	. WASHER.	1	1
-	51	35-369015-5	. CONDENSER ASSY.	1	1

FIG. & INDEX NO.	PART NO.	DESCRIPTION	1	2	3	4	5	6	7	UNITS PER ASSY	USABLE ON CODE
66A- 52	105798-15	. CLAMP								1	1
- 52A	169-380021-7	. HORN ASSY, STALL WARNING								1	2
		./ATTACHING PARTS/									
	AN520-10R	. SCREW								2	
	AN960-10	. WASHER.								2	
	MS20365-1032	. NUT								2	
- 53	35-364134-652	. HORN ASSY, THROTTLE WARNING.								1	1
		./ATTACHING PARTS/									
	100696P-ZL028	. SRAGER.								3	
	AN526-832	. SCREW								3	
- 53A	169-380021-5	. HORN ASSY, THROTTLE & LDG GEAR WARNING HORN.								1	2
- 53B	R102	. FLASHER								1	2
		./ATTACHING PARTS/									
	AN5156R8	. SCREW /SUPERSEDES AN520-10R/.								2	
	AN960-6	. WASHER.								2	
	MS20365-632	. NUT								2	
- 54	1119224C	. REGULATOR, VOLTAGE								1	5
	9000590	. REGULATOR, VOLTAGE								1	9
	35-380093-1	. RELAY, REGULATOR								1	3
		./SUPERSEDES 35-380093/									
	35-380093-2	. RELAY, REGULATOR								1	4
		./ATTACHING PARTS/									
	AN960-416L	. WASHER.								6	
	100696D-ZT016	. SPACER.								3	
	NAS222-23	. SCREW								3	
	35-369017-1	. PLATE, VOLTAGE REGULATOR INSULATION.								1	5
	138-1	. RELAY, OVERVOLTAGE								1	2
		./SUPERSEDES 50-380058-3/									
		./ATTACHING PARTS/									
	AN520-10R8	. BOLT.								2	
	AN960-10	. WASHER.								2	
- 54B	35-364153-7	. BRACKET								1	2
		./ATTACHING PARTS/									
	AN4-10A/M/	. BOLT.								3	
	MS20365-428	. NUT								3	
- 54C	2985054	. CABLE & PLUG ASSY								1	2
- 54D	111716AX2XX30	. DUCT, AIR.								1	2
- 54E	VM911M2A	. INDICATOR								1	2
	330	. LAMP.								1	2
	35-410462-601	. BOX ASSY, BATTERY.								1	1
- 55	35-410462-3	. BOX ASSY, BATTERY.								1	1
		./ATTACHING PARTS/									
	AN515-8R	. SCREW								6	
- 56	35-410462-5	. COVER ASSY.								1	1
- 57	35-410462-23	. BLOCK ASSY.								2	1
		./ATTACHING PARTS/									
	AN545-8R7	. SCREW								2	
- 58	111716AX2XX14	. DUCT, BATTERY VENT								1	1
		./ATTACHING PARTS/									
- 59	CS17A	. CLAMP								2	
- 60	35-410462-25	. TUBING, TYGON.								1	1
		./ATTACHING PARTS/									
- 61	CS20A	. CLAMP								1	

FIG. & INDEX NO.	PART NO.	1	2	3	4	5	6	7	DESCRIPTION	UNITS PER ASSY	USABLE ON CODE	
66A- 62	35-369002-17	TUBE	1	1	
- 63	AN742D24	CLAMP	2	1	
		/ATTACHING PARTS/										
	NAS43-3-64	SPACER.	1		
	AN520-10R24	SCREW	1		
	AN960-10L	WASHER.	1		
	MS20365-1032	NUT /SUPERSEDES AN365-1032/	1		
- 64	118649	BATTERY	1	1	
- 65	MS3106A10SBL3S	RECEPTACLE,TURN & BANK INSTRUMENT	1	1	
		/SUPERSEDES AN3106A10SL3S/										
- 66	35-364129-601	SWITCH ASSY,LANDING GEAR LIMIT /SEE FIG. 66/.	1	1	
- 67	35-361144	SWITCH INSTL,LANDING GEAR SAFETY /SEE FIG. 66/.	NP	1	
- 68	45-361115	SWITCH INSTL,FLAP LIMIT /SEE FIG. 24/	NP	1	
- 69	35-361025	UNIT INSTL,STALL WARNING /SEE FIG. 66/.	NP	1	
	35-364161-1	LAMP INSTL,UPPER ROTATING BEACON /OPTIONAL/	NP	1	
	35-364161-3	LAMP INSTL,UPPER ROTATING BEACON /OPTIONAL/	NP	1	
	35-364161-5	LAMP INSTL,DUAL ROTATING BEACON /OPTIONAL/.	NP	1	
	35-364161-7	LAMP INSTL,DUAL ROTATING BEACON /OPTIONAL/.	NP	1	
- 70	35-364123-5	BEACON ASSY,UPPER /USE ON 35-364161-1 &	1	1	
		35-364161-5 INSTALLATIONS/										
	33-380003-1	BEACON ASSY,UPPER /USE ON 35-364161-3 &	1	1	
		35-364161-7 INSTALLATIONS/										
	95-364027-9	BEACON ASSY,LOWER /USE ON 35-364161-5	1	1	
		INSTALLATION/										
	95-364027-35	BEACON ASSY,LOWER /USE ON 35-364161-7	1	1	
		INSTALLATION/										
		/ATTACHING PARTS/										
- 71	AN515-6R7	SCREW	5		
- 72	AN515-6R8	SCREW	5		
- 73	CB3115A	SWITCH,ROTATING BEACON.	1	1	
		/ATTACHING PARTS/										
	100951X031XB	WASHER.	1		
	6050C	NUT,RING.	1		
		/ATTACHING PARTS/										
	35-361701	LIGHT INSTL,WING POSITION,LH.	NP	5	
	35-361701-1	LIGHT INSTL,WING POSITION,RH.	NP	5	
	35-170005-19	TIP ASSY,LH WING /SUPERSEDES 35-170005-1/	1	2	
	35-170005-20	TIP ASSY,RH WING /SUPERSEDES 35-17005-2/.	1	2	
- 74	35-361702-2	LAMP ASSY,LH.	1	5	
	35-361702-4	LAMP ASSY,RH.	1	5	
	A1825	CONTACT ASSY,POSITION LIGHT	1	2	
	1512	BULB,POSITION	1	2	
	AN3042-1	COVER,LH POSITION LIGHT /RED/	1	2	
	AN3042-2	COVER,RH POSITION LIGHT /GREEN/	1	2	
	35-170005-13	END COVER,LH POSITION LIGHT	1	2	
	35-170005-14	END COVER,RH POSITION LIGHT	1	2	
		/ATTACHING PARTS/										
	AN526-632-8	SCREW	3		
	NAS387-632R20	SCREW	3		
- 75	4532	BLOCK,FUSE.	1	11	
	AGC3	FUSE.	3	11	
- 76	0-380048-9	RELAY,ALTERNATOR OUT.	1	11	
- 77	NO NUMBER	LIGHT INSTL,PASSING /SEE FIG. 66B/.	NP	10	
- 78	95-364032	LIGHT INSTL,LANDING /SEE FIG. 66B/.	NP	10	
	35-364258	LIGHT INSTL,STEERABLE LANDING /SEE FIG. 66B/.	NP	11	

CODE EFFECTIVITY

CODE EFFECTIVITY

1	D-6842 AND AFTER	2	D-7310 AND AFTER
3	D-8265 THRU D-8856	4	D-8857 AND AFTER
5	D-6842 THRU D-7309	6	D-6842 THRU D-7518
7	D-7519 AND AFTER	8	D-7310 THRU D-8598
9	D-7310 THRU D-8264	10	D-6842 THRU D-8598
11	D-8599 AND AFTER		

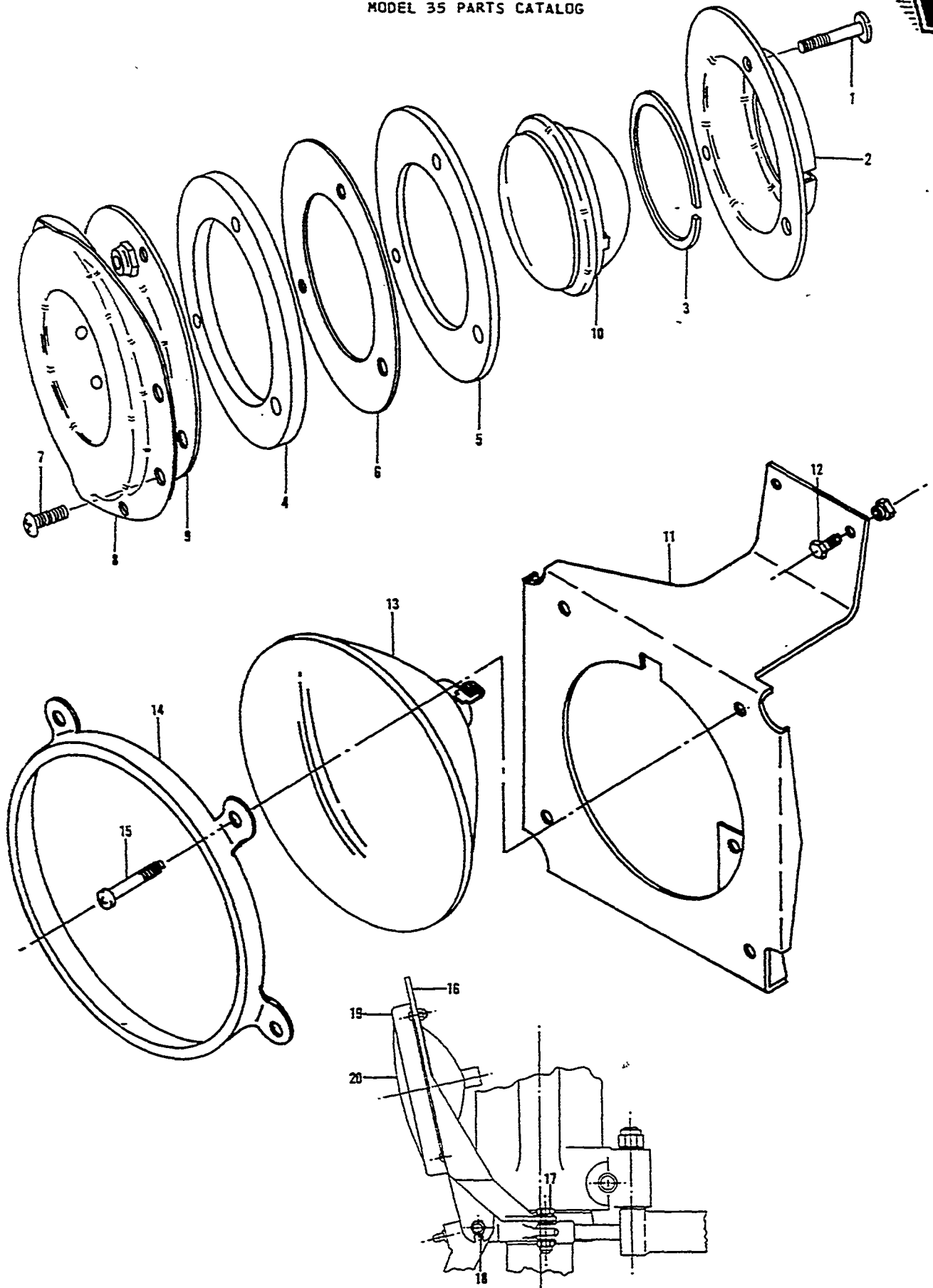


Figure 66B. Landing and Taxi Lights (D-6562 and After)



MODEL 35 PARTS CATALOG

FIG. & INDEX NO.	PART NO.	DESCRIPTION	UNITS PER ASSY	USABLE CN CODE
		1 2 3 4 5 6 7		
66B-	NO NUMBER	LIGHT INSTL,PASSING /SEE FIG. 66 FOR NHA/ . . .	NP	8
	□45-364164	. RETAINER ASSY,PASSING LIGHT	1	8
		//ATTACHING PARTS/		
- 1	□AN515-8R12	. SGREW	3	
	□AN960-8	. WASHER	3	
	□MS20365-832	. NUT /SUPERSEDES AN365-832/.	3	
- 2	□45-364164-1	. . . RETAINER,PASSING LIGHT.	1	8
- 3	□45-364164-3	. . . SEAL,PASSING LIGHT.	1	8
	45-364165	. SEAL ASSY,PASSING LIGHT	1	2
	□45-364165-7	. SEAL ASSY,PASSING LIGHT	1	3
- 4	□45-364165-1	. . . SEAL,PASSING LIGHT.	1	2
	□45-364165-9	. . . SEAL,SEGMENT.	1	3
- 5	□45-364165-3	. . . SEAL,PASSING LIGHT.	1	2
- 6	□45-364165-5	. . . RING,PASSING LIGHT.	1	2
	□45-364182	. BRACKET ASSY,PASSING LIGHT.	1	4
	35-410446-277	. COVER ASSY,PASSING LIGHT.	1	6
	35-410446-231	. COVER ASSY,PASSING LIGHT.	1	5
		//ATTACHING PARTS/		
- 7	□AN515-8R7	. SGREW	8	
- 8	45-364182-1	. . . BRACKET,FWD	1	4
	35-410446-233	. . . COVER,FWD	1	5
	□35-410446-279	. . . COVER,FWD	1	6
- 9	□45-364182-3	. . . BRACKET,AFT	1	8
- 10	□4313	. BULB,PASSING LIGHT.	1	8
	□95-364032	LIGHT INSTL,LANDING /SEE FIG. 66A FOR NHA/. . .	NP	1
	□95-364032-601	. LIGHT ASSY,LANDING.	1	1
- 11	□95-364032-1	. . . BRACKET ASSY,LANDING LIGHT.	1	1
		//ATTACHING PARTS/		
- 12	AN3A	. . . BOLT.	3	
	□MS20365-1032	. . . NUT	3	
- 13	□4522	. . . BULB,LANDING LIGHT.	1	1
- 14	□45-115018	. . . CLAMP,LANDING LIGHT BULB.	1	1
		//ATTACHING PARTS/		
- 15	□AN515-8R18	. . . SCREW	4	
	□MS20365-832	. . . NUT	4	
	35-364258	LIGHT INSTL,STEERABLE LANDING	NP	7
- 16	35-364259-1	. BRACKET	1	7
		//ATTACHING PARTS/		
- 17	□AN3-10/M/	. BOLT.	1	
	□AN960-10	. WASHER.	AR	
	□MS20364-1032	. NUT	1	
- 18	□MS20365-428	. NUT	2	
- 19	□96-364012-5	. CLAMP	1	7
		//ATTACHING PARTS/		
	□AN515-8R6	. SCREW	4	
	□MS20365-832	. NUT	4	
- 20	□4313	. BULB,LANDING LIGHT.	1	7

CODE EFFECTIVITY

CODE EFFECTIVITY

- | | |
|----------------------|----------------------|
| 1 D-6562 THRU D-8598 | 2 D-6562 THRU D-6841 |
| 3 D-6842 AND AFTER | 4 D-6562 THRU D-7309 |
| 5 D-7310 THRU D-7712 | 6 D-7713 AND AFTER |
| 7 D-8599 AND AFTER | 8 D-6562 AND AFTER |
| 9 D-6842 AND AFTER | |

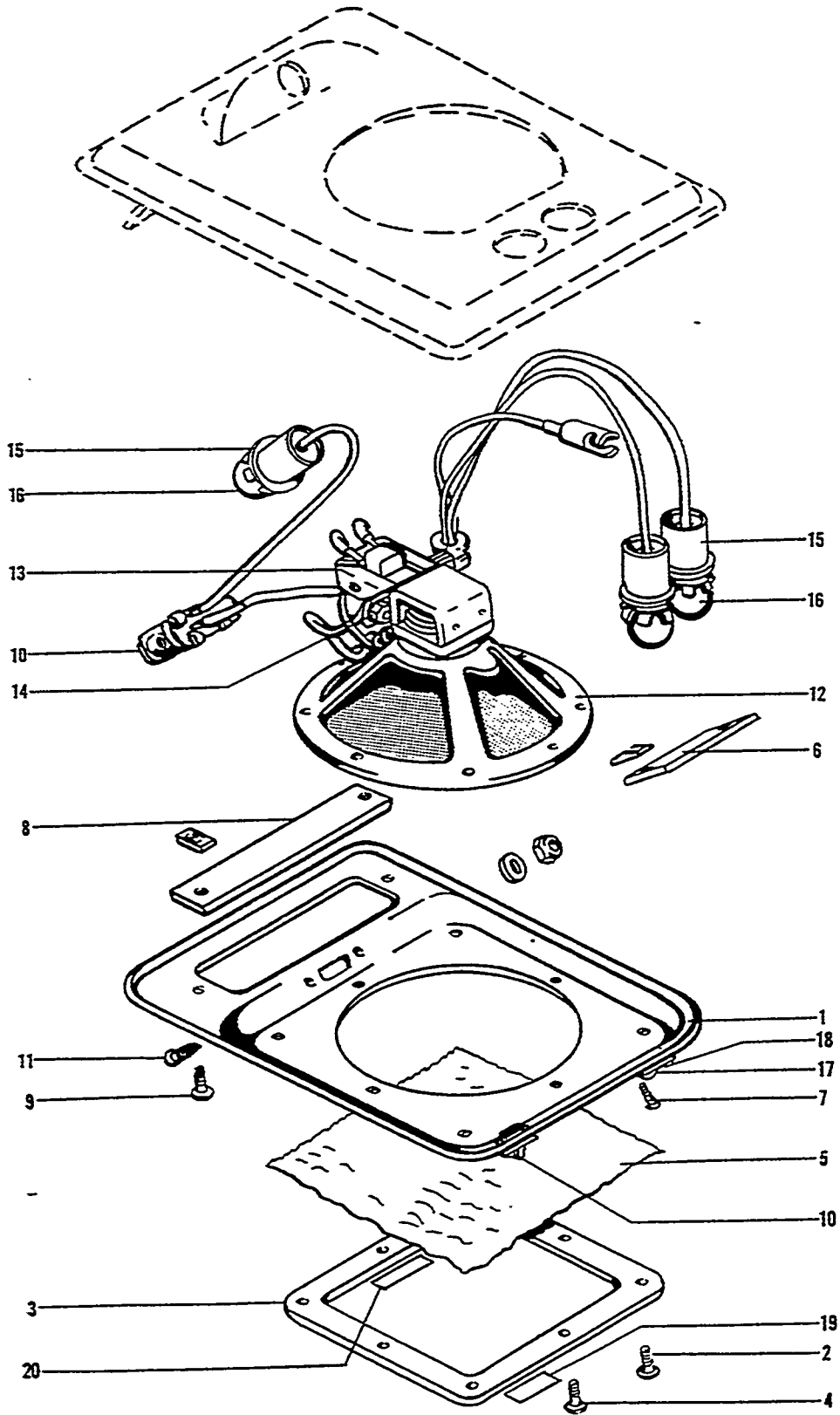


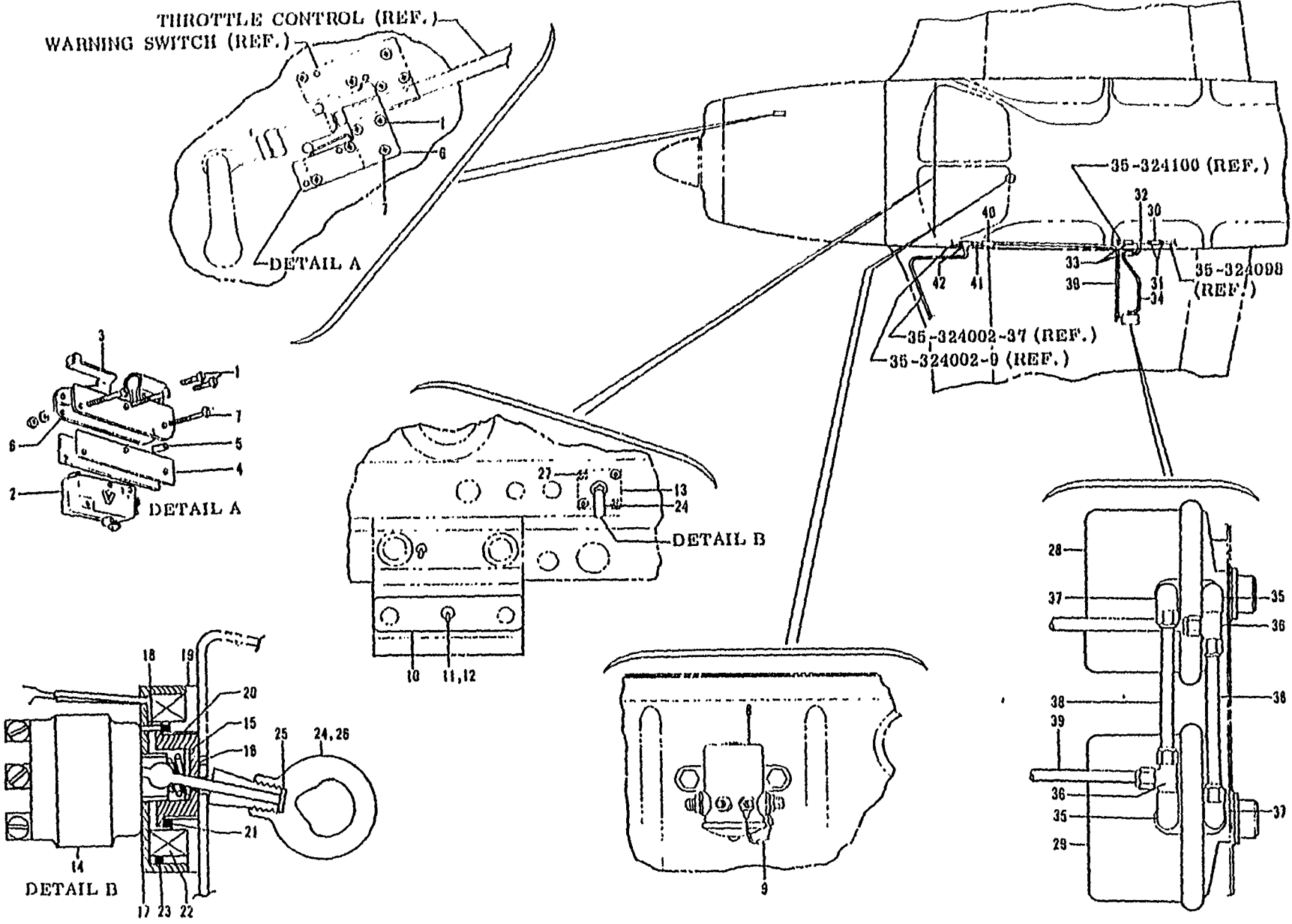
Figure 67. Speaker and Light Unit (D-4866 thru D-6561)

FIG. & INDEX NO.	PART NO.	DESCRIPTION	UNITS PER ASSY	USABLE ON CODE
67	35-344140	UNIT INSTL,SPEAKER & LIGHT.	NP	1
	95-344010-1	UNIT INSTL,SPEAKER & LIGHT.	NP	2
	95-344010-7	UNIT INSTL,SPEAKER & LIGHT.	NP	3
- 1	□35-344141	• ESCUTCHEON,SPEAKER & LIGHT UNIT /ATTACHING PARTS/	1	
- 2	□NAS387-632-10P	• SCREW	4	
- 3	□35-344152	• FRAME,SPEAKER GRILL /ATTACHING PARTS/	1	4
- 4	□NAS387-632-10P	• SCREW	4	
	□AN960-6	• WASHER	4	
	□AN365-632	• NUT	4	
- 5	35-344148	• GRILL ASSY,SPEAKER.	1	1
	□35-344169	• GRILL ASSY,SPEAKER.	1	5
- 6	□35-344147	• LENS,INSTRUMENT LIGHT /ATTACHING PARTS/	1	4
- 7	□AN530-4R6	• SCREW	2	
	NAS446-1	• NUT	2	
- 8	□35-344146	• LENS,DOME LIGHT /ATTACHING PARTS/	1	4
- 9	□AN530-4R6	• SCREW	2	
	NAS446-1	• NUT	2	
- 10	SS-32-1	• SWITCH,SLIDE. /ATTACHING PARTS/	1	
- 11	□AN515-4R8	• SCREW	2	1
	AN530-4R	• SCREW	2	5
	102933DIYC0250	• SPACER.	2	1
	AN365-440	• NUT	2	1
	A157-017-1	• NUT	2	5
- 12	□35-344158	• SPEAKER ASSY.	1	4
	□S10340	• SPEAKER	1	4
- 13	A-3005	• TRANSFORMER	1	4
	□A-8101	• TRANSFORMER /ALTERNATE FOR A-3005/ /ATTACHING PARTS/	1	4
- 14	□AN515-6R6	• SCREW	2	
	AN936A6	• WASHER.	2	
	□AN365-632	• NUT	2	
- 15	□SC2611	• SOCKET.	3	
- 16	□89	• BULB /SUPERSEDES 896CP/	3	
- 17	35-364022	• SHUTTER,OVERHEAD LIGHT. /ATTACHING PARTS/	1	5
- 18	AN515-6R10	• SCREW	1	
	□AN365-632	• NUT	1	
	100943YN012R	• SPRING.	1	
- 19	95-364022	• PLACARD,MAP LIGHT SWITCH.	1	5
- 20	95-364023	• PLACARD,DOME LIGHT SWITCH	1	5

CODE EFFECTIVITY

CODE EFFECTIVITY

1	D-4866 THRU D-5534	2	D-5535 THRU D-5725
3	D-5726 THRU D-6561	4	D-4866 THRU D-6561
5	D-5535 THRU D-6561		



MODEL 35 PARTS CATALOG

Figure 68. Magic Hand Landing Gear Safety System (D-7842 and After)



MODEL 35 PARTS CATALOG

FIG. & INDEX NO.	PART NO.	DESCRIPTION	UNITS PER ASSY	USABLE ON CODE
		1 2 3-4 5 6 7		
68 -	35-364170-1	EQUIPMENT INSTL, LANDING GEAR SAFETY SYSTEM. . .	NP	1
	35-364153-606	. SWITCH ASSY, LANDING GEAR SAFETY	1	1
		/ATTACHING PARTS/		
- 1	AN515-4R6	. SCREW	2	
	AN960-4	. WASHER.	2	
	MS20365-440	. NUT	2	
- 2	V3-1	. . SWITCH, LANDING GEAR SAFETY.	1	1
- 3	JV5	. . ACTUATOR, SWITCH	1	1
- 4	35-369131	. . INSULATOR, SWITCH.	2	1
- 5	10293301ZA0410	. . SPACER.	1	1
- 6	35-369124-3	. . BRACKET /SUPERSEDES 35-369124/.	1	1
- 7	AN515-4R12	. . SCREW	3	1
	AN960-4	. . WASHER.	6	1
	MS20365-440	. . NUT	3	1
- 8	70-111224	. RELAY	1	1
		/ATTACHING PARTS/		
	AN3-10/M/	. BOLT.	2	
	AN960-10	. WASHER.	4	
	130007A1032	. NUT	2	
	35-361028-603	. HARNESS ASSY, LANDING GEAR SAFETY SYSTEM . . .	1	1
		WIRING		
- 9	1N4004	. . DIODE /SUPERSEDES 3029/	1	1
- 10	35-944071-1	. PLATE, ENGINE CONTROL LOWER IDENTIFICATION . . .	1	4
	35-944072-1	. PLATE, ENGINE CONTROL LOWER IDENTIFICATION . . .	1	5
- 11	35-380053-11	. SWITCH, LANDING GEAR SAFETY SYSTEM	1	1
- 12	35-380052	. KNOB, SWITCH	1	1
- 13	35-364171-1	. SWITCH ASSY, LANDING GEAR SAFETY	1	1
		/ATTACHING PARTS/		
	AN507-632R8	. SCREW	2	
- 14	35-364171-7	. . SWITCH.	1	1
- 15	35-364171-3	. . SPRING.	1	1
- 16	35-364171-9	. . LATCH, SOLENOID.	1	1
	35-364171-11	. . HOUSING ASSY.	1	1
- 17	35-364171-21	. . HOUSING	1	1
- 18	35-364171-19	. . PIN	1	1
	35-364171-13	. . CAP ASSY.	1	1
- 19	35-364171-17	. . CAP	1	1
- 20	35-364171-15	. . BEARING, SLEEVE.	1	1
- 21	105090D050-12G	. . WASHER.	1	1
- 22	35-380079-1	. . COIL ASSY, LANDING GEAR SAFETY SWITCH.	1	1
- 23	AN6227827	. . O RING.	1	1
- 24	35-380087	. . LEVER, LANDING GEAR SWITCH	1	1
- 25	AN960-4	. . WASHER.	AR	1
- 26	AN565D8H2	. . SCREW, SET	1	1
- 27	AN507-632R5	. . SCREW	2	1
- 28	35-380092-7	. SWITCH, PRESSURE /SUPERSEDES 1820-5FR24- . . .	1	1
		190549-00/		
- 29	35-380092-11	. SWITCH, PRESSURE /SUPERSEDES 1820-10FR24- . . .	1	1
		190550-00/		
	AN960-1416	. WASHER /USE AS SHIMS FOR SWITCHES/.	AR	1
	35-364170-5	. FLIGHT MANUAL SUPPLEMENT, FAA APPROVED	1	1
	35-324002-45	. LINES INSTL, PITOT AND INSTRUMENT.	NP	2
	35-324002-123	. LINES INSTL, PITOT AND INSTRUMENT.	NP	3
- 30	35-324002-75	. HOSE	1	2
	35-324002-91	. . CONNECTOR, TUBE.	1	3
- 31	AN737RM22	. . CLAMP	2	2
- 32	35-324002-57	. . TUBE ASSY	1	2
	35-324002-85	. . TUBE ASSY	1	3
- 33	35-324002-47	. . SPLICE, TUBE	2	2
	35-324002-93	. . SPLICE, TUBE	2	3

FIG. & INDEX NO.	PART NO.	1	2	3	4	5	6	7	DESCRIPTION	UNITS PER ASSY	USAPLE ON CODE
68 - 34	35-324002-71	TUBE,PRESSURE SWITCH.	1	1
- 35	AN914-1D	ELBOW	2	1
- 36	□271P1/4-1/8	TEE	2	1
- 37	□269P1/4-1/8	ELBOW	2	1
- 38	35-324002-73	TUBE,PRESSURE SWITCH.	2	1
- 39	35-324002-49	TUBE,PRESSURE SWITCH.	1	1
- 40	35-324002-47	SPLICE,TUBE	1	2
- 41	35-324002-91	SPLICE,TUBE	1	3
- 41	35-324002-53	TUBE ASSY	1	1
- 42	□AN824-4D	TEE	1	1

NOTE SEE FIG. 648 & 64C FOR THE BALANCE OF THE
PITOT AND INSTRUMENT LINES.

CODE EFFECTIVITY

- 1 D-7842 AND AFTER
- 3 D-7977 AND AFTER
- 5 D-8021 AND AFTER

CODE EFFECTIVITY

- 2 D-7842 THRU D-7976
- 4 D-7842 THRU D-8020

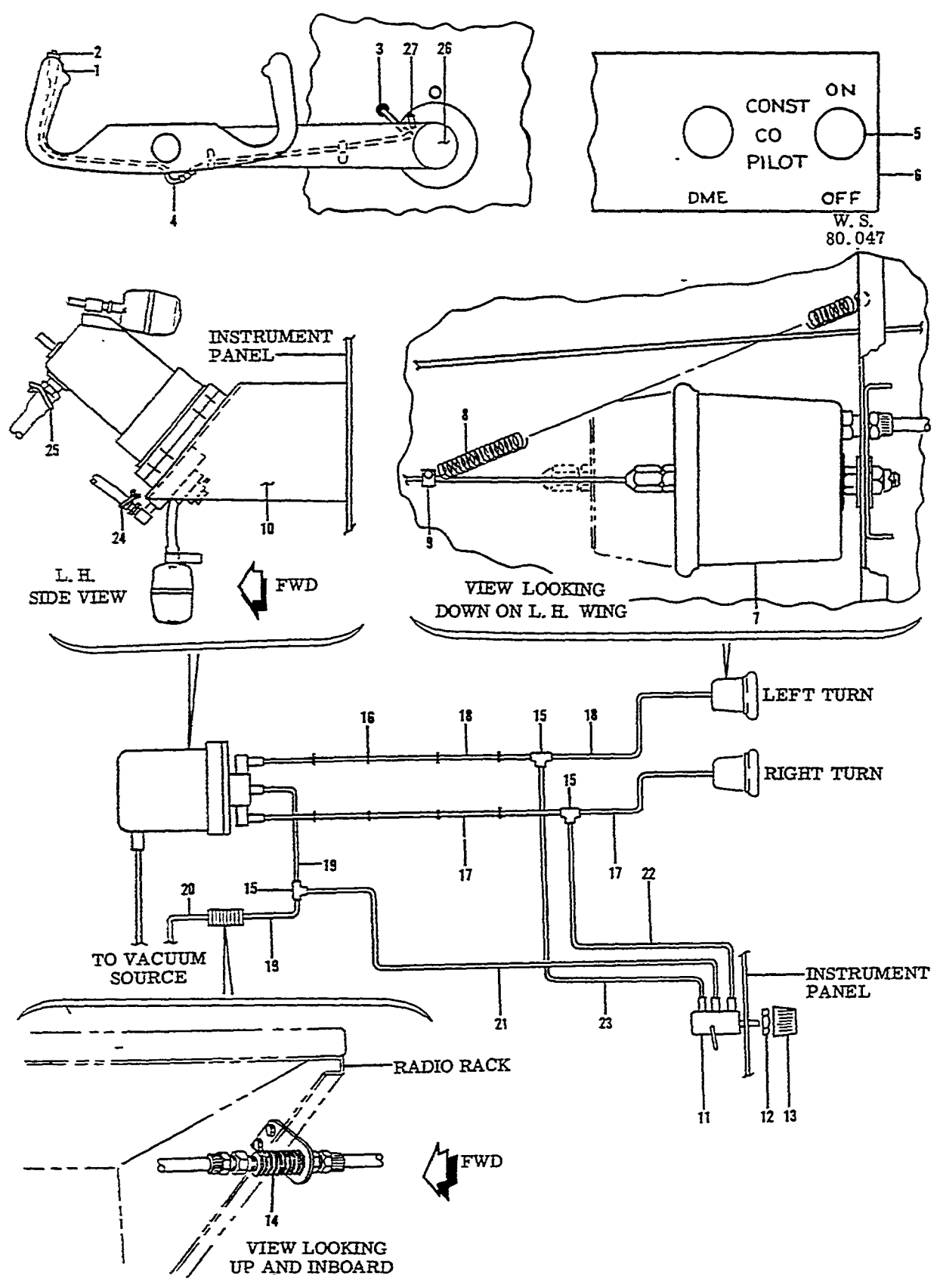


Figure 69. Constant Copilot Stability Augmentation System (D-7977 Thru D-8598)

FIG. & INDEX NO.	PART NO.	DESCRIPTION	UNITS PER ASSY	USABLE CN CODE
69	33-500003-1	STABILITY AGUMENTATION SYTEM INSTL /BSA2/	NP	1
- 1	□35-663-1A-M	. WHEEL ASSY,CONTROL.	1	2
	35-380060-31	. WHEEL ASSY,CONTROL.	1	3
	60-524080-3	. WHEEL ASSY,CONTROL.	1	4
- 2	□C4100Y2	. SWITCH.	1	2
	30-15	. SWITCH.	1	5
- 3	AN31A4-7	. GRGMMET	1	2
	□MS35489-1	. GROMMET	1	5
- 4	□9-4001-23-91	. KOIL,KORD /SUPERSEDES 4001-23/.	1	2
	□8409	. KOIL,KORD	1	5
		/ATTACHING PARTS/		
	□AN742-6	. CLAMP /USE WITH 4001-23 KOIL KORD/.	2	
	□MS21919DG2	. CLAMP /USE WITH 8409 KOIL KORD/	2	
	AN530-8R4	. SCREW	2	
- 5	□MS35058-23	. SWITCH,SUBPANEL	1	1
- 6	35-324434	. PLACARD,SUBPANEL /CONSTANT COPILOT/	1	1
- 7	□1755	. AILERON SERVO ASSY.	2	1
- 8	11869	. SPRING.	1	1
- 9	11868	. CLAMP	1	1
		/ATTACHING PARTS/		
	AN526-6R6	. SCREW	2	
	□AN960A6	. WASHER /SUPERSEDES AN960D6/	2	
	□MS20365-632	. NUT /SUPERSEDES AN365-632/.	2	
- 10	□11900-29	. GYRO ASSY,REMOTE.	1	1
		/ATTACHING PARTS/		
	□AN507-832R8	. SCREW	4	
- 11	□2985-6	. ROLL TRIM VALVE ASSY.	1	1
- 12	□11814	. NUT,ROLL TRIM VALVE MOUNTING.	1	1
- 13	□1076-13	. KNOB,ROLL TRIM VALVE.	1	1
- 14	4085	. SOLENOID VALVE ASSY	1	1
		/ATTACHING PARTS/		
	□AN526-8R8	. SCREW	2	
	□AN960D8	. WASHER.	2	
	□MS20365-832	. NUT /SUPERSEDES AN365-832/.	2	
- 15	11873-7	. TEE	3	1
- 16	B500-6	. GROMMET /SUPERSEDES 500-6/.	16	1
- 17	11870-240R	. TUBING,RED POLY-FLO /3/8 IN O.D./	1	1
- 18	11870-240G	. TUBING,GREEN POLY-FLO /3/8 IN O.D./	1	1
- 19	11870-36GR	. TUBING,GRAY POLY-FLO /3/8 IN O.D./	1	1
- 20	11870-848L	. TUBING,BLACK POLY-FLO /3/8 IN O.D./	1	1
- 21	11321-36GR	. TUBING,GREY /3/16 IN O.D./	1	1
- 22	11321-36R	. TUBING,RED /3/16 IN O.D./	1	1
- 23	11321-36G	. TUBING,GREEN /3/16 IN O.C./	1	1
- 24	□A6	. CLAMP	15	1
- 25	11385	. CLAMP,TUBING.	8	1
- 26	35-524667	. PLACARD /SINGLE ARM/.	1	6
	35-524667-3	. PLACARD /DUAL ARM/.	1	6
		/ATTACHING PARTS/		
	□NAS387-832-8	. SCREW	3	
- 27	□MS21919DG2	. CLAMP	1	1
	□ATC35-107	. AILERON TRIMMER /SEE FIG. 72/	1	7

CODE EFFECTIVITY

CODE EFFECTIVITY

- 1 D-7977 THRU D-8598
- 3 D-813R THRU D-8335
- 5 D-813R THRU D-8598
- 7 D-8047 THRU D-8598

- 2 D-7977 THRU D-8137
- 4 D-8336 THRU D-8598
- 6 D-7977 THRU D-8046

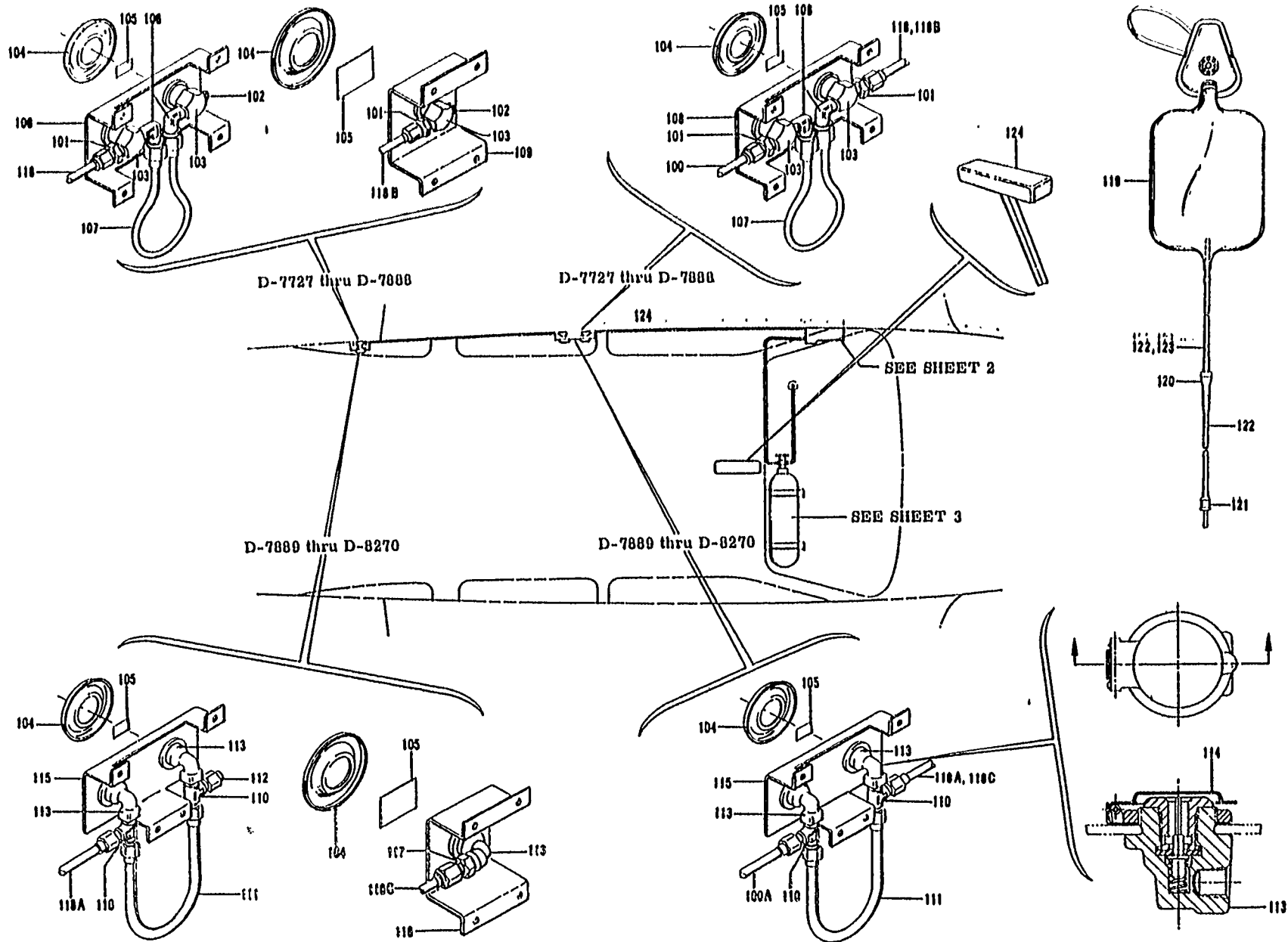
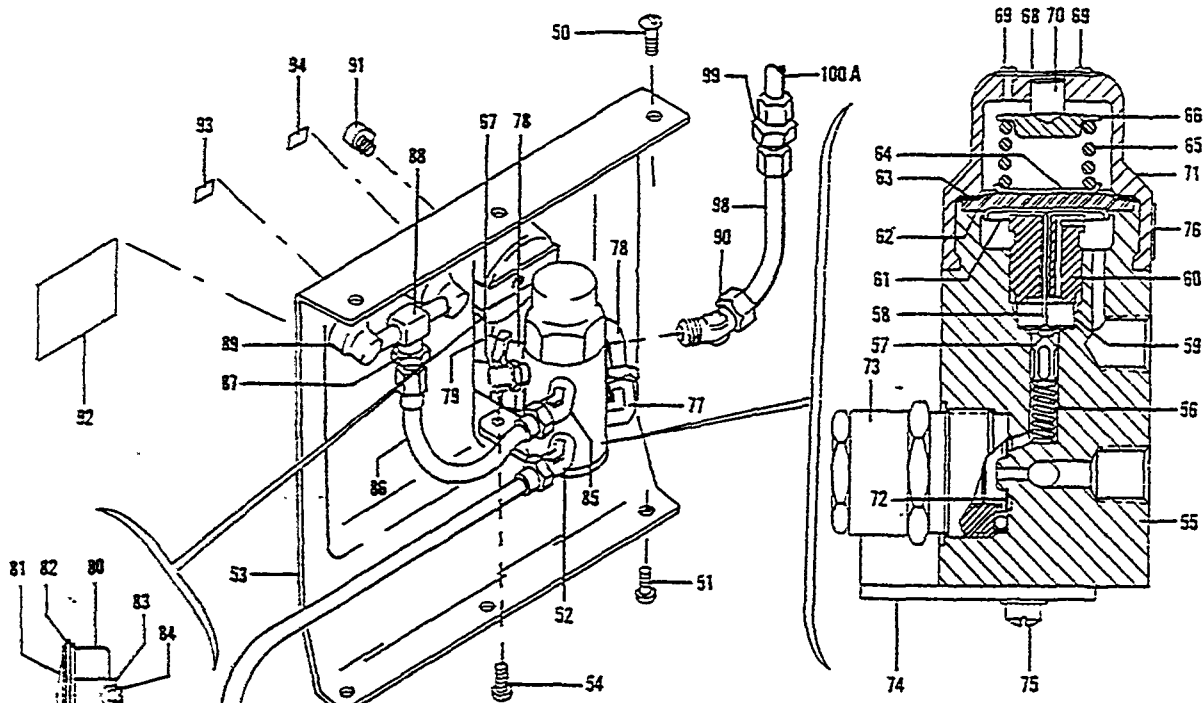
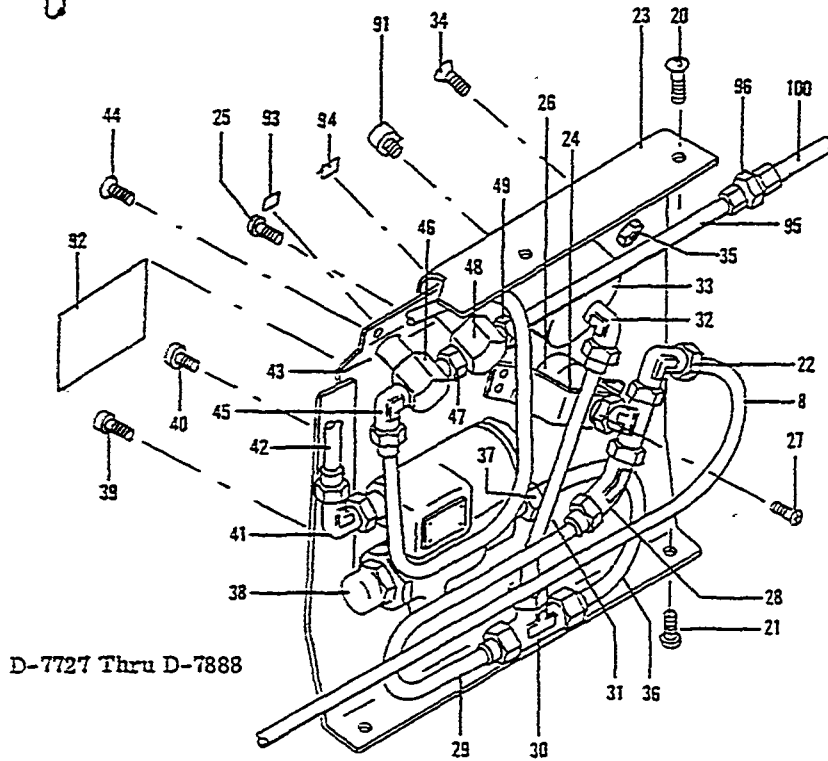


Figure 70. Oxygen System (Sheet 1 of 3 Sheets) (D-7727 thru D-8270)



D-7889 Thru D-8270



D-7727 Thru D-7888

Figure 70. Oxygen System (Sheet 2 of 3 Sheets) (D-7727 Thru D-8270)

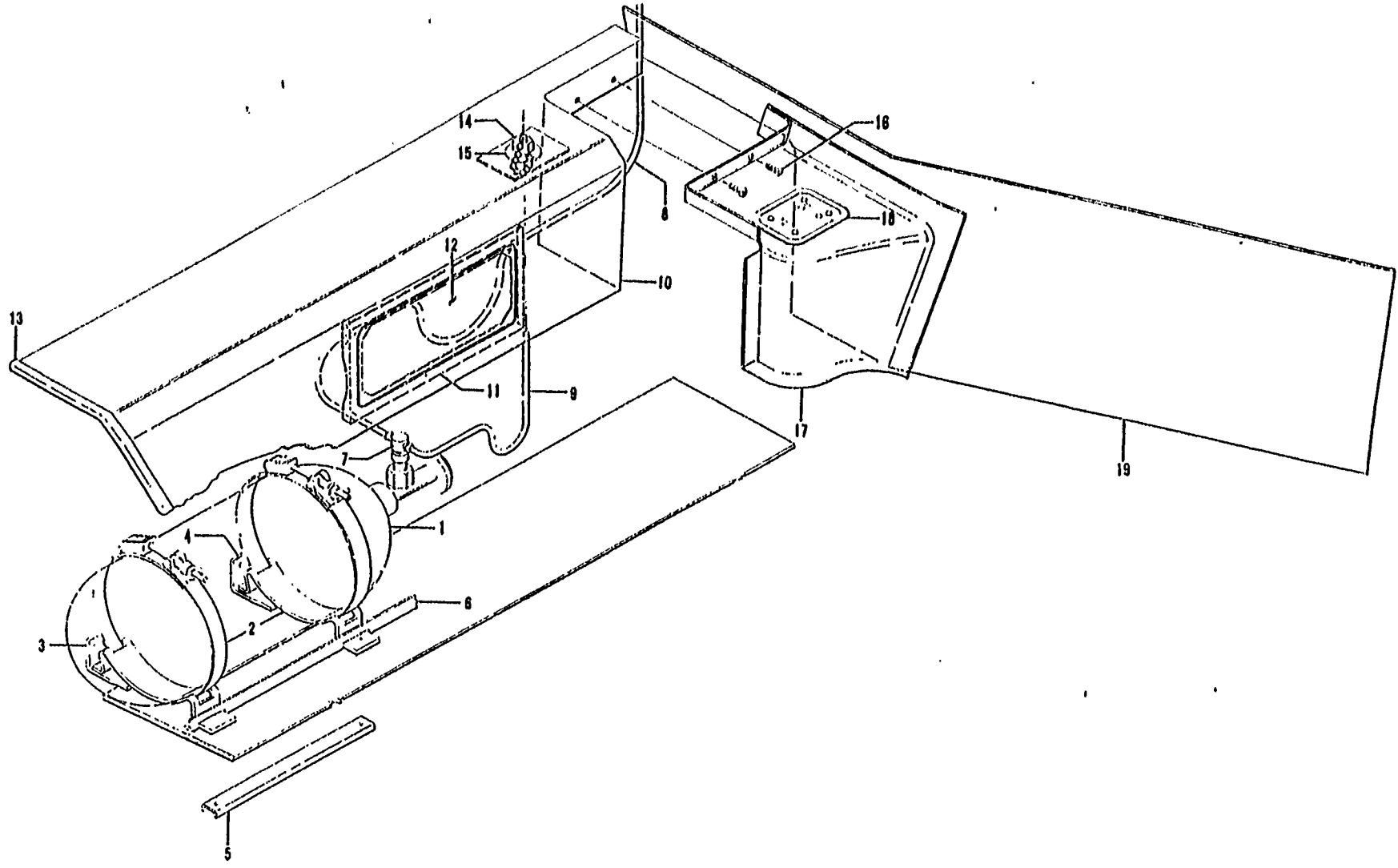


Figure 70. Oxygen System (Sheet 3 of 3 Sheets) (D-7727 Thru D-8270)

MODEL 35 PARTS CATALOG

FIG. & INDEX NO.	PART NO.	DESCRIPTION	UNITS PER ASSY	USABLE GN CODE
		1 2 3 4 5 6 7		
70 -	35-560000-1	OXYGEN SYSTEM INSTL,4 OUTLETS /38 CU FT/.	NP	1
	□ZC268-38-7	OXYGEN SYSTEM INSTL,5 OUTLETS /38 CU FT/.	NP	1
		/SUPERSEDES 18-300004-3/		
	35-560000-5	OXYGEN SYSTEM INSTL,6 OUTLETS /38 CU FT/.	NP	1
	35-560000-7	OXYGEN SYSTEM INSTL,4 OUTLETS /48 CU FT/.	NP	1
	35-560000-9	OXYGEN SYSTEM INSTL,5 OUTLETS /48 CU FT/.	NP	1
	35-560000-11	OXYGEN SYSTEM INSTL,6 OUTLETS /48 CU FT/.	NP	1
	35-560010-1	. OXYGEN BOTTLE INSTL /38 CU FT/.	NP	1
	35-560010-17	. OXYGEN BOTTLE INSTL /48 CU FT/.	NP	1
- 1	□ZC268-38-7	. . BOTTLE,OXYGEN /38 CU FT/.	1	1
		/SUPERSEDES 18-300004-3/		
	6350A2-0-8	. . BOTTLE,OXYGEN /38 CU FT/ /ALTERNATE FOR	1	1
		18-300004-3/		
	□18-300004-1	. . BOTTLE,OXYGEN /48 CU FT/.	1	1
	6350A5-0-8	. . BOTTLE,OXYGEN /48 CU FT/ /ALTERNATE FOR	1	1
		18-300004-1/		
- 2	35-560010-9	. . BRACKET,BOTTLE MOUNTING	2	1
		/ATTACHING PARTS/		
	AN3	. . BOLT.	2	
	□AN960-10	. . WASHER.	2	
	□NAS680A3	. . NUTPLATE /SUPERSEDES AN366F1032/.	2	
- 3	35-560010-13	. . ANGLE,BRACKET SUPPORT	1	1
- 4	35-560010-15	. . ANGLE,BRACKET SUPPORT	1	1
		/ATTACHING PARTS/		
	AN525-832	. . SCREW	2	
	□AN960-8	. . WASHER.	2	
	□MS20365-832	. . NUT	2	
	AN3	. . BOLT.	2	
	□AN960-10	. . WASHER.	2	
	□K2000-3	. . NUTPLATE /SUPERSEDES NAS682A3/.	2	
- 5	35-560010-11	. . SUPPORT	1	1
- 6	35-560010-19	. . ANGLE	1	1
- 7	□18-300009-21	. . TEE	1	1
- 8	35-560010-3	. . TUBE ASSY /38 CU FT INSTL/.	1	2
	35-560010-35	. . TUBE ASSY /38 CU FT INSTL/.	1	3
	35-560010-21	. . TUBE ASSY /48 CU FT INSTL/.	1	2
	35-560010-37	. . TUBE ASSY /48 CU FT INSTL/.	1	3
- 9	35-560010-5	. . TUBE ASSY /38 CU FT INSTL/.	1	1
	35-560010-23	. . TUBE ASSY /48 CU FT INSTL/.	1	1
- 10	35-560010-601	. . PARTITION ASSY,FWD FRONT SEAT UPHOLSTERED	1	1
		/SPECIFY AIRPLANE SERIAL/		
		/ATTACHING PARTS/		
	AN530-6	. . SCREW	8	
- 11	35-410451-39	. . . DOUBLER ASSY.	1	1
	35-410451-43	. . . DOUBLER	1	1
	□99871P098	. . . RECEPTACLE.	4	1
- 12	35-410451-35	. . . DOOR ASSY	1	1
	35-410451-41	. . . DOOR.	1	1
	□98293-1-060	. . . STUD	4	1
	□99785-2	. . . PIN	4	1
- 13	□112416	. . . EXTRUSION- /15-1/2 INCHES LONG/.	1	1
- 14	□18-300009-11	. . FILLER VALVE & CAP ASSY	1	1
		/SUPERSEDES 18-300003/		
- 15	35-560010-33	. . PLACARD ASSY,OXYGEN RECHARGE.	1	1
	□50-560015	. . . PLACARD,OXYGEN RECHARGE	1	1
	100951DD020WH	. . . WASHER.	1	1
	35-560010-603	. . COVER ASSY,FUEL SELECTOR VALVE.	1	1
		/ATTACHING PARTS/		
- 16	AN530-6	. . SCREW	12	
- 17	□35-924256-3	. . . COVER,FUEL SELECTOR VALVE	1	1
- 18	□35-534421-11	. . . PLACARD ASSY,FUEL SELECTOR.	1	1
		/ATTACHING PARTS/		
	□NAS384-6-8P	. . . SCREW	4	
	A1777-6Z1	. . . NUTPLATE.	4	

MODEL 35 PARTS CATALOG

FIG. & INDEX NO.	PART NO.	DESCRIPTION	UNITS PER ASSY	USABLE ON CODE
		1 2 3 4 5 6 7		
70 - 19	33-530002-27 96-560002-601	. PANEL ASSY, LOWER FWD LH SIDE. CONSOLE ASSY, OXYGEN /ATTACHING PARTS/	1 1	1 2
- 20	AN530-6R8 A1793-6Z3	. SCREW NUT, TYPE E.	3 3	
- 21	PK84XA6-6	. SCREW	3	
- 22	AN790-3	. ELBOW	1	2
- 23	96-560001-35	. ESCUTCHEON.	1	2
- 24	96-560001-39	. BRACKET, VALVE MOUNTING. /ATTACHING PARTS/	1	2
- 25	AN507-632R5 AN960-6L MS20365-632	. SCREW WASHER. NUT	4 4 4	
- 26	AN6012-1A	. VALVE, OXYGEN REGULATOR. /ATTACHING PARTS/	1	2
- 27	PK74XZ8-4 AN515-8R7 AN936A8	. SCREW /USE WITH KEROTEST VALVE/ SCREW /USE WITH SUPERIOR VALVE/ WASHER.	3 2 AR	
- 28	AN791-3	. ELBOW	1	2
- 29	96-560002-21	. TUBE ASSY	1	2
- 30	AN795-3	. TEE	1	2
- 31	96-560002-23	. TUBE ASSY	1	2
- 32	AN790-3	. ELBOW	1	2
- 33	50-384046	. INDICATOR, OXYGEN CYLINDER PRESSURE. /ATTACHING PARTS/	1	2
- 34	AN507-632R10	. SCREW	3	
- 35	NAS487-20	. NUT	3	
- 36	96-560002-19	. TUBE ASSY	1	2
- 37	AN780-3	. NIPPLE.	1	2
- 38	18-300009-23	. REGULATOR /ATTACHING PARTS/	1	2
- 39	AN509-416R8	. SCREW	1	
- 40	AN509-416R6 AN960-416	. SCREW WASHER.	2 6	
- 41	MS20822-5D	. ELBOW	1	2
- 42	18-300009-29	. TUBE ASSY	1	2
- 43	96-560001-37	. SUPPORT, OUTLET. /ATTACHING PARTS/	1	2
- 44	AN507-632R5 AN960-6L MS20365-632	. SCREW WASHER. NUT	4 4 4	
- 45	MS20822-5D	. ELBOW	1	2
- 46	18-300009-29	. OUTLET, PILOT OXYGEN	1	2
- 47	AN911-1D	. NIPPLE.	1	2
- 48	18-300009-31	. OUTLET, COPILOT OXYGEN	1	2
- 49	AN823-5D 96-560021-601	. ELBOW CONSOLE ASSY, OXYGEN /ATTACHING PARTS/	1 1	2 3
- 50	AN530-6R8 A1793-6Z3	. SCREW NUT, TYPE E.	3 3	
- 51	PK84XA6-6	. SCREW	3	
- 52	AN791-3	. ELBOW	1	3
- 53	96-560021-1 800308	. ESCUTCHEON. REGULATOR ASSY. /ATTACHING PARTS/	1 1	3 3
- 54	AN507-632R AN960-6L MS20365-632	. SCREW WASHER. NUT	3 3 3	

FIG. & INDEX NO.	PART NO.	1	2	3	4	5	6	7	DESCRIPTION	UNITS PER ASSY	USABLE ON CODE
70 - 55	10000586	BODY,REGULATOR	1	3
- 56	5027	SPRING,THRUST	1	3
- 57	5002	GUIDE,THRUST PIN	1	3
- 58	5028	PIN,THRUST	1	3
- 59	5029	SEAT,THRUST PIN	1	3
- 60	5030	HOLDER,SEAT	1	3
- 61	5031	PLATE,THRUST	1	3
- 62	5032-1	DIAPHRAGM	1	3
- 63	5033	RING,SLIP	1	3
- 64	5034	PLATE,DIAPHRAGM	1	3
- 65	5003	SPRING,ADJUSTING	1	3
- 66	8561	GUIDE,SPRING	1	3
- 67	5043-14	VALVE ASSY,RELIEF	1	3
- 68	5056	PLATE,NAME	1	3
- 69	AN520-2-3	/ATTACHING PARTS/ SCREW	2	
- 70	1/4X20X3/8	SCREW,ADJUSTING	1	3
- 71	5005	CASE,SPRING	1	3
- 72	5522	FILTER	1	3
- 73	5520-11	VALVE ASSY,ON-OFF	1	3
- 74	10000596	BRACKET,REGULATOR MOUNTING	1	3
- 75	AN500-8-7 AN936A8	SCREW WASHER	2 2	
- 76	2824	PLATE,NAME	1	3
- 77	200-2-2	ELBOW	1	3
- 78	96-560021-5	TUBE ASSY	1	3
- 79	200-8-2 800327-01	ELBOW GAGE KIT,OXYGEN	1 1	3 3
- 80	800318-00	GAGE,OXYGEN PRESSURE	1	3
- 81	13753	LENS	1	3
- 82	8808-1	BEZEL	1	3
- 83	25378-3	BRACKET	1	3
- 84	6-32X1/4 6	SCREW WASHER,LOCK	1 1	3 3
- 85	AN823-4D	ELBOW /SUPERSEDES MS20823-4D/	1	3
- 86	96-560021-3	TUBE ASSY	1	3
- 87	AN816-4D	NIPPLE	1	3
- 88	PF3001-2	TEE	1	3
- 89	800316	OUTLET ASSY,OXYGEN	2	3
- 90	MS20823-5D	ELBOW	1	3
- 91	AN8970-1-330 330	LIGHT,POST BULB	1 1	1 1
- 92	50-534288	PLACARD,OXYGEN OUTLET VALVE INSTRUCTION	1	1
- 93	96-560011-1	PLACARD,PILGT OXYGEN OUTLET VALVE	1	1
- 94	96-560011-3	PLACARD,COPILOT OXYGEN OUTLET VALVE	1	1
- 95	96-560001-73	TUBE ASSY	1	2
- 96	AN815-5D	UNION	1	2
- 97	96-560004-29	TUBE ASSY	1	3
- 98	96-560004-27	TUBE ASSY	1	3
- 99	AN315-5D	UNION	2	3
-100	96-560001-47	TUBE ASSY	1	2
-100A	96-560004-23 MS35489-10	TUBE ASSY GROMMET	1 6	3 3
-101	AN816-5D	NIPPLE	3	2
-102	AN913-1D	PLUG	1	2
-103	18-300009-31	OUTLET ASSY,OXYGEN	4	2
-104	50-534363 GOLD 50-534363 SILVER	ESCUTCHEON /SPECIFY COLOR/ ESCUTCHEON /SPECIFY COLOR/	4 4	1 1
-105	50-560012	PLACARD,OXYGEN OUTLET	4	1



MODEL 35 PARTS CATALOG

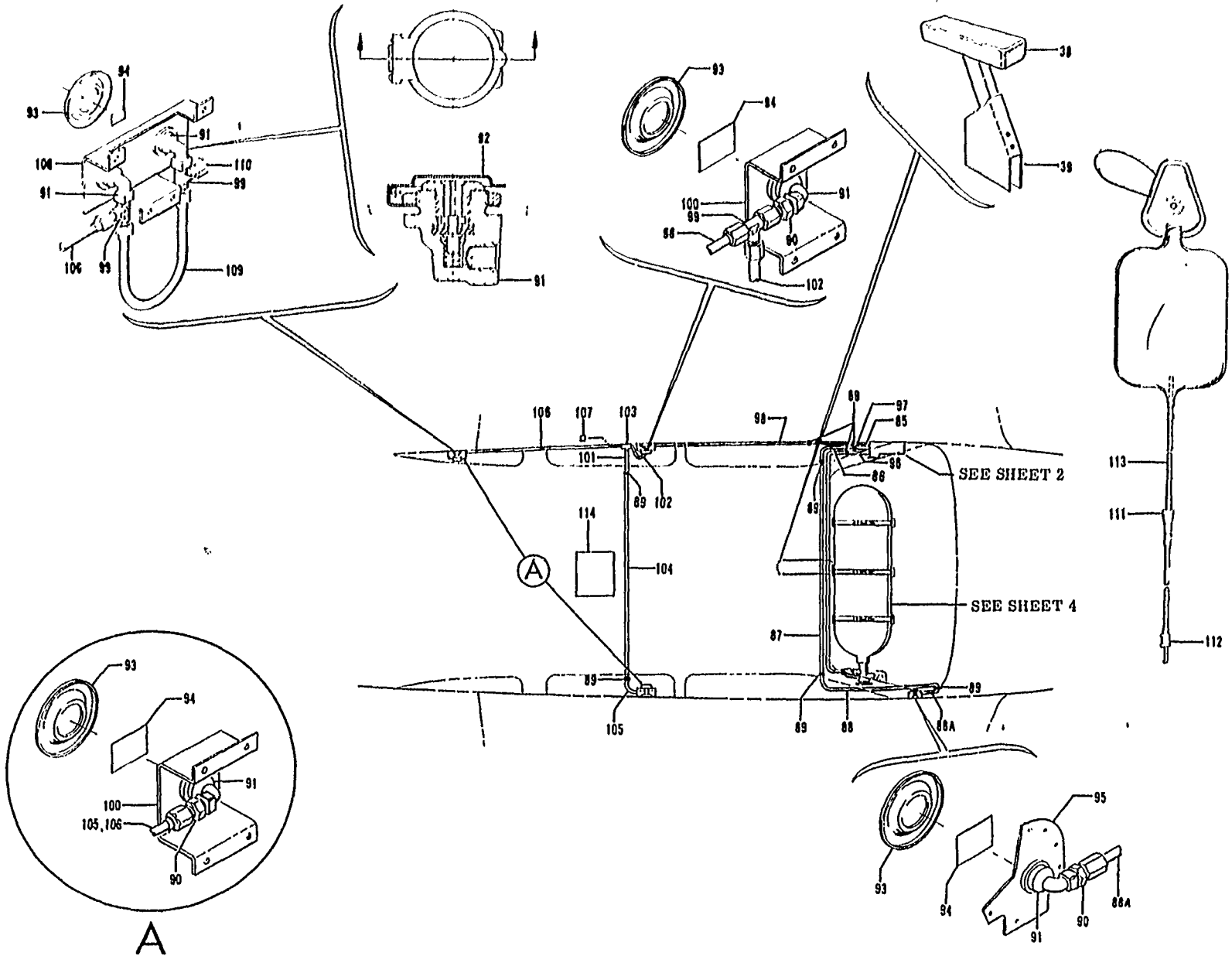
FIG. & INDEX NO.	PART NO.	DESCRIPTION							UNITS PER ASSY	USABLE ON CODE
		1	2	3	4	5	6	7		
70 -106	AN822-50	4	2
-107	96-560001-11	2	2
-108	96-560001-3	2	2
-109	96-560001-5	1	2
-110	MS20826-50	4	3
-111	96-560004-21	2	3
-112	AN929-5	1	3
	800316	4	3
-113	23599	1	3
-114	800319-00	1	3
-115	96-560004-15	2	3
-116	96-560004-13	1	3
-117	AN816-50	1	3
-118	96-560001-61	1	2
-118A	96-560004-19	1	3
-118B	96-560001-9	1	2
-118C	96-560004-17	1	3
	18-300009-27	6	2
	800311	4	3
	35-560000-19	2	3
	18-300001-5	1	2
-119	15320	1	3
	ZV852	1	2
-120	8540	1	3
	ZF454	1	2
-121	8570	1	3
	18-300001-1	1	2
-122	3/16IDX1/16WALL	AR	3
-123	35-560000-21	1	3
-124	35-560000-15	1	1

CODE EFFECTIVITY

1 D-7727 THRU D-8270
3 D-7889 THRU D-8270

CODE EFFECTIVITY

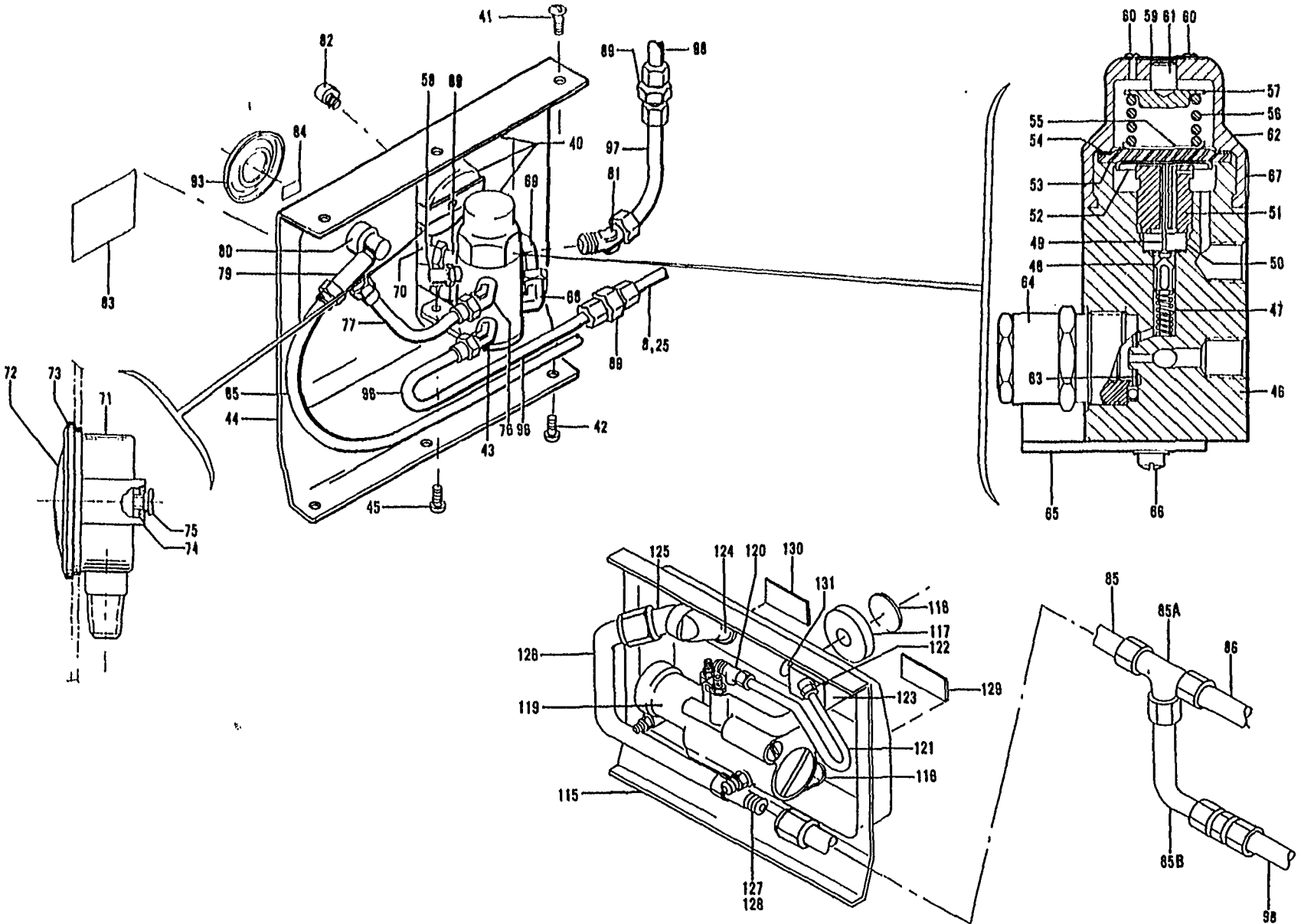
2 D-7727 THRU D-7888



MODEL 35 PARTS CATALOG

Figure 71. Oxygen System (Sheet 1 of 4 Sheets) (D-8271 And After)





MODEL 35 PARTS CATALOG

Figure 71. Oxygen System (Sheet 2 of 4 Sheets) (D-8271 And After)

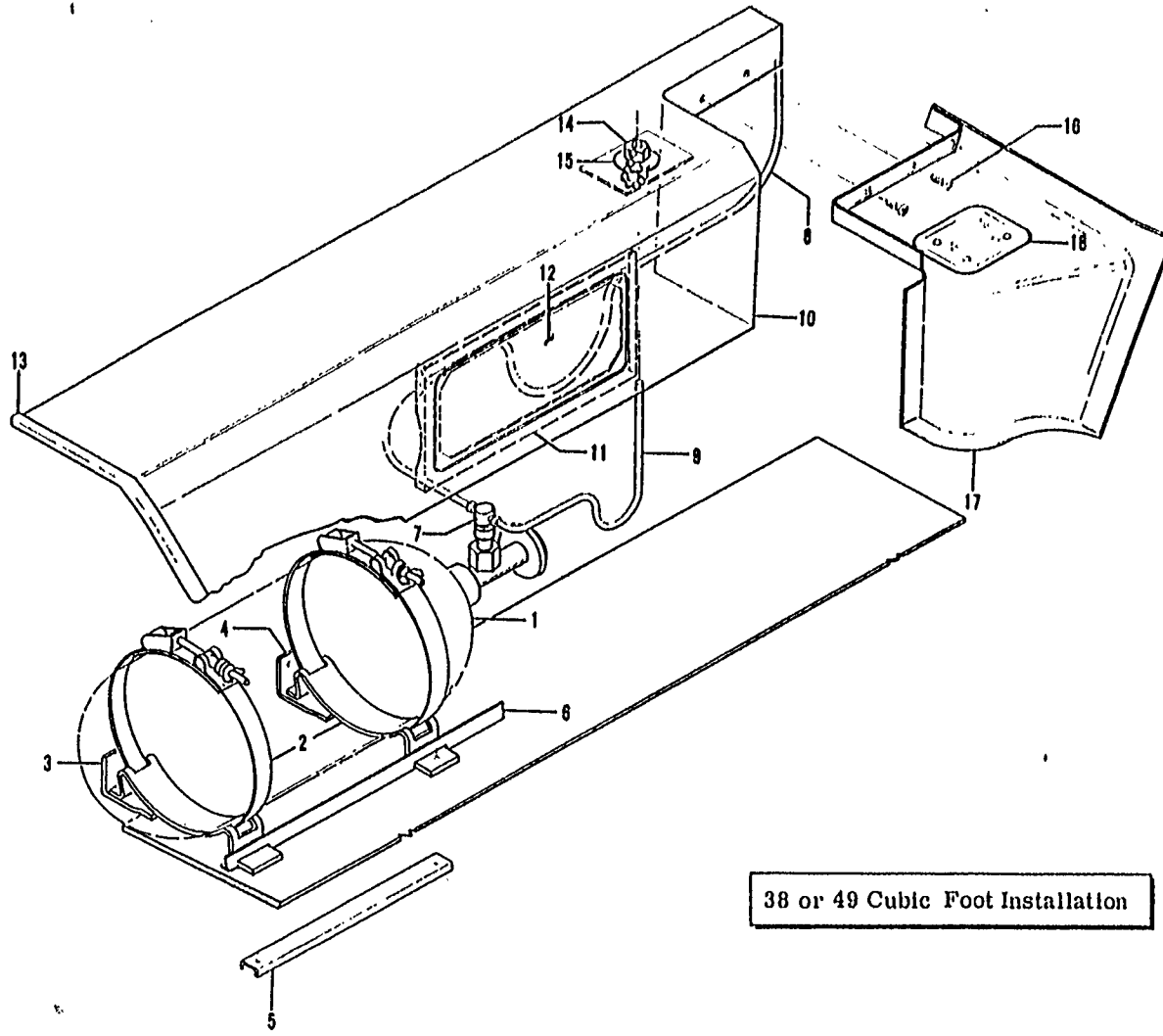
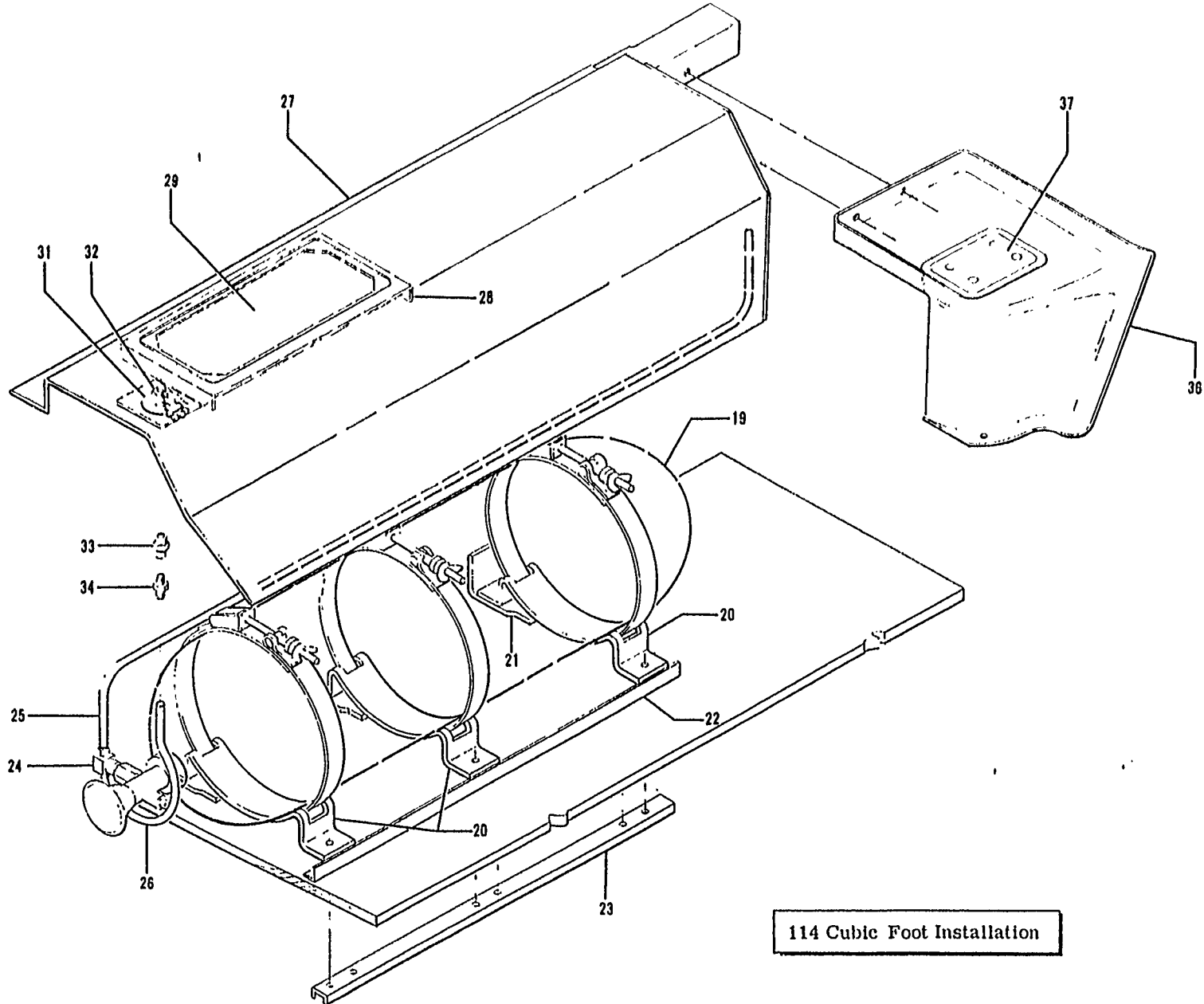


Figure 71. Oxygen System (Sheet 3 of 4 Sheets) (D-8271 And After)



114 Cubic Foot Installation

Figure 71. Oxygen System (Sheet 4 of 4 Sheets) (D-8271 And After)

2-310

3

MODEL 35 PARTS CATALOG

FIG. & INDEX NO.	PART NO.	DESCRIPTION							UNITS PER ASSY	USABLE CN CODE
		1	2	3	4	5	6	7		
71 -	35-560010-1	OXYGEN BOTTLE INSTL /38 CU FT/							NP	1
- 1	35-560010-39	OXYGEN BOTTLE INSTL /49 CU FT/							NP	1
	□ZC268-38-7	. BOTTLE,OXYGEN /38 CU FT/							1	1
	6350A2-0-B	. BOTTLE,OXYGEN /38 CU FT/ /ALTERNATE FOR . . .							1	1
	6350A25-0-C	. BOTTLE,OXYGEN /49 CU FT/							1	1
- 2	35-560010-9	. BRACKET,BOTTLE MOUNTING							2	1
	AN3	. BOLT.							2	
	□AN960-10	. WASHER.							2	
	□NAS680A3	. NUTPLATE /SUPERSEDES AN366F1032/.							2	
- 3	35-560010-13	. ANGLE,BRACKET SUPPORT							1	1
- 4	35-560010-15	. ANGLE,BRACKET SUPPORT							1	1
	AN525-832	. SCREW							2	
	□AN960-8	. WASHER.							2	
	□MS20365-832	. NUT							2	
	AN3	. BOLT.							2	
	□AN960-10	. WASHER.							2	
	K2000-3	. NUTPLATE /SUPERSEDES NAS682A3/.							2	
- 5	35-560010-11	. SUPPORT							1	1
- 6	35-560010-19	. ANGLE							1	1
- 7	□18-300009-21	. TEE							1	1
- 8	35-560010-35	. TUBE ASSY /38 CU FT INSTL/.							1	1
	35-560010-37	. TUBE ASSY /49 CU FT INSTL/.							1	1
- 9	35-560010-5	. TUBE ASSY /38 CU FT INSTL/.							1	1
	35-560010-23	. TUBE ASSY /49 CU FT INSTL/.							1	1
- 10	35-560010-601	. PARTITION ASSY FWD FRONT SEAT UPHOLSTERED . .							1	1
		/SPECIFY AIRPLANE SERIAL/ /ATTACHING PARTS/								
	AN530-6	. SCREW							8	
- 11	35-410451-39	. DOUBLER ASSY.							1	1
	35-410451-43	. DOUBLER							1	1
	□99871P098	. RECEPTACLE							4	1
- 12	35-410451-35	. DOOR ASSY							1	1
	35-410451-41	. DOOR.							1	1
	□98293-1-060	. STUD.							4	1
	□99785-2	. PIN							4	1
- 13	□112416	. EXTRUSION /15-1/2 INCHES LONG/.							1	1
- 14	□18-300009-11	. FILLER VALVE & CAP ASSY							1	1
		/SUPERSEDES 18-300003/								
- 15	35-560010-33	. PLACARD ASSY,OXYGEN RECHARGE.							1	1
	□50-560015	. PLACARD,OXYGEN RECHARGE							1	1
	100951DD020WH	. WASHER.							1	1
	35-560010-603	. COVER ASSY,FUEL SELECTOR VALVE.							1	1
		/ATTACHING PARTS/								
- 16	AN530-6	. SCREW							12	
- 17	□35-924256-3	. COVER,FUEL SELECTOR VALVE							1	1
- 18	□35-534421-11	. PLACARD ASSY,FUEL SELECTOR.							1	1
		/ATTACHING PARTS/								
	□NAS384-6-8P	. SCREW							4	
	A1777-6Z3	. NUTPLATE /SUPERSEDES A1777-6Z1/							4	
- 19	35-560011-1	OXYGEN BOTTLE INSTL /114 CU FT/							NP	1
- 20	□6350A34-0-C	. BOTTLE,OXYGEN							1	1
	□35-560011-37	. BRACKET,BOTTLE MOUNTING							3	1
		/ATTACHING PARTS/								
	AN3	. BOLT.							2	
	□AN960-10	. WASHER.							2	
	□K2000-3	. NUTPLATE /SUPERSEDES NAS682A3/.							2	

FIG. & INDEX NO.	PART NO.	DESCRIPTION	UNITS PER ASSY	USABLE ON CODE
		1 2 3 4 5 6 7		
71 - 21	□35-560011-39	. ANGLE, BRACKET SUPPORT /ATTACHING PARTS/	3	1
	AN3	. BOET.	1	
	□AN960-10	. WASHER.	1	
	□K2000-3	. NUTPLATE /SUPERSEDES NAS682A3/.	1	
	AN525-8R	. NUTPLATE.		
	□AN960-8	. SCREW	2	
	□MS20365-832	. WASHER.	2	
		. NUT	2	
- 22	35-410421	. ANGLE ASSY.	1	1
	□35-410421-2	. . . ANGLE	1	1
	NAS395-6-1	. . . NUT, U TYPE.	4	1
- 23	□35-560011-45	. SUPPORT /ATTACHING PARTS/	1	1
	AN515-8R	. SCREW	3	
	□AN960-8	. WASHER.	3	
	□AN366F832	. NUTPLATE.	3	
- 24	□18-300009-21	. TEE	1	1
- 25	□35-560011-41	. TUBE ASSY	1	1
- 26	□35-560011-43	. TUBE ASSY	1	1
- 27	35-560011-601 C	. PARTITION ASSY, FWD FRONT SEAT UPHOLSTERED . . . /SPECIFY AIRPLANE SERIAL/ /ATTACHING PARTS/	1	1
	AN530-6	. SCREW	8	
- 28	35-410451-39	. . . DOUBLER ASSY.	1	1
	35-410451-43	. . . DOUBLER	1	1
	□99871P098	. . . RECEPTACLE.	4	1
- 29	35-410451-35	. . . DOOR ASSY	1	1
	35-410451-41	. . . DOOR.	1	1
	□98293-1-060	. . . STUD.	4	1
	□99785-2	. . . PIN	4	1
- 30		. . . DELETED		
- 31	35-560010-33	. PLACARD ASSY, OXYGEN RECHARGE.	1	1
	□50-560015	. . . PLACARD, OXYGEN RECHARGE	1	1
	100951DDO2CWH	. . . WASHER.	1	1
- 32	□26875-48	. FILLER VALVE & CAP ASSY /ATTACHING PARTS/	1	1
	AN520-10	. SCREW	3	
	□AN960-10	. WASHER.	3	
	□MS20365-1032	. NUT	3	
- 33	□AN910-1	. COUPLING, FILLER VALVE	1	1
- 34	□AN780-3	. NIPPLE, FILLER VALVE	1	1
- 35		. . . DELETED		
	35-560011-603	. COVER ASSY, FUEL SELECTOR VALVE. /ATTACHING PARTS/	1	1
	□AN530-6R8	. SCREW	12	
- 36	35-560011-13	. . . COVER, FUEL SELECTOR VALVE	1	1
- 37	□35-534421-11	. . . PLACARD, FUEL SELECTOR /ATTACHING PARTS/	1	1
	□NAS384-6-8P	. . . SCREW	4	
	A1777-6Z3	. . . NUTPLATE /SUPERSEDES A1777-6Z1/	4	
- 38	35-560011-23	. ARM REST ASSY	1	1
- 39	35-560011-27	. COVER ASSY, ARMREST.	1	1
	35-560001-1	OXYGEN OUTLET INSTL, LH & RH /4 OUTLETS/	NP	2
	35-560001-3	OXYGEN OUTLET INSTL, LH & RH /5 OUTLETS/	NP	2
	35-560001-5	OXYGEN OUTLET INSTL, LH & RH /6 OUTLETS/	NP	2
	35-560001-9	OXYGEN OUTLET INSTL, LH & RH /4 OUTLETS/	NP	3
	35-560001-11	OXYGEN OUTLET INSTL, LH & RH /5 OUTLETS/	NP	3
	35-560001-13	OXYGEN OUTLET INSTL, LH & RH /6 OUTLETS/	NP	3
- 40	35-560001-601	. CONSOLE ASSY, OXYGEN /ATTACHING PARTS/	1	2
- 41	□AN530-6R8	. SCREW	3	
	□A1793-6Z3	. NUT, TYPE E.	3	
- 42	PK84XA6-6	. SCREW	3	

MODEL 35 PARTS CATALOG



FIG. & INDEX NO.	PART NO.	DESCRIPTION	UNITS PER ASSY	USABLE ON CODE
71 - 43	AN791-3	ELBOW	1	2
- 44	35-560001-41	ESCUTCHEON	1	2
	800308	REGULATOR ASSY.	1	2
		/ATTACHING PARTS/		
- 45	AN507-632R	SCREW	3	
	AN960-6L	WASHER	3	
	MS20365-632	NUT	3	
- 46	10000586	BDY,REGULATOR.	1	2
- 47	5027	SPRING,THRUST	1	2
- 48	5002	GUIDE,THRUST PIN.	1	2
- 49	5028	PIN,THRUST.	1	2
- 50	5029	SEAT,THRUST PIN	1	2
- 51	5030	HOLDER,SEAT	1	2
- 52	5031	PLATE,THRUST.	1	2
- 53	5032-1	DIAPHRAGM	1	2
- 54	5033	RING,SLIP	1	2
- 55	5034	PLATE,DIAPHRAGM	1	2
- 56	5003	SPRING,ADJUSTING.	1	2
- 57	8561	GUIDE,SPRING.	1	2
- 58	5043-14	VALVE ASSY,RELIEF	1	2
- 59	5056	PLATE,NAME.	1	2
		/ATTACHING PARTS/		
- 60	AN520-2-3	SCREW	2	
- 61	1/4X20X3/8	SCREW,ADJUSTING	1	2
- 62	5005	CASE,SPRING	1	2
- 63	5522	FILTER.	1	2
- 64	5520-11	VALVE ASSY,ON-OFF	1	2
- 65	10000596	BRACKET,REGULATOR MOUNTING.	1	2
		/ATTACHING PARTS/		
- 66	AN500-8-7	SCREW	2	
	AN936A8	WASHER.	2	
- 67	2824	PLATE,NAME.	1	2
- 68	200-2-2	ELBOW	1	2
- 69	96-560021-5	TUBE ASSY	1	2
- 70	200-8-2	ELBOW	1	2
	800327-01	GAGE KIT,OXYGEN	1	2
- 71	800318-00	GAGE,OXYGEN PRESSURE.	1	2
- 72	13753	LENS.	1	2
- 73	8808-1	BEZEL	1	2
- 74	25378-3	BRACKET	1	2
- 75	6-32X1/4	SCREW	1	2
	6	WASHER,LOCK	1	2
- 76	MS20832-4D	ELBOW	1	2
- 77	35-560001-55	TUBE ASSY	1	2
- 78		DELETED		
- 79	MS20826-5D	TEE	3	2
- 80	800316	OUTLET ASSY,OXYGEN.	1	2
- 81	MS20823-5D	ELBOW	1	2
- 82	A8970-1-330	LIGHT,POST.	1	2
	330	BULB.	1	2
- 83	50-534288	PLACARD,OXYGEN OUTLET VALVE INSTRUCTION	1	2
- 84	96-560011-1	PLACARD,PILOT OXYGEN OUTLET VALVE	1	2
- 85	35-560001-53	TUBE ASSY	1	2
	AN821-5D	ELBOW	1	2
- 85A	AN824-5D	TEE	1	3
- 85B	35-560001-59	TUBE ASSY	1	3
- 86	35-560001-35	TUBE ASSY	1	1
- 87	35-560001-37	TUBE ASSY	1	2
	35-560001-77	TUBE ASSY	1	3
- 88	35-560001-21	TUBE ASSY	1	1



MODEL 35 PARTS CATALOG

FIG. & INDEX NO.	PART NO.	DESCRIPTION	UNITS PER ASSY	USABLE ON CODE
71 - 88A	35-560001-49	. TUBE ASSY	1	1
- 89	□AN815-5D	. UNION	6	1
- 90	□AN816-5D	. NIPPLE	3	1
	□800316	. OUTLET ASSY, OXYGEN	5	1
- 91	23599	. . OUTLET ASSY, OXYGEN	1	1
- 92	800319-00	. . COVER ASSY, OUTLET DUST	1	1
- 93	□96-560004-31	. ESCUTCHEON	5	1
- 94	□50-560012	. PLACARD	5	1
- 95	35-560001-39	. SUPPORT	1	1
- 96	□96-560004-29	. TUBE ASSY	1	1
- 97	□96-560004-27	. TUBE ASSY	1	1
- 98	35-560001-19	. TUBE ASSY	1	1
	□AN931-5-12	. GROMMET /SUPERSEDES MS35489-10/	7	1
- 99	□MS20826-5D	. TEE	3	1
-100	□96-560004-13	. BRACKET, OUTLET	3	1
-101	35-560001-47	. TUBE ASSY	1	1
-102	35-560001-27	. TUBE ASSY	1	1
-103	□AN824-5D	. TEE /5 & 6 OUTLETS/	1	1
-104	35-560001-25	. TUBE ASSY	1	1
	35-560000-51	. CLAMP	1	1
-105	35-560001-23	. TUBE ASSY	1	1
-106	35-560001-29	. TUBE ASSY /5 OR 6 OUTLET SYSTEM/.	1	1
-107	□AN929-5	. CAP	1	1
-108	□96-560004-15	. BRACKET /6 OUTLET SYSTEM/	1	1
-109	□96-560004-21	. TUBE ASSY	1	1
-110	□AN929-5	. CAP	1	1
	28316-11	. MASK ASSY, OXYGEN /PILOTS, WITH MIKE/	1	1
	28317-11	. MASK ASSY, OXYGEN /PASSENGER/.	5	1
	28314-00	. MASK	1	1
-111	□8540	. . FLOW INDICATOR ASSY	1	1
-112	□8570	. . CONNECTOR, PLUG-IN	1	1
-113	3/16IDX1/16WALL	. . TUBING	AR	1
-114	96-560021-59	. BOX, OXYGEN MASK STORAGE	1	1
	□AN227-7B	. SOCKET, BOX ATTACHING	2	1
	□AN227-6B	. BUTTON, BOX ATTACHING	2	1
	96-560022-601	. CONSOLE ASSY, OXYGEN	1	3
		. /ATTACHING PARTS/		
	□AN530-6R8	. SCREW	3	
	□A1793-6Z3	. NUT, TYPE E	3	
	PK84XA6	. SCREW	3	
-115	96-560022-15	. . ESCUTCHEON	1	3
-116	96-560022-5	. . BRACKET, REGULATOR MOUNTING	1	3
		. /ATTACHING PARTS/		
	□AN520-10R5	. . SCREW	2	
	□AN960-10L	. . WASHER	2	
	□MS20365-1032	. . NUT	2	
-117	24567-1	. . KNOB, REGULATOR	1	3
		. /ATTACHING PARTS/		
	AN345C10	. . NUT	1	
	BOW95-516	. . WASHER, SPRING	1	
	□AN936B10	. . WASHER	1	
-118	22427-1	. . PLATE, IDENTIFICATION /ON & OFF/	1	3
		. /ATTACHING PARTS/		
	AN515-5-4	. . SCREW	1	
	AN936A6	. . WASHER	1	
	□AN960-4	. . WASHER	1	
-119	□24555-7	. . REGULATOR ASSY, OXYGEN	1	3
		. /ATTACHING PARTS/		
	AN520-10R28	. . SCREW	2	
	□AN960-10L	. . WASHER	4	
	□MS20365-1032	. . NUT	2	

FIG. & INDEX NO.	PART NO.	DESCRIPTION	UNITS PER ASSY	USABLE GN CODE
71 -120	□300-3TTM	. . TEE	1	3
-121	96-560022-7	. . TUBE /USE WITH 800322-00 GAUGE/	1	3
	96-560022-19	. . TUBE /USE WITH 800327-01 GAUGE/	1	3
-122	□300-8-2	. . ELBOW	1	3
-123	□800322-00	. . GAUGE ASSY,OXYGEN	1	3
	□800327-01	. . GAUGE ASSY,OXYGEN /ALTERNATE FOR 800322-00/	1	3
-124	□800316	. . OUTLET ASSY,OXYGEN.	1	3
-125	MS20823-5D	. . ELBOW	1	3
-126	96-560022-11	. . TUBE ASSY	1	3
-127	MS20825-5D	. . TEE	1	3
-128	AN914-5D	. . ELBOW	1	3
-129	□50-534288	. . PLACARD,CONSOLE /OXYGEN CAUTION/.	1	3
-130	□50-560012	. . PLACARD,PILOT OXYGEN.	1	3
-131	A897081-330	. . LIGHT,OXYGEN GAUGE.	1	3
	□327	. . BULB,GAUGE LIGHT.	1	3

CODE EFFECTIVITY

1 D-8271 AND AFTER
3 D-8407 AND AFTER

CODE EFFECTIVITY

2 D-8271 THRU D-8406

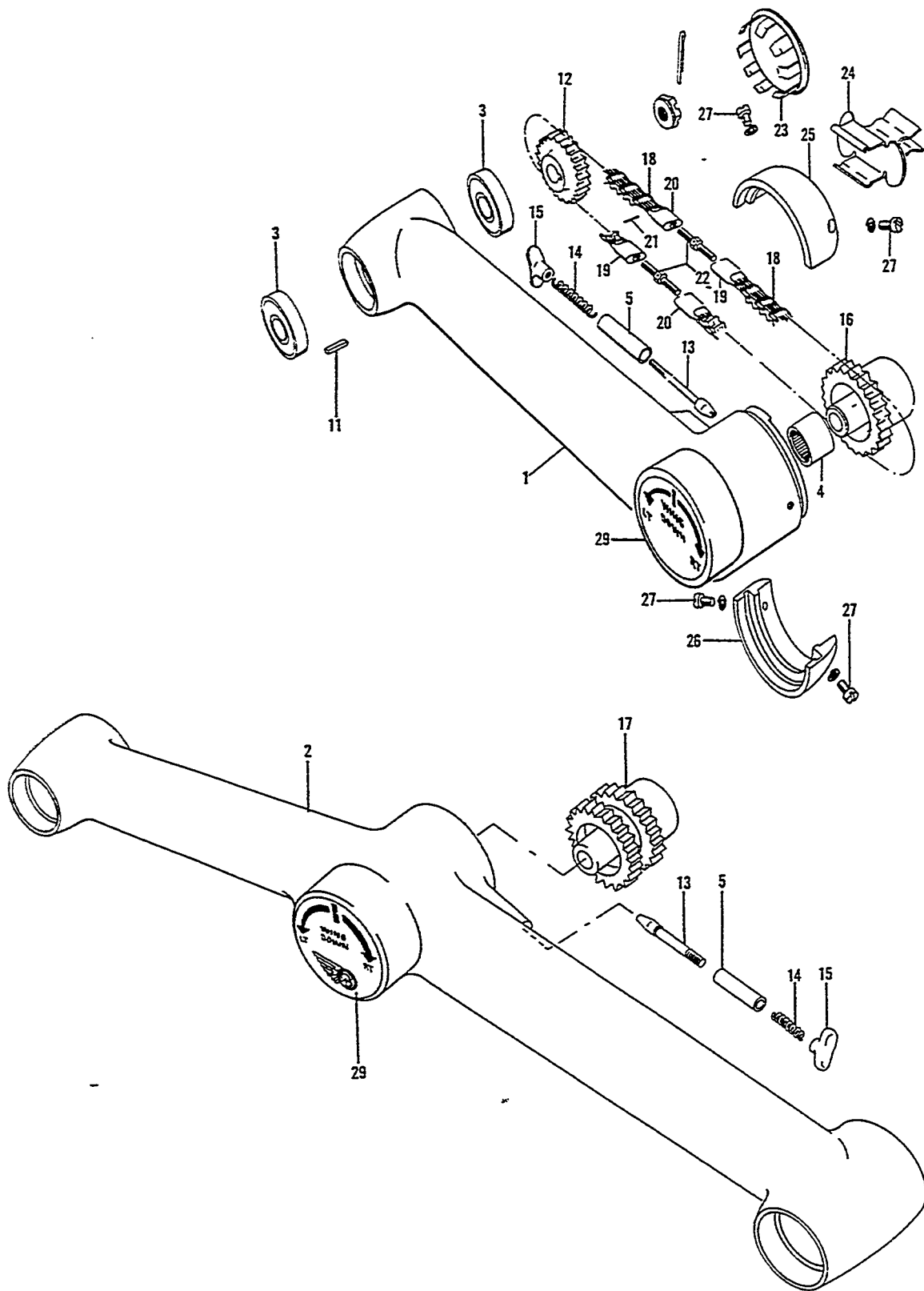
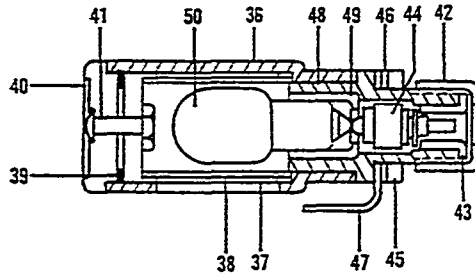
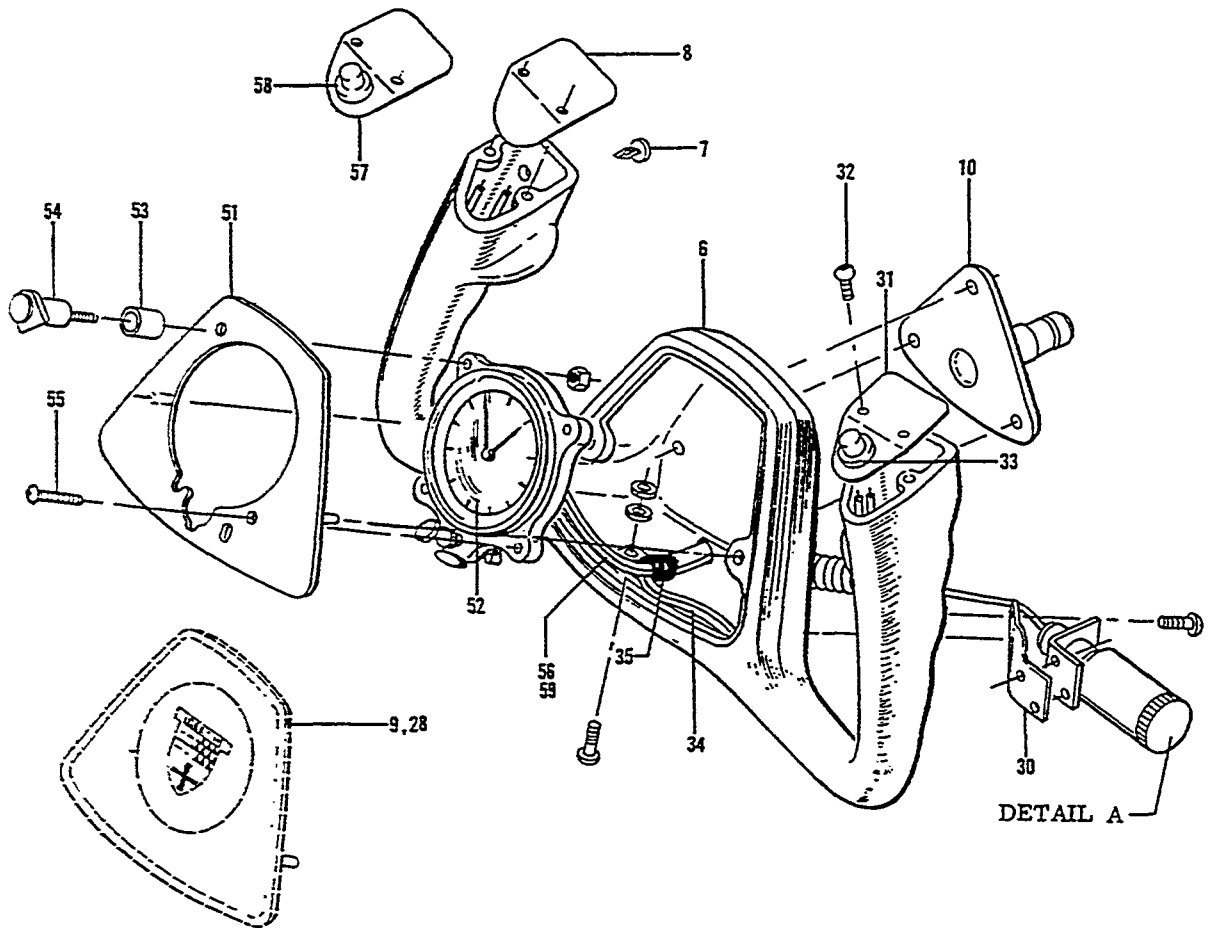


Figure 72. Single and Dual Control Column Arm, Control Wheel Map Light and Clock
 (Sheet 1 of 2 Sheets) (D-8336 And After)



DETAIL A



DETAIL A

Figure 72. Single and Dual Control Column Arm, Control Wheel Map Light and Clock
(Sheet 2 of 2 Sheets) (D-8336 And After)

FIG. & INDEX NO.	PART NO.	1	2	3	4	5	6	7	DESCRIPTION	UNITS PER ASSY	USABLE ON CODE
72 -	35-524585-25								ARM ASSY,SINGLE CONTROL COLUMN.	1	1
	35-524656-9								ARM ASSY,DUAL CONTROL COLUMN.	1	1
	35-524585-620								ARM ASSY,SINGLE CONTROL COLUMN.	1	1
	□35-524656-620								ARM ASSY,DUAL CONTROL COLUMN.	1	1
	35-524087-8								ARM ASSY,SINGLE CONTROL COLUMN.	1	1
	35-524261-10								ARM ASSY,DUAL CONTROL COLUMN.	1	1
- 1	35-524087-6								ARM,SINGLE CONTROL COLUMN.	1	1
- 2	35-524261-8								ARM,DUAL CONTROL COLUMN.	1	1
- 3	□KP10A /AN201/								BEARING,SINGLE CONTROL ARM /SUPERSEDES.	2	1
									AN201K10A & K10A/		
	□KP10A /AN201/								BEARING,DUAL CONTROL ARM /SUPERSEDES.	4	1
									AN201K10A & K10A/		
- 4	□B78X								BEARING.	1	1
- 5	□35-524241								BUSHING.	1	1
	60-524080								WHEEL ASSY,PILOTS CONTROL.	1	1
	60-524080-1								WHEEL ASSY,COPILOTS CONTROL /DUAL ONLY/	1	1
									/ATTACHING PARTS/		
	□AN23-8A/M/								BOLT.	3	
	□AN960-10								WASHER.	3	
	□MS20365-1032								NUT.	3	
- 6	□60-524080-3								WHEEL,PILOTS CONTROL.	1	1
	□60-524080-4								WHEEL,COPILOTS CONTROL /DUAL ONLY/.	1	1
- 7	254-160801-00-0101								CLIP,CANOE /LH GRIP OF PILOTS WHEEL & RH. GRIP OF COPILOTS WHEEL/	1	1
- 8	□50-524594								PLATE,CONTROL WHEEL COVER.	2	1
									/ATTACHING PARTS/		
	□NAS387-440-4P								SCREW.	2	
- 9	□50-384090								EMBLEM,CONTROL WHEEL /RH DUAL/.	1	1
									/ATTACHING PARTS/		
	PB094070COG								CLIP,TUBULAR.	2	
- 10	□96-524029-1								ADAPTER ASSY,LH CONTROL WHEEL.	1	1
									/SINGLE OR DUAL/		
	□96-524029-3								ADAPTER ASSY,RH CONTROL WHEEL /DUAL ONLY/	1	1
									/ATTACHING PARTS/		
- 11	□AN280H404								KEY.	1	
	□AN320-7								NUT.	1	
	□AN380-3-4								PIN,COTTER.	1	
- 12	□35-524048								SPROCKET,SINGLE CONTROL WHEEL.	1	1
	□35-524048								SPROCKET,DUAL CONTROL WHEEL.	2	1
- 13	□35-524095								PIN,POSITION LOCK.	1	1
- 14	□100943ZG108G								SPRING,POSITION LOCK.	1	1
- 15	□35-524096								KNOB,POSITION LOCK.	1	1
- 16	□35-524051-1								SPROCKET,SINGLE CONTROL ARM ENGAGING.	1	1
- 17	□35-524262-1								SPROCKET,DUAL CONTROL ARM ENGAGING.	1	1
	□35-524139								CHAIN ASSY,SINGLE CONTROL WHEEL.	2	1
	□35-524139								CHAIN ASSY,DUAL CONTROL WHEEL.	4	1
- 18	35-524139-1								CHAIN.	1	1
- 19	35-524140-2								FITTING,END /LH THREAD/.	1	1
- 20	35-524140-4								FITTING,END /RH THREAD/.	1	1
- 21	□102809-072-018								PIN,END FITTING.	2	1
- 22	□35-524141								CONNECTOR,SINGLE CONTROL ARM CHAIN ASSY.	2	1
	□35-524141								CONNECTOR,DUAL CONTROL ARM CHAIN ASSY.	4	1
- 23	□51020								BUTTON,PLUG /SINGLE CONTROL ARM/.	1	1
	□51020								BUTTON,PLUG /DUAL CONTROL ARM/.	2	1
- 24	□35-524587-2								COVER ASSY,CONTROL ARM CHAIN ACCESS.	1	1
	35-524587-4								COVER.	1	1
	A3278-1-1								CLIP,PENLITE RETAINING.	1	1
	□35-524587								COVER,CONTROL ARM CHAIN ACCESS /RH DUAL/.	1	1

MODEL 35 PARTS CATALOG

FIG. & INDEX NO.	PART NO.	DESCRIPTION	UNITS PER ASSY	USABLE ON CODE
72 - 25	□35-524238-4	. RETAINER,CONTROL ARM UPPER.	1	1
- 26	□35-524238-12	. RETAINER ASSY,CONTROL ARM LOWER /ATTACHING PARTS/	1	1
- 27	□AN501-10-5 □AN935-10L	. SCREW WASHER.	4 4	
- 28	50-384090 PB094070C0G	. EMBLEM,CONTROL WHEEL /LH SINGLE & DUAL/ /ATTACHING PARTS/ . CLIP,TUBULAR.	1 2	1
- 29	□ATC35-107 □AN507-832R12	CONTROL ASSY,AILERON TRIM /ATTACHING PARTS/ SCREW	1 3	1
- 30	50-364344-9 50-364344-3 □AN515-6R8 □AN960-6 □MS20364-632	LIGHT INSTL,CONTROL WHEEL MAP CLIP,MAP LIGHT MOUNTING /ATTACHING PARTS/ . SCREW WASHER. NUT	NP 1 2 AR 2	1 1
- 31	50-364344-7	. PLATE,SWITCH MOUNTING /ATTACHING PARTS/	1	1
- 32	□NAS387-440-4P	. SCREW	2	
- 33	□L18366-5	. SWITCH ASSY,MAP LIGHT	1	1
- 34	□8409	. CORD,COILED /ATTACHING PARTS/	1	1
- 35	□MS21919DG2 □AN520-10R8 □AN960-10 □MS20364-1032 PK86XA6-6	. CLAMP /1 IN WHEEL,2 ON ARM,1 ON INSTR PANEL/. . SCREW WASHER. NUT SCREW	4 1 1 1 2	
	20-0041-1-1816 □20-0041 20-0041-3	. LIGHT ASSY /WITH BULB/. LIGHT ASSY /LESS BULB/. HOOD ASSY	1 1 1	1 1 1
- 36	A8928-1	. . . SHELL, OUTER	1	1
- 37	A8931-1	. . . SHELL, INNER	1	1
- 38	A8926-3	. . . FILTER.	1	1
- 39	16-0072-1	. . . RING,RETAINING.	1	1
- 40	A8932-1	. . . KNOB.	1	1
- 41	MS35223-29 MS35333-37 □AN340-6	. . . SCREW WASHER,LOCK NUT	1 1 1	1 1 1
- 42	A1265	. . . NUT	1	1
- 43	A4490-2	. . . TERMINAL ASSY	1	1
- 44	B2014-6	. . . CONTACT ASSY.	1	1
- 45	A4197	. . . NUT	1	1
- 46	A5397A	. . . CLIP.	1	1
- 47	A4194-1	. . . BRACKET,MOUNTING.	1	1
- 48	A4196-4	. . . HOUSING	1	1
- 49	A2016	. . . LAMPHOLDER.	1	1
- 50	1816 □MS35489-35 50-534622-5 50-534622-7 □50-534622-9	. BULB,MAP LIGHT. GROMMET /INSTALL IN PANEL FOR COILED CORD/. CLOCK INSTL,CONTROL WHEEL /8 DAY/ CLOCK INSTL,CONTROL WHEEL /CHRONOGRAPH/ PLATE,CLOCK MOUNTING /8 DAY/.	1 1 NP NP 1	1 1 1 1
- 51	□50-534622-11 PB094070C0G	. PLATE,CLOCK MOUNTING /CHRONOGRAPH/. /ATTACHING PARTS/ . CLIP,TUBULAR.	1 2	1

FIG. & INDEX NO.	PART NO.	1	2	3	4	5	6	7	DESCRIPTION	UNITS PER ASSY	USABLE ON CODE
72 -	50-534622-17	CLOCK ASSY, 8 DAY.	1	1
- 52	□TYPE XII	CLOCK ASSY, CHRONOGRAPH. /SUPERSEDES 50-534622-13/ /ATTACHING PARTS/	1	1
- 53	50-534622-15	SPACER.	1	
- 54	A6795B	POST LIGHT ASSY /LESS BULB/	1	
- 55	□AN515-6R8	SCREW	1	
	□AN960-6	WASHER.	AR	
	□MS20364-632	NUT	1	
	□330	BULB, POST LIGHT	1	1
- 56	8409	CORD, COILED /ATTACHING PARTS/	1	1
	□MS21919DG2	CLAMP/1 IN WHEEL, 2 ON ARM, 1 IN INSTR PANEL/	4	
	□AN520-10R8	SCREW	1	
	□AN960-10	WASHER.	1	
	□MS20364-1032	NUT	1	
	AN530-8-6	SCREW	2	
	□MS35489-35	GROMMET /INSTALL IN PANEL FOR COILED CORD/.	1	1
	35-344247-15	RADIO INSTL /MIC SWITCH LOCATION/	NP	1
- 57	5G-364344-7	PLATE, MIC SWITCH MOUNTING /ATTACHING PARTS/	1	1
	□NAS387-440-4P	SCREW	2	
- 58	□C41006Y2-1	SWITCH ASSY, MIC	1	1
- 59	□8409	CORD, COILED	1	1
	4-4050-00-91	CORD, COILED /REPLACES 8409 COILED CORD WITH INSTL OF MAP LIGHT, CLOCK & MIC SWITCH/	1	1

CODE EFFECTIVITY

1 D-8336 AND AFTER

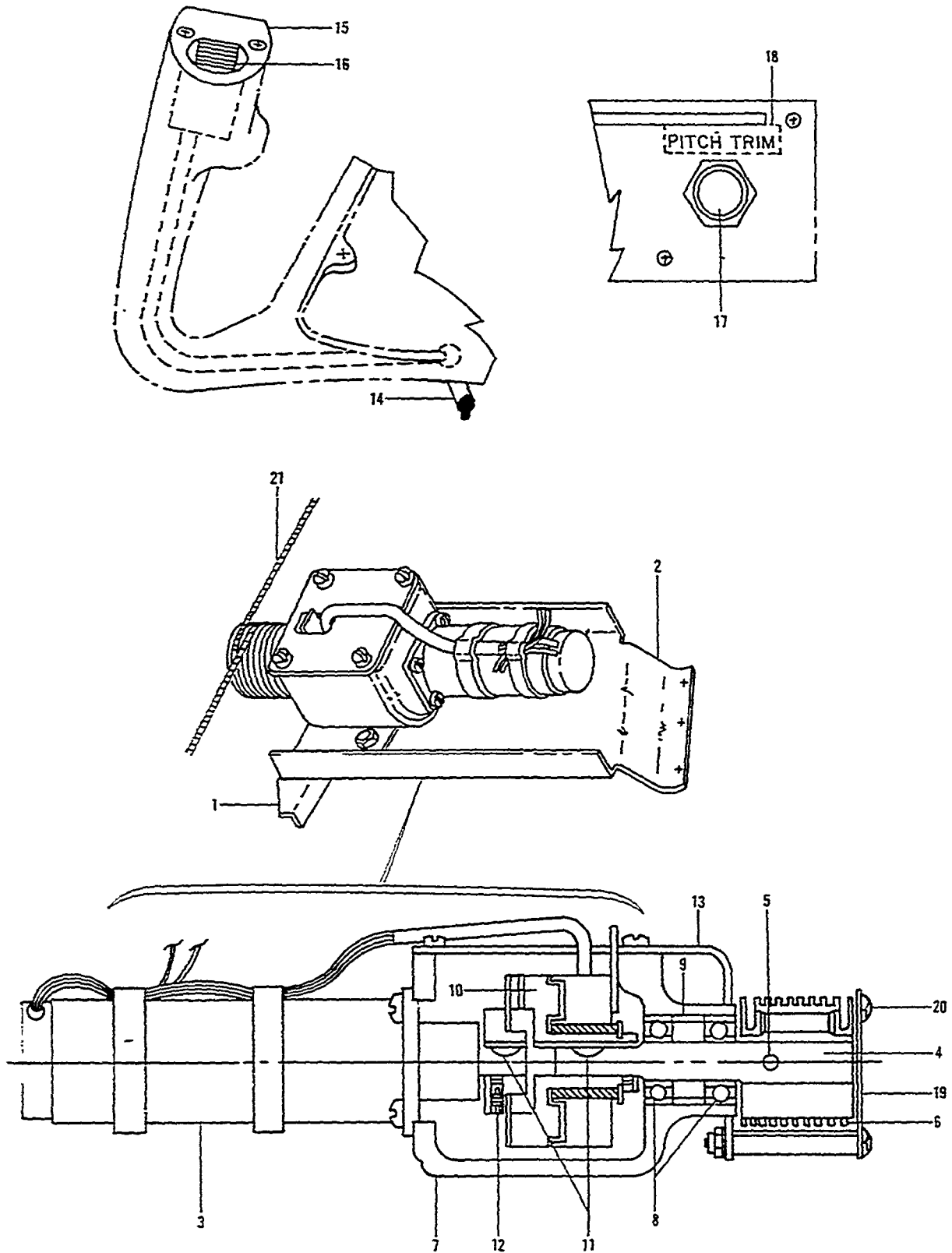


Figure 73. Electric Elevator Trim Control (D-8841 and After)

FIG. & INDEX NO.	PART NO.	DESCRIPTION							UNITS PER ASSY	USABLE ON CODE
		1	2	3	4	5	6	7		
73 --	35-524669	TRIM CONTROL INSTL,ELEVATOR ELECTRIC.							NP	1
- 1	35-524669-1	. ANGLE							1	1
- 2	35-524696-3	. BRACKET							1	1
	33-524023-3	. ACTUATOR ASSY,ELECTRIC TRIM TAB							1	1
	AN3-5A/M/	/ATTACHING PARTS/								
	AN960-10	. BOLT							3	
	MS21042-3	. WASHER.							3	
		. NUT							3	
- 3	319A208-4	. . MOTOR ASSY,TRIM ACTUATOR.							1	1
	AN500A8-6	/ATTACHING PARTS/								
	AN960-6L	. . SCREW							4	
		. . WASHER.							4	
- 4	33-524025	. . SHAFT							1	1
- 5	NAS561PF4-15	. . PIN							1	1
- 6	50-524587	. . DRUM.							1	1
- 7	50-524497-1	. . BODY,ACTUATOR							1	1
- 8	MS20201KP6A	. . BEARING							2	1
- 9	33-524023-11	. . SPACER,BEARING.							1	1
- 10	39SBEC17CC5-5-12V	. . CLUTCH ASSY,ACTUATOR.							1	1
- 11	206	. . KEY,WOODRUFF.							2	1
- 12	AN565A6H4	. . SCREW,SET							1	1
- 13	33-524024	. . COVER,ACTUATOR.							1	1
	AN500A8-6	/ATTACHING PARTS/								
		. . SCREW							4	
- 14	35-524669-7	. CORD,COILED							1	1
- 15	35-524669-5	. PLATE,LH GRIP /PILOT CONTROL WHEEL/							1	1
	NAS387-440-4P	/ATTACHING PARTS/								
		. SCREW							2	
- 16	26006	. SWITCH,ELECTRIC TRIM CONTROL.							1	1
- 17	105-210-101	. BREAKER,CIRCUIT							1	1
- 18	33-364018	. PLACARD,PITCH TRIM.							1	1
- 19	6-534033	. . PLATE,CABLE GUARD							1	1
	AN515-6R28	/ATTACHING PARTS/								
- 20	AN960-6L	. . SCREW,CABLE GUARD							4	
	100696P-ZB114	. . WASHER.							4	
	MS21042-06	. . SPACER.							4	
		. . NUT							4	
- 21	35-524386-9	ACTUATOR,ELEVATOR TRIM TAB /SEE FIG. 29/.							1	1
	35-524670	. CABLE ASSY.							1	1

CODE EFFECTIVITY

I D-8841 AND AFTER

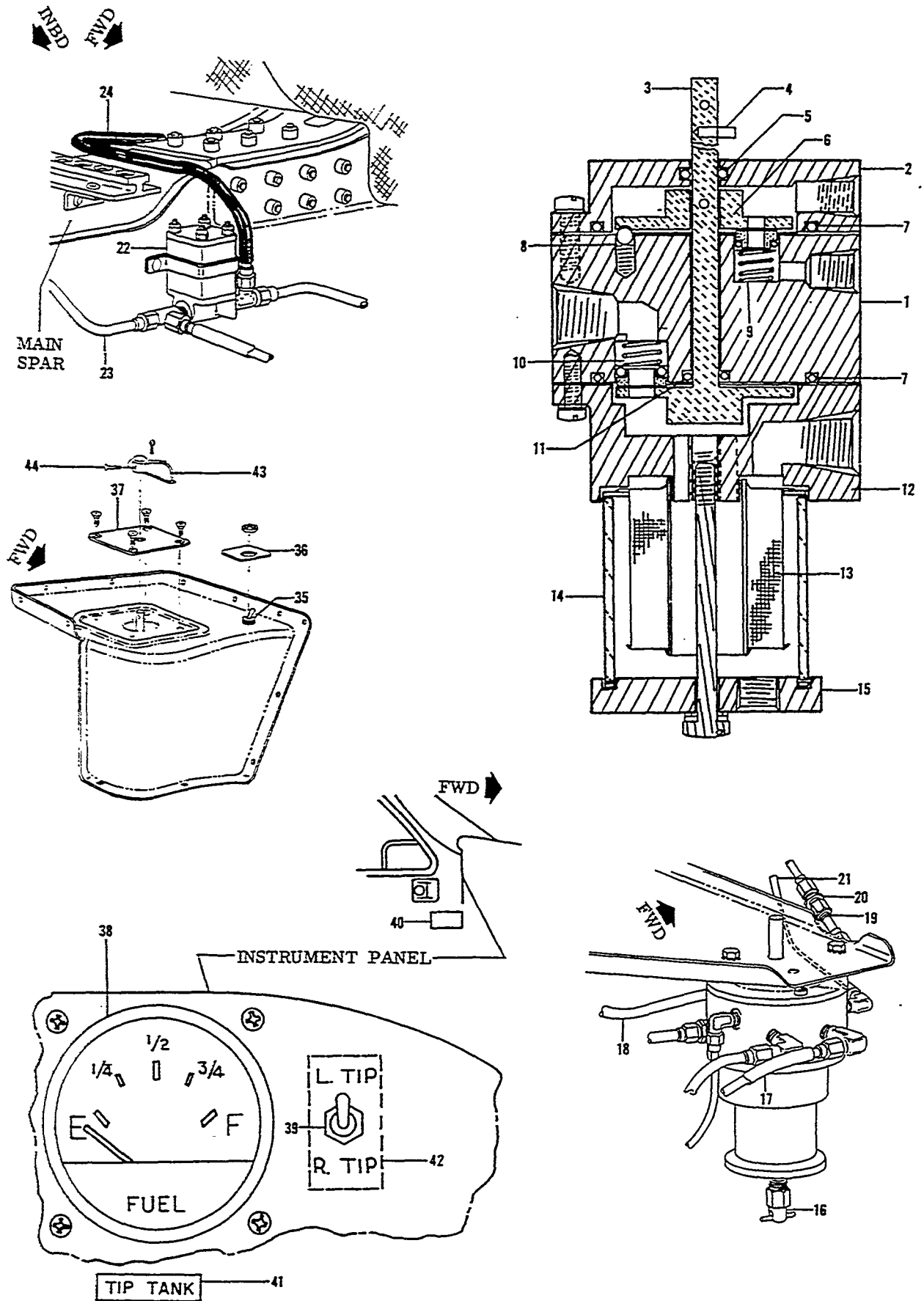


Figure 74. Wing Tip Fuel Tanks (Sheet 1 of 3 Sheets) (D-7977 and After)

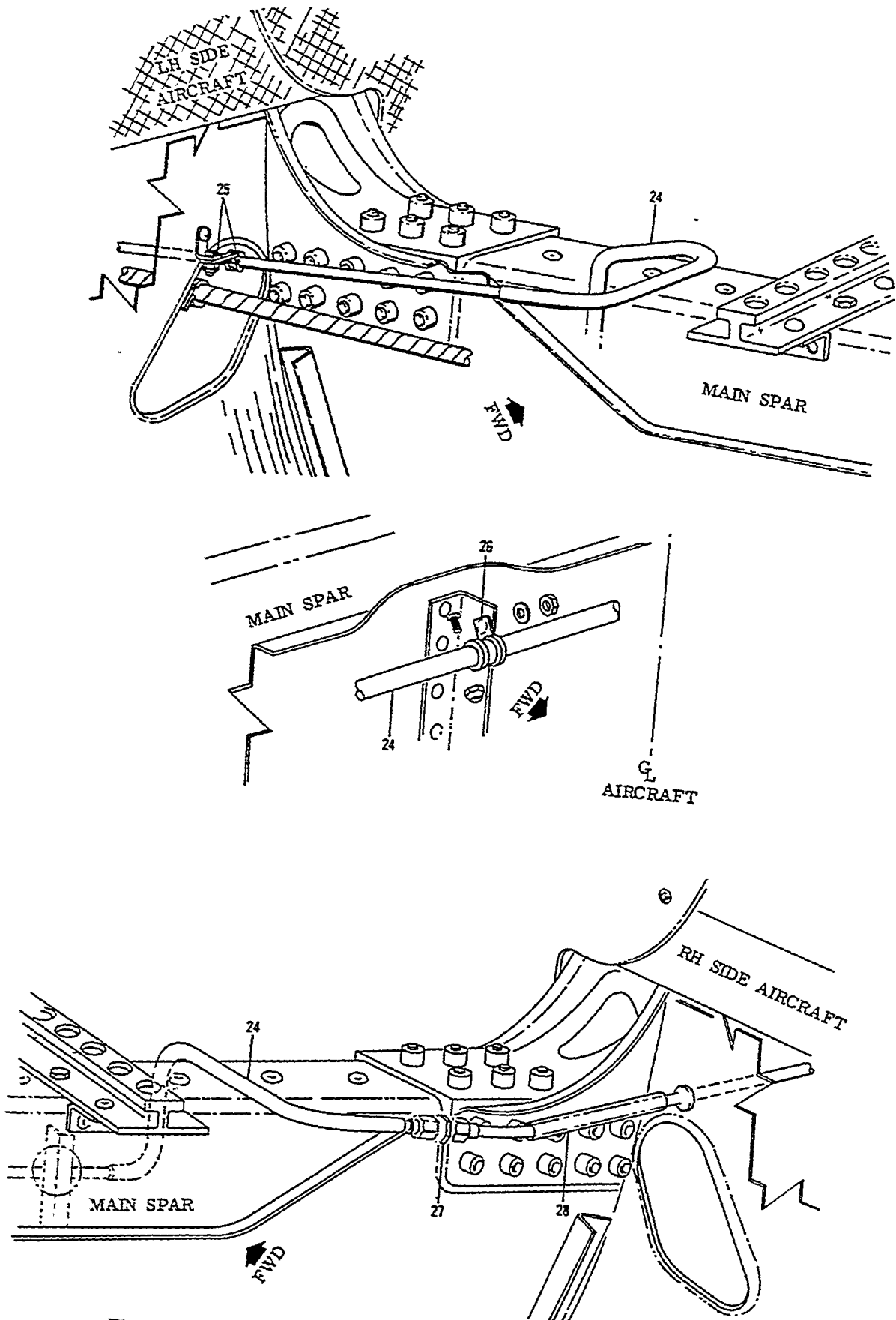


Figure 74. Wing Tip Fuel Tanks (Sheet 2 of 3 Sheets) (D-7977 And After)

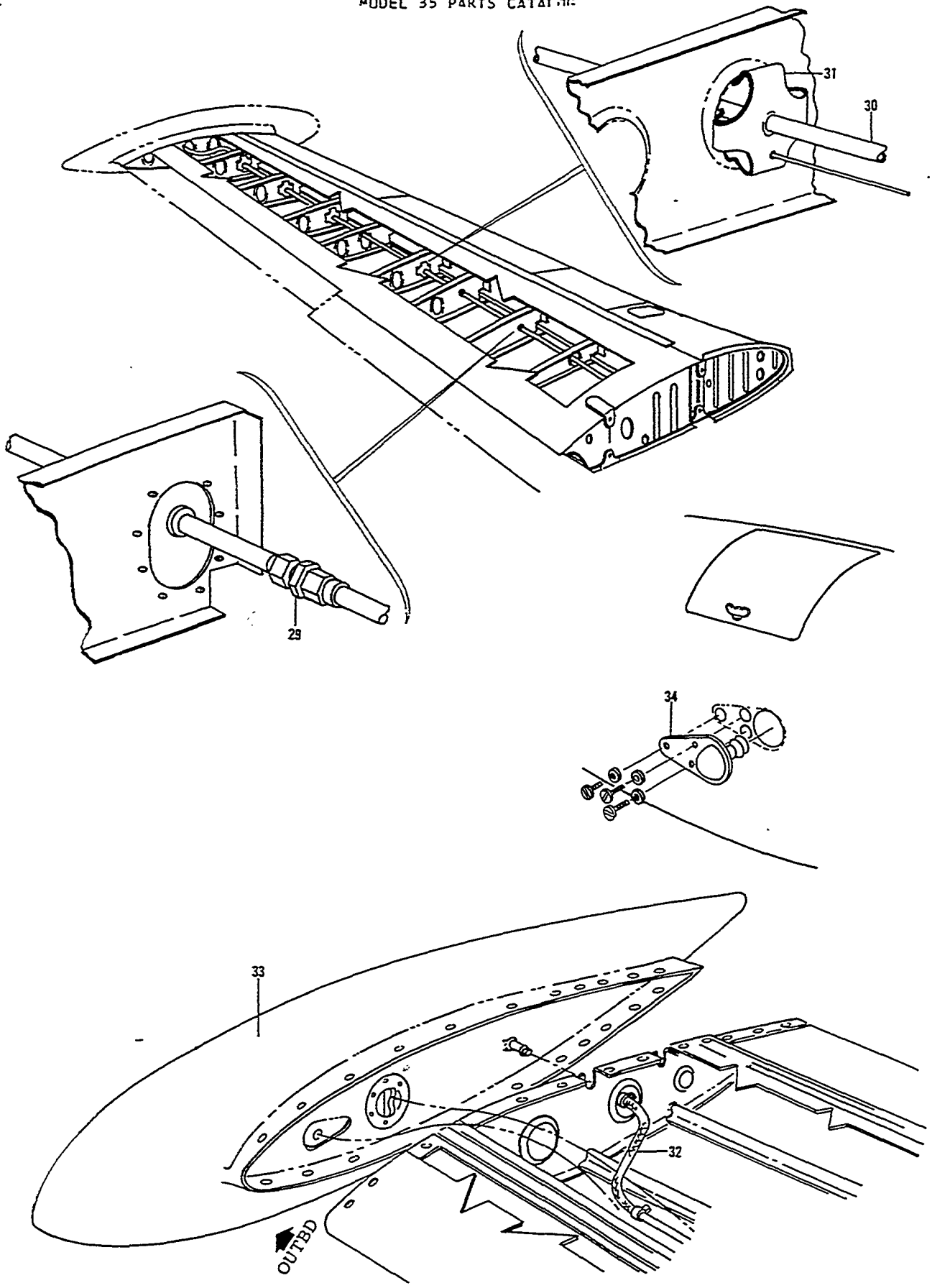


Figure 74. Wing Tip Fuel Tanks (Sheet 3 of 3 Sheets) (D-7977 And After)

FIG. & INDEX NO.	PART NO.	DESCRIPTION	UNITS PER ASSY	USABLE ON CODE
74 -	35-921257-1	TANK INSTL,WING TIP FUEL	NP	1
	35-668-5	. TANK KIT,WING TIP	1	1
	HE763	. . VALVE ASSY,FUEL SELECTOR AND STRAINER	1	1
		/ATTACHING PARTS/		
	AN74-3/M/	. . BOLT.	2	
	AN9368416	. . WASHER.	2	
- 1	HE1569	. . . BODY.	1	1
- 2	HE1570	. . . COVER	1	1
		/ATTACHING PARTS/		
	AN501-10-8	. . . SCREW	3	
	AN935-10L	. . . LOCKWASHER.	3	
- 3	HE1571	. . . ROTOR,MAIN.	1	1
- 4	29-022-094-375	. . . PIN,ROLL	1	1
- 5	MS29513-10	. . . O RING.	1	1
- 6	HE1572	. . . ROTOR, TOP	1	1
		/ATTACHING PARTS/		
	79-022-094-750	. . . PIN,ROLL	1	
- 7	MS29513-136	. . . O RING.	2	1
- 8	HE189	. . . SPRING.	1	1
	5/32	. . . BALL,STEEL.	1	1
	HE1331	. . . SEAL.	1	1
	MS29513-11	. . . O RING.	1	1
	HE1332	. . . WASHER.	1	1
- 9	HE191	. . . SPRING.	1	1
	HE1573	. . . SEAL.	1	1
	MS29513-12	. . . O RING.	1	1
	HE193	. . . WASHER.	1	1
- 10	HE191	. . . SPRING.	1	1
- 11	MS29513-10	. . . O RING.	1	1
- 12	HE1576	. . . BODY,STRAINER /SUPERSEDES HE1574/	1	1
	HE1526-2	. . . GASKET,STRAINER CYLINDER /UPPER/.	1	1
- 13	HE1568-1	. . . ELEMENT,STRAINER.	1	1
- 14	HE1528-8	. . . CYLINDER,STRAINER	1	1
	HE1526-1	. . . GASKET,STRAINER CYLINDER /LOWER/.	1	1
- 15	HE1575	. . . PLATE,SUMP.	1	1
		/ATTACHING PARTS/		
	AN3H23A	. . . BOLT.	1	
	AN960-10L	. . . WASHER.	1	
	600-001-10	. . . SEAL.	1	
- 16	CCA4850	. . . VALVE,FUEL STRAINER DRAIN	1	1
- 17	55035-3	. . . TUBE,FUEL /FUEL SELECTOR TO SOLENOID/	1	1
- 18	55035-4	. . . TUBE,FUEL /FUEL SELECTOR TO SOLENOID/	1	1
- 19	55035-5	. . . TUBE,FUEL /FUEL RETURN FROM ENGINE/	1	1
- 20	AN815-4U	. . . UNION	1	1
- 21	55035-7	. . . TUBE ASSY,FUEL /TO LEFT MAIN RETURN LINE/	1	1
- 22	55028	. . . VALVE ASSY,SOLENOID	1	1
		/ATTACHING PARTS/		
	AN515-8R8	. . . SCREW /SUPERSEDES AN526-83R8/	2	
	AN93688	. . . WASHER.	2	
- 23	55035-1	. . . TUBE,FUEL /SOLENOID TO RH TIP TANK/	1	1
- 24	55035-2	. . . TUBE,FUEL /SOLENOID TO LH TIP	1	1
		TANK FUEL LINE/		
- 25	AN742-6C	. . . CLAMP,FUEL LINE	1	1
		/ATTACHING PARTS/		
	AN515-8R8	. . . SCREW /SUPERSEDES AN526-832R8/.	1	
	AN960D8	. . . WASHER.	1	
	MS20365-832	. . . NUT /SUPERSEDES AN365-832/.	1	



MODEL 35 PARTS CATALOG

FIG. & INDEX NO.	PART NO.	1 2 3 4 5 6 7	DESCRIPTION	UNITS PER ASSY	USABLE ON CODE
74 - 26	7586	. . .	CLAMP,FUEL LINE /ATTACHING PARTS/	1	1
	AN515-8R8	. . .	SCREW /SUPERSEDES AN526-832R8/	2	
	AN960D8	. . .	WASHER.	2	
	MS20365-832	. . .	NUT /SUPERSEDES AN365-832/	2	
- 27	AN815-6D	. . .	UNION	1	1
	AN818-6D	. . .	NUT,COUPLING.	1	1
	AN819-6D	. . .	SLEEVE,FUEL LINE.	1	1
- 28	55035-6	. . .	TUBE,RH FUEL.	1	1
	SB500-6	. . .	GROMMET /SUPERSEDES 500-6/	1	1
- 29	AN815-6D	. . .	UNION,LH & RH	2	1
	AN818-6D	. . .	NUT,UNION	AR	1
	AN819-6D	. . .	SLEEVE,FUEL LINE.	AR	1
- 30	4024-3	. . .	TUBE,FUEL /LH & RH/	2	1
	7586	. . .	CLAMP,FUEL LINE /ATTACHING PARTS/	2	1
	AN515-8R8	. . .	SCREW /SUPERSEDES AN526-832R8/	2	
	AN960D8	. . .	WASHER.	2	
	MS20365-832	. . .	NUT /SUPERSEDES AN365-832/	2	
- 31	55011	. . .	SPIDER,FUEL LINE GUIDE /SMALL/	4	1
	55011-1	. . .	SPIDER,FUEL LINE GUIDE /LARGE/	4	1
	SB500-6	. . .	GROMMET,LH & RH /SUPERSEDES 500-6/	2	1
- 32	55037	. . .	HOSE,FUEL /LH & RH TIP TANK TO TUBE ASSY/	2	1
- 33	55000 LH	. . .	TANK ASSY,LH TIP.	1	1
	55000 RH	. . .	TANK ASSY,RH TIP. /ATTACHING PARTS/	1	1
	AN525-832R7	. . .	SCREW	26	
- 34	30-0009-5	. . .	LIGHT ASSY,LH POSITION /RED/	1	1
	30-0009-6	. . .	LIGHT ASSY,RH POSITION /GREEN/	1	1
- 35	MS35058-23	. . .	SWITCH,FUEL SELECTOR PANEL. /SUPERSEDES AN3021-3/	1	1
- 36	55036-1	. . .	PLACARD,FUEL SELECTOR SWITCH.	1	1
- 37	55036	. . .	PLACARD,FUEL SELECTOR VALVE INSTRUCTIONS. /USE WITH WING TIP TANKS/	1	1
- 38	55027	. . .	GAUGE,TIP TANK FUEL QUANTITY.	1	1
- 39	MS35058-21	. . .	SWITCH,FUEL QUANTITY GAUGE. /SUPERSEDES AN3021-1/	1	1
- 40	55023	. . .	PLACARD /SUPERSEDES 55039/	1	1
- 41	35-921258-7	. . .	PLACARD,GAGE.	1	1
- 42	35-921258-5	. . .	PLACARD,SWITCH.	1	1
	96033	. . .	FLIGHT MANUAL SUPPLEMENT.	1	1
- 43	35-924255-1	. . .	HANDLE ASSY,FUEL SELECTOR /ATTACHING PARTS/	1	1
	A905	. . .	PIN,CLEVIS.	1	
	AN380-1-1	. . .	PIN,COTTER.	1	

CODE EFFECTIVITY

1 D-7977 AND AFTER

S

E

C

T

I


O

N

Beechcraft

BONANZA
MODEL 35

ALPHA-NUMERICAL INDEX



3

B E E C H C R A F T
BONANZA H35 THRU V35A
I L L U S T R A T E D P A R T S C A T A L O G

PART NUMBER	FIGURE & ITEM NO.	PART NUMBER	FIGURE & ITEM NO.	PART NUMBER	FIGURE & ITEM NO.
#10X1/2	034B- 11	AN3023-2	058 - 90	AN380-2-2	032
#576 PRESSTITE	010C	AN3033-1	066	AN380-2-2	032
A-3005	067 - 13	AN3033-2	066	AN380-2-2	048
A-60151	038 - 73	AN3042-1	066A	AN380-2-2	055
A-8101	067	AN3042-2	066A	AN380-2-3	030
AC273	047A	AN3057-16A	066 - 13	AN380-2-3	033
AD877	047A- 57	AN31A4-7	069 - 3	AN380-2-3	033A
AF5-1	006	AN310-3	066	AN380-2-3	046
AGC3	066A	AN310-3	033A- 70	AN380-2-3	047
AMP32445	039	AN310-3	035	AN380-2-3	047
AN123861	053 - 27	AN310-3	047	AN380-2-3	047A
AN123862	053 - 28	AN310-3	047A	AN380-3-2	053
AN123867	053A- 6	AN310-3	047	AN380-3-3	040
AN123872	053 - 17	AN310-4	055 -089	AN380-3-4	036
AN123874	053A- 35	AN310-4/M/	038A	AN380-4-8	033A
AN123888	053A- 11	AN310-5	030	AN380C2-2	045 - 12
AN123888	053 - 15	AN310-5	033	AN381-2-6	013
AN123891	053 - 16	AN310-5	033A	AN381-3-8	055 -116
AN123891	053A- 38	AN3106-28-11S	066 - 12	AN386-2-12A	031 - 13
AN123891	053A- 12	AN315-3R	039	AN392-13	010 - 50
AN123902	053	AN315-3R	065	AN392-15	029
AN14-6D	054	AN315-3R	065	AN392-19	029
AN155-16L	029 - 75	AN316-4L	027	AN392-19	027 - 8
AN155-16S	029 - 76	AN316-4L	051	AN392-19	032
AN155-32L	028 - 13	AN316-4L	051	AN392-19	032 - 6
AN155-32L	032 - 11	AN316-4R	007	AN392-21	029
AN155-32L	051 - 19	AN316-4R	030	AN392-21	029 - 88
AN155-32L	051 - 33	AN316-4R	030	AN392-23	013 - 18
AN155-32S	030 - 8	AN316-4R	027	AN392-23	028 - 4
AN155-32S	027	AN316-4R	037	AN392-23	027
AN155-8L	029 - 32	AN316-4R	041 - 14	AN392-23	027
AN155-8L	029 - 58	AN316-4R	045	AN392-23	029
AN161-16RL	029	AN316-4R	052 - 25A	AN392-23	032
AN161-16RS	066 - 92	AN316-4R	051	AN392-25	013
AN161-16RS	029 - 73	AN316-4R	052 - 32A	AN392-25	030 - 45
AN161-16RS	033A- 71	AN316-5R	027	AN392-25	041 - 11
AN161-22LS	030 - 9	AN316-5R	039	AN392-35	011B- 8
AN165-22RL	028 - 16	AN316-5R	045 - 11	AN392-35	028 - 10
AN165-8RS	029 - 59	AN316-6L	039	AN392-35	028 - 9B
AN200KS4	026 -035	AN316-6R	030 - 33	AN392-35	027 - 19
AN200KS5	026 - 36	AN316-6R	039	AN392-45	028 - 5
AN200K3L	030 - 4	AN316-6R	031	AN392-53	029
AN200K3L	060	AN316-6R	039	AN392-65	029
AN200K3L	060 - 25	AN316-6R	041 - 6	AN392-67	029
AN200K3L	060 - 8	AN316-6R	035 - 14	AN393-29	033A- 84
AN200K3L	060 - 20	AN316-7L	039	AN393-77	036 - 5
AN227-6B	071	AN316-7R	014A	AN4-10A/M/	033A- 59
AN227-6B	013A- 40	AN316-7R	014B	AN4-11A/M/	063 - 42
AN227-7B	071	AN3169-1	024 - 15	AN4-11A/M/	062A- 72
AN227-7B	013A- 39	AN320-3	026	AN4-12/M/	038A- 37
AN227-8B	013A- 36	AN320-3	026	AN4-14/M/	033A
AN23-14	026 - 24	AN3226-3	058 - 86	AN4-14A	038
AN23-14	026 - 19	AN340-6	072	AN4-14A/M/	038A- 62
AN286-1	035 - 25B	AN345B10	024	AN4-6	043
AN3-10A	064B	AN363-524	034C- 2	AN4HTA	053A
AN3-11A/M/	033A- 87	AN363-624	034B- 24	AN4022-1	055 - 59
AN3-14A	014E- 12	AN364-1018C	053A- 9	AN4022-1	062 - 29
AN3-14A/M/	014D- 12	AN364-1018C	053A- 45	AN42-3	066 - 22
AN3-14A/M/	014D- 24	AN365-1032	017	AN42-4	066 - 94
AN3-15	047 - 44D	AN365-428	043	AN42-4	033A- 68
AN3-15	047	AN365-524	033 - 36	AN42-6A	017 - 33
AN3-15/M/	047A- 32	AN365-624	017	AN5-13	033 - 47
AN3-17	039	AN365-624	017	AN5-13/M/	033A- 40
AN3-5A	047	AN365-624	017	AN5-13A/M/	034 - 6
AN3HTA	053A- 23	AN365-632	043	AN5-14A/M/	034
AN3022-2	058 - 85	AN365-632	065	AN5H5A/M/	034B- 17
AN3022-2	058 - 84	AN365B632A	063	AN501-416-32	058 - 17
AN3022-2	058 - 89	AN365B632A	063	AN501A10	014C- 44
AN3022-2	058 - 54	AN366F1032	012	AN501A10-4	034 - 38
AN3022-2	063B- 16	AN380-2-2	026	AN502-10-4	034B- 20
AN3022-2	066 - 59	AN380-2-2	030	AN502-10-4	033
AN3022-3	058 - 55	AN380-2-2	032	AN507-632R5	068 - 27
AN3022-3	058 - 56	AN380-2-2	038A	AN507B632R	063

B E E C H C R A F T
B O N A N Z A H 3 5 T H R U V 3 5 A
I L L U S T R A T E D P A R T S C A T A L O G

PART NUMBER	FIGURE & ITEM NO.	PART NUMBER	FIGURE & ITEM NO.	PART NUMBER	FIGURE & ITEM NO.
AN507B632R	063	AN6270-6-6-7/8	064A- 31	AN737RM34	064A- 47
AN515-10R5	034 - 19	AN6270-6-6-7/8	064 - 32	AN737RM34	064B- 61
AN515-4R12	068 - 7	AN6270-6-6-7/8	062 - 25	AN737RM34	064B- 64
AN515-6	065	AN6270-6-6-7/8	064B- 41	AN737RM34	064B- 56
AN515-6-40	044A	AN6270-6-7-5/8	062 - 26	AN737RM44	047 - 27
AN515-6R20	029 - 66	AN6270-6-7-5/8	064 - 33	AN737RM44	047 - 24
AN515-8-6	039 - 37	AN6270-6-7-5/8	064A- 32	AN737RM44	064 -115
AN515-8R20	044A	AN6270-6-7-5/8	064B- 42	AN737RM44	064 - 99
AN515-8R5	014E	AN6271-4-10 7/8	044 - 19	AN737RM44	064 -112
AN515-8R8	064C- 23	AN6271-4-12	044 - 11	AN737RM44	064 - 97
AN515-832-20	049 - 14	AN6290-2	038 - 53	AN737RM44	064 -107
AN520-10R10	064C	AN6290-4	034 - 22	AN737RM44	064 -109
AN520-10R24	065 - 14	AN6290-4	033	AN737RM44	064B- 81
AN525-10	009 - 65	AN6290-4	033	AN737RM44	064B- 76
AN525-10R	063	AN6290-5	033 - 29	AN737RM44	064A- 69
AN526-632-22	033A- 73	AN6290-6	034A- 10	AN737RM44	064A- 67
AN526-632-40	043	AN6290-6	033	AN737RM44	064A- 72
AN530-10-10	044A	AN6290-6	034 - 39	AN737RM44	064B- 78
AN530-2R	063	AN6290-6	054	AN737RM46	046B- 39
AN530-6R4	062A	AN6290-6	054	AN737RM58	047
AN530-6R6	063	AN6290-6	054	AN737TW22	063
AN530-6R6	063	AN6290-6	057	AN737TW66	046B- 70
AN530-6R6	062A	AN6290-6	056 - 19	AN737TW74-91	046B- 75
AN530-8R	046A	AN659-5	036	AN737TW82	046B- 52
AN530-8R8	062A	AN665-10R	035 - 47	AN737TW82	046A- 42
AN565A6H4	073 - 12	AN665-21R	009 - 95	AN737TW98	046B- 24
AN565B632H3	029	AN666-2RH	035 - 45	AN74A3/M/	053 - 41
AN565D8-3	015A- 95	AN667-2	035 - 44	AN74A4/M/	053
AN565D8-3	015B-110	AN735D6	047	AN74A5	013B- 20
AN565D8H2	068 - 26	AN735D6	047	AN74A5	013B- 17
AN566D8-3	058	AN737-30	064	AN74A5/M/	053
AN6H26A/M/	034B- 22	AN737-30	064A- 37	AN742-11	066A- 20
AN6012-1A	070 - 26	AN737-30	064 - 38	AN742-3	065A- 51
AN6227-1	040 - 12	AN737-30	064B- 47	AN742-4	017 - 23
AN6227-13	040 - 10	AN737RM107	065A- 39	AN742-4	046A- 26
AN6227-13	041 - 19	AN737RM22	068 - 31	AN742-4	065 - 29
AN6227-20	038 - 32	AN737RM22	047	AN742-4	065A- 47
AN6227-24	038 - 33	AN737RM22	064 - 11	AN742-6C	074 - 25
AN6227-27	038 - 34	AN737RM22	064A- 11	AN742D10	058 - 77
AN6227-31	033 - 30	AN737RM22	064 - 95	AN742D16	065 - 59
AN6227-6	033 - 32	AN737RM22	064 - 8	AN742D16	065 - 57
AN6227-6	038A- 13	AN737RM22	064A-008	AN742D24	066A- 63
AN6227-7	040 - 11	AN737RM22	064 - 78	AN743-12	023 - 10
AN6227B10	045	AN737RM22	064 -105	AN743-13	008
AN6227B11	045 - 6	AN737RM22	064 - 68	AN743-13	065 - 23
AN6227B13	024 - 13	AN737RM22	064 - 27	AN743-6	058 - 79
AN6227B23	034A- 3	AN737RM22	064 - 88	AN750-6	014C- 94
AN6227B27	068 - 23	AN737RM22	064A- 58	AN750-6	066 - 43
AN6227B27	034B- 4	AN737RM22	064B- 32	AN7502-24	033A- 64
AN6227B29	034 - 15	AN737RM22	064B- 8	AN780-3	070 - 37
AN6227B31	033A- 48	AN737RM22	064B- 13	AN780-3	071 - 34
AN6227B5	045	AN737RM22	064B- 74	AN790-3	070 - 22
AN6227B6	045 - 5	AN737RM22	064B- 67	AN790-3	070 - 32
AN6227B9	036 - 12	AN737RM22	064A- 65	AN791-3	070 - 28
AN6227B9	045 - 17	AN737RM22	064C- 21	AN791-3	071 - 43
AN6230-1	038A- 18	AN737RM24	064C- 9	AN791-3	070 - 52
AN6230-2	033 - 23	AN737RM26	064 - 48	AN795-3	070 - 30
AN6230-2	038A- 22	AN737RM26	064 - 41	AN8013D2	062A- 73
AN6230-7	033	AN737RM26	064 - 51	AN8013D2	063
AN6230B2	034 - 17	AN737RM26	064A- 40	AN804-4D	044A
AN6230B2	034 - 30	AN737RM26	064B- 50	AN804-4D	044A- 24
AN6230B20	038	AN737RM34	047	AN807-10	064C- 76
AN6230B20	038A- 61	AN737RM34	047 - 13	AN807-60	064C- 10
AN6230B29	034C	AN737RM34	047 - 17	AN813-1A	033 - 28
AN6230B3	034 - 34	AN737RM34	047	AN813-1A	038 - 55
AN6230B30	034C- 10	AN737RM34	064 - 56	AN813-1B	033A- 44
AN6230B37	034 - 12	AN737RM34	064 - 65	AN813-1B	038A- 15
AN6230B5	033A- 47	AN737RM34	064 - 82	AN815-4D	074 - 20
AN6231A19	038A- 26	AN737RM34	064A- 52	AN815-4D	033 - 50
AN6270-2-121/2	047A	AN737RM34	064 - 74	AN815-4D	033 - 62
AN6270-2-13 1/2	055 - 53A	AN737RM34	064 - 85	AN815-4D	044
AN6270-2-16	047A	AN737RM34	064A- 55	AN815-4D	044
AN6270-6-18	064B	AN737RM34	064 - 61	AN815-4D	044A- 58

B E E C M C R A F T
 BONANZA H35 THRU V35A
 I L L U S T R A T E D P A R T S C A T A L O G

PART NUMBER	FIGURE & ITEM NO.	PART NUMBER	FIGURE & ITEM NO.	PART NUMBER	FIGURE & ITEM NO.
AN815-4D	044	AN821-4D	054	AN826-4D	064 - 12
AN815-4D	044	AN821-4D	054	AN826-4D	064B- 18
AN815-4D	044A- 32	AN821-4D	055 - 8	AN826-4D	064A- 12
AN815-4D	044	AN821-4D	055 - 34	AN826-4D	064B- 14
AN815-4D	044A- 45	AN821-4D	055 - 36	AN826-4D	062
AN815-4D	043	AN821-4D	064 - 24	AN826-4D	062
AN815-4D	044A- 41	AN821-4D	064A- 24	AN826-4D	064A- 14
AN815-4D	055	AN821-4D	064C- 18	AN832-2D	047A- 40
AN815-4D	054	AN821-4D	064B- 28	AN832-2D	047 - 38
AN815-4D	057	AN821-5D	071	AN832-3	047A
AN815-4D	064A- 5	AN821-6D	057	AN832-4	055 - 58D
AN815-4D	064 - 5	AN822-4-4D	064 - 21	AN832-4D	033 - 63
AN815-4D	064B- 5	AN822-4B	047	AN832-4D	044
AN815-4D	064B- 21	AN822-4B	064 - 70	AN832-4D	044A- 43
AN815-5D	071 - 89	AN822-4D	044	AN833-2D	047A- 40A
AN815-5D	070 - 96	AN822-4D	043 - 6	AN833-2D	054
AN815-5D	070 - 99	AN822-4D	064	AN833-2D	055 - 57
AN815-6	054	AN822-4D	064 - 20	AN833-4	055
AN815-6	057	AN822-5D	070 -106	AN833-4D	043
AN815-6D	074 - 29	AN822-6	054	AN833-4D	044A- 36
AN815-6D	074 - 27	AN822-6D	057	AN833-4D	044A- 30
AN815-6D	054	AN822-6D	064 - 34	AN833-4D	044A- 23
AN815-6D	C54	AN822-6D	064A- 33	AN833-4D	044
AN815-6D	055	AN822-6D	064B- 43	AN833-4D	044A- 14
AN815-6D	055	AN823-4	033A- 71A	AN833-4D	044A- 60
AN816-2B	047	AN823-4	044	AN833-4D	054
AN816-2B	054	AN823-4	043	AN833-4D	055
AN816-2D	063 - 30	AN823-4	043	AN833-4D	055 - 30
AN816-2D	064B- 92	AN823-4	043	AN833-4D	055 - 62
AN816-2D	064C- 34	AN823-4	044	AN833-4D	055 -064
AN816-4	043	AN823-4	055	AN833-6	055
AN816-4	044	AN823-4D	070 - 85	AN833-6D	055 - 22
AN816-4	044A- 21	AN823-4D	043 - 4	AN833-6D	055 - 20
AN816-4	054	AN823-4D	044	AN833-6D	054
AN816-4B	047	AN823-4D	043	AN833-6D	055 - 51
AN816-4B	047 - 30	AN823-4D	057	AN833-6D	055 - 42B
AN816-4B	047	AN823-4D	062	AN834-4D	043 - 8
AN816-4B	064 - 90	AN823-4D	064A- 21	AN834-4D	044
AN816-4B	064 - 72	AN823-4D	064 - 22	AN834-6D	055 - 45
AN816-4B	064A- 60	AN823-4D	064A- 19	AN837-2D	055 - 54
AN816-4B	064B- 69	AN823-4D	062	AN837-4D	033A- 54
AN816-4D	070 - 87	AN823-4D	064B- 23	AN837-4D	044
AN816-4D	044	AN823-4D	064B- 25	AN837-4D	044A- 11A
AN816-4D	044A- 56	AN823-5D	070 - 49	AN837-4D	043
AN816-4D	064 - 18	AN823-6	054	AN837-4D	044A- 38
AN816-4D	064A- 17	AN823-6	064 - 31	AN837-4D	044A- 47
AN816-4D	062 - 23	AN823-6B	054	AN837-4D	043
AN816-5D	071 - 90	AN823-6D	064A- 30	AN837-4D	044A- 49
AN816-5D	070 -101	AN823-6D	062	AN837-4D	043
AN816-5D	070 -117	AN823-6D	064B- 40	AN837-4D	047A- 66
AN816-6	064 - 30	AN823-6D	064B	AN837-4D	055 - 38
AN816-6D	057	AN824-4D	068 - 42	AN837-4D	055 - 58B
AN816-6D	057	AN824-4D	044A- 5	AN837-6D	055
AN816-6D	064A- 29	AN824-4D	044A- 12	AN837-6D	054
AN816-6D	062	AN824-4D	044	AN837-6D	055
AN816-6D	064B	AN824-4D	044	AN837-6D	055 -075
AN816-6D	064B- 39	AN824-4D	043	AN837-6D	055
AN818-4D	033A	AN824-4D	055 - 28	AN840-4	064B-111
AN818-6D	074	AN824-4D	057	AN840-8	047 - 11
AN818-6D	074	AN824-4D	057	AN840-8	064A- 50
AN819-4	033A	AN824-4D	064A- 3	AN840-8	064 - 80
AN819-6D	074	AN824-4D	064B- 3	AN840-8	064 - 59
AN819-6D	074	AN824-4D	064 - 3	AN840-8	064B-105
AN820-4D	055	AN824-5D	071 -103	AN840-8	064B- 59
AN820-6D	055	AN824-5D	071 - 85A	AN840-8	064C- 45
AN821-4D	044A- 55	AN824-6	055 - 49	AN840-8D	064A- 35
AN821-4D	043	AN824-6D	064C- 4	AN840-8D	064 - 36
AN821-4D	044	AN826-4D	047	AN840-8D	064B- 45
AN821-4D	044	AN826-4D	064 - 16	AN842-8	064 - 52
AN821-4D	043	AN826-4D	064 - 14	AN842-8D	064 - 44
AN821-4D	044A- 34	AN826-4D	064B- 20	AN842-8D	064
AN821-4D	055 - 26	AN826-4D	062	AN842-8D	064A- 43
AN821-4C	055 - 17	AN826-4D	064A- 16	AN842-8D	064B- 53

B E E C H C R A F T
S O N A N Z A H 3 5 T H R U V 3 5 A
I L L U S T R A T E D P A R T S C A T A L O G

PART NUMBER	FIGURE & ITEM NO.	PART NUMBER	FIGURE & ITEM NO.	PART NUMBER	FIGURE & ITEM NO.
AN842-8D	064B	AN924-4D	055	AN960-1216L	064B
AN844-6D	062A- 54	AN924-6	055	AN960-1216L	064A
AN844-8D	064 - 45	AN924-6D	054	AN960-1216L	064
AN844-8D	064A- 44	AN924-6D	055	AN960-1416	068
AN844-8D	064B- 54	AN924-6D	055	AN960-1416	064C
AN848-8D	064 - 39	AN924-6D	055	AN960-3	040 - 13
AN848-8D	064A- 38	AN924-6D	054	AN960-3	046A- 67
AN848-8D	066	AN924-6D	055	AN960-4	068
AN848-8D	064B- 48	AN924-6D	055	AN960-4	068 - 25
AN865-1	050A- 18B	AN924-6D	055	AN960-416	014C
AN89403-2	047A	AN924-8D	052	AN960-416	038A
AN900-10	066A- 48	AN924-8D	051	AN960-416	033A
AN900-9	036	AN924-8D	052	AN960-416	038
AN902-4	033	AN924-8D	052	AN960-416	038A
AN910-1	071 - 33	AN924-8D	051	AN960-416	043
AN910-2	057	AN924-8D	064A	AN960-416	046
AN911-1D	070 - 47	AN924-8D	064B	AN960-416	053
AN912-1D	057	AN924-8D	064	AN960-416	065
AN912-1D	057	AN924-8D	066	AN960-416L	014C
AN912-2D	064B	AN929-4D	044A	AN960-416L	014E
AN912-2D	064A	AN929-5	070 -112	AN960-416L	014D- 10
AN912-2D	064	AN929-5	071 -110	AN960-416L	031
AN913-1D	070 -102	AN929-5	071 -107	AN960-416L	053A
AN913-1D	064 - 46	AN929-6	064C- 11	AN960-416L	058
AN913-1D	064A- 45	AN931-12-17	047A	AN960-516	030
AN914-1	047	AN931-12-17	047 - 25	AN960-516	033A
AN914-1D	068 - 35	AN931-12-17	064A- 61	AN960-516	033
AN914-2	054	AN931-12-17	064 - 91	AN960-516	034C- 3
AN914-5D	071 -128	AN931-12-17	063	AN960-516	034
AN915-2	054	AN931-12-17	064 -101	AN960-516	047A
AN915-4D	043	AN931-12-17	064B- 70	AN960-516	047
AN917-3D	064A- 34	AN931-2-9	055	AN960-516	054
AN917-3D	062A	AN931-2-9	055	AN960-516	055
AN917-3D	064B- 44	AN931-3-5	065	AN960-516	055
AN917-3D	064 - 35	AN931-4S7	010	AN960-516L	034E- 18
AN918-2	057	AN931-5-12	071	AN960-516L	039
AN919-1D	054	AN931-5S13	050A- 31	AN960-516L	038A
AN919-6D	033	AN931-8-13	023 - 12	AN960-6	029
AN919-6D	033A	AN932-2	056 - 40	AN960-6	043
AN919-6D	064C- 2A	AN935-416	013B	AN960-6	044A
AN924-10	064C	AN935-416	013B	AN960-6	063
AN924-2D	047	AN935-416	052	AN960-6	062A
AN924-2D	047A	AN935-416	052	AN960-616	014C
AN924-2D	054	AN936A1016	058	AN960-616	035
AN924-2D	055	AN936A1216	064	AN960-616	034B- 23
AN924-2D	055	AN936A1216	064A	AN960-616	047A
AN924-3D	047A	AN936A1216	064B	AN960-616	066A
AN924-4	033	AN936A316	058 - 71	AN960-616L	025A- 26
AN924-4	055	AN936A616	058 - 68	AN960-616L	025 - 26
AN924-4	055	AN936B10	024	AN960-616L	039
AN924-4D	033A	AN936B1216	066	AN960-616L	041 - 5
AN924-4D	044A	AN940-416	055 -090	AN960-616L	039
AN924-4D	044A	AN960-D10L	039	AN960-616L	053
AN924-4D	044	AN960-10	017	AN960-716	033
AN924-4D	044A	AN960-10	026	AN960-716	043
AN924-4D	043	AN960-10	026	AN960-716	044
AN924-4D	044	AN960-10	035	AN960-716	043
AN924-4D	044	AN960-10	046A	AN960-716	044
AN924-4D	043	AN960-10	047	AN960-716	043
AN924-4D	044A	AN960-10	047	AN960-716	043
AN924-4D	044A	AN960-10	047A	AN960-716	044
AN924-4D	044	AN960-10	063	AN960-716	044
AN924-4D	044A	AN960-10	064C	AN960-716	044A
AN924-4D	043	AN960-10	065A	AN960-716	044A
AN924-4D	044A	AN960-10L	008A	AN960-716	047A
AN924-4D	043	AN960-10L	014E	AN960-716	055
AN924-4D	044A	AN960-10L	014D- 13	AN960-716	054
AN924-4D	044A	AN960-10L	014D	AN960-716	055
AN924-4D	047A	AN960-10L	033A- 69	AN960-716	055 - EL
AN924-4D	054	AN960-10L	039	AN960-716L	039
AN924-4D	055	AN960-10L	047	AN960-716L	044A
AN924-4D	055	AN960-10L	053A- 24	AN960-716L	044A
AN924-4D	055	AN960-10L	066	AN960-716L	044A

B E E C H C R A F T
SONANZA H35 THRU V35A
I L L U S T R A T E D P A R T S C A T A L O G

PART NUMBER	FIGURE & ITEM NO.	PART NUMBER	FIGURE & ITEM NO.	PART NUMBER	FIGURE & ITEM NO.
AN960-716L	044A	A5-30	048	B55	026 - 22
AN960-716L	044A	A5397A	072 - 46	B55	026 - 17
AN960-716L	044A	A57G011	045 - 14	B78X	072 - 4
AN960-716L	044A	A57G102	045	B78X	061 - 2
AN960-716L	056 - 7	A57G103	045	B888	036 - 28
AN960-8	017	A57G104	045	B9195	064 - 63
AN960-8	039	A57G105	045	C82310	066A- 2A
AN960-8	046	A57G107	045	C82320	066A- 3
AN960-8	049	A57G107	045	C83110A	063B- 18
AN960-8	049	A57G109	045	C83115A	066A- 73
AN960-8	047	A57G111	045 - 8	C83120C	066A- 4
AN960-8	051	A57G113	045	CCA-3400	054 - 38
AN960-8	052	A57G118	045	CCA-3400	057 - 2
AN960-8	051	A57G334	045	CCA3400	055 -081
AN960-8	052	A57G336	045	CCA4850	074 - 16
AN960-8	051	A57G393	045 - 1	CCA4850	055 -072
AN960-8	051	A57G394	045	CDLM50	058 -111
AN960-8	052	A57G395	045 - 7	CDLM80	066A
AN960-916	054	A57G395	045 - 2	CLM70	066A- 17
AN960-916	055	A57G396	045 - 16	CM10	063B- 20
AN960A6	033A	A57G399	045 - 4	CM10	066A- 1
AN960A816L	033A- 82	A57G400	045 - 10	CM10	066A
AN960A816L	066 - 80	A57G401	045 - 3	CM15	066A- 1A
AN960C10	066A	A6	069 - 24	CM25	058
AN960D10	033A	A6	063	CM25	058 -103
AN960D10	033A	A6914-1024-1	008	CM5	058 -109
AN960D4	007	A6914-1024-1	022 - 8	CM5	058 -108
AN960D716	033A- 55	A7165-4	063A- 4	CM5	058 -105
AN960PDe	039	A799	041 - 8	CM5	058 -107
AN970-4	058	A8	063	CM5	058 -106
AN975-3	031	A8	062A	CM5	058 -104
AQ4S	066 - 69	A8	064B	CM5	058 -102
AQ5Q	066 - 68	A8926-3	072 - 38	CM5	066A- 2
AQ6Q	066 - 67	A8928-1	072 - 36	CODE 932-5	006
AQBQ	066 - 66	A8931-1	072 - 37	CP6P	066 - 65
AR4	027	A8932-1	072 - 40	CS10A	064B
ATC35-107	072 - 29	A8970-1-330	071 - 82	CS10A	064B
ATC35-107	069	A8970-1-330	070 - 91	CS20A	047A- 18
ATC35-107	061 - 25	A8970-1-330	063A- 8	CS20A	064B
AV181497	047	A8970-2-330	063A	CS4000W/265-4	011B
AV705ACSN125- =	052 - 3	A8970-2-330	063A	CS4000W/265-4	014E- 28
A10	047A	A8970B1-330	071 -131	CS4000W/265-4	0140- 49
A10	063	A8970B1-330	063A- 9	C1399	047A
A1059-014-3	055 -093	A8970B1-330	066A- 37B	C226-1	047A
A1170-2	031 - 7	A8970B2-330	063A- 6	C2400L4P1	010A- 7
A1170-7	031 - 36	A8975-2-330	063A- 7	C2400L4P1	016
A1170-7	031 - 30	B-128	030 - 22	C2400L4P1	016 - 16
A1170-8	031 - 15	B-148	060 - 24	C2400L4VF35-50	010 - 9
A1170-8	031 - 17	BE180	006	C2400L4VT35-50	010
A1170-8	031 - 19	B598577	015C	C37656-41	055 -106
A12	064B	B598577	015C	C4100Y2	069 - 2
A12	064C	BZ3YT	033A- 75	C4100Y2-1	072 - 58
A12	064B	BZ3YT	066 - 83	D-611-A	013B- 23
A1265	072 - 42	B146	031	D-611-A	014B- 32
A14	064B	B148	031	DELETED	010 - 19
A14	064C	B148	031	DELETED	010 - 20
A18	047A	B200-313	053 - 45	DELETED	037 - 5
A1825	066A	B200-341	005 - 5	OY1399-4	011A
A2	016 - 37	B2014-6	072 - 44	OY1399-4	011A- 4
A2016	072 - 49	B2120-501	065 - 7	O165-100-2	063
A225	031 - 53	B2120-501	065 - 52	O165-100A	066A
A225	031 - 49	B2155-501	065 - 52A	D3393	047A
A2981A-4-27	017 - 21	B3-5-1	064C	D3586	047A
A321	058 - 18	B3243	047A	D611A	011B- 19
A321	062	B3243	047A	D611A	013
A3278-1-1	072	B3410-16	047A	D611A	0140- 50
A3278-1-1	061	B3550-1	065A- 3	D611A	014E- 29
A4	063	B36	025 - 30	D7080A1-12	066 - 63
A4194-1	072 - 47	B36	025A- 34	EF5-1	006
A4196-4	072 - 48	B40-1	039 - 29	F-723-6	059 - 21
A4197	072 - 45	B40-1	049 - 9	FCO-33214	057
A4490-2	072 - 43	B40-1	049 - 4	FC153-100	055
A47G032	045 - 15	B500-6	069 - 16	FD-1643	013A- 26

B E E C H C R A F T
BONANZA H35 THRU V35A
I L L U S T R A T E D P A R T S C A T A L O G

PART NUMBER	FIGURE & ITEM NO.	PART NUMBER	FIGURE & ITEM NO.	PART NUMBER	FIGURE & ITEM NO.
FD-1643	014A- 43	HML4	027	ML34-14	051 - 20
FD-1643	013B- 27	HML6	039 - 3	MODEL 106B	063
FD-1643	014B- 36	HMX-5FG	039 - 13	MODEL 106B	062A
FDA-1645	014A- 40	HMXL6FG	039	MS15002-1	033 - 20
FDA-1645	013A- 23	HMX5FG	039	MS15002-1	033A- 39
FDK-2688	014A	HMX5G	039	MS15002-1	033 - 46
FDK-2688-MI	013	HM4	041 - 13	MS15002-1	038A- 43
FDK-2707	014B- 35	HM4U	027 - 42	MS15002-1	038A- 35
FDK-2707	013B- 26	HM4U	037 - 22	MS171494	014C- 43
FDK-2707-1	014A	HM5S	039 - 2	MS171494	014C- 40
FDK2707-58	011B- 18	HM6	035 - 13	MS171496	014C- 12
FD1591-1	013	HS48152	058 - 99	MS171498	014C- 56
FD161	014A- 38	HS49014	015C	MS171498	014C- 38
FD161	013A- 21	HS49014	015C	MS171498	014D- 44
FD161	013A- 24	HS49014	015C	MS171499	014C- 13
FD161	014A- 41	HS49014	015C	MS171499	014D- 33
FR2 1/2	016	HS51248	011B- 10	MS171500	014C- 39
FS200-1	047	IH30-9	064C- 71	MS171530	014C- 14
F12A-3	053A	IQ-52-2	006	MS171534	014D- 29
F12A-4	053A	IOC-2	006	MS171539	014C- 15
F12A-5	053A	IQ470C	047 - 1	MS171539	014D- 30
F12A3/8400-2	047	IQ470G	047	MS20002-5	034C
F3M14	031 - 44	IQ470N	047	MS20201KP6A	073 - 8
F310	029 - 51	IO520B	047A	MS20364-1032	031
F34-14M	052 - 32	JV5	068 - 3	MS20364-1032	039
F34-14M	052 - 25	JV5	066 - 3	MS20364-1032	046A
F34-14M	052 - 12	JV5	066A- 39	MS20364-428	007
F631	059 - 6	J2049-2D	058	MS20364-428	041
F6500AX2	009 - 20	J7518-1	047 - 2	MS20365-1032	008A
F6608DX2	011 - 5	J7518-2	047	MS20365-1032	014C
F6608EX2	011A- 8	KP10A /AN201/	072 - 3	MS20365-1032	014D- 17
GA5-312	048	KP10A /AN201/	072	MS20365-1032	014E- 14
GRADE1 7/16DIA	053A- 13	KP10A /AN201/	061 - 3	MS20365-1032	014D
GY55-49	034C- 4	KP10A /AN201/	061	MS20365-1032	015C
G4000B	064B- 62	KP21B	036 - 22	MS20365-1032	033A
G4000B	064 - 83	KP4A	031 - 50	MS20365-1032	047
G4000B	064 - 76	KP4A	031 - 54	MS20365-1032	063
G4000B	064A- 53	KS6A	030 - 16	MS20365-1032	065A
G4000B	0648	K1000-3BC	015C	MS20365-1032	064C
G4032	064B-107	K1000-3BC	015C	MS20365-428	006 - 20
G455	047 - 10	K1000-3BC	015C	MS20365-428	011B
G455PM	064B- 58	K1000-3BC	015C	MS20365-428	033A- 20
G455PM	064A- 49	K90005-1A	057 - 38	MS20365-428	033A
G455PM	064 - 79	K90005-1A	056	MS20365-428	058
G455PM	064 - 58	LBA27492	015A- 98	MS20365-428	063
G455PM	064C- 44	LBA27492	015B-113	MS20365-428	062A
G455PM	064B-104	LBA27492	058	MS20365-428C	038A
H-5000-032-040	048	LFA2850	058	MS20365-440	068
HE1331	074	LHA30882	015A- 97	MS20365-524	033A- 10
HE1332	074	LHA30882	015B-112	MS20365-524	034
HE1526-1	074	LM67010XL	038	MS20365-624	035
HE1526-2	074	LM67010XL	038	MS20365-632	029
HE1528-8	074 - 14	LM67010XL	038A- 59	MS20365-632	033A
HE1568-1	074 - 13	LM67010XL	038A- 57	MS20365-632	044A
HE1569	074 - 1	LM67048XL	038	MS20365-632	057
HE1570	074 - 2	LM67048XL	038A- 60	MS20365-632	058
HE1571	074 - 3	LOT6A10	047A- 12	MS20365-832	014E
HE1572	074 - 6	LPA27630	058 - 81	MS20365-832	039
HE1573	074	LS6	035 - 6	MS20365-832	049
HE1575	074 - 15	LU27054	015A- 99	MS203658632	062A
HE1576	074 - 12	LU27054	015B-114	MS20392-1-37	039 - 8
HE189	074 - 8	LU27054	058 - 82	MS20392-1-58	039
HE191	074 - 9	LWA2919	015A-100	MS20659-4	029
HE191	074 - 10	LWA29455	015B-115	MS20659-5	036
HE193	074	LWA29455	058	MS20822-3B	047A- 43
HE636	009 - 2	L1148	046	MS20822-4-4D	062
HE641	047 - 14	L18366-1	065A- 5	MS20822-4-4D	064B- 24
HE641	064C- 47	L18366-5	072 - 33	MS20822-4-4D	064A- 20
HET33	055	MC2711	033A- 74	MS20822-4D	044A- 20
HET63	074	MC2711	066 - 82	MS20822-4D	044A- 53
HE825-1	055 -067	MD46-15	030 - 32	MS20822-4D	044A- 51
HE833	055	MD46-15	041 - 3	MS20822-5D	070 - 41
HGI4G	066 - 24	ML34-14	051 - 34	MS20822-5D	070 - 45

B E E C H C R A F T
SONANZA H35 THRU V35A
I L L U S T R A T E D P A R T S C A T A L O G

PART NUMBER	FIGURE & ITEM NO.	PART NUMBER	FIGURE & ITEM NO.	PART NUMBER	FIGURE & ITEM NO.
MS20823-5D	071 -125	MS25083-1BC6	062A- 57	MS35489-6	017 - 18
MS20823-5D	070 - 90	MS25083-4BB12	058	MS35489-6	047
MS20823-5D	071 - 81	MS25123-3-2	066A- 42	MS35489-6	047A
MS20823U4	044A- 9	MS25171-1S	024	MS35489-6	064B- 30
MS20825-5D	071 -127	MS25171-4S	066	MS35489-6	064B- 27
MS20826-5D	071 - 79	MS25226-6-2	066A	MS35489-6	064A- 23
MS20826-5D	070 -110	MS28741-4-0064	054 - 18	MS35489-7	055
MS20826-5D	071 - 99	MS28741-4-0100	043 - 19	MS35489-9	065A- 9
MS20832-4D	071 - 76	MS28741-4-0100	043 - 10	MS35490-11	064C- 13
MS20913-2D	062	MS28741-4-0100	044 - 8	MS9021-110	055 -109
MS20913-2D	062	MS28741-4-0100	044 - 18	M2005M2	011B
MS21045-3	034B- 8	MS28741-4-0102	044	M471	036 - 33
MS21045-3	066A	MS28741-4-0102	055 - 60	M60-5A	006
MS21252-2LS	009 -110	MS28741-4-0107	043 - 13	NAS1455C8-16C	011A- 32
MS21252-3RS	009 -109	MS28741-4-0107	043 - 20	NAS2-101A	030 - 23
MS21919-32	046A- 3	MS28741-4-0114	044	NAS222-16	038A- 10
MS21919-48	046B- 3	MS28741-4-0120	054 - 29	NAS302-27-0605	029 - 78
MS21919DG11	047A- 68	MS28741-4-0123	054 - 17	NAS302-66-3506	029 - 21
MS21919DG11	064C- 75	MS28741-4-0125	033A- 53	NAS302-66-3950	029
MS21919DG12	047	MS28741-4-0126	055 - 58C	NAS302-77-1156	029 - 53A
MS21919DG12	047	MS28741-4-0140	033A- 57	NAS303-27-0581	029 - 77
MS21919DG12	047	MS28741-4-0153	033 - 68	NAS303-27-0587	029 - 79
MS21919DG17	024 - 25	MS28741-4-0153	033 - 61	NAS303-27-0597	029 - 80
MS21919DG17	047	MS28741-4-0153	033	NAS304-22-0255	027 - 13
MS21919DG17	055	MS28741-4-0160	055 - 58A	NAS304-23-0141	014 - 18
MS21919DG2	069 - 27	MS28741-4-0166	055	NAS304-25-0082	028 - 14
MS21919DG26	047 - 19	MS28741-4-0180	033A	NAS304-25-0100	030 - 35
MS21919DG26	064A- 63	MS28741-6-0096	054 - 25	NAS304-25-0106	030
MS21919DG26	064 - 93	MS28741-6-0120	054 - 28	NAS304-25-0106	030 - 34
MS21919DG26	064 -103	MS28741-6-0140	055 - 52	NAS304-26-0603	027 - 20
MS21919DG26	064B- 72	MS28741-6-0162	055	NAS304-33-0247	030
MS21919DG4	044A	MS28775-138	033A- 17	NAS304-33-0255	030 - 39
MS21919DG4	047	MS28776-20	033	NAS304-35-2087	028 - 18B
MS21919DG4	047	MS28776-20R	033 - 31	NAS304-36-0197	030 - 6
MS21919DG4	047	MS28778-3	047A	NAS304-66-0173	027 - 27
MS21919DG4	047	MS28778-5	033A- 45	NAS314-14-1871	032 - 1
MS21919DG54	065A- 40	MS28778-5	038A	NAS315-14-1871	032
MS21919DG7	023 - 7	MS28778-6	033A	NAS334CPA30	033A- 18
MS21919DG8	047	MS29512-03	047A	NAS384-6	062A
MS24402D4	044A	MS29512-4	055	NAS387-6R	062A
MS24665-130	010	MS29512-4	055	NAS387-6R	063
MS24665-130	033A	MS29512-4	055	NAS391-6P	062A
MS24665-130	039	MS29512-6	055	NAS391B16P	062A
MS24665-130	039	MS29512-6	055	NAS395-6-1	071
MS24665-132	027	MS29512-6	055	NAS397-16	035 - 61
MS24665-132	026	MS29512-6	055	NAS397-16	055
MS24665-132	028	MS29512-6	055	NAS397-18	047
MS24665-132	027	MS29513-10	074 - 11	NAS397-24	047A- 13
MS24665-132	029	MS29513-10	074 - 5	NAS397-28	047A- 15
MS24665-132	029	MS29513-10	006 - 29	NAS397-28	047
MS24665-132	028	MS29513-10	055 -096	NAS397-28	047
MS24665-132	027	MS29513-11	074	NAS397-34	047
MS24665-132	029	MS29513-12	074	NAS397-8	035 - 62
MS24665-132	029	MS29513-136	074 - 7	NAS427K22	029 - 85
MS24665-132	028	MS29513-232	006 - 31	NAS430D3-44	047A- 67
MS24665-132	029	MS29513-232	055 -098	NAS50-112	024 - 4
MS24665-132	028	MS3106AB10SL3S	063 - 29	NAS50-112	033 - 9
MS24665-132	029	MS3106A10SBL3S	066A- 65	NAS50-150	034A- 7
MS24665-132	027	MS35058-21	074 - 39	NAS50-187	038A- 17
MS24665-132	029	MS35058-23	069 - 5	NAS50-200	033 - 22
MS24665-132	029	MS35058-23	074 - 35	NAS50-262	033
MS24665-132	035	MS35223-29	072 - 41	NAS50-287	053 - 14
MS24665-132	039	MS35333-37	072	NAS50-77	056 - 6
MS24665-132	066	MS35489-1	069	NAS50-87	041 - 20
MS25005-20	058 - 91	MS35489-10	070	NAS50-93	040 - 9
MS25010-4A	063A	MS35489-11	047A	NAS505-3J	020
MS25026-1	024 - 17	MS35489-145	050A- 34	NAS505-3J	020
MS25026-1	066 - 48	MS35489-20	064B-114	NAS505-4J	038 - 30
MS25026-1	066 - 51	MS35489-23	050A- 18	NAS505-4J	038A- 9
MS25026-1	066 - 50	MS35489-27	050A- 35	NAS507B6R	062A
MS25026-1	066 - 52	MS35489-35	072	NAS51-131	036 - 39
MS25026-1	066 - 47	MS35489-35	072	NAS51-131	036 - 41
MS25083-18C6	063 - 41	MS35489-4	065A	NAS51-18	010 - 47

S E T C H C R A F T
 BONANZA H35 THRU V35A
 I L L U S T R A T E D P A R T S C A T A L O G

PART NUMBER	FIGURE & ITEM NO.	PART NUMBER	FIGURE & ITEM NO.	PART NUMBER	FIGURE & ITEM NO.
NASS1-31	033A- 81	P104-2	066	TYPE XII	072 - 52
NASS1-31	066 - 77	P105-2	066	UB241	058 - 69
NASS1-43	036 - 32	P68X12	066	VB6532	058
NASS1-87	060 - 21	R-426-0011	025 - 32	VM111-4H	058 - 57
NASS48P6	015C	R-451-0019-475	025 - 3	VM911M2A	066A
NASS57-4A	046A- 21	R-457-0627-475	025 - 6	VM911M2A	066A- 54E
NASS57-4A	046B- 19	R-768-0004	025 - 9	VM911M2H	066A- 31
NASS61PF4-15	073 - 5	RA-4405	051 - 16	VM911M3A	066A
ND-R4A	025A- 36	RA-4405	051	VM911M3H	066A- 30
ND77-R4	025 - 8	RA2000C6	055	VV15-625	043 - 12
ND77-R4	025A- 16	RA4405	052 - 29	VV15-625	044 - 10
NO NUMBER	006	RA4405	052 - 5	VV15-625	044
NO NUMBER	007	RA4405	052 - 20	VV15-625	045
NO NUMBER	014D- 55	RD7430-2	047	VV15-625	045
NO NUMBER	014D- 54	RHB32N	047A- 9	VV15-625-1	043
NO NUMBER	011 - 11	RRN237C	033A- 14	VV15-625-1	045
NO NUMBER	014C- 59	RRN237C	033A- 46	VV15-625-1	044
NO NUMBER	014E- 39	RTV108	036	VV15-625-1	044
NO NUMBER	014E- 38	R102	066A- 53B	VV15-625-1	045
NO NUMBER	016 - 38	R201-208	053 - 52	V3-1	068 - 2
NO NUMBER	033	R203-328	053 - 53	V3-1	066 - 2
NO NUMBER	033	R25-10RS30	066A- 27	V3-1	066A- 38
NO NUMBER	030 - 38	R2510RS30	063A- 12	WAIT3-14-4	047A- 19
NO NUMBER	033	R457-0627-475	025A- 8	WC122-2	046
NO NUMBER	030 - 24	R768-0004	025A- 15	WC122-2B29-2	046 - 30
NO NUMBER	030 - 47	R901-311	025A- 40	WC122-58135/8-3	046 - 76
NO NUMBER	030 - 13	R901-311	025 - 36	WW026	063
NO NUMBER	030 - 27	R901-327-34	025A- 17	XA30A385	014A
NO NUMBER	034	R901-327-36	025A- 18	XR4561	063A- 10
NO NUMBER	053 - 57	R903	006	YZ10-1	036
NO NUMBER	053 - 50	S-123	017 - 19	YZ18H1	039 - 36
NO NUMBER	053 - 48	S-123	017 - 28	ZC268-38-7	071 - 1
NO NUMBER	058	S-129	017 - 17	ZC268-38-7	070
NO NUMBER	056 - 33	S-152X84	011 - 8	ZC268-38-7	070 - 1
NO NUMBER	058 - 53	S-167-130	017 - 16	ZF454	070
NO NUMBER	065	SALP-T6-6	033A- 16	ZV852	070
NO NUMBER	066	SB500-6	074	0-380048-9	066A- 76
NO NUMBER	066 - 58A	SB500-6	074	0145-351	058 - 72
NO NUMBER	066B	SC2611	067 - 15	0560B	058
NO NUMBER	066A- 77	SK4239	047	08125	038 - 70
NO NUMBER	066	SK4501A635/16	024	08231	038 - 69
N5000-287	053A- 39	SL4300	014C- 23	08231	038 - 67
N743-13	065A- 46	SS-32-1	067 - 10	09916M1	036 - 29
DF11A	047A	SS26	065 - 49	1-02-000	066 - 39
DF81A	047A- 60	SS48152	062A- 11	1/16 X 1/2	014D- 11
O145-351	066A- 28	SS48155	050A- 21A	1/16 X 1/2 PIN	014E
PF3001-2	070 - 88	SS48182	058 - 98	1/4X20X3/8	071 - 61
PHC-A3VF4/	047A	SS48408	053 - 39	1/4X20X3/8	070 - 70
PK56Z-8-12	039 - 31	SS51058	050A- 18A	1J1-1	064C- 64
PK65A4-6	011A	SS51351	039	1K1-4-6	064B
PK76-2-6	011A	S10340	067 - 12	1K1-4-6	064B- 99
PK79XZ8-7	018 - 5	S123	035 - 43	1K1-4-6	064B
PL-1	058 - 76	S1452-048	038A- 11	1K1-6-10	064B-103
PL1	066A- 19	S152X84	010 - 36	1K1-6-10	064C- 66
PL2	066A	S167-130	035 - 42	1K1-6-10	064C- 43
PL391627-7	- 047	S185-111-003	027 - 37	1K17-1	063 - 27
PP4405	052	S197	065 - 16	1K17-2	064B- 97
PP4405	052	S23AR-RT-CS	015C	1K17-2	064C- 39
PP4405	052	SS5	024 - 8	1K39-8-8	063 - 57
PP561-DS-4	051 - 24	S550	066A	1K9-4-6	063 - 26
PP561DS4	052 - 9	S6RN1201	047A	1K9-4-6	064B- 96
PP561DS4	052 - 43	S6RN1205	047A	1K9-4-6	064C- 38
PP561DS4	052 - 34	S6RN201	047A- 7	1K9-4-8	064B
PRP6227-47	053A- 15	S6RN205	047A- 8	1N4004	068 - 9
PRP6227-47	053 - 47	S6RN25	047 - 9	10-126676	066A- 37
PSM10	066 - 61	TA15M3	066A	10-163020-3	047
PSM15	066	TA1718DT3	008A- 14	10-163060-1	047
PSM20	058 - 93	TS1171-1	006 -015	10-176487-122	066A- 45
PSM20	058 - 95	TS1171-2	006 -016	10-176487-122	066 - 18A
PSM20	058 - 94	TS1222-3	006 -014	10-32NF2X3/4	034B- 6
PSM5	058 - 92	TS1222-4	006	10-32NF2X5/16	034B- 15
PSM5	058 - 96	TS1222-4	006 -013	10-357200-1	058
PI02-2	066	TX11	058 - 70	10-357200-7	066A- 36A

B E E C H C R A F T
BONANZA H35 THRU V35A
I L L U S T R A T E D P A R T S C A T A L O G

PART NUMBER	FIGURE & ITEM NO.	PART NUMBER	FIGURE & ITEM NO.	PART NUMBER	FIGURE & ITEM NO.
100U12	033A- 21	102809-125-029	009 - 67	106043ZA023	063B- 6
10000586	071 - 46	102809A125-014	031	106200FR12-11	047 - 23
10000586	070 - 55	102809A187-024	009 - 74	106200FR12-11	064 - 98
10000596	070 - 74	102933D1ZA0410	068 - 5	106200FR12-11	064A- 68
10000596	071 - 65	102933D1ZA0410	066A- 41	106200FR12-11	064B- 77
100696D-ZF008	015C	102933D4ZJ0190	014D- 16	106200FR12-11	064 -111
100696D-ZF020	055 - 61A	102933D4ZJ0190	014E	106200FR12-12	047 - 26
100696D-ZF020	044A	102933D4ZJ1000	014D- 25	106200FR12-12	064 - 96
100696S-YM028	029	102933D4ZK0139	030 - 3	106200FR12-12	064 -106
100696S-YZ017	025A- 25	102933D5ZM0190	014A- 36	106200FR12-12	064A- 66
100696S-YZ017	025 - 25	102933D5ZM0190	0138- 22	106200FR12-12	064B- 75
100696X-YD024	036 - 16	102933D5ZM0190	013A	106200FR12-14	047 - 26A
100801A14-0375	014C- 37	102933D5ZX0749	031	106200FR12-14	047A- 17
100801A14-0375	014C- 33	102933D5ZX0749	031	106200FR12-14	064B-112
100801A5-0500	014C- 41	102933P7ZR0200	066A- 25	106200FR12-14	064A- 71
100801X12-0605	009	102933S4ZJ0040	046A	106200FR12-14	064 -108
100942C0020-31	035 - 53	102933S4ZJ0093	065A-049	106200FR12-14	064B- 80
100942H0022-22	046 - 18	102933S4ZK0479	030 - 5	106200FR12-14	064 -114
100942H0022-32	009 - 69	102933S6ZM0875	014B- 22	106200FR4-10	047
100942K0204-60	065 - 15	102933S6ZM0875	014A- 12	106200FR4-10	064 - 67
100942L0023-17	009 - 81	103637	021 - 7	106200FR4-16	047
100942L0116-37	009	103637	026 - 32	106200FR4-16	064 - 77
100942L0200-48	011B- 9	103637	022 - 9	106200FR4-16	064B- 66
100942L023-17	008A- 25	103637	026 - 9	106200FR4-16	064 - 87
100942U0324-44	029 - 56	105-210-101	073 - 17	106200FR4-16	064A- 57
100942X0012-8	013 - 9	105090B005-6E	025A- 27	106200FR4-50	047
100943YC112D	036 - 11	105090B005-6E	025 - 27	106200FR4-50	064 -104
100943Y0302C	041 - 17	105090B020-12	030 - 28	106200FR4-50	064 - 94
100943YN012R	065	105090CR032-4E	036 - 35	106200FR4-50	064A- 64
100943YN012R	065A- 17	105090D050-12G	068 - 21	106200FR4-50	064B- 73
100943ZA016J	014C- 66	105739S-XE0137	035 - 40	106200FR4-80	047A- 73
100943ZA016J	014D- 15	105739S-YK0431	033 - 48	106200FR4-80	055 - 52C
100943ZA016J	014E	105739S-YK0431	033A- 41	106200FR8-12	047
100943ZE316G	040 - 4	105739S-YZ0391	031 - 26	106200FR8-12	064 - 60
100943ZG108G	072 - 14	105739S-YZ0532	031 - 22	106200FR8-20	047 - 16
100943ZG108G	061 - 14	105739S-YZ0532	031 - 41	106200FR8-20	064A- 54
100943ZJ108D	014C- 54	105739S-YZ0594	031 - 39	106200FR8-20	064 - 84
100943ZS023G	014C- 57	105739S-YZ0594	031 - 24	106200FR8-20	064 - 64
100943ZS027G	014E- 10	105739S-YZ0641	031 - 37	106200FR8-20	064B- 63
100943ZS027G	014D- 9	105739S-ZT0250	035 - 39	106200FR8-25	047 - 12
100951D0020WH	071	105739X-ZK0156	008A- 13	106200FR8-25	064 - 81
100951D0020WH	070	105739X-ZR0065	009 - 54	106200FR8-25	064A- 51
100951D0020WH	071	105739X-ZR0102	009 - 61	106200FR8-25	064 - 73
100951D0032VA	043	105739X-ZR0110	009 - 49	106200FR8-25	064B- 60
100951D0032VA	044A	105739X-ZR0168	009 - 58	106200FR8-44	064 - 55
100951D0032YF	033A- 80	105739X-ZR0187	009 - 50	106200FR8-44	064B- 55
100951D0032YF	066 - 78	105739X-ZR0260	009 - 55	106200FR8-44	064A- 46
100951S031XW	031	105739X-ZR0328	009 - 37	106200H10-18	063 - 58
100951S031XW	031	105740X-YN1458	038 - 12	106200H10-7	063 - 54
100951S031XW	031	105740X-ZG0190	027	106200H12-14	047A
100951S031XW	031 - 23	105740X-ZJ0490	037 - 17	106200H4-12	055 - 43B
100951S031XW	031	105740X-ZL0104	041	106200H4-13	057 - 21
100951S031XW	031	105740X-ZR0480	037 - 10	106200H4-15	055
100951S063XP	035 - 10	105740X-ZU1365	038 - 10	106200H4-15	054 - 2
100951S063YH	038A	105774C-ZE00328	062A- 85	106200H4-15	055 - 24
100951S063YU	035 - 12	105774C-ZE00328	063 - 76	106200H4-15	055
100951S063ZZ	038A	105798-12	046A- 2	106200H4-15	055 - 4
100951X062WS	066A	105798-12	046A- 50	106200H4-15	055 - 13
100951X063YW	036 - 10	105798-12	046 - 79	106200H4-15	055
100951X100WL	033A- 63B	105798-13	046B- 2	106200H4-15	055 - 15
1010	058 - 87	105798-13	046B- 5	106200H4-15	055 - 6
101321-00A0750	009 - 19	105798-15	066A- 52	106200H4-15	055 - 32
102361-00908	058 - 51	105798-18	046A- 6	106200H4-15	055
102808-4B012	056 - 8	105798-18	046A- 8	106200H6-	063
102808-4D012	046	105798-18	047	106200H6-27	055 - 18A
102808-4D012	046	105798-18	047A- 59	106200H6-27	055 - 9A
102808-4D012	065	105798-7	046B- 7	106200H8-23	063 - 33
102808-4E324	046 - 56	105798-9	046A- 56	106200H8-60	064B- 98
102808-4F516	046	105798-9	046B- 51	106200H8-60	064C- 40
102808-4G012	046	106-100002	047A- 39	106200H8-7	063 - 55
102809-072-018	072 - 21	106-10002	054	106203-00108	029
102809-072-018	061 - 19	106B	047A- 22	106242-10-00800	044
102809-093-026	040 - 6	106043ZA020	055 - 55	106242-10-00800	043

B E E C H C R A F T
 BONANZA H35 THRU V35A
 I L L U S T R A T E D P A R T S C A T A L O G

PART NUMBER	FIGURE & ITEM NO.	PART NUMBER	FIGURE & ITEM NO.	PART NUMBER	FIGURE & ITEM NO.
106242-10-00800	044	112412	047A- 45	114931-1-9	066A
106242-10-00800	043	112412	047	114931-7-6	066A- 8
106242-10-00800	043	112412	051 - 27	115	034
106242-10-00800	043	112412	051	115-384018	063 - 4
106242-10-00800	044	112412	051 - 8	115081-5	005 - 16
106242-12-00208	047 - 28	112412	049	115081-7	005
106242-4-00300	057	112412	052 - 39	115090-19-1	006
106242-5-01550	011A- 34	112412	052	115092-11000	018 - 80
106242-7-03600	033A	112412	052 - 14	115123-4	011B- 20
106242-9-00504	066	112413-2	008A- 6	115136-12	043
107463-4	063 - 61	112413-2	046	115136-4	043 - 1
107463-4	062A- 67	112413-2	051 - 9	115155X10FTL	009 - 91
1076-13	069 - 13	112413-2	051	115167CXX140153	047
108492S1416-116	064C	112413-4	047A- 46	115167CXZ060285	047 - 48
109010	045	112413-4	047	115167CXZ060585	047 - 49
110A	034	112413-4	049	115167CXZ060585	047A- 14
1101912	047	112413-8	051	115167CXZ080565	047 - 35
1108249	047	112413-8	052 - 15	115167CXZ120333	046 - 4
1108249	047A- 4	112413-8	051 - 28	115167DXX040303	046B- 38
1109681	047 - 3	112413-8	052 - 40	115167DXX081343	046A- 1
1109694	047	112413-8	052	115167DXX081483	046B- 6
1111-517700	054 - 5	112416	071 - 13	115167DXX120523	046A- 5
1111-517700	057 - 17	112416	070 - 13	115167DXX121123	046A- 7
1111-517702	057 - 32	112436-2	017 - 26	115167DXX121563	046B- 1
1111-595272	057	112436-6	008A- 4	115167DXX12120684	046 - 7
11116M1	024 - 7	112436-6	046 - 23	115184	014B
111190-14	040 - 8	112436-6	051 - 7	115184	013B
111190-2	038 - 37	112436-6	047	115184	013B
111191-02406	012 - 9	112436-6	052 - 13	115184	014B
111192-06000	012 - 10	112436-6	051	115693-2-00212	047
111200-2	038 - 38	112436-6	051	11814	069 - 12
111200-6	033 - 33	112436-6	047A- 47	118540-8HP-1	017 - 29
111200-6	038A- 24	112436-6	051 - 26	118540-8HP-5	030 - 41
1114213	047 - 3A	112436-6	049 - 16	1185408HP2	029 - 33
1114213	047A- 49	112436-6	052 - 38	1185408HP2	029 - 23
111503-1715-093	060	112436-6	052	1185408HP2	029 - 86
111504YH0102-13	014B- 8	112733-2	005 - 10	1185408HP3	027
111504ZA0020-22	056 - 20	112733-4	005	1185408HP3	027
111504ZF0020-14	056 - 21	112734	005 - 17	1185408HP3	028
111504ZM0020-8	013B- 14	112735 B-C	005 - 13	1185408HP3	032
111504ZT0324-3	055 -069B	112735 W-C	005	1185408HP3	028
111504ZT0324-3	056 - 24	112736 B-C	005 - 14	1185408HP3	029 - 82
111504ZV0100-3	056 - 30	112736 W-C	005	1185408HP3	029
111716AX2XX14	066A- 58	113	053A- 7	1185408HP4	027
111716AX2XX14	066	113-205-102	066A- 5	1185408HP4	027
111716AX2XX30	066A- 54D	11321-366	069 - 23	1185408HP4	027
111716AX4XX114	046 - 78	11321-366R	069 - 21	1185408HP4	027
111716AX4XX127	046	11321-36R	069 - 22	1185408HP4	029
111716AX4XX135	046	113642	014A	1185408HP4	029 - 22
111716AX4XX15	046A- 48	113642	014A	1185408HP4	032
111716AX4XX15	046B- 69	113642	013A	1185408HP4	032
111716AX5XX34	046A- 54	113642	013	1185408HP4	028
111716AX5XX34	046B- 74	113642	013A	1185408HP4	032
111716AX5XX44	046B- 50	113658-034-00	006 - 4	1185408HP4	029 - 26
111716AX5XX44	046A	113667	006	1185408HP4	028
111716AX6XX110	065A- 38	113676-2	014A- 26	118641	014C- 69
111722	026 - 5	113676-4	014B- 37	118641	014C- 63
111722-03408	018 - 8E	113676-4	014B- 33	118641	014E- 13
111728-6E6-50	046 - 35	113676-4	013 - 20	118641	014C- 49
111745	005 - 15	113676-4	013B- 28	118641	014D- 14
1118823	047	113676-4	014A- 42	118642-1	038A
1119224C	066 - 14	113676-4	013A- 22	118642-7	033A- 42
1119224C	066A- 54	113676-4	013A- 25	118649	066 - 23
112	053A- 4	113676-4	013B- 24	118649	066A- 64
112135	044A	113676-4	014A- 39	118650	011B
112136-12	044	113677	013 - 19	118650-1	015C-115
112136-12	044A- 1	11385	069 - 25	118663	005
112136-4	044 - 1	114693-2	063 - 32	118663-1	005 - 19
112149-2	017 - 25	114693-2-00212	047 - 36	118664	066A- 12
112406	033A- 27	114693-2-01300	047A- 51	113665	066A- 14
112412	008A- 5	114693-4	063 - 28	11868	069 - 9
112412	046	114931-1-13	066A- 9	11869	069 - 8
112412	051	114931-1-5	066A- 10	11870-24OR	069 - 17

B E E C H C R A F T
 BONANZA H35 THRU V35A
 I L L U S T R A T E D P A R T S C A T A L O G

PART NUMBER	FIGURE & ITEM NO.	PART NUMBER	FIGURE & ITEM NO.	PART NUMBER	FIGURE & ITEM NO.
11870-36GR	069 - 19	13889	034 - 5	18-300009-21	070 - 7
11870-84BL	069 - 20	13889	034C	18-300009-21	071 - 24
11873-7	069 - 15	13889	034C- 12	18-300009-21	071 - 7
119	066A- 24	13917	008 - 35	18-300009-23	070 - 38
11900-29	069 - 10	1440-14	016	18-300009-27	070
1232-00	051	1465X	047	18-300009-29	070 - 46
1232-00	052	14693-6	063 - 31	18-300009-31	070 - 48
1232-00	052	15-186	006	18-300009-31	070 -103
1232-00	051	15AD8557	058	18-380021-3	063 - 17
1232-00	052	150PDL12	062A- 60	18-534013-13	014C- 1
1232-4	058	150PDL12	063 - 40	18-534013-15	014C- 3
129002	013A- 34	150PL12	058 - 15	18-534013-17	014C- 17
13X1565	016	150PL14	058	18-534013-19	014C- 7
130000BEP3	027	150PL14	062A- 71	18-534013-25	014C- 10
130000BEP3	027	150PL14	063 - 65	18-534013-27	014C- 21
130000BEP3	032	150PL8	058	18-534013-29	014C- 28
130000BEP3	029 - 30	1501751	062	18-534013-31	014C- 26
130000BEP3	029 - 28	1502093	062A- 17	18-534013-49	014C- 34
130000BEP3	028	1502093	063 - 49	18-534013-51	014C- 22
130000BEP3	028	1508439	062	18-534013-53	014C- 46
130000BEP3	028	1508440	062	18-534013-55	014C- 32
130000BEP3	029 - 32A	1509413	062A	18-534013-55	014C- 30
130000BEP4	027	151	066 - 71	18-534013-59	014C- 42
130000BEP4	027	1512	066A	18-534013-601	014C
130000BEP4	029	1512926	047A- 64	18-534013-606	014C
130000BEP4	032	1512926	066A- 47	18-534013-608	014C
130000BEP4	029 - 30A	1513176	062	18-534013-609	014C
130000BEP4	028 - 118	1513429	062	18-534013-610	014C
130008-1032	044A	1514243	062A	18-534013-67	014C- 91
130010	014D	1514243	062A	18-534013-69	014C- 35
130010	014E- 6	1514244	062A- 15	18-534013-7	014C- 36
130010	014C- 45	1514244	062A	18-534013-7	014C- 29
130020-1	005 - 20	1514244	063 - 47	18-534013-71	014C- 31
130030-1	062A- 86	1514340	047A- 63	18-534013-71	014C- 11
130030-1	063 - 79	1514340	066	18-534013-73	014C
130066-3	006 - 5	1514340	066A- 49	18-534013-77	014C- 84
130071	005 - 21	1517127	055 -078	18-534015-1	014C- 19
130498A29-33 C	011B	1517127	054 - 35	18-534015-2	014C
130498C19-39	014E- 27	1518516	062	18-534016-1	014C- 5
130498C19-39	0140	1518770	057 - 10	18-534016-2	014C- 6
130498C29-33	011B	1518771	057	18-534020-3	014C
130524-3-0124	047A- 42	15320	070 -119	18-534022-2	014C- 16
130524-3-0160	047A- 41	156	053A- 26	18-534024-1	014C- 24
130524-4-0130	047A- 70	157	053A- 25	180B	056 - 28
130524-4-0160	047A- 65	158	053A- 27	1813	058 - 63
130524-4-0170	047A- 71	1584238	058	1813	058
130524-6-0185	047A	1589084	047	1813	066A
130569	014E- 30	16-0072-1	072 - 39	1813	066A
130569	014D- 51	1604-78	034 - 40	1813	066 - 42
130728	005 - 15A	1604-78	034A- 8	1816	072 - 50
131	053A- 40	1641B	029 - 45	1816	065A
133	053A- 41	1679	063 - 19	183946	007
133A3	062A- 62	169-300001-21	034 - 29	185678	048 - 9
133A3	064C- 41	169-380005-11	046A- 22	186-218	047 - 44E
133A3	064B-101	169-380021-5	066A- 53A	186-218	047
133A4	064B-101A	169-380021-7	066A- 52A	186-218	047A- 33
133A4	062A- 61	169-910028-13	046B- 12	1870	065A
135	053A- 29	169-910028-13	046B- 61	187247	014B- 9
135 METER	062A- 88	169-910028-13	046A- 62	18754-1	028 - 7
135 METER	063 - 81	171	053A- 10	18754-6	028
136	053A	1728B	038 - 13	1891	063
13621XL	034C- 9	1729	033 - 41	1906945	047A
13621XL	034C- 7	1729	033A- 34	191	053A- 14
13685XL	034C- 1	1729	035 - 25A	194	053A- 16
13753	070 - 81	1729	038A- 44	1958197	047A
13753	071 - 72	1729	038A- 36	2-2045-2-15	056 - 10
138-1	066A	1729	038 - 46	2-2045-2-15	056 - 4
13830	034C- 25	1755	069 - 7	2-2045-2-7	056 - 34
13830	034 - 3	18-300001-1	070	2-2045-2-8	056 - 5
13830	034C	18-300001-5	070	2A20580	015A- 17
13830	034	18-300004-1	070	2A20580	015B- 18
13830	034C	18-300009-11	070 - 14	2A20580	015B
13830	034C- 18	18-300009-11	071 - 14	2A36C23P/84B/0	047

B E E C H C R A F T
 BONANZA H35 THRU V35A
 I L L U S T R A T E D P A R T S C A T A L O G

PART NUMBER	FIGURE E ITEM NO.	PART NUMBER	FIGURE E ITEM NO.	PART NUMBER	FIGURE E ITEM NO.
2A36C23P/8480	047A	271P1/4-1/8	068 - 36	278-360-1	053
20-0041	072	277	053A	278-360-2	053
20-0041-1-1816	072	277-1	053A	278-360-3	053
20-0041-3	072	278-100-1	053	278-361	053
200-2-2	070 - 77	278-100-11	053	278-365	053
200-2-2	071 - 68	278-100-13	053	278-377	053
200-8-2	071 - 70	278-100-5	053	278-377-3	053 - 40
200-8-2	070 - 79	278-100-7	053	278-377-5	053 - 38
200CW	064C- 67	278-100-9	053	278-377-602	053
200008	065 - 55	278-102	047	278-378	005 - 4
202563	063 - 51	278-102	053	278-378	053
206	073 - 11	278-102-612	053	278-379	005 - 4A
207-400301000617	061	278-111	047	278-379	053 - 35A
21 TAPE	007 -113A	278-111	053	278-381	053
210175	047	278-111-604	053	278-381-1	053 - 35
210175F	047	278-112	047	278-383	053 - 33
210175G	047	278-112	053	279-341	053 - 51
210175H	047	278-112-602	053	2824	070 - 76
210175J	047	278-113	047	2824	071 - 67
210235	047 - 34	278-113	053	28314-00	071
210235	047	278-114	047 - 32	28316-11	071
210235A	047	278-114	053	28317-11	071
210235A	047	278-114-602	053	29-022-094-375	074 - 4
210235A	047	278-116	053	294660-1	015C-125
210452	047	278-116-1	053	294929A2	050A- 32
212	053A- 1	278-116-602	047	295300	013A- 13
212-1	053A	278-116-604	047	295460-3-5	013A- 12
2140-53	055 - 43A	278-201	053	2985-6	069 - 11
215-312	053 - 49	278-202	053 - 7	2985054	066A- 54C
215-319-10	053 - 46	278-204	053	3/16IDX1/16WALL	070 -122
217	053A- 46	278-204-13	053 - 4	3/16IDX1/16WALL	071 -113
217H	058 - 62	278-204-22	053 - 5	3A1040-1	046
2192	062A- 66	278-204-23	053 - 6	3A1040-2	051 - 6
2192	063 - 60	278-204-25	053	3A1040-4	046
2194	023 - 14	278-205-11	053	3A1041	051 - 11
22-627	055	278-205-9	053 - 31	3A32C76T/82NB2	047A- 62
22-627	062	278-208-84	053	3V-705ACSN125-60	051
22-627	064B- 90	278-208-84-3	053 - 44	3V-710-1177-2	052 - 27
22FH-428	038	278-208-84-602	053	3V705ACSN125-64	052 - 18
22R5Q75	066	278-209-84-3	053	3V710-1116-3	052
220	053A- 17	278-209-84-602	053	3V710-1177-2	052
22427-1	071 -118	278-209-84-603	053	3V710-1177-2	052
23-75-1	062A- 53	278-213-82	053	3V710-1177-3	052
231	053A- 5	278-213-82-5	053	3V710-1177-5	052
2356	066A- 26	278-214-82	053	3XSK8720-635/16	024 - 2
23599	071 - 91	278-214-82-602	053	30-0009-5	074 - 34
23599	070 -113	278-240	053	30-0009-6	074
237	053A- 19	278-240-3	053	30-15	069
2373	065A- 2	278-241	053	300-3TTM	071 -120
2373	065A- 22	278-301	053 - 18	300-8-2	071 -122
2373	065A- 33	278-302	053 - 11	300-911-930	006 - 9
238	053A	278-304	053 - 13	3003	011A
239	053A- 37	278-305	053 - 8	3005A1	062A
240	053A- 36	278-306	053 - 20	3005A1	064B
241	053A	278-307	053 - 12	3006	011A
24555-7	071 -119	278-308	053 - 26	302D	033A- 43
24567-1	071 -117	278-310	053	302D	033 - 27
248	053A- 22	278-311	053 - 36	302D	038 - 54
248-1	053A	278-333	053	302D	038A- 14
25378-3	070 - 83	278-336	053 - 21	31-408	025A- 9
25378-3	071 - 74	278-337	005 - 2	319	066 - 35
254160801000101	072 - 7	278-340	053 - 25	319A208-4	073 - 3
26006	073 - 16	278-341	053 - 42	32-436	064B- 52
268P1/4-1/8	064C- 32	278-342	005 - 1	32FE524	034
268P1/4-1/8	063 - 23	278-343	005 - 3	327	071
268P1/4-1/8	064B- 89	278-346	053 - 29	33-130000	021
26875-48	071 - 32	278-350	053 - 22	33-324010-11	064B- 17
269P1/4-1/8	064B- 94	278-351	053 - 9	33-324025-1	007
269P1/4-1/8	064C- 36	278-359	053	33-324029	015A- 22
269P1/4-1/8	068 - 37	278-359-1	053 - 56	33-324030	015A- 64
271P1/4-1/8	063 - 22	278-359-2	053	33-324032	015B- 84
271P1/4-1/8	064B- 85	278-359-3	053	33-324032	015A- 63
271P1/4-1/8	064C- 28	278-360	053	33-324032	015C-103

B E E C H C R A F T
 BONANZA H35 THRU V35A
 I L L U S T R A T E D P A R T S C A T A L O G

PART NUMBER	FIGURE & ITEM NO.	PART NUMBER	FIGURE & ITEM NO.	PART NUMBER	FIGURE & ITEM NO.
33-329010-19	050A- 9	330	072	35-115036	019A- 8
33-329010-19	064C- 70	330	071	35-115036-1	019A
33-364018	073 - 18	330	063A- 5	35-115036-1	019
33-380003-1	066A	330	063A	35-115037	019A- 6
33-380003-3	066	330	066A	35-115037	019 - 34
33-410040	007	330	066A- 32	35-115037-1	019
33-410040-21	007	330	066A	35-115037-1	019A
33-500003-1	069	333-8187AMS7274	053A- 8	35-115038	019 - 35
33-524023-11	073 - 9	34C8759	015A- 85	35-115038	019A- 7
33-524023-3	073	34C8759	015C- 47	35-115038-1	019A
33-524024	073 - 13	35-000026 B-C	005 - 9	35-115038-1	019
33-524025	073 - 4	35-000026 W-C	005	35-115041	020 - 34
33-530002-11	015A- 31	35-000047-1	005	35-115041-1	020
33-530002-15	015A- 39	35-000047-3	005	35-115042-16	020
33-530002-25	015A- 3	35-000055	005	35-115042-17	020
33-530002-27	070 - 19	35-000055-1	005	35-115042-603	020 - 33
33-530002-31	015A- 24	35-000055-3	005	35-115042-604	020
33-530002-35	015A- 7	35-000055-5	005	35-115043	019 - 30
33-530002-39	015A- 8	35-000057-13	005 - 6	35-115043-1	019
33-530002-43	015A- 29	35-000058	005 - 7	35-115045	020
33-530002-59	015B- 11	35-000061	005 - 18	35-115045 SA2	020 - 37
33-530002-59	015A- 4	35-000062	005	35-115045 SA3	020
33-530002-59	015C- 8	35-000063	005	35-115045-1	020
33-530002-63	015A- 10	35-000064-35	005	35-115046	019 - 33
33-530002-71	015A- 38	35-000064-5	005 - 6A	35-115046-1	019
33-530002-72	015A- 48	35-000064-7	005 - 6B	35-115046-8	019A- 5
33-530002-75	015B- 66	35-000066 B-C	005	35-115046-9	019A
33-530002-75	015C- 9	35-000066 W-C	005	35-115047	020 - 56
33-530002-81	015A- 28	35-000067-1	005	35-115047-1	020
33-530002-83	015C- 27	35-000067-3	005	35-115048	020 - 57
33-530002-83	015B- 64	35-000067-5	005	35-115048-1	020
33-530002-83	015A- 47	35-000068	005 - 22	35-115049	020 - 58
33-530002-85	015C- 26	35-0113-15	006	35-115049-1	020
33-530002-85	015B- 12	35-050084-21	013 - 21	35-115050-100	020 - 44
33-530002-85	015A- 5	35-050084-23	013 - 22	35-115050-101	020
33-530002-87	015A- 21	35-105005-10	018 - 3	35-115051-34	020
33-530003-107	015C	35-105005-11	018	35-115051-35	020
33-530003-135	015C	35-105005-12	018 - 1	35-115051-606	020 - 32
33-530003-137	015C	35-105005-13	018	35-115051-607	020
33-530003-151	015C- 97	35-105005-4	018	35-115052	020
33-530003-153	015C- 96	35-105005-4	018	35-115058	020 - 46
33-530003-49	015C- 88	35-105005-6	018	35-115058-1	020
33-530003-621 C	016 - 26	35-105005-6	018	35-115059	020 - 45
33-530003-63	015A- 1	35-105005-8	018 - 4	35-115059-1	020
33-530003-89	015B- 16	35-105005-9	018	35-115065-24	020
33-530003-89	015C- 51	35-105100	018	35-115070-28	020
33-534010-13	013B- 19	35-105100-1	018	35-115070-602	020 - 25
33-534010-21	013B- 21	35-105110	018 - 2	35-115071	020 - 59
33-534010-33	013B- 11	35-105110-1	018	35-115071-1	020
33-534010-47	013B	35-110009-3	018	35-115071-12	020
33-534015	015	35-110061-1	018 - 33	35-115078	020 - 54
33-534015-7	015A- 69	35-110061-2	018	35-115078-1	020
33-534015-7	015C- 98	35-110062-1	020 - 2	35-115079	020
33-534015-8	015A- 70	35-115010-SA53	019	35-115079 SA2	020 - 26
33-534015-8	015C- 99	35-115010-SA56	019	35-115092-2	020
33-534015-9	015B	35-115031	020 - 42	35-115096	020 - 47
33-534015-9	015C	35-115031-1	020	35-115106-602	020
33-534024-19	015C- 78	35-115032	020	35-115110	020
33-534024-21	015C	35-115032 SA2	020 - 41	35-115121	020 - 49
33-534041-602	066A	35-115032 SA3	020	35-115122	020 - 50
33-534042-1	015C-126	35-115033	020	35-115122-1	020
33-534042-3	015C	35-115033 SA2	020 - 39	35-115123	020 - 51
33-534047	035	35-115033 SA3	020	35-115123-1	020
33-534047-1	035 - 60	35-115033-1	020	35-115124-4&-6	020 - 52
33-910000-13	047	35-115034	019A- 10	35-115124-5&-7	020
33-910000-13	047A- 56	35-115034	019 - 38	35-115130-30	020
33-910000-13	047	35-115034-1	019	35-115130-602	020
33-910000-3	047	35-115034-1	019A	35-115131	020
33-910011-1	047	35-115035	019 - 37	35-115137-10	020 - 18
33-920000-11	055 - 61	35-115035	019A- 9	35-115137-11	020
33-920000-13	055 - 61C	35-115035-1	019A	35-115137-12	020 - 19
33-924001	055	35-115035-1	019	35-115137-13	020
330	070	35-115036	019 - 36	35-115137-18	003 - 17

B E E C H C R A F T
 BONANZA H35 THRU V35A
 I L L U S T R A T E D P A R T S C A T A L O G

PART NUMBER	FIGURE & ITEM NO.	PART NUMBER	FIGURE & ITEM NO.	PART NUMBER	FIGURE & ITEM NO.
35-115137-18	020 - 62	35-115200-37	020	35-115382-1	018
35-115137-19	003 - 18	35-115200-38	020 - 11	35-115383	019A- 1
35-115137-20	020	35-115200-39	020	35-115383	019 - 15A
35-115137-21	020	35-115200-4	003 - 25	35-115383-1	019
35-115137-22	003 - 13	35-115200-5	003 - 26	35-115383-7	019
35-115137-22	020 - 15	35-115200-50	020 - 9	35-115383-7	019A
35-115137-23	003 - 14	35-115200-51	020	35-115388-11	018
35-115137-23	020	35-115200-6	003 - 33	35-115388-12	018
35-115137-6	020 - 17	35-115200-663	003	35-115388-13	018
35-115137-7	020	35-115200-663	020	35-115388-14	018
35-115137-8	020 - 16	35-115200-664	003	35-115388-15	018
35-115137-9	020	35-115200-7	003 - 34	35-115388-16	018
35-115142-10	020 - 6	35-115200-70	020 - 13	35-115388-17	018
35-115142-114	020	35-115200-71	020	35-115388-18	018
35-115142-115	020	35-115200-72	003 - 23	35-115388-19	018
35-115142-13	020	35-115200-72	020 - 10	35-115388-20	018
35-115142-14	020 - 5	35-115200-73	003 - 24	35-115388-21	018
35-115142-17	020	35-115200-73	020	35-115388-22	018
35-115142-18	020 - 4	35-115200-76	020 - 14	35-115388-23	018
35-115142-21	020	35-115200-77	020	35-115388-24	018
35-115142-52	003 - 15	35-115200-88	020 - 8	35-115388-25	018
35-115142-52	020 - 1	35-115200-89	020	35-115388-26	018
35-115142-55	003 - 16	35-115211-2	019	35-115388-31	018
35-115142-55	020	35-115211-3	019	35-115388-33	018
35-115142-6	020 - 7	35-115211-6	019 - 4	35-115388-631	018
35-115142-60	020 - 3	35-115211-8	003 - 3	35-115388-632	018
35-115142-63	020	35-115211-9	003 - 4	35-115388-651	018
35-115142-9	020	35-115232	018	35-115388-652	018
35-115147	020	35-115241	020	35-115388-671	018
35-115160	020 - 55	35-115242	020	35-115388-672	018
35-115160-1	020	35-115246	020 - 28	35-115388-677	018
35-115166-18	019A- 2	35-115247	020 - 27	35-115388-678	018
35-115166-19	019A	35-115253	020 - 36	35-115430-1	018
35-115167-19	020	35-115253-1	020	35-115430-1	019
35-115177-SA6	019 - 40	35-115265	003 - 31	35-115430-2	019
35-115177-SA7	019	35-115265	020 - 61	35-115430-2	018
35-115194-20	020	35-115265-1	003 - 32	35-115430-3	003
35-115194-26	003 - 19	35-115265-1	020	35-115430-3	019
35-115194-28	020 - 60	35-115272	020 - 38	35-115430-4	003
35-115194-35	003 - 20	35-115272-1	020	35-115430-4	019
35-115199-14	020 - 24	35-115273	020 - 40	35-115430-601	019
35-115199-15	020	35-115273-1	020	35-115430-602	019
35-115199-24	003 - 29	35-115274	020 - 30	35-115431-1	018
35-115199-24	020 - 63	35-115274-1	020	35-115431-1	019A
35-115199-25	003 - 30	35-115275	020 - 31	35-115431-10	019A
35-115199-25	020	35-115275-1	020	35-115431-100	003
35-115199-26	003 - 21	35-115280	018 - 32	35-115431-107	003
35-115199-26	020 - 20	35-115280-1	018	35-115431-108	003
35-115199-27	003 - 22	35-115301-48	018	35-115431-109	019A
35-115199-27	020	35-115301-48	020	35-115431-11	019A- 25
35-115199-28	020	35-115301-49	018	35-115431-110	019A
35-115199-29	020	35-115301-49	020	35-115431-111	019A
35-115199-4	020 - 21	35-115301-50	018	35-115431-112	019A
35-115199-5	020	35-115301-50	020	35-115431-113	019A
35-115199-6	020 - 22	35-115301-51	020	35-115431-114	019A
35-115199-7	020	35-115301-51	018	35-115431-115	019A
35-115199-8	020 - 23	35-115301-52	020	35-115431-116	019A
35-115199-9	020	35-115301-52	018	35-115431-117	019A
35-115200-102	020	35-115301-53	018	35-115431-118	019A
35-115200-103	020	35-115301-53	020	35-115431-119	018
35-115200-104	020	35-115301-601	020 - 48	35-115431-119	019A
35-115200-105	020	35-115301-602	020	35-115431-12	019A
35-115200-106	003	35-115301-603	020 - 53	35-115431-120	019A
35-115200-107	003	35-115301-604	020	35-115431-120	018
35-115200-112	020	35-115303	020	35-115431-13	019A- 12
35-115200-114	020	35-115303 SA2	020 - 29	35-115431-133	018
35-115200-2	003 - 27	35-115304	020	35-115431-133	019A
35-115200-20	020 - 9D	35-115304 SA2	020	35-115431-134	019A
35-115200-22	020 - 9C	35-115381	003 - 11	35-115431-134	018
35-115200-24	020 - 9B	35-115381	018 - 36	35-115431-135	018
35-115200-26	020 - 9A	35-115381-1	003 - 12	35-115431-135	019A
35-115200-3	003 - 28	35-115381-1	018	35-115431-136	019A
35-115200-36	020 - 12	35-115382	018 - 36A	35-115431-136	018

B E E C H C R A F T
BONANZA H35 THRU V35A
I L L U S T R A T E D P A R T S C A T A L O G

PART NUMBER	FIGURE & ITEM NO.	PART NUMBER	FIGURE & ITEM NO.	PART NUMBER	FIGURE & ITEM NO.
35-115431-14	019A	35-321117-12	064 - 28	35-324073	059
35-115431-141	019A	35-321117-12	064A- 27	35-324073-2	059 - 20
35-115431-143	018	35-321117-12	064C- 22	35-324074	062
35-115431-143	019A	35-321117-12	064B- 33	35-324075	062
35-115431-2	019A	35-324002	064A	35-324077	058 - 47
35-115431-2	018	35-324002-1	062 - 20	35-324078-1	066 - 60
35-115431-23	019A- 21	35-324002-1	064A- 10	35-324078-8	058 - 44
35-115431-24	019A	35-324002-1	064B- 12	35-324082	058 - 45
35-115431-27	019A- 22	35-324002-103	064C- 12	35-324087	058 - 65
35-115431-28	019A	35-324002-105	064C- 14	35-324087-2	058
35-115431-29	019A- 23	35-324002-107	064C- 17	35-324087-4	063B- 9
35-115431-30	019A	35-324002-11	064A- 25	35-324091	064A
35-115431-33	019A- 24	35-324002-123	068	35-324091	064B
35-115431-34	019A	35-324002-125	064C- 2	35-324091	064
35-115431-35	019A- 19	35-324002-17	064A- 26	35-324092	064 - 2
35-115431-36	019A	35-324002-19	064A	35-324092	064B- 2
35-115431-39	019A- 20	35-324002-19	064B	35-324092	064A- 2
35-115431-40	019A	35-324002-21	064B	35-324093	064B- 4
35-115431-41	019A	35-324002-25	064B- 29	35-324093	064 - 4
35-115431-42	019A	35-324002-27	064B	35-324093	064A- 4
35-115431-45	019A	35-324002-29	064B- 36	35-324098	064 - 6
35-115431-46	019A	35-324002-31	064B- 37	35-324098	064A- 6
35-115431-5	019A- 4	35-324002-35	064B- 35	35-324098	064B- 6
35-115431-6	019A	35-324002-37	064C- 19	35-324100	064A-009
35-115431-7	019A- 27	35-324002-37	064B- 38	35-324100	064B- 9
35-115431-8	019A	35-324002-45	068	35-324100	064C- 25
35-115431-83	019A- 13	35-324002-47	068 - 33	35-324100	064 - 9
35-115431-84	019A	35-324002-47	068 - 40	35-324103-8	058 - 39
35-115431-9	019A- 26	35-324002-49	068 - 39	35-324115-10	058
35-115431-91	019A	35-324002-53	068 - 41	35-324115-8	058 - 11
35-115431-92	019A	35-324002-57	068 - 32	35-324124-2	058 - 49
35-115431-95	019A	35-324002-7	064A- 7	35-324124-4	058 - 50
35-115431-95	018	35-324002-7	064B- 7	35-324128	010
35-115431-96	018	35-324002-71	068 - 34	35-324148	062
35-115431-96	019A	35-324002-73	068 - 38	35-324148	062
35-115431-97	019A	35-324002-75	068 - 30	35-324149	062
35-115431-97	018	35-324002-81	064C	35-324149	062
35-115431-98	019A	35-324002-85	064C- 15	35-324158	058
35-115431-98	018	35-324002-85	068	35-324158	062 - 27
35-115431-99	003	35-324002-87	064C- 7	35-324158	058 - 12
35-135025-32	021 - 5	35-324002-89	064C- 8	35-324166-10	062 - 1
35-135025-36	021 - 3	35-324002-9	064A- 22	35-324166-14	062
35-160025-1	024	35-324002-9	064B- 26	35-324166-15	062
35-160025-5	024 - 22	35-324002-9	064C- 24	35-324166-4	062 - 3
35-160025-7	024 - 26	35-324002-91	064C- 6	35-324166-5	062
35-160025-9	024 - 20	35-324002-91	068	35-324166-8	062
35-165004	022 - 11	35-324002-91	068	35-324170	064
35-165050-30	022 - 4	35-324002-93	064C- 16	35-324176	010
35-165050-31	022	35-324002-93	068	35-324176-601	010 - 58
35-165050-34	022 - 5	35-324002-95	064C- 3	35-324186-8	063B- 12
35-165050-35	022	35-324002-99	064C- 5	35-324192-10	063B
35-165050-40	022 - 6	35-324003	058 - 40	35-324192-12	063B- 21
35-165050-605	022	35-324010-11	062 - 21A	35-324204	058 - 30
35-165050-606	022	35-324020-14	058	35-324204	058 - 6
35-165050-78	022	35-324020-16	058 - 1	35-324211	058 - 14
35-165050-79	022	35-324021	059 - 15	35-324230-10	007
35-170004-1	018 - 31A	35-324025-16	058	35-324230-8	007
35-170004-17	003 - 2A	35-324025-16	059	35-324231	058
35-170004-18	003 - 2B	35-324025-20	059 - 2	35-324231	058 - 52
35-170004-2	018	35-324025-22	059 - 3	35-324248-13	062
35-170005-1	003	35-324025-24	059 - 5	35-324248-13	058
35-170005-13	066A	35-324025-25	059	35-324248-3	062
35-170005-14	066A	35-324025-26	058	35-324248-9	062
35-170005-19	018	35-324025-26	059	35-324248-9	058
35-170005-19	066A	35-324025-36	059 - 1	35-324260-3	062
35-170005-2	003	35-324025-38	058	35-324260-5	062 - 19
35-170005-20	018	35-324025-38	059	35-324260-5	058
35-170005-20	066A	35-324031	058 - 4	35-324280	064
35-175001	003 - 1	35-324033	058 - 2	35-324280-12	064B- 46
35-175001	018 - 31	35-324050-18	058 - 26	35-324280-12	064 - 37
35-175001-1	003 - 2	35-324050-20	058	35-324280-12	064A- 36
35-175001-1	018	35-324069	059 - 7	35-324280-14	064
35-320116-6	010 - 8	35-324070	059 - 8	35-324280-30	064 - 50

B E E C H C R A 手 冊
 BONANZA H35 THRU Y35A
 ILLUSTRATED PARTS CATALOG

PART NUMBER	FIGURE & ITEM NO.	PART NUMBER	FIGURE & ITEM NO.	PART NUMBER	FIGURE & ITEM NO.
35-324280-32	064 - 47	35-324383	058	35-324400-2	058
35-324280-34	064 - 53	35-324386	060	35-324400-20	058 - 24
35-324280-38	064A- 39	35-324386-1	062A	35-324400-26	058
35-324280-38	064 - 40	35-324386-1	063	35-324400-28	058
35-324280-38	064B- 49	35-324386-31	062A	35-324400-30	058
35-324281	062 - 2	35-324386-35	062A- 68	35-324400-34	058
35-324281-1	062	35-324386-35	063 - 62	35-324400-40	058
35-324281-4	062	35-324386-39	062A- 63	35-324400-46	058
35-324287	058	35-324386-49	063 - 59	35-324400-48	058
35-324323	064	35-324386-57	063	35-324400-50	058
35-324323-1	064 - 10	35-324387	060	35-324401-1	062A
35-324323-11	064 - 25	35-324387	062A	35-324401-11	062A
35-324323-17	064 - 26	35-324387-1	062A	35-324401-13	062A
35-324323-19	064 - 17	35-324387-11	062A	35-324401-13	063
35-324323-7	064 - 7	35-324387-13	062A	35-324404-1	063A
35-324323-9	064 - 23	35-324387-13	063	35-324404-11	063A- 2
35-324324-3	062	35-324387-15	062A	35-324404-5	063A- 1
35-324345	062 - 24	35-324387-17	062A- 69	35-324404-9	063A- 3
35-324345	064 - 19	35-324387-19	063	35-324405-1	063A
35-324345	064A- 18	35-324387-21	063 - 63	35-324405-7	063A
35-324345	064B- 22	35-324387-3	062A- 70	35-324406	062A
35-324346-11	062 - 13	35-324387-3	063 - 64	35-324408	062A- 87
35-324346-15	062	35-324388-1	062A	35-324408	063 - 80
35-324348-1	062 - 7	35-324388-1	063	35-324409	062A- 8
35-324349	062 - 22	35-324388-13	062A	35-324410	063 - 8
35-324349	064 - 15	35-324388-19	062A- 76	35-324410	062A- 7
35-324349	064B- 19	35-324388-19	063 - 68	35-324411	058 - 4b
35-324349	064A- 15	35-324388-21	062A- 74	35-324411-5	058
35-324350	062	35-324388-21	063 - 66	35-324412	058
35-324350	062 - 21	35-324388-25	062A- 75	35-324412	058 - 48
35-324350	064B- 15	35-324388-25	063 - 67	35-324415	015C- 13
35-324350	064 - 13	35-324388-5	062A	35-324415	015B- 24
35-324350	064B- 16	35-324388-9	062A	35-324418	062A- 21
35-324350	064A- 13	35-324390	063A	35-324419	062A
35-324358	057	35-324390-1	063A	35-324420	062A- 78
35-324358-1	057	35-324390-3	063A	35-324421-9	062A- 77
35-324361	058 - 38	35-324392-1	062A	35-324421-9	063 - 69
35-324361-1	058	35-324392-1	064C	35-324426	064C
35-324364-1	062 - 18	35-324392-1	064B	35-324426	064B
35-324364-2	062	35-324392-1	064B	35-324426-1	064B-109
35-324365	062 - 9	35-324392-105	062A- 55	35-324426-11	064B-110
35-324365-1	062	35-324392-107	062A- 56	35-324426-13	064B-102
35-324365-11	062A- 2	35-324392-11	062A	35-324426-29	064C- 42
35-324365-11	063 - 2	35-324392-13	064C- 35	35-324426-7	064B-108
35-324365-5	062	35-324392-15	064B- 86	35-324426-9	064C- 46
35-324365-5	062A	35-324392-15	064C- 29	35-324426-9	064B-106
35-324366	059 - 4	35-324392-17	064B- 87	35-324428	064B
35-324366-1	059	35-324392-17	064C- 30	35-324428-13	064C
35-324366-7	059	35-324392-19	064C- 31	35-324428-23	064C
35-324367	058 - 37	35-324392-19	064B- 88	35-324428-3	064C- 63
35-324367-1	058	35-324392-29	062A- 58	35-324434	069 - 6
35-324367-3	058	35-324392-3	062A	35-324439	062A- 79
35-324368	058 - 36	35-324392-43	064C- 27	35-324441-1	063
35-324368-1	058	35-324392-43	064B- 84	35-324441-25	063
35-324372-1	064B- 57	35-324392-45	064C- 33	35-324441-27	063
35-324372-1	064 - 57	35-324392-45	064B- 91	35-324441-3	063
35-324372-1	064A- 48	35-324392-47	064B- 83	35-324441-41	063 - 37
35-324374-1	007	35-324392-47	064C- 26	35-324441-43	063 - 35
35-324375	016	35-324392-5	062A	35-324441-45	063 - 36
35-324375-1	016 - 1	35-324392-55	064B- 93	35-324441-47	063 - 25
35-324375-3	016	35-324392-59	064B	35-324441-49	063 - 24
35-324378	062	35-324392-63	064B	35-324441-5	063
35-324378-1	062	35-324392-7	062A	35-324441-53	063 - 34
35-324378-3	062	35-324392-79	064B-100	35-324442-5	063
35-324378-3	064A	35-324392-83	064B- 95	35-324442-7	063 - 9
35-324378-3	064B	35-324392-83	064C- 37	35-324443-1	063
35-324379	064B	35-324393	062A	35-324443-2	063 - 50
35-324379	064	35-324394	062A	35-324443-3	063 - 53
35-324379	064A	35-324395	062A	35-324443-6	063 - 52
35-324379-1	064B	35-324396	062A	35-324443-7	063 - 56
35-324381	058 - 35	35-324397	062A	35-324445	063 - 71
35-324381-3	058	35-324400-10	058	35-324446	063 - 70
35-324382	058	35-324400-14	058	35-324446-3	063

B E E C H C R A F T
SONANZA H35 THRU V35A
I L L U S T R A T E D P A R T S C A T A L O G

PART NUMBER	FIGURE & ITEM NO.	PART NUMBER	FIGURE & ITEM NO.	PART NUMBER	FIGURE & ITEM NO.
35-324447-1	063 - 12	35-361150	033A- 79	35-364151-23	025A- 37
35-329006	062A	35-361150	066 - 79	35-364151-25	025A- 7
35-329006	063	35-361151	063B- 7	35-364151-25	025 - 5
35-329012-11	064C- 68	35-361152	066	35-364151-27	025A- 39
35-329012-15	064C- 72	35-361152-1	066	35-364151-27	025 - 21
35-329012-17	064C- 73	35-361153	066 - 81	35-364151-29	025A- 13
35-329012-19	064C- 74	35-361156-1	057	35-364151-3	025A- 2
35-329012-3	064C- 65	35-361157-1	057	35-364151-3	025 - 1
35-329012-5	064C	35-361159	064B	35-364151-31	025A- 30
35-329012-9	064C- 69	35-361159	063B	35-364151-33	025A- 23
35-334014-7	016	35-361159	064C	35-364151-35	025A- 21
35-344073-16	062A- 10	35-361701	066	35-364151-41	025A- 10
35-344073-16	063 - 43	35-361701	066A	35-364151-43	025 - 10
35-344137	007 - 19	35-361701-1	066A	35-364151-43	025A- 14
35-344140	067	35-361701-1	066	35-364151-45	025A- 24
35-344141	067 - 1	35-361702-2	066 - 96	35-364151-47	025A- 32
35-344146	067 - 8	35-361702-2	066A- 74	35-364151-49	025A- 35
35-344147	067 - 6	35-361702-4	066	35-364151-5	025A- 38
35-344148	067 - 5	35-361702-4	066A	35-364151-51	025A
35-344152	065 - 33	35-361703	066 - 95	35-364151-55	023 - 1
35-344152	067 - 3	35-361703-1	066	35-364151-55	025A
35-344158	067	35-364010	007 -107	35-364151-7	025A
35-344169	065 - 35	35-364013-1	066	35-364151-9	025A- 28
35-344169	067	35-364013-3	066	35-364153	066A
35-344190-20	058 - 66	35-364022	065A- 16	35-364153-606	068
35-344221-29	046 - 77	35-364022	065 - 60	35-364153-620	066A- 47A
35-344234	062A- 1	35-364022	067 - 17	35-364153-7	066A- 54B
35-344234	063 - 1	35-364028	063B- 8	35-364153-9	066A- 20A
35-344247-15	072	35-364050-604	058 - 74	35-364154-601	066A- 33
35-361016	005	35-364057	058 - 75	35-364155	063A- 11
35-361016	005	35-364059	058	35-364155	066A- 23
35-361016-1	005 - 12A	35-364059	058 - 58	35-364160	015A
35-361016-1	005 - 12	35-364059-2	058	35-364160	015B
35-361025	066A- 69	35-364059-4	058	35-364160	066A- 22
35-361025	066	35-364061	015B-109	35-364160-1	015B-111
35-361028-603	068	35-364061	015A- 94	35-364160-1	015A- 96
35-361028-604	065A	35-364069	066	35-364160-3	015B
35-361100	064	35-364069-2	066 - 41	35-364160-3	015A
35-361100	064B	35-364072	058 - 67	35-364161-1	066A
35-361100	064A	35-364078	058 - 61	35-364161-3	066A
35-361100	063B	35-364084-2	058 - 60	35-364161-5	066A
35-361100-10	063B	35-364084-4	058	35-364161-7	066A
35-361100-8	063B	35-364086	063B- 10	35-364162	066A- 33C
35-361101	066	35-364086-2	063B- 15	35-364163	066A
35-361101-1	066	35-364101	066	35-364170-1	068
35-361102	066	35-364101-1	066 - 58	35-364170-5	068
35-361102-1	066	35-364101-15	066 - 34	35-364171-1	066A
35-361107	066 - 64	35-364101-17	066	35-364171-1	068 - 13
35-361107-1	066	35-364101-19	066	35-364171-11	068
35-361107-2	066	35-364101-21	066	35-364171-13	068
35-361107-3	066	35-364101-3	066 - 33	35-364171-15	068 - 20
35-361108-8	063B- 3	35-364123	066	35-364171-17	068 - 19
35-361109	063B- 5	35-364123-1	066	35-364171-19	068 - 18
35-361131-601	033A	35-364123-13	066	35-364171-21	068 - 17
35-361131-601	066	35-364123-15	066	35-364171-3	068 - 15
35-361132	066 - 74	35-364123-5	066A- 70	35-364171-7	068 - 14
35-361132-1	033A- 83	35-364123-5	066	35-364171-9	068 - 16
35-361133	033A- 85	35-364126	066 - 46	35-364202	058
35-361133	066 - 72	35-364127	035 - 2	35-364202-11	058
35-361134	033A- 78	35-364129-1	066	35-364202-3	058 - 64
35-361134	066 - 85	35-364129-601	066A- 66	35-364202-9	057 - 41
35-361135	066 - 87	35-364130	035 - 3	35-364202-9	058
35-361135-1	033A- 72	35-364134-652	066A- 53	35-364217	058
35-361136	033A- 77	35-364135	066 - 36	35-364217-1	058 -101
35-361136	066 - 86	35-364136	066 - 57	35-364218	058 -100
35-361144	066	35-364137	066 - 56	35-364219	058 -113
35-361144	066A- 67	35-364151-1	025A- 20	35-364238	066 - 54
35-361145	033A- 66	35-364151-11	025A- 5	35-364238	066 - 84
35-361145	066	35-364151-13	025A- 6	35-364247	066 - 55
35-361145-2	066 - 90	35-364151-15	025A	35-364258	066A
35-361145-4	066 - 91	35-364151-17	025A- 33	35-364258	066A
35-361148-1	033A- 86	35-364151-17	025 - 28	35-364259-1	066B- 16
35-361148-1	066 - 76	35-364151-21	025A- 11	35-369002	066

B E E C H C R A F T
 BONANZA H35 THRU V35A
 I L L U S T R A T E D P A R T S C A T A L O G

PART NUMBER	FIGURE & ITEM NO.	PART NUMBER	FIGURE & ITEM NO.	PART NUMBER	FIGURE & ITEM NO.
35-369002-1	066 - 19	35-380049-7	044	35-400032	009 - 11
35-369002-11	066	35-380050-1	052	35-400032-5	009
35-369002-15	066	35-380050-1	049	35-400033	009 - 18
35-369002-17	066	35-380051-1	046	35-400041	009 - 87
35-369002-17	066A- 62	35-380051-11	046B- 26	35-400044	009 - 21
35-369002-3	066 - 29	35-380051-11	044A- 66	35-400044-1	009
35-369002-5	066 - 31	35-380051-13	065A- 50	35-400212	064B- 1
35-369002-9	066A- 21	35-380051-5	046B- 25	35-400212	064A- 1
35-369015-5	066 - 16	35-380051-5	046A- 59	35-400212	064C- 1
35-369015-5	066A- 51	35-380051-7	046A- 70	35-400212	064 - 1
35-369017	066	35-380051-7	046A	35-400213	007 - 78
35-369017-1	066A	35-380051-7	046B- 41	35-400298	010
35-369123	052 - 11	35-380051-9	046A	35-400304-1	007
35-369124-1	066A- 43	35-380051-9	046B- 30	35-400320-20	009 -101
35-369124-1	066 - 6	35-380052	066A- 16	35-400320-32	009 - 22
35-369124-3	068 - 6	35-380052	068 - 12	35-400320-34	009
35-369125	066 - 1	35-380052	066A- 35	35-400320-36	009
35-369131	066 - 4	35-380053-11	068 - 11	35-400320-4	009
35-369131	066A- 40	35-380053-654	066A	35-400320-50	009 - 91A
35-369131	068 - 4	35-380053-654	066A- 15	35-400320-52	009 - 94A
35-369150	066 - 30	35-380053-7	066A- 34	35-400320-56	009 - 92
35-369151	066 - 32	35-380053-7	066A	35-400320-6	009
35-369155-13	066	35-380054-1	062A	35-400320-62	009
35-369155-15	066	35-380054-3	063 - 3	35-400320-66	009
35-369155-5	066 - 11	35-380054-3	062A- 3	35-400320-68	009 - 94
35-380001	007	35-380055	062A- 83	35-400320-69	009
35-380001-3	004 - 37	35-380055-1	015A- 93	35-400320-73	009
35-380001-3	007 -106	35-380055-1	015B-108	35-400320-77	009
35-380002	062	35-380055-1	066A- 29	35-400320-79	009
35-380002	062	35-380057	061 - 6A	35-400320-8	009
35-380003	062 - 6	35-380060-21	061	35-400339-2	027 - 46
35-380004-1	016 - 3	35-380060-23	061	35-400359-10	007 - 60
35-380004-1	062	35-380060-27	061	35-400359-12	007
35-380012	062 - 8	35-380060-31	069	35-400364	007 - 62
35-380013	015 - 48	35-380063-1	008A- 3	35-400364-1	007
35-380014	015 - 45	35-380065-1	044 - 5	35-400364-10	007
35-380015	015 - 51	35-380065-1	043 - 5	35-400364-3	007
35-380016	015 - 50	35-380065-1	044A- 8	35-400366	007 - 63
35-380017	062 - 12	35-380079-1	068 - 22	35-400366-1	007
35-380018	062	35-380087	068 - 24	35-400379	009 - 96
35-380018-1	062	35-380088	047A- 11	35-400395	009 - 77
35-380018-3	062	35-380092-11	068 - 29	35-400404	009 - 14
35-380019-1	010	35-380092-7	068 - 28	35-400404-1	009
35-380019-3	010	35-380093-1	066A	35-400414	009 - 89
35-380019-3	010A- 12	35-380093-2	066A	35-400417	009 - 85
35-380019-5	066A- 33B	35-380094	036	35-400434	009 - 73
35-380020	033	35-380109	023	35-400435	009 - 75
35-380020-1	033A- 49	35-400008	009 - 5	35-400456	058 - 23
35-380020-3	038A- 23	35-400008-12	009	35-400461	009 - 84
35-380021	062	35-400008-8	009	35-400462	009 - 80
35-380023	055 -075A	35-400010-30	009 - 3	35-400464-4	009 - 79
35-380035	008	35-400010-34	009 - 9	35-400464-6	009
35-380035	008A- 1	35-400010-36	009 - 7	35-400464-8	009
35-380035-1	008	35-400010-60	009	35-400467-3	009 - 72
35-380035-1	008A- 1A	35-400010-622	009	35-400471	007
35-380035-3	008A	35-400010-624	009	35-400471-614	007
35-380035-5	008A	35-400010-626	009	35-400472	009
35-380036-1	062	35-400010-628	009	35-400473	007
35-380036-13	063	35-400010-630	009	35-400473	019
35-380036-7	063 - 18	35-400010-632	009	35-400473-1	007
35-380037	062	35-400010-64	009	35-400473-15	007
35-380038	062	35-400010-67	009	35-400473-16	007 - 9
35-380039	062	35-400010-79	009	35-400473-5	004 - 38
35-380040	062	35-400010-81	009	35-400473-5	007
35-380043-1	062	35-400013	009 - 16	35-400473-614-1	007
35-380044	062	35-400013-1	009	35-400473-614-2	007
35-380045	062	35-400014	009	35-400473-654	007
35-380049-3	046B- 58	35-400014-3	009	35-400473-654-1	007
35-380049-3	046A- 31	35-400018-12	009	35-400473-7	007
35-380049-3	046	35-400018-8	009 - 4	35-400474	009 - 96A
35-380049-5	046	35-400029	009 -102	35-4016-5	026A
35-380049-5	046A- 23	35-400031	009 - 17	35-4016-7	026A
35-380049-7	043	35-400031-1	009	35-405309	007 -110

B E E C H C R A F T
BONANZA H35 THRU V35A
I L L U S T R A T E D P A R T S C A T A L O G

PART NUMBER	FIGURE & ITEM NO.	PART NUMBER	FIGURE & ITEM NO.	PART NUMBER	FIGURE & ITEM NO.
35-410000-102	007 - 93	35-410015-1	007 - 75	35-410146	007 - 29
35-410000-11	007	35-410017	007 - 58	35-410147	007 -109
35-410000-114	007 - 89	35-410018	007 - 20	35-410150	007 - 67
35-410000-115	007	35-410018	059	35-410150-10	007
35-410000-12	007 - 40	35-410020	007	35-410150-2	007
35-410000-122	007 - 46	35-410020-1	007	35-410150-28	007
35-410000-123	007 - 48	35-410020-14	007	35-410150-4	007
35-410000-15	007	35-410020-15	007	35-410150-6	007
35-410000-16	007 - 54	35-410020-20	007	35-410150-8	007
35-410000-17	007	35-410020-21	007	35-410152	007 -105
35-410000-18	007 - 53	35-410020-4	007 - 3	35-410153	007 -104
35-410000-2	007 - 38	35-410020-5	007	35-410154	007
35-410000-21	007	35-410021	007	35-410154-1	007 - 96
35-410000-24	007 - 28	35-410022	007 -113	35-410154-3	007 -100
35-410000-25	007	35-410035	007 - 59	35-410155	007 - 99
35-410000-26	007	35-410035-1	007	35-410156	007 -101
35-410000-29	007	35-410038	007	35-410158	007 - 35
35-410000-36	007 - 26	35-410038-124	007 -103	35-410158-48	007
35-410000-37	007	35-410038-130	007	35-410158-601	007
35-410000-38	007 - 44	35-410038-40	007 - 95	35-410160-32	011A- 23
35-410000-44	007	35-410067	007	35-410160-38	017 - 6
35-410000-45	007 - 7	35-410070	007 -112	35-410164	007
35-410000-46	007	35-410070	011	35-410164-2	007 - 61
35-410000-47	007 - 10	35-410070-14	011 - 2	35-410164-4	007
35-410000-48	007	35-410070-18	011 - 9A	35-410165	007 - 70
35-410000-49	007 - 27	35-410070-2	011 - 1	35-410165-2	007
35-410000-5	007	35-410070-28	011 - 98	35-410165-5	007
35-410000-6	007 - 43	35-410070-46	011 - 9	35-410169 B-C	005 - 11
35-410000-624	004 - 18	35-410070-60	011	35-410169 W-C	005
35-410000-625	004 - 19	35-410070-606	011	35-410180-14	011 - 20
35-410000-658	007	35-410070-65	011	35-410180-14	011A- 44
35-410000-659	007	35-410070-69	011	35-410211-2	007 - 32
35-410000-66	007 - 37	35-410070-71	011	35-410214	011 - 7
35-410000-8	007 - 39	35-410070-75	011	35-410214-5	011
35-410000-82	007 - 94	35-410070-79	011	35-410214-5	011A- 3
35-410000-90	007 - 41	35-410070-81	011	35-410215-14	007
35-410000-92	007	35-410070-83	011	35-410215-2	007
35-410000-92	010 - 55	35-410070-93	011	35-410215-5	007 - 30
35-410000-93	010	35-410075	011A- 28	35-410225	007 - 55
35-410000-93	007	35-410077	042	35-410240	007 -108
35-410000-94	010 - 53	35-410077-1	042	35-410240	017
35-410000-94	007 - 92	35-410077-12	042 - 8	35-410241	017
35-410000-95	007	35-410077-2	042 - 1	35-410241-12	017 - 1
35-410000-95	010	35-410077-26	042 - 9	35-410242	017 - 4
35-410000-96	007	35-410077-28	042	35-410243	017 - 8
35-410000-96	010 - 56	35-410077-29	042	35-410244	017
35-410000-97	007	35-410077-3	042 - 2	35-410244-2	017 - 15
35-410000-97	010	35-410077-30	042	35-410245	017 - 7
35-410000-98	007	35-410077-31	042	35-410246	017 - 20
35-410000-98	010 - 54	35-410077-34	042	35-410247	017 - 12
35-410000-99	007	35-410077-8	042 - 5	35-410251	008
35-410000-99	010	35-410077-9	042 - 6	35-410253	015 - 34
35-410007-14	007	35-410103	007 - 77	35-410259	007
35-410007-16	007	35-410104	007 - 76	35-410259-16	007 - 51
35-410007-18	007	35-410106	007	35-410259-2	007 - 50
35-410007-20	007	35-410107	007	35-410271	017 - 10
35-410007-26	004 - 26	35-410130-14	007	35-410272	007 - 49
35-410007-30	004 - 25	35-410130-20	007	35-410279	007 - 52
35-410007-6	007	35-410130-22	007	35-410279-1	007
35-410010-10	007 - 82	35-410130-27	007 - 69	35-410286	007 -111
35-410010-12	007 - 83	35-410130-29	007	35-410291-108	010 - 6
35-410010-14	007 - 84	35-410130-30	007	35-410291-11	010
35-410010-18	004 - 28	35-410130-4	007	35-410291-140	010
35-410010-22	004 - 27	35-410140	007 - 68	35-410291-146	010
35-410010-8	007 - 81	35-410140-2	007	35-410291-147	010
35-410011-10	007 - 88	35-410140-4	007	35-410291-164	010
35-410011-11	007	35-410140-6	007	35-410291-165	010
35-410011-14	007 - 86	35-410140-8	007	35-410291-168	010
35-410011-15	007	35-410141	007	35-410291-170	010
35-410011-2	004 - 34	35-410142	007	35-410291-175	010 -029
35-410012-2	004 - 35	35-410143	007	35-410291-18 U	010 - 33
35-410014-1	004 - 33	35-410143-1	007	35-410291-183	010A- 15
35-410015	007 - 74	35-410145-612	007 - 57	35-410291-183	010

B E E C H C R A F T
 BONANZA H35 THRU V35A
 I L L U S T R A T E D P A R T S C A T A L O G

PART NUMBER	FIGURE & ITEM NO.	PART NUMBER	FIGURE & ITEM NO.	PART NUMBER	FIGURE & ITEM NO.
35-410291-185	010	35-410444-15	007 - 22	35-410446-201	008
35-410291-187	010A- 14	35-410444-16	007	35-410446-203	004
35-410291-187	010	35-410444-17	007 - 24	35-410446-205	008
35-410291-189	010 - 26	35-410444-19	007	35-410446-21	008
35-410291-195	010	35-410444-21	007 - 47	35-410446-215	008
35-410291-197	010	35-410444-23	007	35-410446-223	004
35-410291-203	010	35-410444-24	007 - 14	35-410446-225	007
35-410291-205	010	35-410444-3	007 - 42	35-410446-225	008
35-410291-44	010 - 3	35-410444-31	007 - 91	35-410446-227	008
35-410291-46	010 - 5	35-410444-32	007	35-410446-229	008
35-410291-626	010	35-410444-33	007 - 45	35-410446-23	008
35-410291-628	010	35-410444-36	007	35-410446-231	066B
35-410291-72	010 - 51	35-410444-37	007 - 90	35-410446-233	066B
35-410291-73	010	35-410444-38	007	35-410446-235	008
35-410291-8	010 - 1	35-410444-54	007	35-410446-237	008
35-410291-80	010 - 11	35-410444-55	007	35-410446-243	008 - 20
35-410291-81	010	35-410444-56	007 - 7A	35-410446-245	008
35-410291-88	010 - 15	35-410444-57	007	35-410446-247	008
35-410291-90	010 - 25	35-410444-58	007 - 7B	35-410446-249	008
35-410291-98	010 - 35	35-410444-612	007	35-410446-251	008
35-410315	010 - 31	35-410444-614	007	35-410446-253	050A
35-410315	010A- 6	35-410444-7	007 - 25	35-410446-27	008
35-410315	010 - 13	35-410445	007 - 33	35-410446-277	066B
35-410315	010C- 2	35-410446	007 - 1	35-410446-279	066B
35-410316	010 - 43	35-410446	008	35-410446-283	008
35-410316-1	010	35-410446-1	008	35-410446-285	008
35-410317	010 - 46	35-410446-109	008	35-410446-287	008
35-410318	010 - 16	35-410446-11	008 - 31	35-410446-293	008 - 23
35-410321-1	010 - 27	35-410446-113	008	35-410446-295	008
35-410323	010 - 45	35-410446-117	008 - 26	35-410446-297	008 - 13A
35-410324	010 - 16A	35-410446-117	049	35-410446-3	008 - 21
35-410325	010 - 21	35-410446-119	008	35-410446-301	008
35-410326	010 - 28	35-410446-119	049 - 17	35-410446-33	008
35-410329 B-C	010	35-410446-12	008 - 32	35-410446-39	008
35-410329 W-C	010 - 52	35-410446-121	008 - 15	35-410446-41	008
35-410330-602	007 - 56	35-410446-123	008	35-410446-43	008
35-410330-603	007	35-410446-13	008	35-410446-45	004 - 1
35-410331	007 - 36	35-410446-131	008	35-410446-45	008 - 37
35-410372	007 - 66	35-410446-133	008 - 10	35-410446-47	008
35-410378-10	007	35-410446-135	008	35-410446-5	008
35-410378-12	007	35-410446-137	008 - 12	35-410446-51	008
35-410378-14	007	35-410446-139	008 - 11	35-410446-53	008
35-410378-16	007	35-410446-139	008	35-410446-54	008
35-410378-2	007	35-410446-145	008	35-410446-55	008
35-410378-4	007	35-410446-149	008	35-410446-56	008
35-410378-602	007 - 72	35-410446-15	008	35-410446-57	008
35-410379-10	007	35-410446-151	008 - 16	35-410446-59	008
35-410379-12	007	35-410446-153	008	35-410446-602	008
35-410379-2	007	35-410446-161	008 - 18	35-410446-604	008
35-410379-4	007	35-410446-163	008 - 19	35-410446-606	008
35-410379-6	007	35-410446-167	008	35-410446-61	008
35-410379-602	007 - 71	35-410446-169	008	35-410446-62	008
35-410379-606	007	35-410446-17	008	35-410446-620	008
35-410381	007 - 73	35-410446-171	008 - 3	35-410446-624	008
35-410381-1	007	35-410446-172	008	35-410446-626	008
35-410386-602	041 - 34	35-410446-173	008 - 2	35-410446-628	008
35-410392	042 - 7	35-410446-175	008 - 6	35-410446-63	008
35-410396	007	35-410446-176	008	35-410446-630	008
35-410396-7	007	35-410446-177	008	35-410446-648	008
35-410405	007	35-410446-178	008	35-410446-660	008
35-410411	007	35-410446-179	008 - 7	35-410446-668	008
35-410421	071 - 22	35-410446-181	008	35-410446-67	008 - 9
35-410421	015 - 33	35-410446-182	008	35-410446-69	008 - 14
35-410421	015A- 67	35-410446-183	008 - 8	35-410446-7	008 - 22
35-410421-2	071	35-410446-185	008	35-410446-75	008
35-410434	017 - 31	35-410446-187	007	35-410446-76	008
35-410435	009 - 97	35-410446-187	008	35-410446-77	008
35-410436	009 - 98	35-410446-19	008 - 30	35-410446-79	007 -114
35-410444	007	35-410446-191	008 - 17	35-410446-79	008 - 33
35-410444-1	007	35-410446-197	008	35-410446-8	008
35-410444-11	007 - 23	35-410446-199	008 - 36	35-410446-81	008 - 25
35-410444-13	007 - 21	35-410446-20	008	35-410446-89	008 - 13
35-410444-14	007	35-410446-201	007	35-410446-9	008

B E E C H C R A F T
BONANZA H35 THRU V35A
I L L U S T R A T E D P A R T S C A T A L O G

PART NUMBER	FIGURE & ITEM NO.	PART NUMBER	FIGURE & ITEM NO.	PART NUMBER	FIGURE & ITEM NO.
35-410447	007 - 65	35-410452-65	007 - 85	35-410474-49	010C- 3
35-410449-1	004 - 36	35-410452-7	004 - 22	35-410474-49	010A- 5
35-410451	015 - 32	35-410452-73	004 - 8	35-410474-50	010A
35-410451-33	015	35-410452-75	004 - 9	35-410474-50	010C
35-410451-33	015A- 68	35-410452-77	004	35-410474-53	010A- 13
35-410451-35	071 - 29	35-410452-79	004	35-410474-55	010A- 16
35-410451-35	071 - 12	35-410452-85	007	35-410474-56	010A
35-410451-35	070 - 12	35-410452-89	007	35-410476-1	010A- 9
35-410451-39	071 - 11	35-410452-89	007	35-410504-13	026A-002
35-410451-39	071 - 28	35-410452-9	004 - 11	35-410504-13	026A-005
35-410451-39	070 - 11	35-410452-90	007 - 80	35-410504-15	026A-001
35-410451-41	071	35-410452-90	007	35-410504-16	026A
35-410451-41	071	35-410452-95	007 - 87	35-410504-17	026A-004
35-410451-41	070	35-410452-96	007	35-410504-19	026A
35-410451-43	071	35-410452-97	004	35-413003-20	004 - 21
35-410451-43	071	35-410452-98	004	35-415309-1	010 - 42
35-410451-43	070	35-410455	007 -102	35-415309-2	010
35-410451-601	015	35-410455-1	065A- 57	35-415310-1	010 - 48
35-410451-602	015	35-410456	009	35-415310-2	010
35-410452	007	35-410456-1	009	35-415311-1	010 - 49
35-410452-1	004 - 4	35-410456-11	009 - 51	35-415312-3	010 - 37
35-410452-101	004	35-410456-13	009 - 68	35-415312-4	010
35-410452-102	004	35-410456-19	009	35-415330	007
35-410452-105	004	35-410456-27	009 - 62	35-415330-108	007 - 16
35-410452-11	004 - 31	35-410456-29	009 - 66	35-415330-150	007
35-410452-111	004 - 30	35-410456-3	009 - 42	35-415330-152	007
35-410452-113	004	35-410456-31	009 - 46	35-415330-158	007
35-410452-115	004	35-410456-5	009 - 59	35-415330-166	027
35-410452-117	004	35-410456-601	009	35-415330-168	027 - 45
35-410452-119	004	35-410456-7	009 - 56	35-415330-2	007 - 15
35-410452-121	007	35-410457	011	35-415330-4	007 - 18
35-410452-125	004	35-410458	007	35-415330-602	007
35-410452-126	004	35-410459	007	35-415330-606	007
35-410452-13	004 - 32	35-410460-1	007	35-415330-662	007
35-410452-131	007	35-410460-2	007	35-415333	046
35-410452-132	007	35-410460-5	007	35-415333	046 - 40
35-410452-135	004	35-410460-6	007	35-415340	007
35-410452-136	004	35-410461	007	35-415340-1	007 - 8
35-410452-142	004	35-410461-213	007	35-415341	007
35-410452-143	004	35-410461-51	007	35-415341-1	007 - 12
35-410452-149	004	35-410461-51	010B	35-415342	007
35-410452-150	004	35-410461-52	007	35-415342-1	007 - 13
35-410452-153	007	35-410461-52	010B	35-415343	007 - 6
35-410452-154	007	35-410461-634	007	35-415343-1	007
35-410452-159	004	35-410461-699	007	35-415343-10	007
35-410452-163	004	35-410462-1	066	35-415343-11	007
35-410452-165	004	35-410462-17	066 - 28	35-415343-12	007
35-410452-167	004	35-410462-23	066	35-415343-13	007
35-410452-169	004	35-410462-23	066A- 57	35-415343-14	007
35-410452-17	004 - 15	35-410462-25	066A- 60	35-415343-15	007
35-410452-170	004	35-410462-25	066	35-415343-16	007
35-410452-171	004	35-410462-3	066	35-415343-18	007
35-410452-179	004	35-410462-3	066A- 55	35-415343-2	007
35-410452-183	004	35-410462-5	066A- 56	35-415343-21	007
35-410452-185	004	35-410462-5	066	35-415343-22	007
35-410452-19	004 - 20	35-410462-601	066A	35-415343-23	007
35-410452-23	004 - 17	35-410465-1	010	35-415343-24	007
35-410452-25	004 - 14	35-410467	007A	35-415343-27	007
35-410452-27	004	35-410467-1	007A- 2	35-415343-34	007
35-410452-29	004 - 10	35-410467-3	007A- 4	35-415343-35	007
35-410452-3	004 - 16	35-410467-5	007A- 1	35-415343-43	007
35-410452-33	004 - 23	35-410467-6	007A	35-415343-44	007
35-410452-35	004 - 24	35-410474	010A	35-415343-5	007
35-410452-37	004 - 3	35-410474	010	35-415343-6	007
35-410452-39	004 - 5	35-410474-1	010A- 1	35-415343-604	007
35-410452-41U	004 - 7	35-410474-27	010A	35-415343-605	007
35-410452-43	004 - 12	35-410474-29	010A	35-415343-608	007
35-410452-45	004 - 13	35-410474-31	010A	35-415343-609	007
35-410452-47	004	35-410474-33	010A	35-415343-618	007
35-410452-5	004 - 6	35-410474-33	010	35-415343-619	007
35-410452-51	004 - 29	35-410474-43	010A- 3	35-415343-7	007
35-410452-61	007	35-410474-45	010A- 2	35-415343-8	007
35-410452-62	007 - 79	35-410474-47	010A- 4	35-415343-9	007

B E E C H C R A F T
B O N A N Z A H 3 5 T H R U V 3 5 A
I L L U S T R A T E D P A R T S C A T A L O G

PART NUMBER	FIGURE & ITEM NO.	PART NUMBER	FIGURE & ITEM NO.	PART NUMBER	FIGURE & ITEM NO.
35-415349	008	35-420013-15	046A- 69	35-524060-1	031
35-415349-1	008 - 24	35-420013-15	046B- 57	35-524060-2	031
35-415352	007	35-420013-17	046B- 64	35-524060-2	031 - 5
35-415352-1	007 - 11	35-420013-17	046A- 72	35-524060-3	031
35-415373	007 - 31	35-420013-3	046B- 53	35-524060-3	031 - 6
35-415373-26	007	35-420013-3	046A- 63	35-524061	032
35-415374	007 - 34	35-420013-5	046B- 54	35-524061	031
35-415380-14	012 - 2	35-420013-5	046A- 64	35-524066	031
35-415380-16	012 - 21	35-420013-7	046A- 65	35-524066-2	031 - 43
35-415380-18	012 - 4	35-420013-7	046B- 55	35-524087-6	072 - 1
35-415380-22	012 - 16	35-420013-9	046B- 56	35-524087-8	072
35-415380-22	015B- 85	35-420013-9	046A- 66	35-524095	072 - 13
35-415380-22	015A- 65	35-420015	009 - 21A	35-524095	061 - 13
35-415380-22	015C- 92	35-440010-13	007 -106A	35-524096	072 - 15
35-415380-24	012 - 3	35-440021-1	026A-003	35-524096	061 - 15
35-415380-28	012 - 7	35-440021-1	026A	35-524100	030
35-415380-32	012	35-521152	027	35-524101	028 - 18
35-415380-50	012 - 23	35-521152-4	027 - 41	35-524101	030
35-415380-54	012	35-521158-5	027	35-524101	032
35-415380-58	012 - 14	35-521158-6	027	35-524101-1	030 - 50
35-415380-6	012 - 22	35-521158-7	027 - 36	35-524102	030
35-415380-60	012 - 13	35-521158-8	027	35-524102-1	030
35-415380-62	012	35-521180	027	35-524102-2	030 - 21
35-415380-64	012	35-521180-1	027	35-524102-3	030
35-415380-68	012 - 18	35-521180-612	027	35-524103	030
35-415380-70	012	35-521180-613	027	35-524103-2	030 - 26
35-415380-78	012	35-521181	027 - 33	35-524105	030 - 18
35-415380-80	012	35-521190	027 - 38	35-524106	030
35-415380-84	012	35-521213	024 - 1	35-524106-2	030 - 31
35-415380-84	012	35-521215-1	024 - 12	35-524106-6	030
35-415380-86	012	35-521225	025	35-524106-8	030
35-415380-88	012	35-521225-14	025 - 13	35-524108	030
35-415406	064A- 41	35-521225-16	025 - 14	35-524108-2	030 - 15
35-415406	064 - 42	35-521225-2	025 - 12	35-524109	030
35-415406	064B- 51	35-521227	025A- 29	35-524109	030
35-415410-16	066	35-521227	025 - 22	35-524109-2	030 - 12
35-415410-36	066 - 26	35-521227-4	025 - 23	35-524109-2	030 - 37
35-415410-38	066	35-521229	024 - 3	35-524111	030 - 20
35-415410-48	066	35-521230	024 - 6	35-524123	030 - 48
35-415410-50	066	35-521230-2	024 - 5	35-524125	060
35-415410-52	066	35-521240	023	35-524125-2	060 - 27
35-415410-70	066	35-522930	057	35-524125-4	060
35-415410-71	066	35-524000	027	35-524126	059 - 13
35-415410-73	066	35-524000	029	35-524136	031 - 45
35-415412-1	007	35-524000	028	35-524137	029 - 46
35-415412-3	007	35-524000	032	35-524137	031
35-415412-35	007	35-524000-1	029	35-524137-2	031 - 48
35-415412-43	007	35-524000-1	027	35-524138	031
35-415412-55	007	35-524000-1	028	35-524138-2	031 - 52
35-415412-601	007	35-524000-1	032	35-524139	072
35-415412-603	007	35-524000-3	028 - 1A	35-524139	072
35-415412-611	007	35-524003	029	35-524139	061
35-415412-621	007	35-524007	060 - 3	35-524139	061
35-415412-623	007	35-524011	031 - 58	35-524139-1	072 - 18
35-415412-75	-007	35-524011	031 - 1	35-524139-1	061
35-415416	011 - 4A	35-524011	044 - 33	35-524140-2	072 - 19
35-415417-1	012	35-524018	031 - 21	35-524140-2	061 - 17
35-415417-13	012	35-524028	029 - 41	35-524140-4	072 - 20
35-415417-15	012	35-524028	029 - 11	35-524140-4	061 - 18
35-415417-23	012	35-524030	029	35-524141	072 - 22
35-415417-25	012	35-524040	060	35-524141	072
35-415417-27	012	35-524040-6	060	35-524141	061
35-415417-5	012	35-524041	028	35-524141	061 - 20
35-415417-52	012	35-524041	060	35-524143-2	031
35-415417-9	012	35-524047	060 - 11	35-524143-2	031 - 14
35-420011	046A- 73	35-524048	072	35-524143-6	031
35-420011	046B- 63	35-524048	072 - 12	35-524144	031
35-420013	046B	35-524048	061 - 12	35-524144-8	031 - 56
35-420013	046A	35-524051-1	072 - 16	35-524170	031
35-420013-1	046B	35-524051-1	061 - 16	35-524170	031
35-420013-1	046A	35-524060	031	35-524170-1	031
35-420013-13	046B- 62	35-524060	031	35-524170-1	031
35-420013-13	046A- 71	35-524060-1	031	35-524170-2	031

B E E C H C R A F T
BONANZA H35 THRU V35A
I L L U S T R A T E D P A R T S C A T A L O G

PART NUMBER	FIGURE E ITEM NO.	PART NUMBER	FIGURE E ITEM NO.	PART NUMBER	FIGURE E ITEM NO.
35-524170-2	031 - 9	35-524348	059 - 17	35-524646	029
35-524170-3	031 - 10	35-524367	031	35-524647-1	029
35-524170-3	031	35-524367-1	031	35-524647-5	029
35-524171	031 - 11	35-524367-2	031 - 16	35-524647-9	029
35-524183	031	35-524367-3	031 - 18	35-524650	032
35-524183	031	35-524368	031	35-524650	031
35-524183-2	031 - 35	35-524368-2	031	35-524650	031
35-524183-2	031 - 29	35-524371	029 - 44	35-524650-1	027
35-524185	007	35-524372	029 - 43	35-524650-1	031
35-524185-1	030 - 49	35-524373	029 - 38	35-524650-11	027 - 43
35-524190	006	35-524375	029 - 35	35-524650-11	031
35-524196	029 - 50	35-524376	029 - 63	35-524651	027
35-524197	060 - 28	35-524378-4	029 - 49	35-524651	029
35-524197-4	060	35-524378-6	029	35-524651	028
35-524202-4	060 - 6	35-524378-8	029	35-524651	032
35-524202-614	060	35-524382	029 - 67	35-524651-1	028
35-524202SA2	060 - 4	35-524383-4	029 - 57	35-524651-5	029
35-524205	060 - 7	35-524384	029 - 71	35-524651-5	027
35-524211-1	058	35-524385	028 - 1	35-524651-5	028
35-524227	060 - 9	35-524385-4	028	35-524651-5	032
35-524227-4	060	35-524386-3	029	35-524651-7	028
35-524230	060	35-524386-5	029	35-524655	049 - 10
35-524230-2	060 - 23	35-524386-7	029	35-524656-5	061
35-524231	060 - 22	35-524386-9	073	35-524656-620	072
35-524234	059 - 10	35-524387	029	35-524656-9	072
35-524238-12	072 - 26	35-524387-2	029 - 37	35-524664	027 - 16A
35-524238-12	061 - 23A	35-524531-2	029 - 20	35-524667	069 - 26
35-524238-4	072 - 25	35-524531-4	029 - 5	35-524667-3	069
35-524238-4	061 - 23	35-524531-4	029	35-524669	073
35-524239	029	35-524538	029 - 10	35-524669-1	073 - 1
35-524239-2	029 - 39	35-524539	029	35-524669-5	073 - 15
35-524240	060 - 14	35-524542	029	35-524669-7	073 - 14
35-524241	072 - 5	35-524542-2	029 - 2	35-524670	073 - 21
35-524241	061 - 4	35-524542-8	029	35-524696-3	073 - 2
35-524242	029 - 52	35-524543	029 - 4	35-534014	016
35-524245	030 - 43	35-524546-2	029	35-534014-1	016 - 5
35-524247	029	35-524546-3	029	35-534014-2	016
35-524247	028 - 9	35-524547	029 - 14	35-534014-3	016
35-524248	029 - 25	35-524550	029 - 15	35-534014-5	016 - 6
35-524249	030 - 1	35-524553	029 - 18	35-534014-7 BLK	016
35-524258	031 - 57	35-524554	029 - 16	35-534035-51	015
35-524261-10	072	35-524554	060	35-534052	015B-105
35-524261-8	072 - 2	35-524555	029 - 3	35-534052	015A- 90
35-524262-1	072 - 17	35-524585-19	061 - 1	35-534052	015 - 55
35-524262-1	061	35-524585-21	061	35-534052	015C-101
35-524263	030	35-524585-25	072	35-534057-8	010 - 41
35-524263-2	030 - 46	35-524585-620	072	35-534061	010 - 38
35-524274	060	35-524587	072	35-534063	010 - 44
35-524274-4	060 - 19	35-524587	061	35-534064	010 - 40
35-524278	060 - 5	35-524587-2	072 - 24	35-534065-7	016 - 17
35-524286	029 - 40	35-524587-2	061 - 21	35-534066-1	016
35-524287	029 - 55	35-524587-4	072	35-534067	015
35-524288	029 - 54	35-524587-4	061	35-534067-2	015
35-524292	029 - 69	35-524591-2	061 - 6	35-534079-2	015C
35-524297	027	35-524591-28	061	35-534079-22	015C
35-524297	031 - 32	35-524591-30	061	35-534079-4	015C
35-524297-6	027 - 44	35-524591-34	061	35-534090-16	015C
35-524300	031 - 12	35-524591-50	061	35-534090-17	015C
35-524301	031 - 20	35-524591-52	061	35-534090-2	014B
35-524302	027 - 15	35-524602	061	35-534090-2	015C
35-524305-3	027 - 16	35-524603	061	35-534090-24	015C
35-524308	031 - 11A	35-524631	029 - 68	35-534090-26	015C
35-524309	027 - 11	35-524632	029 - 62	35-534090-4	015C
35-524314	027	35-524633	029 - 65	35-534157	014C- 85
35-524314-10	027 - 4	35-524636-15	061	35-534157	014 - 5
35-524314-6	027 - 3	35-524638	006	35-534201-2	015 - 6
35-524314-8	027 - 2	35-524639	061 - 8	35-534201-2	015A- 12
35-524344	059	35-524640	061 - 11	35-534201-2	015C- 30
35-524344-2	059 - 16	35-524641	031 - 3	35-534201-3	015B- 29
35-524346	028 - 6	35-524644	031	35-534201-3	015 - 12
35-524347	060	35-524644	032	35-534201-3	015C- 33
35-524347-1	059 - 11	35-524645-1	061 - 7	35-534202-2	015 - 7
35-524347-2	059	35-524645-3	061	35-534202-2	015C- 32

B E E C H C R A F T
 BONANZA H35 THRU V35A
 I L L U S T R A T E D P A R T S C A T A L O G

PART NUMBER	FIGURE & ITEM NO.	PART NUMBER	FIGURE & ITEM NO.	PART NUMBER	FIGURE & ITEM NO.
35-534202-2	015A- 11	35-534305-23	015 - 9	35-534307-45	015
35-534202-3	015C- 31	35-534305-25	015	35-534307-47	015
35-534202-3	015B- 28	35-534305-27	015	35-534307-48	015
35-534202-3	015A- 26	35-534305-29	015 - 20	35-534307-49	015
35-534202-3	015 - 13	35-534305-3	015	35-534307-5	015
35-534213	014 - 2	35-534305-31	015 - 38	35-534307-51	015
35-534213	014A- 2	35-534305-33	015	35-534307-57	015
35-534242	015 - 3	35-534305-35	015 - 43	35-534307-61	015A- 32
35-534242	015	35-534305-37	015 - 44	35-534307-61	015C- 68
35-534242	015	35-534305-39	015 - 37	35-534307-63	015
35-534242	015 - 17	35-534305-39	015A- 61	35-534307-65	015
35-534243	015	35-534305-39 C	015B- 82	35-534307-67	015
35-534243	016	35-534305-39 C	015C- 93	35-534307-7	015
35-534243-1	016 - 23	35-534305-43	015	35-534307-9	015
35-534243-15	016 - 21	35-534305-45	015	35-534308	015
35-534243-25	016 - 20	35-534305-47	015	35-534308-1	015
35-534243-5	016 - 22	35-534305-49	015	35-534308-11	015
35-534244-1	015C- 83	35-534305-5	015	35-534308-13	015
35-534244-1	016 - 24	35-534305-53	015	35-534308-15	015
35-534295-1	015 - 35	35-534305-55	015B- 90	35-534308-17	015
35-534295-2	015	35-534305-55	015A- 72	35-534308-18	015
35-534296	015 - 30	35-534305-55	015C- 90	35-534308-19	015
35-534296-15	015	35-534305-57	015 - 8	35-534308-21	015
35-534300-112	015 - 10	35-534305-59	015	35-534308-23	015
35-534300-112	015A- 25	35-534305-63	015	35-534308-27	011
35-534300-112	015B- 27	35-534305-630	015	35-534308-27	015
35-534300-192	015C- 3	35-534305-631	015	35-534308-29	015
35-534300-238	015 - 11	35-534305-632	015	35-534308-3	015
35-534300-308	015	35-534305-633	015	35-534308-33	015
35-534304-101	015 - 19	35-534305-65	015C	35-534308-35	015
35-534304-103	015 - 18	35-534305-65	015B	35-534308-37	015
35-534304-11	015 - 42	35-534305-65	015A	35-534308-37	015A- 45
35-534304-111	015	35-534305-69	015 - 23	35-534308-39	013A
35-534304-113	015 - 27	35-534305-7	015 - 31	35-534308-39	014A
35-534304-117	015 - 53	35-534306	015	35-534308-39	015
35-534304-118	015	35-534306-1	015	35-534308-43	015
35-534304-125	015 - 36	35-534306-11	015	35-534308-43 C	015C- 89
35-534304-127	014A- 45	35-534306-13	015	35-534308-43 C	015B-102
35-534304-127	013A	35-534306-15	015	35-534308-45	015
35-534304-127	015 - 54	35-534306-17	015	35-534308-45	015
35-534304-128	015	35-534306-19	015	35-534308-5	015
35-534304-129	015	35-534306-21	015	35-534308-7	015
35-534304-131	015 - 29	35-534306-25	015	35-534308-9	015
35-534304-139	015 - 56	35-534306-27	015	35-534309-1	015
35-534304-141	015	35-534306-29	015	35-534309-103	015
35-534304-143	015	35-534306-3	015	35-534309-105	015
35-534304-149	015	35-534306-31	015 - 22A	35-534309-111	015
35-534304-49	015 - 49	35-534306-31	015A- 46	35-534309-112	015
35-534304-53	015 - 28	35-534306-5	015	35-534309-115	015
35-534304-57	015 - 41	35-534306-607	015	35-534309-143	015
35-534304-625	015	35-534306-608	015	35-534309-145	015A- 55
35-534304-627	015	35-534306-7	015	35-534309-149	015A- 56
35-534304-628	015	35-534306-9	015	35-534309-149	015
35-534304-642	015	35-534307	015	35-534309-15	011
35-534304-643	015	35-534307-1	015	35-534309-15	015
35-534304-73	015	35-534307-11	015	35-534309-153	015
35-534304-75	015	35-534307-13	015	35-534309-17	015A- 66
35-534304-83	015 - 39	35-534307-15	015	35-534309-27	015
35-534304-93	015 - 24	35-534307-17	015	35-534309-3	015
35-534304-93	015C- 25	35-534307-18	015	35-534309-43	015
35-534304-93	015B- 63	35-534307-19	015	35-534309-47	015
35-534304-95	015 - 40	35-534307-21	015	35-534309-49	015
35-534304-97	011 - 10	35-534307-23	015	35-534309-5	015
35-534304-97	015 - 25	35-534307-27	011	35-534309-51	015
35-534304-99	015	35-534307-27	015	35-534309-53	015
35-534305	015	35-534307-3	015	35-534309-55	015
35-534305-1	015	35-534307-31	015	35-534309-57	015
35-534305-103	015A- 43	35-534307-33	015	35-534309-61	015
35-534305-11	015 - 5	35-534307-35	015	35-534309-62	015
35-534305-15	015	35-534307-37	015	35-534309-67	015
35-534305-17	015	35-534307-39	015	35-534309-7	015
35-534305-19	015 - 14	35-534307-41	015	35-534309-73	015
35-534305-21	015	35-534307-43	015	35-534309-9	015

B E E C H C R A F T
B O N A N Z A M 3 5 T H R U V 3 5 A
I L L U S T R A T E D P A R T S C A T A L O G

PART NUMBER	FIGURE & ITEM NO.	PART NUMBER	FIGURE & ITEM NO.	PART NUMBER	FIGURE & ITEM NO.
35-534309-95	015	35-534377-61	014A- 27	35-534394-37	015
35-534309-97	015	35-534377-71	014A	35-534394-37	015A- 76
35-534310	015	35-534378	014A	35-534394-37	015B
35-534310-3	015	35-534378-15	014B- 27	35-534394-39	015B
35-534315	011 - 13A	35-534378-15	014A- 17	35-534394-39	015A- 78
35-534315	015 - 26	35-534378-17	014B- 26	35-534394-39	015C-123
35-534334-3	013	35-534378-17	014A- 16	35-534394-41	015
35-534334-4	013 - 13	35-534378-19	014A- 14	35-534394-41	015B- 95
35-534335-3	013	35-534378-19	014B- 24	35-534394-43	015B
35-534335-4	013 - 12	35-534378-21	014A- 5	35-534394-47	015B
35-534352-1	007	35-534378-21	014B- 15	35-534394-47	015A- 75
35-534352-3	010	35-534378-23	014A- 8	35-534394-5	015
35-534359-1	015 - 4	35-534378-23	014B- 18	35-534394-53	015A- 74
35-534359-2	015 - 15	35-534378-25	014A- 15	35-534394-53	015B
35-534359-2	015 - 22	35-534378-25	014B- 25	35-534394-7	015B
35-534360	014	35-534378-27	014B- 20	35-534394-83	015A
35-534360-1	014 - 1	35-534378-27	014A- 10	35-534394-85	015A
35-534360-601	014	35-534378-3	014A- 6	35-534394-9	015B
35-534360-607	014	35-534378-9	014B- 19	35-534399	016
35-534360-71	014 - 12	35-534378-9	014A- 9	35-534399-1	016
35-534360-72	014	35-534381	015	35-534400	016
35-534360-73	014 - 4	35-534381-1	015 - 57	35-534400-1	016
35-534360-79	014A- 46	35-534381-1	015	35-534402	015C-114
35-534360-79	014 - 21	35-534381-11	015	35-534406	015A
35-534360-79	013A	35-534381-13	015	35-534406-13	015A- 60
35-534360-81	014 - 6	35-534381-5	015 - 58	35-534406-17	015A- 50
35-534361-32	013 - 24	35-534381-9	015	35-534406-21	015A- 51
35-534361-38	013 - 27	35-534382	015	35-534406-25	015A- 53
35-534364-1	015 - 1	35-534382	015	35-534406-27	015A- 54
35-534364-13	015	35-534382	015	35-534406-29	015A- 52
35-534364-2	015 - 21	35-534383	011	35-534406-31	015A- 92
35-534364-3	015 - 2	35-534383	015	35-534406-35	015A- 34
35-534364-4	015 - 16	35-534383-1	015	35-534406-39	011
35-534367	013 - 17	35-534383-2	011	35-534406-39	015A- 35
35-534369	013	35-534384	011 - 12	35-534406-41	015A- 40
35-534369-1	013	35-534387-1	015	35-534406-43	015A- 16
35-534369-2	013	35-534387-3	015	35-534406-45	015A- 13
35-534369-29	013 - 7	35-534387-5	015	35-534406-47	015A- 57
35-534369-3	013 - 5	35-534387-7	015	35-534406-49	015A- 71
35-534369-47	013 - 15	35-534388-1	015	35-534406-63	015A- 91
35-534369-48	013 - 16	35-534388-11	015	35-534406-71	015A- 83
35-534369-601	013	35-534388-13	015	35-534406-75	015A- 30
35-534369-602	013	35-534388-15	015	35-534406-77	015A- 9
35-534369-65	013	35-534388-3	015	35-534406-79	015A- 2
35-534369-66	013	35-534388-37	015	35-534406-85	015A- 82
35-534369-73	013	35-534388-7	015	35-534406-85 C	015B-101
35-534369-74	013	35-534388-9	015	35-534406-87	015A- 33
35-534369-85	013	35-534389	011	35-534407-1	015A- 73
35-534369-87	013	35-534390-1	014B	35-534407-11	015B- 91
35-534370-1	013	35-534390-17	014B- 16	35-534407-11 C	015C- 2
35-534370-2	013 - 11	35-534390-19	014B	35-534410	062A
35-534371	015 - 52	35-534390-21	014B- 13	35-534410-13	063
35-534371-1	014 - 10	35-534390-22	014B	35-534410-13	062A
35-534372	015 - 47	35-534390-3	014B- 1	35-534410-3	062A
35-534372-25	016	35-534390-33	014B- 4	35-534410-5	063 - 75
35-534372-25	016	35-534390-34	014B	35-534410-5	062A- 84
35-534372-3	016 - 29	35-534390-4	014B	35-534410-601	062A- 81
35-534372-41	016 - 27	35-534390-53	014B- 29	35-534410-7	062A- 80
35-534372-47 C	016 - 35	35-534390-9	014B- 11	35-534410-7	063 - 72
35-534372-5	016 - 30	35-534394-11	015	35-534411	015A
35-534372-77	016	35-534394-11	015B	35-534411	015B
35-534372-85	016	35-534394-11	015A- 77	35-534411-1	015A- 15
35-534372-91	016	35-534394-27	015A- 81	35-534411-1	015B- 15
35-534372-99	016 - 33	35-534394-27	015B	35-534412	015A- 14
35-534374	015 - 46	35-534394-29	015	35-534412	015B- 14
35-534377	014A	35-534394-3	015	35-534412	015C- 52
35-534377-25	014A- 1	35-534394-31	015B- 98	35-534413	015A
35-534377-27	014A- 19	35-534394-31	015B- 97	35-534413-49	015B
35-534377-28	014A	35-534394-31	015A- 79	35-534415-1	015B
35-534377-33	014A- 24	35-534394-31	015C-124	35-534415-1	015A
35-534377-35	014A	35-534394-33	015B	35-534415-11	015B
35-534377-45	013A	35-534394-33	015A- 80	35-534415-5	015C
35-534377-45	014A- 23	35-534394-35	015	35-534415-9	015C

B E E C H C R A F T
 BONANZA H35 THRU V35A
 I L L U S T R A T E D P A R T S C A T A L O G

PART NUMBER	FIGURE & ITEM NO.	PART NUMBER	FIGURE & ITEM NO.	PART NUMBER	FIGURE & ITEM NO.
35-534417	015A- 44	35-534437-103	015C- 71	35-550058-8	065
35-534417-1	015C- 23	35-534437-109	015C- 6	35-550059	046 - 63
35-534420	015B	35-534437-11	015C- 24	35-550059	065 - 39
35-534420	015B	35-534437-113	015C- 28	35-550060	046 - 65
35-534420-101	015B- 17	35-534437-117	015C- 38	35-550060	065 - 41
35-534420-107	015B	35-534437-121	015C- 7	35-550061	046 - 64
35-534420-107	015B	35-534437-125	015C- 29	35-550061	065 - 40
35-534420-109	015B- 1	35-534437-129	015C- 39	35-550062	046 - 68
35-534420-109	015C- 1	35-534437-133	015C- 69	35-550062	065 - 44
35-534420-11	015C- 66	35-534437-15	015C- 60	35-550062-2	046
35-534420-11	015B- 33	35-534437-175	015C-111	35-550062-2	065
35-534420-113 C	015B- 59	35-534437-177	015C-110	35-550063	046 - 69
35-534420-117	015B- 60	35-534437-183	015C-112	35-550063	065 - 45
35-534420-13	015B- 35	35-534437-187	015C-108	35-550075	046
35-534420-13	015C- 65	35-534437-19	015C- 40	35-550075	046 - 55
35-534420-17	015B- 31	35-534437-195	015C- 55	35-550075	065
35-534420-21 C	015B- 36	35-534437-197	015C- 44	35-550078	046
35-534420-29 C	015B- 37	35-534437-215	015C	35-550079	046
35-534420-33	011	35-534437-25	015C- 42	35-550079-2	046 - 54
35-534420-33	015B- 41	35-534437-3	015C	35-550080	046 - 57
35-534420-37 C	015B- 40	35-534437-31	015C- 56	35-550082	046 - 52
35-534420-43 C	015B- 44	35-534437-37	015C- 73	35-550082-2	046
35-534420-47 C	015B- 32	35-534437-43	011 - 10A	35-550084	046 - 53
35-534420-49	015C- 46	35-534437-43	015C- 62	35-550087	046 - 3
35-534420-49	015B- 4	35-534437-49	015C- 43	35-550091	046 - 38
35-534420-57 C	015B- 3	35-534437-55	015C- 20	35-550091	046
35-534420-601	015B- 86	35-534437-61	015C- 16	35-550093	046
35-534420-63 C	015B- 2	35-534437-67	015C- 4	35-550096-3	046B- 37
35-534420-67 C	015B- 69	35-534437-7	015C- 59	35-550096-3	046A- 30
35-534420-7	015B- 9	35-534437-73	015C- 36	35-550096-3	046 - 29
35-534420-71 C	015B- 5	35-534437-79	015C- 5	35-550096-4	046B
35-534420-77	015B- 10	35-534437-85	015C- 15	35-550096-4	046
35-534420-79	015B	35-534437-91	015C- 37	35-550096-4	046A
35-534420-79	015B	35-534437-97	011	35-550097-1	046
35-534420-83 C	015B- 38	35-534437-97	015C- 61	35-550097-1	046A- 29
35-534420-85 C	015B- 39	35-534438-1	015C	35-550097-1	046B- 36
35-534420-89 C	015B- 25	35-534438-3	015C	35-550097-2	046B
35-534420-93	015B- 88	35-534439	015C	35-550097-2	046A
35-534420-93	015C- 94	35-534440-13	015C	35-550097-2	046
35-534420-95 C	015B- 89	35-534441-13	015C-127	35-550097-3	046 - 27
35-534420-97	015B	35-534445-3	015C	35-550097-4	046
35-534420-97	015B	35-534445-5	015C	35-550097-7	046
35-534421-1	055	35-550022	046	35-550097-7	046 - 28
35-534421-1 C	015C- 95	35-550023	046	35-550099	046 - 32
35-534421-11	071 - 18	35-550024	046	35-550099-1	046
35-534421-11	071 - 37	35-550024-6	046A- 28	35-550114	046
35-534421-11	055	35-550024-6	046B- 35	35-550115	046A
35-534421-11	070 - 18	35-550024-6	046 - 25	35-550115	046B
35-534421-3	055	35-550024-7	046	35-550115	058 - 35A
35-534421-7	055	35-550024-7	046B	35-550115-1	046B
35-534421-9	055	35-550024-7	046A	35-550115-1	046A
35-534422	016	35-550026-14	046 - 17	35-550115-101	046B- 4
35-534423	015B- 34	35-550026-18	046 - 15	35-550115-107	046B- 17
35-534423	015C- 67	35-550026-26	046 - 13	35-550115-19	046A- 18
35-534425-1	014C	35-550026-44	046 - 19	35-550115-23	046A- 20
35-534425-11 C	014C	35-550026-602	046	35-550115-23	046B- 18
35-534425-13 C	014C	35-550034	046 - 16	35-550115-3	046B- 8
35-534425-2	014C	35-550035	046 - 14	35-550115-3	046A- 10
35-534425-3	014C	35-550040-18	046 - 44	35-550115-31	046A- 14
35-534425-4	014C	35-550040-20	046 - 43	35-550115-33	046A
35-534425-602 C	014C	35-550042	046 - 45	35-550115-39	046B- 16
35-534425-603	014C	35-550054	046 - 48	35-550115-39	046A- 16
35-534425-604	014C	35-550055	046 - 61	35-550115-41	046A
35-534425-9	011B- 14	35-550055	065	35-550115-5	046B- 9
35-534426-1	014C	35-550056	046 - 66	35-550115-5	046A- 11
35-534426-2	014C	35-550056	065 - 42	35-550115-53	046A- 17
35-534426-3	014C	35-550057	046	35-550115-55	046B- 11A
35-534431	011	35-550057	046 - 50	35-550115-55	046A- 13
35-534432-7	011B- 16	35-550057	065	35-550115-67	046A
35-534434	011	35-550058-10	046 - 59	35-550115-67	046A- 61
35-534434	015C- 64	35-550058-4	046	35-550115-67	046B- 11
35-534434	015B- 43	35-550058-6	046	35-550115-7	046B- 10
35-534437-1	015C	35-550058-8	046	35-550115-7	046A- 12

B E E C H C R A F T
BONANZA H35 THRU V35A
I L L U S T R A T E D P A R T S C A T A L O G

PART NUMBER	FIGURE & ITEM NO.	PART NUMBER	FIGURE & ITEM NO.	PART NUMBER	FIGURE & ITEM NO.
35-550115-75	046B- 40	35-550562-9	065	35-560010-15	070 - 4
35-550115-83	046B- 23	35-550562-91	065 - 22	35-560010-15	071 - 4
35-550115-85	046B	35-550562-97	065 - 30A	35-560010-17	070
35-550115-87	046B- 14	35-550565-1	046	35-560010-19	071 - 6
35-550115-89	046B- 21	35-550565-3	046 - 35A	35-560010-19	070 - 6
35-550115-97	046B	35-550565-3	046A	35-560010-21	070
35-550501	046	35-550565-5	046A	35-560010-23	070
35-550501-10	046 - 73	35-550565-5	046 - 35B	35-560010-23	071
35-550501-14	046 - 71	35-550565-9	046A- 51	35-560010-3	070 - 8
35-550501-20	046B- 46	35-550565-9	046 - 81	35-560010-33	071 - 31
35-550501-20	046 - 74	35-550565-9	046B- 72	35-560010-33	070 - 15
35-550501-20	046A- 38	35-550566	046	35-560010-33	071 - 15
35-550501-22	046 - 75	35-550566	046B	35-560010-35	070
35-550501-24	046	35-550566	046A	35-560010-35	071 - 8
35-550501-26	046 - 33	35-550566-3	046A- 40	35-560010-37	070
35-550501-28	046	35-550566-3	046B- 48	35-560010-37	071
35-550501-28	046	35-550566-3	046	35-560010-39	071
35-550501-4	046	35-550566-7	046A- 34	35-560010-5	070 - 9
35-550501-6	046 - 72	35-550566-7	046	35-560010-5	071 - 9
35-550501-8	046	35-550566-7	046B- 44	35-560010-601	070 - 10
35-550502-605	046 - 1	35-550567-27	046A- 44	35-560010-601	071 - 10
35-550502-606	046	35-550567-27	046B- 66	35-560010-603	071
35-550518-28	046 - 41	35-550567-29	046A- 46	35-560010-603	070
35-550518-30	046 - 42	35-550567-29	046B- 67	35-560010-9	070 - 2
35-550520	008A- 12	35-550567-31	046B	35-560010-9	071 - 2
35-550520	007	35-550567-35	046B- 65	35-560011-1	071
35-550520	009 - 82	35-550567-35	046A	35-560011-13	071 - 36
35-550520	046A- 68	35-554030-1	046 - 10	35-560011-23	071 - 38
35-550520	065A- 48	35-554033-1	065A	35-560011-27	071 - 39
35-550524	007 - 17	35-554033-13	065A- 37	35-560011-37	071 - 20
35-550524-1	007	35-554033-15	065A- 35	35-560011-39	071 - 21
35-550524-16	007	35-554033-5	065A- 36	35-560011-41	071 - 25
35-550559	046	35-554033-7	065A- 34	35-560011-43	071 - 26
35-550561-11	065 - 46	35-554035-601	015C	35-560011-45	071 - 23
35-550561-31	065	35-554039	046B- 20	35-560011-601 C	071 - 27
35-550561-33	065 - 36	35-560000-1	070	35-560011-603	071
35-550561-35	065 - 31	35-560000-11	070	35-574021	016
35-550561-37	065 - 37	35-560000-15	070 -124	35-574023	016
35-550561-5	065 - 53	35-560000-19	070	35-574023-4	016 - 40
35-550561-51	065 - 56	35-560000-21	070 -123	35-574024	016
35-550561-53	065 - 51A	35-560000-5	070	35-574025	016
35-550561-53	065A- 18	35-560000-51	071	35-580000	044A
35-550561-55	065 - 51B	35-560000-7	070	35-580000-11	044A- 31
35-550561-9	065 - 47	35-560000-9	070	35-580000-15	044A- 40
35-550562-1	065	35-560001-1	071	35-580000-19	044A- 42
35-550562-13	065	35-560001-11	071	35-580000-23	044A- 29
35-550562-19	065	35-560001-13	071	35-580000-25	044A- 39
35-550562-21	065 - 3	35-560001-19	071 - 98	35-580000-3	044A
35-550562-21	065	35-560001-21	071 - 88	35-580000-31	044A- 10
35-550562-23	065	35-560001-23	071 -105	35-580000-39	044A- 13
35-550562-29	065 - 9	35-560001-25	071 -104	35-580000-41	044A
35-550562-3	065	35-560001-27	071 -102	35-580000-47	044A- 3
35-550562-31	065 - 10	35-560001-29	071 -106	35-580000-7	044A
35-550562-35	065	35-560001-3	071	35-580001	044A
35-550562-37	065	35-560001-35	071 - 86	35-580001-11	044A- 22
35-550562-39	065	35-560001-37	071 - 87	35-580001-15	044A- 62
35-550562-39	065	35-560001-39	071 - 95	35-580001-19	044A- 54
35-550562-41	065 - 24	35-560001-41	071 - 44	35-580001-23	044A- 61
35-550562-43	065	35-560001-47	071 -101	35-580001-27	044A- 59
35-550562-51	065 - 21	35-560001-49	071 - 88A	35-580001-27	044A- 11
35-550562-57	065 - 1	35-560001-5	071	35-580001-3	044A- 50
35-550562-59	065 - 4	35-560001-53	071 - 85	35-580001-31	044A- 63
35-550562-61	065 - 2	35-560001-55	071 - 77	35-580001-35	044A- 57
35-550562-65	065	35-560001-59	071 - 85B	35-580001-51	044A
35-550562-7	065	35-560001-601	071 - 40	35-580001-53	044A- 6
35-550562-71	065 - 18	35-560001-77	071	35-580001-55	044A- 7
35-550562-73	065 - 19	35-560001-9	071	35-580001-57	044A- 4
35-550562-75	065	35-560010-1	071	35-580001-7	044A
35-550562-77	065 - 13	35-560010-1	070	35-580010-1	044A- 28
35-550562-79	065	35-560010-11	071 - 5	35-580010-11	044A- 27
35-550562-81	065 - 11	35-560010-11	070 - 5	35-580010-13	044A- 25
35-550562-87	065 - 25	35-560010-13	071 - 3	35-580010-15	044A- 26
35-550562-89	065	35-560010-13	070 - 3	35-580010-3	044A- 18

B E E C H C R A F T
B O N A N Z A H 3 5 T H R U V 3 5 A
I L L U S T R A T E D P A R T S C A T A L O G

PART NUMBER	FIGURE & ITEM NO.	PART NUMBER	FIGURE & ITEM NO.	PART NUMBER	FIGURE & ITEM NO.
35-580010-5	044A- 15	35-650007-1	026	35-810077	036 - 27
35-580010-7	044A- 16	35-650007-11	026	35-810083	036 - 21
35-580010-9	044A- 17	35-650007-2	026	35-810087	036 - 18
35-580011-1	044A- 64	35-650007-9	026	35-810088	036 - 20
35-590001	006	35-650010-22	026 - 6	35-810091	036 - 31
35-590002	006 - 18	35-650017-4	026 - 3	35-810094	036
35-590006	006 - 1	35-650028-1	003	35-810094-2	036 - 3
35-590009	006 - 10	35-650121	026	35-810094-6	036 - 4
35-590015	006	35-650121-2	026 - 21	35-810095	036 - 6
35-590015-9	006	35-650121-4	026	35-810117	036 - 24
35-590021	006 - 11	35-650121-8	026 - 20	35-810119	036 - 17
35-590024	006	35-650122-2	026 - 16	35-810132	023
35-590027	006	35-650122-6	026	35-810132	036
35-590050-1	006	35-650122-6	026	35-810132-2	036 - 44
35-590052	006 - 12A	35-650122-8	026 - 15	35-810133	036 - 45
35-590053	006	35-660002-1	026	35-810134	036 - 9
35-590058	006 - 8	35-660002-2	026	35-810139	036 - 34
35-590060	006 - 6	35-660002-31	026	35-810140	036 - 30
35-590063	006	35-660002-37	026	35-810141	036 - 13
35-590064	006	35-660002-39	026	35-810142	036 - 7
35-590064-1	006 - 17	35-660002-43	026	35-810147	036
35-590073-15	006	35-660002-45	026	35-810150	033
35-590074-1	006	35-660002-47	026	35-810150-1	033
35-590076	006 - 012	35-660002-48	026	35-810150-2	033 - 67
35-590077-1	006 - 3	35-660002-5	026	35-810150-4	033
35-590077-11	006	35-660002-602	026	35-810150-5	033
35-590079-5	006	35-660002-603	026	35-810158	033 - 66
35-590081-1	006 - 2	35-660002-603	026	35-810159	033
35-590086-3	006	35-660002-604	026	35-810160	033
35-590087-1	006 - 12B	35-660002-609	026	35-810161	033
35-590090	006	35-660002-610	026	35-810162	033
35-590094-7	006	35-660002-611	026	35-810163	033
35-590096	006	35-660002-612	026	35-810170	033A
35-590097	006	35-660002-651	026	35-810171	033A
35-590097	006	35-660002-652	026	35-815001	033
35-590099-1	006	35-660002-653	026	35-815001-1	033
35-590099-35	011 - 6	35-660002-654	026	35-815001-10	033
35-590099-37	066A- 36	35-660002-9	026 - 26	35-815001-11	033
35-590101	006	35-660031	026 - 13	35-815001-608	033
35-590102	006	35-660031-1	026	35-815001-609	033
35-590103	006	35-660031-2	026	35-815001-8	033
35-590108	006	35-660033	029 - 89	35-815004	033A- 58
35-590109	006	35-660043-1	026 - 30	35-815004	033 - 51
35-590110	006	35-660043-2	026	35-815004-1	033
35-590110-11	006	35-663-1A M	061	35-815004-1	033A
35-590113	006	35-663-1A-M	069 - 1	35-815006-10	043 - 25
35-590113-11	006	35-668-5	074	35-815006-10	044A- 46
35-590113-13	006	35-8002-11	034D- 15	35-815006-12	043 - 17
35-590113-3	006	35-8002-13	034D- 5	35-815006-12	044A- 37
35-590115	006	35-8002-15	034D- 6	35-815006-13	043 - 26
35-590116	006	35-8002-17	034D- 7	35-815006-13	044A- 48
35-590116-3	006	35-8002-19	034D- 8	35-815006-20	043
35-590116-7	006	35-8002-21	034D	35-815006-22	043 - 3
35-590116-9	006	35-8002-23	034D	35-815006-24	043 - 29
35-590118-31	006	35-8002-25	033A	35-815006-24	044 - 34
35-600002	026	35-8002-25	034D	35-815006-24	044A
35-600003	026 - 23	35-8002-3	033A	35-815006-4	043
35-600003	026 - 18	35-8002-3	034C	35-815006-6	043
35-650005-1	026	35-8002-5	034D	35-815006-8	043 - 16
35-650005-10	003 - 39	35-8002-7	034C- 22	35-815006-8	044A- 35
35-650005-11	003 - 40	35-8002-9	034C- 17	35-815007-4	035 - 29
35-650005-12	003 - 41	35-810026-23	033A	35-815016	037
35-650005-2	026	35-810026-603	033A	35-815016-1	037
35-650005-23	003 - 35	35-810026-604	033A	35-815016-2	037 - 9
35-650005-3	003 - 36	35-810026-7	033A	35-815016-3	037
35-650005-4	003 - 37	35-810072	033A- 63	35-815020	036 - 14
35-650005-57	003	35-810072	033 - 54	35-815023	033A
35-650005-58	003	35-810072	033	35-815023	033 - 53
35-650005-59	003	35-810075-3	036 - 36	35-815023	033
35-650005-60	003	35-810075-5	036	35-815024-10	044 - 25
35-650005-601	026	35-810075-7	035 - 1	35-815024-12	044 - 16
35-650005-602	026	35-810075-7	036	35-815024-13	044 - 26
35-650005-9	003 - 38	35-810076	036 - 25	35-815024-14	044

B E E C H C R A F T
 BONANZA H35 THRU V35A
 I L L U S T R A T E D P A R T S C A T A L O G

PART NUMBER	FIGURE & ITEM NO.	PART NUMBER	FIGURE & ITEM NO.	PART NUMBER	FIGURE & ITEM NO.
35-815024-16	044	35-815102-20	035	35-815196-1	033
35-815024-20	044	35-815102-21	035	35-815196-17	033A
35-815024-24	044	35-815109	035	35-815196-2	033
35-815024-4	044	35-815109	035 - 46	35-815196-21	033
35-815024-6	044	35-815115	035 - 52	35-815196-22	033
35-815024-8	044 - 15	35-815118	035	35-815196-601	033
35-815027	044 - 13	35-815125-10	035	35-815196-602	033
35-815028	044 - 23	35-815125-2	035	35-815196-612	033
35-815036	043 - 27	35-815125-4	035	35-815196-613	033
35-815037	044 - 20	35-815125-602	035 - 7	35-815198	034
35-815037	043 - 21	35-815125-604	035	35-815239	039
35-815038	033 - 64	35-815129	035 - 22	35-815239-11	039
35-815043	033 - 49	35-815131	035 - 8	35-815239-5	039
35-815044	033	35-815133	039 - 38	35-815239-7	039
35-815047	044 - 31	35-815144	039	35-815239-9	039
35-815048	044 - 21	35-815144-2	039 - 32	35-815240	039
35-815048	043 - 22	35-815145	039 - 35	35-815243	043
35-815049	044 - 9	35-815146	039 - 33	35-815243-1	044A
35-815049	043 - 11	35-815147	039 - 34	35-815243-1	043
35-815053	044 - 7	35-815148-9	039 - 30	35-815244	044
35-815053	043 - 9	35-815155-2	035	35-815244-3	044A
35-815054	043 - 18	35-815155-3	035	35-815244-3	044
35-815054	044 - 17	35-815155-610	035 - 15	35-815246-11	033A- 15
35-815055	037	35-815155-611	035	35-815246-5	033A- 12
35-815055-1	037	35-815156-4	035 - 54	35-815246-7	033A
35-815055-10	037 - 15	35-815156-5	035	35-815246-9	033A- 13
35-815055-11	037	35-815176	044 - 3	35-815247-9	033A- 50
35-815055-12	037 - 16	35-815178	044 - 27	35-815249-1	033A- 52
35-815055-13	037	35-815180	044	35-815251-3	033A- 22
35-815055-56	037	35-815180	043	35-815252-1	033A- 23
35-815055-57	037	35-815180-10	043	35-815252-3	033A- 24
35-815055-60	037	35-815180-12	044A- 2	35-815254-25	033A
35-815055-601	037	35-815180-12	044	35-815254-26	033A
35-815055-602	037	35-815180-12	043	35-815254-615	033A
35-815055-61	037	35-815180-2	044	35-815254-616	033A
35-815055-62	037 - 18	35-815180-2	043	35-815254-655	033A
35-815055-63	037	35-815180-4	044 - 2	35-815254-656	033A
35-815055-64	037 - 14	35-815180-4	043 - 2	35-815254-9	033A- 63A
35-815055-65	037	35-815180-6	043	35-815256	033A- 19
35-815055-68	037	35-815180-6	044A	35-815260-1	033A- 7
35-815055-69	037	35-815180-8	044	35-815260-2	033A
35-815056	037	35-815180-8	043	35-815264-1	033A
35-815056-2	037 - 21	35-815183	035 - 38	35-815264-2	033A
35-815056-4	037 - 23	35-815186	044A	35-815266-1	037
35-815057	044 - 29	35-815186	044 - 4	35-815266-2	037
35-815058	044 - 28	35-815189	044 - 6	35-820028	038A- 38
35-815059	044 - 30	35-815189	043 - 7	35-820045	041 - 4
35-815066	033 - 12	35-815192-1	033	35-820062	038 - 45
35-815067	044 - 22	35-815192-13	033	35-820094	039
35-815069	043 - 14	35-815192-17	033	35-820094-2	039 - 5
35-815071	043 - 23	35-815192-19	033	35-820094-4	039 - 6
35-815077-12	035	35-815192-2	033	35-820095	039 - 7
35-815077-13	035	35-815192-21	033	35-820107	038A
35-815077-14	035 - 49	35-815192-23	033	35-820107-5	038A- 33
35-815077-15	035	35-815192-27	033A- 11	35-820111	038 - 8
35-815077-4	035 - 50	35-815192-3	033	35-820113	038 - 11
35-815077-5	035	35-815192-33	033A	35-820115	038A- 5A
35-815078	035 - 37	35-815192-33	033	35-820123	038A- 42
35-815081	033A- 9	35-815192-34	033	35-820123	038A- 34
35-815081	033 - 35	35-815192-34	033A	35-820125	038A- 12
35-815086-4	033	35-815192-37	033	35-820130-2	038A- 27
35-815086-5	033	35-815192-4	033	35-820133	038A- 46
35-815088-10	033	35-815192-41	033	35-820134	038A- 16
35-815088-16	033	35-815192-43	033	35-820135	038A- 58
35-815088-18	033	35-815192-44	033	35-825001	038
35-815088-4	033 - 25	35-815192-5	033	35-825001-10	038
35-815088-6	033 - 26	35-815192-6	033	35-825001-12	038
35-815092	044 - 24	35-815192-7	033	35-825001-14	038
35-815092	043 - 24	35-815192-9	033	35-825001-14	038A
35-815095	043 - 15	35-815194	033	35-825001-2	038
35-815095	044 - 14	35-815194-1	033	35-825001-6	038 - 60
35-815095	044A- 33	35-815194-3	033A	35-825001-8	038
35-815101-3	035	35-815194-5	033A- 37	35-825005	041 - 27

B E E C H C R A F T
BONANZA H35 THRU V35A
I L L U S T R A T E D P A R T S C A T A L O G

PART NUMBER	FIGURE & ITEM NO.	PART NUMBER	FIGURE & ITEM NO.	PART NUMBER	FIGURE & ITEM NO.
35-825006	041 - 24	35-825172-2	036 - 38	35-910003-71	064B- 65
35-825007	041 - 26	35-825173	041 - 23	35-910003-71	064 - 66
35-825024	038	35-825175	038 - 3	35-910003-71	064A- 56
35-825024-2	038 - 29	35-825175-12	038A- 48	35-910003-71	064 - 86
35-825025-4	038	35-825185	039	35-910003-77	064 - 75
35-825030	038	35-825185-12	039	35-910003-78	047
35-825032	038 - 22	35-825185-14	039	35-910003-81	047
35-825035	041 - 29	35-825185-4	039	35-910003-95	047 - 5
35-825044-4	041	35-825188	039 - 12	35-910004	047
35-825045	041 - 28	35-825189	038 - 57	35-910004	064B
35-825046	041 - 30	35-825190	038 - 52	35-910004	064
35-825049	041 - 9	35-825191-1	039	35-910004	064A
35-825051	041 - 10	35-825191-3	039	35-910004-11	047 - 36A
35-825052	041	35-825191-5	039 - 27	35-910004-13	047 - 54
35-825052-2	041 - 7	35-825191-7	039 - 28	35-910004-15	047
35-825054	031 - 31	35-825192	005 - 8	35-910004-19	047
35-825054-5	031	35-825193	038A	35-910004-19	064B
35-825060	041 - 1	35-825193-1	038A- 41	35-910004-19	064
35-825066	038 - 39	35-825195	038A	35-910004-19	064A
35-825064	038 - 56	35-825195-13	038A- 21	35-910004-23	047
35-825071	039	35-825195-15	038A	35-910004-23	064B
35-825071-5	039	35-825195-21	038A	35-910004-25	047
35-825072	039 - 19	35-825195-27	038A- 19	35-910004-27	064B
35-825074	039 - 26	35-825195-31	038A	35-910004-3	047 - 21
35-825076-1	039 - 9	35-825195-33	038A	35-910004-3	064A- 70
35-825080	039 - 18	35-825195-33	038A	35-910004-3	064 -113
35-825087-14	039 - 10	35-825195-55	038A	35-910004-3	064B- 79
35-825087-16	039	35-825195-601	038A- 45	35-910004-606	047
35-825090	038 - 14	35-825195-603	038A	35-910004-607	047
35-825090-10	038	35-825196-1	038A	35-910005	047
35-825092	038 - 24	35-825196-11	038A	35-910005-3	047
35-825094-4	039 - 11	35-825196-17	038A	35-910005-5	047A- 37
35-825100-2	038 - 35	35-825196-25	038A- 49	35-910005-5	047
35-825100-4	038 - 23	35-825196-27	038A	35-910005-606	047
35-825100-6	038	35-825196-29	038A	35-910005-607	047
35-825101	038 - 28	35-825196-605	038A	35-910007	047A
35-825102-2	038	35-825196-615	038A	35-910007	064B
35-825107	039	35-825196-616	038A	35-910007-11	047A- 52
35-825107	039	35-825196-620	038A	35-910007-11	064B-113
35-825110-4	038 - 7	35-825196-691	038A	35-910007-13	047A
35-825111	039 - 40	35-825196-695	038A	35-910007-15	047A- 10
35-825112	038 - 9	35-825197	038A- 6	35-910007-17	047A
35-825115	038 - 16	35-910003	047	35-910007-3	047A- 16
35-825117-2	039 - 22	35-910003	064	35-910007-3	064B-115
35-825117-4	039	35-910003	064	35-910007-5	047A
35-825117-6	039	35-910003-11	047	35-910007-606	047A
35-825118	039 - 25	35-910003-11	064 -100	35-910007-607	047A
35-825119	039 - 23	35-910003-123	047 - 31A	35-910007-7	047A
35-825120	039 - 24	35-910003-125	047 - 29	35-910007-9	047A- 58
35-825125	038 - 15	35-910003-125	064A- 59	35-910018-1	008 - 4
35-825125-602	038	35-910003-125	064B- 68	35-910018-2	008
35-825145	038A- 28	35-910003-125	064 - 71	35-910018-3	008
35-825145	038 - 47	35-910003-125	064 - 89	35-910018-4	008
35-825145	040	35-910003-15	047 - 27A	35-910019	008
35-825146	040 - 1	35-910003-15	064 -116	35-910019-1	008 - 28
35-825147	040 - 5	35-910003-15	064 -110	35-910019-3	008
35-825148	040 - 2	35-910003-15	064B- 82	35-910027-1	008
35-825151	040 - 7	35-910003-15	064A- 73	35-910027-11	008
35-825152	040 - 3	35-910003-19	047	35-910027-3	008
35-825153	038 - 36	35-910003-29	047	35-910027-5	008
35-825160	041	35-910003-31	047 - 22	35-910027-7	008
35-825160 SA2	041	35-910003-41	047 - 44G	35-910027-9	008
35-825161	041	35-910003-41	047A- 25	35-910028-21	047A
35-825162	041 - 22	35-910003-43	047 - 44H	35-910028-23	047A
35-825163	041 - 16	35-910003-43	047A- 26	35-910028-7	047A- 61
35-825164	041 - 18	35-910003-49	047	35-910028-9	047A
35-825165	041 - 15	35-910003-49	064 - 69	35-910053	049 - 1
35-825166	007 - 2	35-910003-51	047	35-910053-1	049 - 2
35-825166	041 - 31	35-910003-53	047 - 37	35-910066	050
35-825166-6	007	35-910003-55	047	35-910066-1	050 - 13
35-825166-6	041	35-910003-55	064 - 62	35-910066-107	050 - 6
35-825170	041 - 33	35-910003-69	047	35-910066-111	050 - 7
35-825171-1	041 - 32	35-910003-71	047 - 15	35-910066-113	050 - 5

B E E C H C R A F T
SONANZA H35 THRU V35A
I L L U S T R A T E D P A R T S C A T A L O G

PART NUMBER	FIGURE & ITEM NO.	PART NUMBER	FIGURE & ITEM NO.	PART NUMBER	FIGURE & ITEM NO.
35-910066-149	050 - 4	35-910160-134	004	35-910160-90	048
35-910066-151	050 - 3	35-910160-134	048	35-910160-94	048
35-910066-157	050 - 11	35-910160-136	048	35-910160-95	048
35-910066-165	050A- 53	35-910160-138	048	35-910160-96	048
35-910066-165	050A- 4	35-910160-140	048	35-910160-97	048
35-910066-207	050 - 15	35-910160-142	048	35-910160-98	048
35-910066-215	050 - 16	35-910160-144	048	35-910215	050 - 2
35-910066-227	050	35-910160-146	048	35-910215	050
35-910066-229	050	35-910160-148	048	35-910215	050A- 25
35-910066-233	050	35-910160-20	048	35-910216	050A- 26
35-910066-239	050A- 20	35-910160-24	048	35-910216	050 - 8
35-910066-247	050	35-910160-26	004 - 2	35-910226-12	008
35-910066-251	050	35-910160-26	048	35-910226-8	008 - 1
35-910066-33	050 - 12	35-910160-27	004	35-910263	047
35-910066-37	050 - 1	35-910160-27	048	35-910277-1	006
35-910066-43	050A- 2	35-910160-28	048	35-910277-3	006
35-910066-49	050A- 3	35-910160-29	048	35-910278	006
35-910067	050A	35-910160-30	048	35-910278-1	006
35-910067-1	050A	35-910160-34	048	35-910278-3	006
35-910067-103	050A- 37	35-910160-36	048 - 14	35-910279	006
35-910067-113	050A- 20A	35-910160-38	048	35-910288-1	008A- 23
35-910067-129	050A	35-910160-42	048	35-910289	047
35-910067-13	050A- 41	35-910160-44	048	35-910292	047
35-910067-15	050A- 42	35-910160-50	048 - 6	35-910293	047 - 7
35-910067-17	050A- 43	35-910160-53	048	35-910295-1	047
35-910067-19	050A- 44	35-910160-54	048	35-910295-15	047
35-910067-21	050A- 45	35-910160-55	048	35-910295-18	047
35-910067-23	050A- 46	35-910160-56	048	35-910295-19	047
35-910067-25	050A- 12	35-910160-57	048	35-910295-23	047
35-910067-27	050A- 13	35-910160-59	048	35-910295-27	047
35-910067-29	050A- 14	35-910160-602	048 - 4	35-910295-31	047
35-910067-3	050A- 11	35-910160-603	048	35-910295-35	047
35-910067-31	050A- 15	35-910160-604	048	35-910295-39	047
35-910067-33	050A- 16	35-910160-605	048	35-910295-45	047 - 50
35-910067-35	050A- 17	35-910160-606	048	35-910295-47	047 - 51
35-910067-43	050A	35-910160-607	048	35-910296	006
35-910067-47	050A- 23	35-910160-608	048	35-910296-1	006
35-910067-51	050A	35-910160-609	048	35-919025	008A
35-910067-53	050A- 5	35-910160-61	048	35-919025	008
35-910067-55	050A- 6	35-910160-610	048	35-919025-1	008A
35-910067-57	050A- 7	35-910160-611	048	35-919025-11	008A- 18
35-910067-59	050A- 47	35-910160-612	048	35-919025-13	008A
35-910067-601	050A	35-910160-613	048	35-919025-17	008A- 19
35-910067-61	050A- 48	35-910160-614	048	35-919025-19	008A- 24
35-910067-7	050A- 40	35-910160-616	048	35-919025-21	008A- 8
35-910067-71	050A- 21	35-910160-617	048	35-919025-23	008A- 9
35-910067-79	050A- 8	35-910160-618	048	35-919025-27	008A
35-910067-81	050A- 48B	35-910160-619	048	35-919025-3	008A- 15
35-910067-83	050A- 48C	35-910160-62	048	35-919025-7	008A- 16
35-910067-85	050A	35-910160-621	048	35-919025-9	008A- 17
35-910067-87	050A	35-910160-622	048	35-919118	047
35-910068	050A- 49	35-910160-623	048	35-921153	054
35-910073-1	050A	35-910160-624	048	35-921153-1	054 - 23
35-910073-3	050A- 51	35-910160-625	048	35-921153-17	055 - 1
35-910073-5	050A- 52	35-910160-626	048	35-921153-17	054 - 7
35-910101	007 - 5	35-910160-627	048	35-921153-18	055 - 10
35-910101-5	007	35-910160-628	048	35-921153-18	054 - 8
35-910102-1	048 - 3	35-910160-629	048	35-921153-19	055 - 12
35-910103	048 - 12	35-910160-63	048	35-921153-19	054 - 4
35-910103-1	048	35-910160-630	048	35-921153-19	055 - 3
35-910107	048	35-910160-631	048	35-921153-21	055 - 25
35-910107-10	048 - 10A	35-910160-64	048	35-921153-21	054 - 14
35-910107-2	048 - 10	35-910160-65	048	35-921153-23	054 - 9
35-910107-8	048	35-910160-66	048 - 11	35-921153-23	055 - 7
35-910108	048 - 8	35-910160-67	048	35-921153-25	055 - 16
35-910109	048 - 7	35-910160-74	048 - 17	35-921153-25	054 - 11
35-910150-14	048	35-910160-76	048 - 16	35-921153-27	055 - 23
35-910150-14	048	35-910160-78	048	35-921153-27	054 - 13
35-910160-104	048	35-910160-8	048	35-921153-27	055 - 31
35-910160-104	048	35-910160-80	048	35-921153-29	054 - 31
35-910160-106	048 - 13	35-910160-82	048	35-921153-3	054 - 22
35-910160-108	048	35-910160-86	048 - 15	35-921153-39	054 - 27
35-910160-132	048	35-910160-88	048	35-921153-41	054 - 26

S E E C H C R A F T
 BONANZA H35 THRU V35A
 I L L U S T R A T E D P A R T S C A T A L O G

PART NUMBER	FIGURE & ITEM NO.	PART NUMBER	FIGURE & ITEM NO.	PART NUMBER	FIGURE & ITEM NO.
35-921153-5	054 - 32	35-921155-49	055	35-921228-57	057
35-921153-7	054 - 16	35-921155-5	055	35-921228-7	057 - 37
35-921153-9	054 - 30	35-921155-51	055	35-921228-9	057 - 33
35-921154	055	35-921155-53	055	35-921229-1	057 - 9
35-921154-103	055 - 52A	35-921155-55	055	35-921229-3	057
35-921154-107	055	35-921155-6	055	35-921238-1	055
35-921154-109	055	35-921155-601	055	35-921238-3	055
35-921154-11	055 - 39	35-921155-603	055	35-921240	006
35-921154-13	055 - 40	35-921155-606	047A- 72	35-921241-1	054 - 45
35-921154-17	055 - 46	35-921155-608	047A	35-921241-1	057 - 8
35-921154-19	055 - 44	35-921155-63	055	35-921241-1	055
35-921154-21	055 -063	35-921155-65	055	35-921241-3	057
35-921154-23	055 - 27	35-921155-67	055	35-921241-3	054
35-921154-27	055 - 48	35-921155-69	055	35-921241-3	055 -102
35-921154-3	007	35-921155-7	055	35-921242-5	055
35-921154-31	055 - 19	35-921155-71	055	35-921242-6	055
35-921154-35	055 - 21	35-921155-73	055	35-921243-1	055
35-921154-37	055 - 37	35-921155-75	055	35-921243-3	055
35-921154-39	055 - 33	35-921155-8	055	35-921249	055
35-921154-41	055 - 35	35-921155-83	055	35-921249-3	055
35-921154-43	055 - 50	35-921155-9	055	35-921252-1	055
35-921154-45	055 -073	35-921155-91	055	35-921252-3	055
35-921154-47	055 -074	35-921155-93	055	35-921252-5	055
35-921154-49	055 - 43	35-921155-95	055	35-921252-7	055
35-921154-53	055	35-921155-99	055	35-921257-1	074
35-921154-54	055	35-921181	056 - 25	35-921258-5	074 - 42
35-921154-55	055 - 53	35-921181	055 -070	35-921258-7	074 - 41
35-921154-59	055 - 56	35-921218-1	054	35-921500-1	055
35-921154-602	055 -065	35-921218-2	054	35-921500-2	055
35-921154-61	055 - 58	35-921218-3	054	35-921502	055 -086
35-921154-63	055 - 29	35-921218-4	054	35-921502	057 - 6
35-921154-65	055 - 41	35-921218-5	054 - 34	35-921502	054 - 43
35-921154-69	055	35-921218-5	055	35-921503	055 -080
35-921154-69	055	35-921218-5	054	35-921503	057 - 13
35-921154-71	055	35-921218-6	054	35-921503	054 - 37
35-921154-71	055	35-921218-6	055	35-921541	054
35-921154-73	055	35-921218-6	054	35-921542	054
35-921154-73	055	35-921220	054	35-921542-1	054
35-921154-75	055	35-921220	055	35-924055	054 - 15
35-921154-75	055	35-921220-1	054	35-924094	054 - 10
35-921154-87	055	35-921220-1	055	35-924095	054 - 12
35-921154-93	055	35-921221-3	057 - 4	35-924096	056 - 17
35-921154-93	055	35-921221-41	057 - 18	35-924097	056 - 18
35-921154-95	055	35-921222-2	057	35-924148	055 -105
35-921154-95	055	35-921222-5	057	35-924148	054 - 33
35-921154-97	055	35-921222-6	057	35-924157	054 - 24
35-921154-98	055	35-921222-7	057	35-924229	056 - 31
35-921155	055	35-921222-8	057	35-924230-7	056
35-921155-100	055	35-921228	057	35-924230-7	054 - 19
35-921155-101	055	35-921228-1	057 - 34	35-924231	056 - 35
35-921155-101	055	35-921228-10	057	35-924232-1	056 - 2
35-921155-105	055	35-921228-12	057	35-924234	056 - 11
35-921155-109	055	35-921228-13	057 - 30	35-924235	056 - 29
35-921155-11	055	35-921228-14	057	35-924235-3	056
35-921155-111	055 - 58E	35-921228-3	057 - 36	35-924236	056 - 9
35-921155-115	055	35-921228-31	057 - 28	35-924237	056 - 22
35-921155-117	055	35-921228-32	057	35-924239	056 - 15
35-921155-119	047A- 74	35-921228-33	057 - 26	35-924245	056 - 13
35-921155-119	055	35-921228-35	057 - 25	35-924249	056 - 1
35-921155-127	055 - 9	35-921228-37	057 - 24	35-924251-1	056
35-921155-128	055 - 18	35-921228-38	057	35-924253-1	054
35-921155-13	055	35-921228-39	057 - 23	35-924253-3	054
35-921155-15	055	35-921228-40	057	35-924254-1	047A- 50A
35-921155-17	055	35-921228-43	057 - 20	35-924254-1	047 - 31
35-921155-19	055	35-921228-44	057	35-924255-1	074 - 43
35-921155-21	055	35-921228-45	057 - 16	35-924255-1	055 -066
35-921155-23	055	35-921228-47	057 - 14	35-924256-1	055
35-921155-25	055	35-921228-48	057	35-924256-19	055
35-921155-29	055	35-921228-49	057 - 27	35-924256-21	055
35-921155-3	007	35-921228-5	057 - 35	35-924256-23	055
35-921155-3	055	35-921228-51	057	35-924256-25	055
35-921155-31	055	35-921228-53	057 - 39	35-924256-27	055
35-921155-45	055	35-921228-55	057 - 40	35-924256-29	055

B E E C H C R A F T
 DONANZA H35 THRU V35A
 I L L U S T R A T E D P A R T S C A T A L O G

PART NUMBER	FIGURE & ITEM NO.	PART NUMBER	FIGURE & ITEM NO.	PART NUMBER	FIGURE & ITEM NO.
35-924256-3	055 -064C	35-944049-5	052	366-00	055 - 11
35-924256-3	071 - 17	35-944050	051 - 21	367-00	055 - 47
35-924256-3	070 - 17	35-944051-1	052 - 23	367-00	057
35-924256-31	055	35-944051-1	051 - 31	3686	041 - 21
35-924256-33	055	35-944052	049	37059	055 -107
35-924256-5	055 -064D	35-944052	052	37117	055 -108
35-924256-7	055	35-944052-13	052 - 37A	37617-339	055 -111
35-924256-9	055	35-944052-15	052 - 36A	37685-2	055 -110
35-924257	055	35-944052-16	052	37691	055 -112
35-924258	055	35-944052-5	052 - 33	37693	055 -113
35-924259-1	007	35-944052-5	052 - 8	37810-1	055
35-924262	055 -064E	35-944052-9	052 - 42	37826	055
35-924262-1	055	35-944054	052	38038	055 -114
35-924263	055	35-944054-1	052	38104	055 -115
35-924263-1	055	35-944054-3	052	39-4	044A- 65
35-924267	055	35-944055-1	052 - 36	3958EC17CC5512V	073 - 10
35-924276	055	35-944056	049	4-4050-00-91	072
35-939140-3	047A- 38	35-944056	052	4F7H	066 - 18
35-939178-1	064 - 49	35-944057-1	052 - 45	4G7H	066A- 50
35-939178-7	064 - 54	35-944058	052 - 47	4H7H	066
35-939180-1	047 - 18	35-944059	052 - 50	4024-3	074 - 30
35-939180-1	064 -102	35-944060	052 - 48	4032A	055 - 42
35-939180-1	064A- 62	35-944061	052 - 46	408-0293-233	025 - 7
35-939180-1	064 - 92	35-944062	052 - 49	408-0293-233	025A- 19
35-939180-1	064B- 71	35-944064-1	052	4085	069 - 14
35-939181	048	35-944065	052 - 52	4099	065 - 58
35-944001-4	049 - 15	35-944066	052 - 53	414-180657-3	014E- 42
35-944003	051 - 3	35-944068	052 - 51	414-180657-3	014U- 59
35-944004	051 - 4	35-944071-1	068 - 10	414-183389-1	013A
35-944004	049 - 11A	35-944072-1	068	414-183389-1	014A
35-944007-10	046	35-950004-1	047	414-183389-11	0148
35-944007-2	046 - 21	35-950004-13	047 - 42	414-183389-11	0138
35-944007-4	051	35-950004-17	047	414-183389-13	0148- 38
35-944007-8	043 - 28	35-950004-17	047A- 29	414-183389-13	0138- 29
35-944007-8	044 - 32	35-950004-17	047 - 44B	414-183389-15	0138
35-944009	046	35-950004-17	047 - 44A	414-183389-15	0143
35-944009	049 - 11	35-950004-17	047	414-183389-17	0138
35-944009	051	35-950004-2	047	414-183389-17	0148
35-944009	058 - 42	35-950004-5	047 - 39	414-183389-3	013A
35-944009-2	051 - 5	35-950004-53	047	414-183389-3	014A
35-944011	049 - 6	35-950004-55	047	414-183389-5	013A
35-944012	049 - 5	35-950004-63	047	414-183389-5	014A
35-944017	049	35-950004-67	047	414-183389-7	0148- 34
35-944017	052 - 1	35-950004-69	047	414-183389-7	0138- 25
35-944017	051 - 1	35-950004-7	047 - 41	414-183389-9	0148
35-944018	049 - 12	35-950004-71	047	414-183389-9	0148
35-944025	049 - 7	35-950004-9	047 - 44	414-183761-5	062A- 19
35-944035	051	35-950005-1	047A- 20	414-183761-5	063 - 10
35-944035	052 - 30	35-950005-11	047A- 28	414-183802-3	062A- 20
35-944035	051 - 17	35-950005-29	047A- 21	414-183802-3	063 -011
35-944035	052 - 6	35-950005-3	047A	414-183955-111	046A- 36
35-944035	052 - 21	35-950005-9	047A	414-183955-111	046 - 75A
35-944035-1	052	35-951228-11	057 - 31	414-183955-111	046B- 45
35-944035-1	052	3502-18-24P511	045 - 13	414-534010	061 - 10
35-944035-1	052	35107A	036	414-920022-3	055 - 18B
35-944037	049 - 13	3536-18	045	414-920022-5	055 - 98
35-944042	052 - 4	36-521011-1	027 - 31	4140-00-1	055
35-944042	051 - 15	36-521011-3	027 - 30	4140-00-39	055
35-944042-1	052	36-530023-17	014E- 32	416-10	006 - 21
35-944046	051	36-530023-17	0140- 47	416-15	006 - 22
35-944046-1	052	36-530025-13	0140- 21	416-350	006 - 34
35-944046-3	052	36-530025-14	0140- 22	416-360	006 - 36
35-944046-5	052	36-530025-15	0140- 8	416-4	006 - 23
35-944046-600	051 - 14	36-530025-15	014E- 9	416-5	006 - 32
35-944047	051	36-530025-27	0140- 19	416-50	055
35-944047	049	36-530034	063	416-52	055 -097
35-944047-7	051 - 22	36-530034-5	063 - 77	416-53	055 -100
35-944048	051	36-530034-601	063 - 73	416-54	006 - 19
35-944048-1	052	36-530034-7	063	416-54	055 -088
35-944049	051	36-530034-9	063 - 78	416-55	055 -095
35-944049	052 - 19	36-920012-1	063 - 43A	416-56	055 -091
35-944049-1	052 - 28	366-00	055 - 61B	416-59	055 -094
35-944049-3	052	366-00	055 - 2	416-61-6	055 -087

B E E C H C R A F T
 BONANZA H35 THRU V35A
 I L L U S T R A T E D P A R T S C A T A L O G

PART NUMBER	FIGURE & ITEM NO.	PART NUMBER	FIGURE & ITEM NO.	PART NUMBER	FIGURE & ITEM NO.
416-7	006 - 30	45-815011-6	033	49338	051 - 29
416-85	006	45-815011-8	033A- 32	49338	051
416-85	055	45-815013	033A- 33	49338	051 - 10
416-85	057 - 7	45-815013	033 - 40	49338	052 - 16
416-85	054 - 44	45-815013	033A- 38	5	058 - 9
416-85	057	45-815013	033 - 45	5	058 - 33
416-85-25	055	45-815015-4	033 - 44	5	058 - 7
4165-302	016 - 12	45-815015-6	033	5	058 - 31
427-8	055 -099	45-815040	033	5 CLIP	063
4313	0668- 20	45-815040-1	033	5 CLIP	062A
4313	0668- 10	45-815040-16	033 - 19	5 ROLLER	062A- 82
449-0003	025	45-815040-17	033	5 ROLLER	063 - 74
449-0006	025	45-815091	035 - 11	5.00X5	038A
45-105053	018	45-815202	033 - 4	5.00X5 4PTT	038A- 63
45-105117	018	45-815202-1	033	5.00X5 4PTT	038A
45-105117	018	45-815203-2	033	5-919025-15	008A- 21
45-115011-1	019	45-815203-3	033	5-919025-25	008A- 22
45-115011-2	019 - 42	45-815213-2	033 - 13	5/32	074
45-115011-5	019	45-815213-4	033	5GA-D1	066 - 15
45-115018	0668- 14	45-815214	033 - 14	50-110010-106	018 - 18
45-115018	066	45-815215	033	50-110010-108	018
45-115044	020	45-815215-2	033 - 15	50-110010-109	018
45-115044 SA2	020 - 35	45-815215-4	033 - 16	50-110010-110	018
45-115044 SA3	020	45-815217-4	033	50-110010-111	018
45-115044-1	020	45-815218	033	50-110010-113	018 - 14
45-115093-47	020 - 43	45-815218-2	033 - 5	50-110010-114	018
45-115178-14	019	45-815219	033 - 6	50-110010-119	018 - 16
45-115178-15	019	45-815220	033 - 7	50-110010-12	019 - 18
45-361115	024	45-815221	033 - 8	50-110010-120	018
45-361115	066A- 68	45-815222	033	50-110010-121	018
45-361116	024	45-815222-2	033 - 10	50-110010-121	019
45-361116-1	024 - 18	45-815223-2	033 - 11	50-110010-122	018
45-361117	024	45-815224	033 - 21	50-110010-122	019
45-361117-1	024 - 19	45-815225	033 - 24	50-110010-127	003 - 9
45-364164	0668	45-815230	033 - 17	50-110010-127	019
45-364164-1	0668- 2	45-815231	033 - 18	50-110010-128	003 - 10
45-364164-3	0668- 3	45-815232	033 - 34	50-110010-128	019
45-364165	0668	45-824011	039	50-110010-129	019
45-364165-1	0668- 4	45-824014	039	50-110010-13	019
45-364165-3	0668- 5	45-825031	038A- 20	50-110010-133	003 - 7
45-364165-5	0668- 6	45-825032	038A- 25	50-110010-134	003 - 8
45-364165-7	0668	45-825033	038A- 7	50-110010-135	019A- 3
45-364165-9	0668	45-825080	039	50-110010-135	019 - 15
45-364182	0668	45-910314	050A- 28	50-110010-136	019
45-364182-1	0668- 8	45-910314	050 - 10	50-110010-136	019A
45-364182-3	0668- 9	45-910315	050 - 9	50-110010-137	019 - 24
45-364238	033A- 76	45-910315-1	050A- 29	50-110010-138	019
45-410354	008	45-910315-1	050	50-110010-139	019 - 25
45-410356	008	45-919024	008	50-110010-14	019 - 20
45-521212-12	024	45-920036-1	055 -069	50-110010-140	019
45-521212-13	024	45-921541	055 -077	50-110010-141	019 - 27
45-521212-2	024 - 10	45-921544	054 - 40	50-110010-142	019
45-521212-604	023 - 3	45-921544	055 -083	50-110010-15	019
45-521212-604	024	45-924091	056 - 23	50-110010-16	019 - 22
45-521212-605	023	450273	036 - 23	50-110010-17	019
45-521212-605	024	4522	066 - 70	50-110010-171	019 - 41
45-521214	024 - 11	4522	0668- 13	50-110010-172	019
45-521214-1	024	4532	066A- 75	50-110010-18	019 - 13
45-521216	024 - 9	455-28	009 - 99	50-110010-18	019A- 17
45-521216-1	024	4601476	015A- 84	50-110010-181	019A- 11
45-524624	029	4840719	015C- 49	50-110010-181	019 - 43
45-524624	029 - 61	4840719	015B-103	50-110010-182	019
45-590059	006	49161	047	50-110010-182	019A
45-620011-10	026 - 4	492-27	047 - 43	50-110010-19	019A
45-810071	036 - 42	492-7	047 - 40	50-110010-19	019
45-810090	036 - 40	49338	008A- 7	50-110010-2	019 - 17
45-810144	036	49338	017 - 27	50-110010-20	019
45-815003-1	035	49338	047A- 48	50-110010-20	019A- 18
45-815003-3	035 - 26	49338	047	50-110010-21	019A
45-815005-1	037 - 6	49338	052	50-110010-21	019
45-815005-2	037	49338	052 - 41	50-110010-24	019 - 16
45-815011-10	033A	49338	049	50-110010-28	019 - 14
45-815011-4	033 - 39	49338	051	50-110010-28	019A- 15

B E E C H C R A F T
BONANZA H35 THRU V35A
I L L U S T R A T E D P A R T S C A T A L O G

PART NUMBER	FIGURE & ITEM NO.	PART NUMBER	FIGURE & ITEM NO.	PART NUMBER	FIGURE & ITEM NO.
50-110010-29	019A	50-110066-32	018 - 23	50-524326-4	031
50-110010-29	019	50-110066-606	019 - 29	50-524326-4	031
50-110010-3	019	50-110066-607	019	50-524328-1	031
50-110010-30	019A- 16	50-110068	019 - 31	50-524328-1	031
50-110010-30	019	50-110068-1	019	50-524328-2	031
50-110010-31	019	50-110069	019 - 32	50-524328-2	031
50-110010-31	019A	50-110069-1	019	50-524328-3	031
50-110010-36	019	50-110078	019	50-524328-3	031
50-110010-4	019 - 19	50-110078-1	019	50-524328-4	031
50-110010-5	019	50-110086-1	019	50-524328-4	031
50-110010-50	019A- 28	50-110086-2	019	50-524348	061 - 11A
50-110010-50	019 - 10	50-300013-37	034 - 35	50-524471-3	029 - 9
50-110010-51	019A	50-320010-6	0648- 31	50-524497-1	073 - 7
50-110010-51	019	50-320010-6	064C- 20	50-524587	073 - 6
50-110010-52	019A- 29	50-320072	062 - 11	50-524594	072 - 8
50-110010-52	019 - 9	50-320072-10	058	50-534033-179	015C- 22
50-110010-53	019	50-320072-10	062	50-534033-48	0158-107
50-110010-53	019A	50-320072-10	062	50-534033-88	015A- 42
50-110010-54	019 - 8	50-320072-8	058	50-534070	014 - 14
50-110010-54	019A- 30	50-320072-8	058 - 22	50-534073-1	016 - 31
50-110010-55	019A	50-320072-8	062	50-534201-35	015 - 22B
50-110010-55	019	50-320072-8	062	50-534201-37	015 - 22C
50-110010-56	019 - 12	50-320072-8	062	50-534201-39	015 - 22D
50-110010-57	019	50-320072-8	062 - 16	50-534269	014 - 22
50-110010-6	019 - 21	50-320106	062	50-534269-13	013 - 29
50-110010-604	019	50-320106	062	50-534269-23	013
50-110010-605	019	50-324103-1	062A- 6	50-534269-23	014
50-110010-631	019	50-324103-1	063	50-534269-25	013
50-110010-632	019	50-324103-1	063 - 6	50-534269-615	014
50-110010-633	019	50-324103-1	063 - 21	50-534288	071 - 83
50-110010-634	019	50-324104	062A- 5	50-534288	071 -129
50-110010-64	019 - 26	50-324104	063 - 5	50-534288	070 - 92
50-110010-647	019	50-361131	023 - 13	50-534318-9	014C- 87
50-110010-648	019	50-364344-3	072 - 30	50-534363 GOLD	070 -104
50-110010-65	019	50-364344-7	072 - 57	50-534363 SILVER	070
50-110010-68	019 - 2	50-364344-7	072 - 31	50-534622-11	072 - 51
50-110010-69	019	50-364344-9	072	50-534622-17	072
50-110010-7	019	50-380013-5	016	50-534622-5	072
50-110010-70	003 - 5	50-380013-5	063 - 20	50-534622-7	072
50-110010-70	019 - 3	50-380079	044A- 52	50-534622-9	072
50-110010-73	003 - 6	50-380079	044 - 12	50-534733-1	011B
50-110010-73	019	50-380094-9	063 - 14	50-534733-1	014D
50-110010-74	019 - 6	50-384001-33	063 - 7	50-534733-1	014E
50-110010-75	019	50-384001-33	062A- 9	50-554105	007 - 64
50-110010-76	019 - 7	50-384015	062	50-554106	007
50-110010-77	019	50-384015	062 - 17	50-560012	071 - 94
50-110010-78	019 - 5	50-384040-1	063B- 1	50-560012	071 -130
50-110010-79	019	50-384042-1	062A- 4	50-560012	070 -105
50-110010-8	019 - 23	50-384042-1	062	50-560015	070
50-110010-82	018 - 20	50-384042-1	062	50-560015	071
50-110010-84	019 - 1	50-384046	070 - 33	50-560015	071
50-110010-85	019	50-384073	063 - 15	50-590106	006 - 7
50-110010-9	019	50-384090	072 - 9	50-920030-4	055 -068
50-110010-92	019	50-384090	072 - 28	50-920040-10	055 -069A
50-110010-93	019	50-400335	009	50-920057	055 -071
50-110010-94	019 - 11	50-400335-1	009	50-920057	056 - 26
50-110010-95	019	50-400336	009	50-920071	055
50-110056	019 - 39	50-400336-1	009	50-920077	054 - 1
50-110056-1	019	50-400356	009	50-920077	055 - 14
50-110064-10	019 - 28	50-400356-1	009 - 27	50-920077	055 - 5
50-110064-11	019	50-400356-13	009 - 36	50-920077	057 - 19
50-110064-24	019	50-400356-15	009 - 38	500X5	038 - 59
50-110064-25	019	50-400356-19	009	500X5	038 - 58
50-110066	018	50-400356-3	009 - 26	500X5	038
50-110066-1	018	50-400356-5	009 - 33	5000-68	045
50-110066-2	019	50-400356-7	009 - 30	5000-77	045 - 9
50-110066-24	018 - 26	50-400357	009 - 41	5002	071 - 48
50-110066-25	018	50-400357-5	009 - 39	5002	070 - 57
50-110066-26	018 - 25	50-524136	029 - 42	5003	071 - 56
50-110066-27	018	50-524326-1	031	5003	070 - 65
50-110066-28	018 - 24	50-524326-2	031	5005	071 - 62
50-110066-3	019	50-524326-3	031	5005	070 - 71
50-110066-30	018 - 22	50-524326-3	031	502-0048-404	025 - 11

B E E C H C R A F T
 BONANZA H35 THRU Y35A
 I L L U S T R A T E D P A R T S C A T A L O G

PART NUMBER	FIGURE & ITEM NO.	PART NUMBER	FIGURE & ITEM NO.	PART NUMBER	FIGURE & ITEM NO.
5027	070 - 56	5520-11	070 - 73	60-530060-5	014E- 43
5027	071 - 47	5522	070 - 72	60-530060-7	014E- 44
5028	070 - 58	5522	071 - 63	60-530060-9	014E- 46
5028	071 - 49	559-0002-088	025 - 20	60-530109	016
5029	071 - 50	5640179	062	600X6	033
5029	070 - 59	5640180	062	6041M187	066A- 46
5030	071 - 51	5640556	055	6050C	066A- 6
5030	070 - 60	5640556	055	6050CC	063B- 14
5031	071 - 52	5641801	055	6050CC	063B- 19
5031	070 - 61	5643645	052A	606-0037-026	025
5032-1	070 - 62	5643646	062A	623	058 - 73
5032-1	071 - 53	5644346	062A- 12	625093	047
5033	071 - 54	5644346	063 - 44	626062-3A1	047 - 8
5033	070 - 63	5644347	062A- 13	627272	047 - 4
5034	071 - 55	5644347	063 - 45	627392A	047 - 33
5034	070 - 64	5654256	062A- 14	628472	047
504271	033A- 51	5654256	063 - 46	628473	047
5043-14	070 - 67	5677	036	628482	047
5043-14	071 - 58	58690648	065A- 26	629904-2A2	047A- 5A
5056	070 - 68	595-0012-401	025 - 17	631427A1	047A- 6
5056	071 - 59	6	070	631547	047A- 3
51020	072	6	071	632399	047A
51020	072 - 23	6 50X8	034	632881	047A
51020	061 - 22	6 50X8 4P TL	034	633277	047A- 5
51020	061	6 50X8 4P TT	034 - 1	6350A2-0-B	071
51043	066A- 7	6 50X8 6P TL	033A- 65	6350A2-0-B	070
510524-25	038 - 72	6-32X1/4	071 - 75	6350A25-0-C	071
51156	055 - 52B	6-32X1/4	070 - 84	6350A34-0-C	071 - 19
511731	033 - 55	6-534033	073 - 19	6350A5-0-B	070
511731	034	6-534075-13	016 - 10	6401327	062A
511731M	033	6C5XD	055 - 42A	6401348	063 - 48
511731M	034	6LC-C6	033A	6401348	062A- 16
5140-534002-36	053 - 10	60-384041	016 - 43	6401406	062A
52-022-094-0625	009	60-524080	072	6401406	063
52-022-094-0650	013B- 12	60-524080-1	072	6409513	047 - 45
52-028-125-0750	014B- 28	60-524080-3	072 - 6	6409710	047A- 44
52-028-125-0750	014A- 18	60-524080-3	069	6411B	012 - 11
52-032-156-1120	013B- 13	60-524080-4	072	649742	006
520-0004-402	025 - 18	60-530013-11	014E- 8	649742-1PFN	062 - 14
5201K	036 - 26	60-530013-11	014D- 18	650X8	033
523-0004-054	025 - 33	60-530013-41	014D- 36	650X8	033
53	058	60-530039-1	014E- 18	650X8	033 - 60
53	066A- 18	60-530039-1	014D- 26	650X8	033 - 59
53R	039	60-530039-2	014D- 27	656768	006
53R	066A	60-530039-2	014E- 19	656768-1FLNC	062 - 5
530869M	034	60-530040-1	014E- 3	7 00X6	033A
530869M	033	60-530040-1	014D- 3	7 00X6 6P TL	033A
535-521242-13	028 - 3A	60-530041-1	014E- 26	7 00X6 6P TT	033A
535-521242-15	028 - 9A	60-530041-1	014D- 45	7XA9083C	047
535-521242-17	028 - 1C	60-530042	014E	70-111224	068 - 8
537379	047A- 6A	60-530042	014D	701-3	047
539547	047 - 47	60-530042-1	014D- 1	701-4	047A- 23
539843	047 - 46	60-530042-1	014E- 1	701-4	047
540	066 - 40	60-530042-13	014D- 2	701-5	047A- 24
550-0001	025 - 15	60-530042-13	014E- 2	703-0003	025 - 34
55000 LH	074 - 33	60-530042-15	014E	705535/MF3/	066 - 17
55000 RH	074	60-530042-15	014D	7150-4	016 - 42
55011	074 - 31	60-530042-9	014D- 4	7155	016
55011-1	074	60-530042-9	014E- 4	71870-240G	069 -018
55023	074 - 40	60-530043	014D- 28	739-4	044A- 40A
55027	074 - 38	60-530044	014D- 34	739-4	047A
55028	074 - 22	60-530045	014D- 35	750-6	014E- 45
55035-1	074 - 23	60-530046-1	014D- 31	7586	074 - 26
55035-2	074 - 24	60-530046-2	014D- 32	7586	074
55035-3	074 - 17	60-530047	014D- 37	766-0045-077	025 - 31
55035-4	074 - 18	60-530051-1	014E- 20	766-0069-077	025 - 29
55035-5	074 - 19	60-530051-3	014D- 39	79-032-156-0562	011A
55035-6	074 - 28	60-530052	014E- 22	79-032-156-0562	011A- 6
55035-7	074 - 21	60-530052-1	014D- 42	800308	070
55036	074 - 37	60-530054-1	014E- 24	800308	071
55036-1	074 - 36	60-530054-1	014D- 46	800311	070
55037	074 - 32	60-530060-1	014E	800316	071
5520-11	071 - 64	60-530060-3	014E	800316	071 -124

B E E C H C R A F T
 BONANZA H35 THKU V35A
 I L L U S T R A T E D P A R T S C A T A L O G

PART NUMBER	FIGURE & ITEM NO.	PART NUMBER	FIGURE & ITEM NO.	PART NUMBER	FIGURE & ITEM NO.
800316	070	95-110015-25	019A- 40	95-300001-71	034C
800316	071 - 80	95-110015-26	019A	95-300001-73	033A
800316	070 - 89	95-110015-27	019	95-300001-73	034C
800318-00	070 - 80	95-110015-27	019A- 39	95-300001-75	034B- 26
800318-00	071 - 71	95-110015-28	019A	95-300001-77	034B- 14
800319-00	070 -114	95-110015-28	019	95-300001-79	034C
800319-00	071 - 92	95-110015-29	019A- 42	95-300001-83	034C
800322-00	071 -123	95-110015-30	019A	95-300001-9XS	034B
800327-01	071	95-110015-31	019A- 41	95-30411	034 - 25
800327-01	071	95-110015-31	019	95-30949	034
800327-01	070	95-110015-32	019A	95-3102	034 - 20
837-8	047A	95-110015-32	019	95-32135	034
8400-0	053A- 18	95-110015-35	019	95-32135	033A- 62
8400-2	053A	95-110015-36	019	95-32166	034 - 43
8409	072 - 59	95-110015-67	019A- 14	95-32167	034 - 27
8409	072 - 34	95-110015-68	019A	95-3218	0340- 13
8409	072 - 56	95-110015-72	019A	95-3218	033
8409	069	95-110015-81	019A- 43	95-3218	034 - 21
8524295	047	95-110015-82	019A	95-324009-1	063 - 38
8528220	047	95-110015-9	019A- 31	95-324009-3	063 - 39
8540	071 -111	95-110018	018	95-324018-211	064B- 11
8540	070 -120	95-110041-13	019A	95-324018-213	064B- 10
8561	071 - 57	95-110041-14	019A	95-324063	063 - 13
8561	070 - 66	95-110041-61	018	95-32412	033A- 60
8570	071 -112	95-110041-62	018	95-3262	034 - 14
8570	070 -121	95-11084	034	95-3263	034 - 16
88	027 - 5	95-1989	0340- 19	95-32671	038A- 56
8808-1	071 - 73	95-20656	034	95-3295	034 - 9
8808-1	070 - 82	95-21521	034	95-3298	034 - 7
3857K40	066A- 11	95-21522	034	95-3305	034
89	065 - 51	95-23937	034 - 26	95-344010-1	067
89	065A- 8	95-24218	034C- 11A	95-344010-7	067
89	065A- 19	95-24218	034C- 11	95-344057-1	010 - 26A
89	067 - 16	95-24218	034 - 8	95-35451	0340- 4
890275	016	95-24231	034 - 2	95-35452	0340- 10
8905K818	058 - 83	95-24232	034 - 4	95-35454	0340- 9
8906K1041	066A- 13	95-24303	034 - 31	95-35522	034C- 26
8906K700	063B- 13	95-24463	034 - 44	95-35523	034C- 19
8906K981	058	95-2969	034 - 13	95-35576	034C- 21
9-4001-23-91	069 - 4	95-300001-1	034C	95-35577	0340- 16
900-1	013 - 26	95-300001-11	034C- 6	95-35625	0340- 17
900-1	014A- 21	95-300001-13	034C- 8	95-364022	067 - 19
900-2	013 - 6	95-300001-15	034B	95-364023	067 - 20
900-2	014 - 9	95-300001-16	034B	95-364024-1	066
900-2	014A- 22	95-300001-17	034B	95-364024-3	066
9000590	066A	95-300001-29	034C	95-364024-5	066
9023	058 - 59	95-300001-3	034C- 5	95-364024-9	066
95-050	034 - 11	95-300001-31	034C- 27	95-364027-1	066
95-10713	034 - 23	95-300001-31	034C	95-364027-11	066
95-10714	034 - 24	95-300001-31	034C- 20	95-364027-3	066
95-10715	034 - 41	95-300001-33	034C	95-364027-33	066
95-10716	034 - 42	95-300001-37	034B- 1	95-364027-35	066A
95-10837	034 - 10	95-300001-38	034B	95-364027-9	066
95-110015-10	019A	95-300001-39	034B- 2	95-364027-9	066A
95-110015-11	019A- 32	95-300001-41	034B- 3	95-364032	066B
95-110015-13	019A- 33	95-300001-43	034B- 5	95-364032	066 - 58B
95-110015-14	019A	95-300001-45	034B- 10	95-364032	066A- 78
95-110015-15	019A- 34	95-300001-49	034B- 9	95-364032-1	066B- 11
95-110015-153	019A	95-300001-5	033A	95-364032-601	066B
95-110015-154	019A	95-300001-5	034B	95-369010-3	055
95-110015-155	019A	95-300001-51	034B- 12	95-369010-4	055
95-110015-156	019A	95-300001-53	034B- 13	95-380007	065 - 28
95-110015-157	019A	95-300001-57	034B- 16	95-380010	009 - 70
95-110015-158	019A	95-300001-59	034B- 19	95-380012-5	055
95-110015-16	019A	95-300001-6	034B	95-380012-7	055
95-110015-17	019A- 35	95-300001-6	033A	95-380027-1	055 -076
95-110015-18	019A	95-300001-61	034B- 25	95-380027-2	055
95-110015-19	019A- 36	95-300001-63	034B	95-41442	034 - 28
95-110015-20	019A	95-300001-64	034B	95-420011-93	007
95-110015-21	019A- 37	95-300001-64	0340- 18	95-420011-95	007
95-110015-22	019A	95-300001-65	034B	95-420011-96	007
95-110015-23	019A- 38	95-300001-67	034C	95-420015-145	007 - 45A
95-110015-24	019A	95-300001-69	034C	95-420015-145	014E- 41

B E E C H C R A F T
SONANZA H35 THRU V35A
I L L U S T R A T E D P A R T S C A T A L O G

PART NUMBER	FIGURE & ITEM NO.	PART NUMBER	FIGURE & ITEM NO.	PART NUMBER	FIGURE & ITEM NO.
95-420015-161	007 -105A	95-530002-93	015A- 59	95-534028-11	015
95-420015-163	007 -105B	95-530002-95	015A- 58	95-534028-60L	015
95-420015-165	007 -105C	95-530002-95	015B- 79	95-534028-8	015
95-420015-167	007	95-530002-95	015C-106	95-534037	015C
95-420015-17	007 - 45B	95-530005-13	015C- 53	95-534042-3	016
95-420015-17	012	95-530005-23	015C- 74	95-550000-9	046 - 80
95-420015-178	004	95-530005-51	015C- 57	95-550000-9	046B- 71
95-420015-19	007	95-530005-59	015C- 19	95-550000-9	046A- 49
95-420015-21	007	95-530005-63	015C- 18	95-550001-31	046B- 73
95-420015-35	007	95-530014	013A	95-550001-31	046A- 53
95-420015-602	012	95-534014-27	013A- 15	95-550001-33	046B- 68
95-420015-63	007	95-534014-35	013A- 27	95-550001-33	046A- 47
95-420015-81	007	95-534014-37	013A- 29	95-550001-35	046B- 77
95-420015-89	007	95-534014-39	013A- 33	95-550001-35	046A- 57
95-420015-89	011	95-534014-5	013A- 18	95-554017-10	016
95-420015-9	007	95-534014-53	013A	95-554017-9	016
95-420015-93	007	95-534014-53	014A	95-554036-69	065 - 6
95-420015-93	010B- 10	95-534014-55	013A- 31	95-554036-75	065
95-420015-94	007	95-534014-59	013A	95-554036-77	065 - 5
95-420015-94	010B	95-534014-59	011	95-554041-7	046A
95-420015-99	007	95-534014-61	013A- 38	95-554041-7	046A- 41
95-420016-39	014E- 40	95-534014-7	013A- 16	95-554041-7	046A- 43
95-420016-45	046A- 55	95-534014-75	013A	95-554041-7	046B- 49
95-420016-45	046B- 76	95-534014-75	014A- 44	95-554043-1	065A- 41
95-420017-19	014D- 58	95-534015	013A	95-554043-19	065A
95-420017-19	014D- 57	95-534015-1	013A- 2	95-554043-21	065A
95-420017-5	014D- 56	95-534015-15	013A- 8	95-554043-23	065A- 44
95-420019-9	009 -100	95-534015-17	013A- 10	95-554043-25	065A- 43
95-43686	034C- 24	95-534015-19	013A- 5	95-554043-5	065A- 42
95-440006-135	007 - 65A	95-534015-21	013A- 7	95-554043-603	065A
95-440006-171	007	95-534015-23	013A- 4	95-5761	034D- 14
95-440006-213	007	95-534015-25	013A- 3	95-6867	034D- 1
95-440006-237	007	95-534015-27	013A- 6	95-6867	034C- 13
95-440006-239	007	95-534016	013A	95-6926	034C- 16
95-440006-27	012	95-534016	014A	95-6974	034C- 14
95-440006-603	007 - 66A	95-534016-1	013A	95-7649	034C- 23
95-440006-606	012	95-534016-1	014A	95-810002-15	033A
95-440006-69	004	95-534016-19	014A- 35	95-810002-16	033A
95-440014	007	95-534016-20	014A	95-810002-23	033A
95-440014-15	017A	95-534016-21	014A- 34	95-810002-24	033A
95-440014-17	017A- 1	95-534016-22	014A	95-810002-3	033A- 56
95-440014-47	017A	95-534016-23	014A- 31	95-810002-4	033A
95-440014-57	017A	95-534016-24	014A	95-810002-9	033A
95-4719	034D- 11	95-534016-29	014A- 32	95-810010-7	033
95-5039	033	95-534017-1	013B	95-810010-8	033
95-5059	034	95-534017-2	013B	95-810019-11	044
95-5204	034 - 36	95-534017-27	013B- 5	95-810019-13	044
95-5204	034A- 9	95-534017-29	013B	95-810019-17	044
95-524018	031	95-534017-3	013B- 7	95-810019-43	031 - 59
95-524018-15	031	95-534017-35	013B	95-810019-43	044
95-524018-17	031	95-534017-35	014B	95-810019-7	044
95-524018-19	031	95-534017-37	013B	95-810019-9	044
95-524018-21	031	95-534017-38	013B	95-814005-9	044A- 44
95-524018-23	031	95-534017-41	013B	95-814005-9	044
95-524018-3	031	95-534017-42	013B	95-814005-9	043
95-524018-31	031	95-534017-45	013B- 16	95-814006	034
95-524018-33	031	95-534017-49	013B	95-815005-3	043
95-524018-35	031	95-534017-5	013B- 10	95-824005-1	038A- 5
95-524018-35	031	95-534018-55	014B- 7	95-824005-60L	038A
95-524018-35	031	95-534018-65	013B- 6	95-824018	039
95-524018-5	031	95-534018-69	013B- 1	95-824019	039
95-524018-9	031	95-534020-1	015	95-8249	034C- 15
95-530000-33	015B-104	95-534020-60L	015B- 81	95-910019-13	047A
95-530002-113	015A- 23	95-534022-100	011B- 29	95-910019-13	047 - 44F
95-530002-113	015B- 26	95-534022-41	011B- 26	95-910019-3	047A- 35
95-530002-53	015	95-534022-45	011B- 27	95-910019-9	047A- 34
95-530002-53 C	015C-104	95-534022-46	011B	95-910020	050 - 14
95-530002-53 C	015B- 78	95-534022-99	011B- 28	95-910020	050A- 33
95-530002-73	015	95-534023	013B	95-921016-1	055 -103
95-530002-73 C	015C- 91	95-534023-1	013B- 9	95-921016-3	055
95-530002-91	015	95-534026	011	95-921018-1	055 -104
95-530002-93	015B- 80	95-534026	015	95-921018-3	055
95-530002-93	015C-105	95-534026	015A- 37	95-9279	034D- 12

B E E C H C R A F T
 BONANZA H35 THRU V35A
 I L L U S T R A T E D P A R T S C A T A L O G

PART NUMBER	FIGURE & ITEM NO.	PART NUMBER	FIGURE & ITEM NO.	PART NUMBER	FIGURE & ITEM NO.
95-9491	0340- 2	96-420016-121	011A- 20	96-430010-21	0108- 4
95-9626	0340- 3	96-420016-127	011A	96-430010-22	0108
9510186	038	96-420016-127	015B	96-430010-22	0108
9510236	038 - 71	96-420016-13	011A- 18	96-430010-23	0108- 1
9520	064 - 43	96-420016-135	011A	96-430010-27	0108- 6
9520	064A- 42	96-420016-139	011A- 41	96-430010-28	0108
9520651	038 - 66	96-420016-143	011A	96-430010-3	0108- 7
9520653	038	96-420016-143	015B- 50	96-430010-31	0108- 2A
9520925	038	96-420016-145	011A	96-430010-37	007
9524192	038A- 58	96-420016-147	011A	96-430010-38	007
9524192	038	96-420016-15	011A- 12	96-430010-4	0108
9524193	038	96-420016-159	011A- 5	96-430010-5	0108
9524463	034A- 11	96-420016-161	011A- 7	96-430010-53	0108- 9
9524804	034A- 5	96-420016-169	011A	96-430010-65	007
9524805	034A- 6	96-420016-17	011A- 17	96-430010-65	0108
9524834	034A- 2	96-420016-175	011A	96-430011	011
9525675	038A	96-420016-177	011A- 19	96-430011-17	011 - 14
9525676	038A	96-420016-179	011A	96-430011-19	011 - 18
9530355	038 - 68	96-420016-181	011A- 39	96-430011-21	011 - 17
9530949	033 - 57	96-420016-183	011A	96-430011-23	011 - 16
9532135	033	96-420016-185	011A	96-430011-25	011 - 15
9532166	034A- 4	96-420016-187	011A	96-430011-27	011
9532167	033	96-420016-189	011A	96-430011-29	011
9532412	033	96-420016-21	011A- 26	96-440000-3	007
9532475	034A	96-420016-27	011A- 10	96-440000-5	007
9532475	033	96-420016-29	011A- 15	96-524029-1	072 - 10
9532609	038A	96-420016-5	011A- 14	96-524029-3	072
9532669	038	96-420016-55	011A- 13	96-530001-117 C	015C-107
9532669	038	96-420016-55	015B- 52	96-530001-117 C	015B- 68
9532679	033	96-420016-57	011A- 35	96-530001-127	015B- 71
9532926	038A	96-420016-57	015B- 53	96-530001-129	015B- 70
9534587	038A	96-420016-59	011A- 36	96-530001-161C	015B- 6
9541588	034A- 1	96-420016-59	015B- 54	96-530001-219	015C- 11
9541898	038A	96-420016-65	011A- 38	96-530001-220	015B- 65
9541899	038A	96-420016-69	011A	96-530001-220	015C- 12
96-110007-10	019A	96-420016-71	011A- 25	96-530001-221	015A- 6
96-110007-3	019A	96-420016-73	011A- 27	96-530001-221	015A- 49
96-110007-4	019A	96-420016-75	011A	96-530001-221	015B- 13
96-110007-5	019A	96-420016-75	015B- 48	96-530001-221	015B- 67
96-110007-6	019A	96-420016-81	011A- 37	96-530001-221	015C- 10
96-110007-9	019A	96-420016-81	015B- 51	96-530001-27	015B- 8
96-300001-41	034 - 37	96-420016-87	011A- 40	96-530001-31 C	015B- 7
96-300001-41	034B- 21	96-420016-89	011A	96-530001-41	015B- 46
96-300001-41	034B- 7	96-420016-89 C	015B- 55	96-530001-41	015C- 72
96-300001-41	034 - 18	96-420016-9	011A- 21	96-530001-43	015B- 47
96-300001-67	033A	96-420016-95	011A- 9	96-530001-57	015A- 36
96-324029-7	062A- 59	96-420016-97	011A- 2	96-530001-57	015B- 42
96-324033	062A	96-420016-99	011A- 29	96-530001-67	015B- 58
96-324033-1	062A	96-420029-1	010C- 1	96-530001-697 C	015B- 30
96-324033-3	062A	96-420029-3	010C	96-530001-77	015A- 41
96-324033-5	062A	96-420030-1	010C	96-530001-77	015C- 21
96-324033-7	062A- 18	96-420030-1	010	96-530001-77	015B- 61
96-324033-9	062A	96-420030-3	010	96-530002-123	015B- 23
96-324131-1	066A	96-420030-3	010C	96-530002-125	015B
96-324131-7	066A- 33A	96-420033-1	009	96-530002-13	015B-106
96-340164	065A	96-420033-11	009 -108	96-530002-133	015B- 74
96-364012-5	066B- 19	96-420033-13	009 -111	96-530002-135	015C-109
96-380034-3	044A- 19	96-420033-15	009 -107	96-530002-135	015B
96-380034-3	045	96-420033-23	009 -106	96-530002-53	015B- 72
96-380039	063 - 16	96-420033-25	009 -105	96-530002-61	015B- 73
96-420001-87	004	96-420033-27	009 -104	96-530002-63	015B
96-420016-1	011A- 24	96-420033-29	009 -103	96-530002-65	015B- 75
96-420016-101	011A- 22	96-420033-3	009	96-530002-67	015C
96-420016-103	011A- 30	96-420033-33	009 -113	96-530002-69	015C
96-420016-104	011A- 31	96-420033-5	009 -112	96-530002-7	015B- 45
96-420016-107	015B	96-430010-11	010B- 8	96-530002-83	015A
96-420016-11	011A- 11	96-430010-12	010B	96-530002-83 C	015B- 87
96-420016-111	011A	96-430010-15	010B- 3	96-530002-83 C	015C-100
96-420016-111	015B- 49	96-430010-16	010B	96-530002-85	015A- 62
96-420016-113	011A- 43	96-430010-17	010B- 2	96-530002-85 C	015B- 83
96-420016-113	015B- 56	96-430010-18	010B	96-530002-85 C	015C-102
96-420016-115	011A- 42	96-430010-18	010B	96-530004-141	015C- 34
96-420016-115	015B- 57	96-430010-21	010B- 5	96-530004-143	015C- 14

B E E C H C R A F T
B O N A N Z A H 3 5 T H R U V 3 5 A
I L L U S T R A T E D P A R T S C A T A L O G

PART NUMBER	FIGURE & ITEM NO.	PART NUMBER	FIGURE & ITEM NO.	PART NUMBER	FIGURE & ITEM NO.
96-530004-149	015C- 35	96-534020-11	014C- 93	96-534073-9	014D
96-530004-151	015C- 45	96-534020-3	014C- 92	96-534074-1	014E
96-530004-153	015C- 63	96-534020-5	014C	96-534074-11	014E
96-530004-155	015C- 70	96-534024-33	015A- 18	96-534074-19	014E
96-530004-181	015B- 62	96-534024-33 C	015B- 21	96-534074-21	014E- 15
96-530004-199	015C- 17	96-534024-33 C	015B	96-534074-23	014E- 7
96-530006-23	015C- 58	96-534024-34	015A- 19	96-534074-3	014E
96-530006-63	015C- 54	96-534024-34 C	015B- 22	96-534075-1	016
96-530012	016	96-534024-45	015A- 20	96-534075-14	016 - 10A
96-530012-3	016 - 41	96-534024-45 C	015B- 20	96-534075-15	016
96-530013	016 - 13	96-534024-65	015B- 19	96-534075-16	016
96-530013-11	015A- 88	96-534026	014C- 95	96-534075-21	016 - 11
96-530013-11	016 - 14	96-534039-3 C	011B- 21	96-534075-47	016 - 9
96-530013-11	016	96-534042-3	011B- 32	96-534075-5	016 - 7
96-530013-13	016	96-534051-113	011B	96-534075-51	016
96-530013-13	015A- 87	96-534051-13	011B	96-534075-607	016
96-530013-17	016	96-534051-15	011B- 23	96-534077-7	014E
96-530013-25	016	96-534051-25	011B- 1	96-534077-7	014D
96-530013-25	015A- 86	96-534051-26	011B	96-534077-9	014D
96-530013-3	015B	96-534051-27	011B	96-534077-9	014E
96-530013-3	015A	96-534051-41	011B- 13	96-534078-1	015C
96-530013-3	016	96-534051-43	011B- 12	96-534078-7	015C
96-530013-47	016	96-534051-45	011B- 11	96-534078-9	015C
96-530013-49	016	96-534051-49	011B- 15	96-534079-1	015C
96-530013-49	015B	96-534051-5	011B	96-534079-19	015C
96-530013-59	016	96-534051-50	011B	96-534079-21	015C
96-530013-61	016	96-534051-57	011B	96-534079-23	015C- 77
96-530013-611	015B	96-534051-601 C	011B	96-534079-3	015C
96-530013-611	016	96-534051-602 C	011B	96-534079-5	015C- 75
96-530013-7	016	96-534051-61	010	96-534079-7	015C
96-530014-5	016	96-534051-61	011B- 31	96-534079-9	015C- 76
96-534011	015C	96-534051-79	011B- 22	96-534080-1	015C
96-534011-5	015C-116	96-534051-81	011B- 24	96-534080-11	015C
96-534011-5	015B- 76	96-534051-82	011B	96-534080-13	015C- 84
96-534011-7	015C-113	96-534051-83	011B- 6	96-534080-14	015C- 86
96-534011-7	015B- 77	96-534051-9	011B	96-534080-15	015C- 81
96-534013-1	014C	96-534052	015C- 41	96-534080-17	015C
96-534013-11	014C- 76	96-534058-1	015C	96-534080-19	015C- 85
96-534013-12	014C	96-534058-1	015B	96-534080-19	015C- 87
96-534013-17 C	014C- 75	96-534058-11	015B	96-534080-2	015C
96-534013-19 C	014C- 74	96-534058-11	015C-120	96-534080-21	015C- 82
96-534013-2	014C	96-534058-13	015B- 94	96-534080-23	015C
96-534013-25	011B- 17	96-534058-19	015C-121	96-534080-24	015C
96-534013-3	014C	96-534058-19	015B- 99	96-534080-25	015C
96-534013-31	014C- 86	96-534058-20	015C-122	96-534080-27	015C
96-534013-4	014C	96-534058-20	015B-100	96-534080-29	015C
96-534013-601	014C	96-534058-3	015B	96-534080-3	015C
96-534013-602	014C	96-534058-5	015B- 96	96-534080-33	015C
96-534013-603 C	014C	96-534058-5	015C-117	96-534080-35	015C- 79
96-534013-611 C	014C	96-534058-7	015B- 93	96-534080-39	015C
96-534013-612	014C	96-534058-7 C	015C-118	96-534080-41	015C- 80
96-534014-23	014C- 47	96-534058-9	015B- 92	96-534080-5	015C
96-534014-35	014C- 67	96-534058-9 C	015C-119	96-534080-5	015C
96-534014-47	014C- 72	96-534070-17	014D- 48	96-534080-7	015C
96-534014-48	014C	96-534071-1	014E	96-534080-9	015C
96-534014-55	014C- 60	96-534071-1	014D	96-534080-9	015C
96-534014-56	014C- 61	96-534072-1	014D	96-550010	046
96-534014-63	014C- 52	96-534072-11	014E- 36	96-550010	046A
96-534014-69	014C- 55	96-534072-11	014D- 53	96-550010-1	046 - 37A
96-534014-73	014C	96-534072-15	014D- 52	96-550013-101	065A- 32
96-534014-83	014C	96-534072-15	014E- 35	96-550013-105	065A
96-534014-9	014C- 58	96-534072-17	014E- 34	96-550013-107	065A
96-534015-5	014C- 89	96-534072-3	014D	96-550013-109	065A
96-534016-1	014C- 88	96-534072-5	014E	96-550013-11	065A
96-534017-11	014C- 79	96-534072-7	014E	96-550013-111	065A
96-534017-21	014C- 81	96-534073-1	014D	96-550013-113	065A
96-534017-25	014C- 90	96-534073-11	014D- 6	96-550013-115	065A
96-534017-33	014C- 82	96-534073-13	014D- 7	96-550013-145	065A
96-534017-34	014C	96-534073-15	014E- 11	96-550013-147	065A
96-534017-35 C	014C- 77	96-534073-3	014D	96-550013-21	065A- 29
96-534017-7	014C- 78	96-534073-31	014D- 43	96-550013-27	065A
96-534017-8	014C	96-534073-51	014D	96-550013-29	065A- 10
96-534020-1 C	014C	96-534073-7	014D	96-550013-3	065A

B E E C H C R A F T
 BONANZA H35 THRU V35A
 I L L U S T R A T E D P A R T S C A T A L O G


PART NUMBER	FIGURE & ITEM NO.	PART NUMBER	FIGURE & ITEM NO.	PART NUMBER	FIGURE & ITEM NO.
96-550013-31	065A- 11	96-560001-11	070 -107	96-560022-15	071 -115
96-550013-33	065A- 7	96-560001-3	070 -108	96-560022-19	071
96-550013-35	065A- 23	96-560001-35	070 - 23	96-560022-5	071 -116
96-550013-37	065A- 24	96-560001-37	070 - 43	96-560022-601	071
96-550013-39	065A- 28	96-560001-39	070 - 24	96-560022-7	071 -121
96-550013-43	065A- 12	96-560001-45	070 - 42	96-810020	033A
96-550013-45	065A- 14	96-560001-47	070 -100	96-810021	033A
96-550013-47	065A- 13	96-560001-5	070 -109	96-810023-1	035 - 58
96-550013-49	065A- 27	96-560001-61	070 -118	96-810023-5	035 - 59
96-550013-51	065A- 6	96-560001-73	070 - 95	96-810023-7	035
96-550013-53	065A- 4	96-560001-9	070 -118B	96-810024	035
96-550013-607	065A	96-560002-19	070 - 36	96-810024-1	035 - 55
96-550013-610	065A	96-560002-21	070 - 29	96-810024-3	035 - 57
96-550013-612	065A	96-560002-23	070 - 31	96-810024-5	035 - 56
96-550013-69	065A- 15	96-560002-601	070	96-810024-7	035
96-550013-7	065A	96-560004-13	071 -100	96-810165	033A
96-550013-75	065A	96-560004-13	070 -116	96-810166	033A- 28
96-550013-77	065A- 31	96-560004-15	071 -108	96-910002-57	047A
96-550013-83	065A- 21	96-560004-15	070 -115	96-910020-151	050A- 22
96-550013-85	065A- 30	96-560004-17	070 -118C	96-910020-257	050A- 19
96-550013-91	065A- 32A	96-560004-19	070 -118A	96-910020-53	050A- 39
96-550013-93	065A- 1	96-560004-21	070 -111	96-910020-55	050A- 38
96-550013-95	065A	96-560004-21	071 -109	96-910020-85	050A- 24
96-550013-97	065A- 20	96-560004-23	070 -100A	96-910040-1	064C- 77
96-550013-99	065A	96-560004-27	071 - 97	96-910041-2	064C- 78
96-550015	065A	96-560004-27	070 - 98	96033	074
96-550015-1	065A	96-560004-29	071 - 96	98-32176	006
96-550015-11	065A- 61	96-560004-29	070 - 97	98-32227	006
96-550015-13	065A- 56	96-560004-31	071 - 93	98-36533	006
96-550015-15	065A- 60	96-560011-1	071 - 84	98293-1-060	070
96-550015-17	065A- 54	96-560011-1	070 - 93	98293-1-060	071
96-550015-19	065A	96-560011-3	070 - 94	98293-1-060	071
96-550015-21	065A	96-560021-1	070 - 53	99785-2	071
96-550015-23	065A	96-560021-3	070 - 86	99785-2	070
96-550015-3	065A- 59	96-560021-5	071 - 69	99785-2	071
96-550015-9	065A- 58	96-560021-5	070 - 78	99871P098	071
96-554011	065A- 25	96-560021-59	071 -114	99871P098	070
96-554013-1	065A- 55	96-560021-601	070	99871P098	071

**S
E
C
T
I
O
N**

Beechcraft

**BONANZA
MODEL 35**

SPARE ASSEMBLY COMPONENTS



MODEL 35 PARTS CATALOG

FIG. & INDEX NO.	PART NO.	DESCRIPTION						
		1	2	3	4	5	6	7
7	35-410378 SA2	BULKHEAD ASSEMBLY, STA 272						
	35-410378-2	• BULKHEAD						
	35-410378-4	• STIFFENER						
	35-410378-10	• CLIP						
	35-410378-12	• CLIP						
	35-410378-14	• DOUBLER						
	45-620011-6	• BUSHING						
7	35-410379-602	BULKHEAD ASSEMBLY, STA 256-90						
	35-524108	• SUPPORT ASSEMBLY						
	35-410379-2	• FRAME						
	35-410379-6	• DOUBLER						
	35-410379-4	• STIFFENER						
	35-410007-8	• BRACKET						
	35-410007-9	• BRACKET						
	35-410396-2	• BRACKET						
	35-410396-3	• BRACKET						
	35-650017-2	• BUSHING						
	AN3-5A	• BOLT						
	AN960-10	• WASHER						
	AN365-1032	• NUT						
	AN210-3A	• PULLEY						
	AN365-428	• NUT						
	AN960-416	• WASHER						
	AN4-16A	• BOLT						
	100801-D6-0750	• BUSHING						
	NAS427-K22	• PIN						
7	35-410444-612	STRUCTURE ASSY, NOSE /D-4866 THRU D-5330/						
	35-410444-614	STRUCTURE ASSY, NOSE /D-5331 THRU D-5725/						
	35-410000 SA16	• LH SIDE PANEL						
	35-410000 SA17	• RH SIDE PANEL						
	35-410000 SA26	• • LH LONGERON ASSEMBLY						
	35-410000 SA27	• • RH LONGERON ASSEMBLY						
	35-415342	• • LH BULKHEAD ASSEMBLY						
	35-415342-1	• • RH BULKHEAD ASSEMBLY						
	35-415340-2	• • LH BULKHEAD						
	35-415340-1	• • RH BULKHEAD						
	35-415341	• • LH BULKHEAD						
	35-415341-1	• • RH BULKHEAD						
	35-415352	• • LH BULKHEAD						
	35-415352-1	• • RH BULKHEAD						
	35-410001-122	• • LH STIFFENER						
	35-410001-123	• • RH STIFFENER						
	35-410000-46	• • LH STRINGER						
	35-410000-47	• • RH STRINGER						
	35-410001-26	• • LH ANGLE						
	35-410001-27	• • RH ANGLE						
	35-410006-2	• • LH SKIN						
	35-410006-4	• • RH SKIN						
	35-410020 SA2	• • LH DOUBLER ASSEMBLY						
	35-410020 SA3	• • RH DOUBLER ASSEMBLY						
	35-410020-2	• • • LH DOUBLER						
	35-410020-3	• • • RH DOUBLER						
	99871-C098	• • • RECEPTACLE						

MODEL 35 PARTS CATALOG

FIG. & INDEX NO.	PART NO.	1	2	3	4	5	6	7	DESCRIPTION
7-CONT	35-415343 SA2	LH KEEL ASSEMBLY
	35-415343 SA3	RH KEEL ASSEMBLY
	35-415343-2	LH KEEL
	35-415343-5	RH KEEL
	35-415343-6	LH ANGLE
	35-415343-7	RH ANGLE
	35-415343-8	LH ANGLE
	35-415343-9	RH ANGLE
	35-415343-12	LH CHANNEL
	35-415343-13	RH CHANNEL
	35-415343-14	LH ANGLE
	35-415343-15	RH ANGLE
	35-415343-16	ANGLE
	35-415343-24	LH STIFFENER
	35-415343-27	RH STIFFENER
	35-400304-1	FITTING
	35-415343-28	LH DOUBLER
	35-415343-29	RH DOUBLER
	35-415343-30	LH PLATE
	35-415343-31	RH PLATE
	35-410446-628	NOSE ASSEMBLY, /SEE FIG. 8/ /D-5331 THRU D-5725/
	35-410446-602	NOSE ASSEMBLY, /SEE FIG. 8/ /D-4866 THRU D-5330/
	35-410446-604	COVER ASSEMBLY, NOSE WHEEL
	35-410446-25	COVER
	35-410446-3	SIDE
	35-410446-5	SIDE
	35-410446-7	ANGLE
	35-410446-8	ANGLE
	35-410446-23	BRACKET
	35-410251	BRACKET
	35-410446-15	SUPPORT
	35-910019-1	FITTING
	AN4-11A	BOLT
	AN4-7A	BOLT
	AN365-428	NUT
	AN960D416	WASHER
	AN960D416L	WASHER
	35-410446-9	DOUBLER
	35-410446-17	SHIM
	35-410446-19	DOUBLER
	35-410446-20	DOUBLER
	35-410446-21	STIFFENER
	45-410354	COVER
	45-410356	DOUBLER
	35-410446-13	CAP
	35-410446-11	FORMER
	35-410446-12	FORMER
	AN362F1032	NUT PLATE
	35-910019-3	FITTING
	AN743-13	BRACKET
	AN366F832	NUT PLATE
	AN366F1032	NUT PLATE
	35-410446-117	GUSSET
	35-410446-119	GUSSET
	A6914-1024-1	PATCH PLATE
	35-944011	ARM ASSEMBLY
	35-944025	ARM ASSEMBLY
	AN3-10A	BOLT
	AN960-10	WASHER
	AN365-1032	NUT
	35-825117-4	SHAFT ASSEMBLY
	35-825074-1	SPRING
	AN515-8-8	SCREW
	AN365-832	NUT
	4F7H	BONDING JUMPER

MODEL 35 PARTS CATALOG

FIG. & INDEX NO.	PART NO.	DESCRIPTION
7-CONT	35-415330-602	• LOWER FIREWALL ASSEMBLY
	35-415330-604	• • FIREWALL ASSEMBLY
	35-415330-8	• • • WEB
	35-415330-18	• • • COVER
	35-415330-20	• • • PANEL
	35-415330-22	• • • PANEL
	35-415330-24	• • • REINFORCEMENT
	35-415330-26	• • • DOUBLER
	35-415330-12	• • ANGLE
	35-415330-30	• • ANGLE
	35-415330-34	• • ANGLE
	35-415330-36	• • ANGLE
	35-415330-37	• • ANGLE
	AN365-515	• • NUT
	WIS632-BC100	• • NUT
	35-415330-40	• • ANGLE
	35-415330-42	• • ANGLE
	35-415330-45	• • ANGLE
	35-415330-44	• • ANGLE
	35-415330-66	• • ANGLE
	35-415330-72	• • BRACKET
	35-415330-73	• • BRACKET
	35-415332-2	• • BRACKET
	35-415332-4	• • BRACKET
	35-415332-6	• • BRACKET
	35-400339-2	• • BRACKET
	WIS832-BC100	• • ANCHOR NUT
	A6195-6Z-1	• • NUT
	49176	• • BAND
	49296	• • CLIP
	AN833-2D	• • ELBOW
	AN924-2D	• • NUT
	AN960-516	• • WASHER
	AN833-4D	• • BULKHEAD ELBOW
	AN960-716	• • WASHER
	AN924-4D	• • NUT
	35-415330-122	• • ANGLE
	AN515-832	• • SCREW
	51043	• • BUTTON
	35-410001-142	• STIFFENER
	35-400366	• SUPPORT ASSEMBLY
	35-410000 SA22	• SUPPORT ASSEMBLY
	35-410164	• STOP ASSEMBLY
	35-415320	• BULKHEAD ASSEMBLY
	35-410006-38	• SKIN
	35-400364	• LH CHANNEL ASSEMBLY,PEDAL TUBE
	35-400364-1	• RH CHANNEL ASSEMBLY,PEDAL TUBE
	35-400366-1	• SUPPORT ASSEMBLY
	35-400359-10	• SUPPORT ASSEMBLY,MASTER CYLINDER
	35-410000 SA24	• LH SKIN ASSEMBLY
	35-410000 SA25	• RH SKIN ASSEMBLY
	35-410006-44	• • LH SKIN
	35-410006-45	• • RH SKIN
	35-415343-18	• • ANGLE
	35-415343-21	• • ANGLE
	35-415343-22	• • LH ANGLE
	35-415343-23	• • RH ANGLE
	35-400359-12	• SUPPORT ASSEMBLY,MASTER CYLINDER
	35-400314	• REINFORCEMENT EXIT DUCT /D-4866 THRU D-5330/
	35-400314-1	• REINFORCEMENT EXIT DUCT /D-4866 THRU D-5330/
	35-410444-45	• GUSSET /D-5331 THRU D-5725/
	35-825166	• SUPPORT ASSEMBLY,NOSE GEAR
	AN366F428	• NUT PLATE
	35-825049	• SHAFT ASSEMBLY
	35-410446-1	• TRACK,NOSE
	35-825046	• BOLT
	AN364-428	• NUT

MODEL 35 PARTS CATALOG

FIG. & INDEX NO.	PART NO.	DESCRIPTION
7	35-415330 SA22	FIREWALL ASSEMBLY,UPPER /D-4866 THRU D-5330/
	35-415330-606	FIREWALL ASSEMBLY,UPPER /D-5331 THRU D-5725/
	35-415330-132	• STIFFENER /D-4866 THRU D-5330/
	35-415330-135	• STIFFENER /D-4866 THRU D-5330/
	35-415330-130	• ANGLE
	35-550524-2	• PLATE
	35-550524-4	• HINGE
	35-550524-6	• FRAME
	35-550524-8	• SHEET
	35-550023-2	• DOOR /D-4866 THRU D-5330/
	35-550514	• HANDLE /D-4866 THRU D-5330/
	35-415369-2	• BRACKET
	35-415369-3	• BRACKET
	18.5678	• CLIP
	35-550024-2	• FRAME
	35-550036	• SPRING
	35-361024	• BRACKET
	35-415330-6	• WEB
	35-415330-10	• ANGLE
	35-415330-11	• ANGLE
	35-415330-54	• STIFFENER
	35-415330-64	• ANGLE
	35-415330-65	• ANGLE
	35-415330-82	• CLAMP
	35-415333	• COLLAR
	35-415330-102	• ANGLE
	AN253-2-550	• PIN
	A6191A-8Z-1	• ANCHOR NUT
	A1784-6Z-1	• NUT
	35-415330-124	• ANGLE
	99797-C-098	• RECEPTACLE
	35-415378	• NUT
	35-415330-126	• ANGLE
	35-415330-128	• ANGLE
	SS51026	• PLUG BUTTON
	AN960-516	• WASHER
	AN315-5R	• NUT
	AN366F832	• NUT
	22A-17-82	• NUT
	WIS832-BC100	• NUT
	AN833-2D	• ELBOW
	AN960-516	• WASHER
	AN924-2D	• NUT
	AN832-2D	• UNION
	35-415407-3	• CHANNEL /D-5331 THRU D-5725/
	35-415407-5	• GUSSET /D-5331 THRU D-5725/
	35-415407-6	• GUSSET /D-5331 THRU D-5725/
	35-415407-7	• BRACKET /D-5331 THRU D-5725/
	35-415407-9	• PLATE /D-5331 THRU D-5725/
	35-415330-136	• CHANNEL /D-4866 THRU D-5330/
	35-415330-138	• BRACKET /D-4866 THRU D-5330/
	35-415330-142	• BRACKET
	35-415381-2	• STIFFENER /D-4866 THRU D-5330/
	35-415381-4	• STIFFENER /D-4866 THRU D-5330/
	35-415382	• HINGE /D-4866 THRU D-5330/
	35-415383	• HINGE /D-4866 THRU D-5330/
	35-415384	• PIN /D-4866 THRU D-5330/
	AN366F428	• NUT PLATE
	100951-DD-032-009-100	• WASHER
	AN960-416L	• WASHER
	35-415330 SA26	• DUCT ASSEMBLY
	35-415330-28	• DUCT
	35-415330-90	• HINGE

MODEL 35 PARTS CATALOG

FIG. & INDEX NO.	PART NO.	DESCRIPTION
7-CONT	35-369145-2	• BRACKET
	AN366F428	• NUT PLATE
	HT14T	• BONDING JUMPER
	106242-10	• INSULATION
	105982-5A-	• BOLT
	11-010	
	AN970-5	• WASHER
	AN316-5R	• NUT
	49160	• BAND
	WIS428-3C100	• NUT
	112149-11	• GROMMET
	AN935-516	• WASHER
	112436-4	• RETAINER
	49338	• FASTENER
	AN960-8	• WASHER
	35-369002-603	• RELAY ASSEMBLY, BATTERY & STARTER
	AN366-1032	• NUT PLATE
	22A17-02	• NUT PLATE
	AN3-17	• BOLT
	AN3-4	• BOLT
	AN960-10L	• WASHER
	WIS632-3C100	• NUT
	35-415330-144	• NUT
	AN520-416R10	• SCREW
	35-350096-1	• BRACKET /D-5331 THRU D-5725/
	35-350096-2	• BRACKET /D-5331 THRU D-5725/
	35-350097-3	• DOOR /D-5331 THRU D-5725/
	35-350097-4	• DOOR /D-5331 THRU D-5725/
	35-350097-5	• CLIP /D-5331 THRU D-5725/
	NO NUMBER	• COTTER PIN /D-5331 THRU D-5725/
8	35-410446-602	NOSE ASSEMBLY, COWL & BULKHEAD /D-4866 THRU D-5330/
	35-410446-628	NOSE ASSEMBLY, COWL & BULKHEAD /D-5331 THRU D-5725/
	35-410446-51	• WEB /D-4866 THRU D-5330/
	35-410446-147	• WEB /D-5331 THRU D-5725/
	35-410446-53	• CHANNEL
	35-410446-54	• CHANNEL
	35-410446-57	• TEE
	35-410446-55	• ANGLE
	35-410446-56	• ANGLE
	35-410446-59	• REINFORCEMENT
	35-410446-61	• GUSSET
	35-410446-62	• GUSSET
	35-410446-75	• ANGLE
	35-410446-76	• ANGLE
	35-410446-77	• ZEE
	35-910018-3	• FITTING
	35-910018-4	• FITTING
	AN4-7A	• BOLT
	AN365-428	• NUT
	AN960-416L	• WASHER
	35-410446-67	• PANEL
	35-410384-12	• STIFFENER
	35-410384-13	• STIFFENER
	22A17-02	• NUT
	35-410446-47	• AIR INTAKE ASSEMBLY /D-4866 THRU D-5330/
	35-410446-143	• AIR INTAKE ASSEMBLY /D-5331 THRU D-5725/
	35-410446-45	• SKIN
	22A14-62	• NUT
	99871-C.098	• NUT
	35-410446-81	• PAN

MODEL 35 PARTS CATALOG

FIG. & INDEX NO.	PART NO.	DESCRIPTION						
		1	2	3	4	5	6	7
8-CONT	35-410446-620	•	BAFFLE ASSEMBLY,LH					
	35-410446-121	•	• SEAL					
	35-410446-69	•	• BAFFLE					
	AN366F832	•	• NUT					
	35-410446-123	•	• STRIP					
	35-410446-109	•	• CLIP					
	35-410446-624	•	BAFFLE ASSEMBLY,RH					
	35-410446-55	•	• BAFFLE					
	35-410446-91	•	• CLIP					
	35-410446-83	•	• SEAL					
	35-410446-87	•	• SEAL					
	35-410446-73	•	• SEAL					
	35-410446-95	•	• STRIP					
	35-410446-101	•	• STRIP					
	35-410446-111	•	• CLIP					
	35-410446-125	•	• CLIP					
	35-415349	•	PLATE					
	AN515-8R7	•	SCREW					
	AN960-8	•	WASHER					
	35-410446-131	•	BAFFLE ASSEMBLY					
	35-410446-135	•	COVER ASSEMBLY /D-4866 THRU D-5330/					
	AN530-8R6	•	SCREW D-5331 THRU D-5725/					
	35-910226-2	•	BULKHEAD					
	35-910226-4	•	CLIP					
	35-910226-5	•	CLIP					
	35-910224	•	BRACKET					
	35-910224-1	•	BRACKET					
	AN960-416	•	WASHER					
	AN960-616	•	WASHER					
	35-410446-39	•	DOOR					
	AN515-8R6	•	SCREW					
	35-910293	•	DUCT					
	9	35-400010-622		FRAME & WINDOW,CASIN DOOR /TINTED/				
35-400010-58		•	PANEL					
35-400010-4		•	SKIN					
35-400010-5		•	FRAME					
35-400010-8		•	REINFORCEMENT					
35-400010-14		•	REINFORCEMENT					
35-400010-18		•	REINFORCEMENT					
AN3-4A		•	BOLT					
AN960-10		•	WASHER					
AN365-1032		•	NUT					
AN507-1032R20		•	SCREW					
AN507-832R7		•	SCREW					
35-400032-2		•	SUPPORT					
35-400029-2		•	REINFORCEMENT					
35-400029-4		•	GUIDE					
35-400414		•	GUIDE					
50-400356		•	LATCH ASSEMBLY					
AN365-832		•	NUT					
AN960-8L		•	WASHER					
AN960-10		•	WASHER					
100942-041-008-		•	SPRING					
116-37								
AN525-832R6		•	SCREW					
AN507-832-6		•	SCREW					
AN525-10-10		•	SCREW					
AN665-21R		•	CLEVIS					
AN365-1032		•	NUT					
AN365-832		•	NUT					
PK84-X-A-4-4		•	SCREW					
AN507-1032R10		•	SCREW					

MODEL 35 PARTS CATALOG

FIGURE NO.	PART NO.	DESCRIPTION							
		1	2	3	4	5	6	7	
9-CONT	68A7-82	•							NUT
	AN507-440R4	•							SCREW
	AN507-832R8	•							SCREW
	AN393-37	•							PIN
	AN526-832-8	•							SCREW
	35-400395	•							PLATE
	35-400014	•							HANDLE ASSEMBLY
	35-400404	•							SEAL
	35-400036	•							SUPPORT
	AN366F832	•							PLATE NUT
	35-400010-42	•							BRAZE ASSEMBLY
	35-400461-2	•							TUBE
	35-400461-4	•							ADAPTER
	A6200-62-1	•							NUT
	AN507-440R6	•							SCREW
	35-400462	•							STOP
	35-400464-4	•							SHAFT ASSEMBLY
	35-400417	•							BOLT
	52-012-062-0375	•							ROLL PIN
	AN393-57	•							PIN
	AN960-10L	•							WASHER
	AN380-2-2	•							PIN
	AN960-10	•							WASHER
	AN507-632-6	•							SCREW
	AN365-632	•							NUT
	AN507-1032R14	•							SCREW
	AN742-4	•							CLAMP
	AN520-10-8	•							SCREW
	100942-041-008-023-17	•							SPRING
	AN392-13	•							PIN
	AN960-6	•							WASHER
	AN960-416L	•							WASHER
	AN366F632	•							PLATE NUT
	AN365-1032	•							NUT
	35-400435	•							PLATE ASSEMBLY
	35-400041	•							LINK
	102933-S4-0312-0093	•							SPACER
	100951-CR-020-020-030	•							WASHER
	5171	•							SPRING
	AN3-10A	•							BOLT
	AN507-836-6	•							SCREW
	AN507-1032R6	•							SCREW
	AN960-10	•							WASHER
	AN365-1032	•							PLATE NUT
	35-400010-28	•							STIFFENER
	35-400320-32	•							SASH ASSEMBLY
	AN507-632R6	•							SCREW
	35-410315	•							CLIP
	35-400320-20	•							MOULDING
	35-400320-52	•							CLIP
	-2037	•							HANDLE ASSEMBLY
	35-400467-3	•							RUSHING
	NAS452-6K-161	•							RIVNUT
	35-400465	•							PIN
	35-400434	•							SPRING
	NAS387-632-10P	•							SCREW
	102809-A187-024	•							PIN
AN507-632R10	•							SCREW	
AN507-832-8	•							SCREW	
AN960-10	•							WASHER	
AN365-1032	•							NUT	
AN742-4	•							CLAMP	
AN507-832R8	•							SCREW	
AN960-8	•							WASHER	
AN365-832	•							NUT	
35-534251	•							BRACKET ASSEMBLY, ARM REST	

MODEL 35 PARTS CATALOG

FIGURE NO.	PART NO.	DESCRIPTION						
		1	2	3	4	5	6	7
10	35-410291-626	WINDOW ASSEMBLY, TINTED STORM						
	35-410291-100	• REINFORCEMENT						
	35-410291-84	• FRAME						
	35-410291-82	• RETAINER						
	35-410291-138	• GLASS						
	35-410291-94	• SPACER						
	35-410321 SA2	• LATCH ASSEMBLY						
	35-410291-90	• HINGE						
	8005	• HANDLE						
	1450-156	• KIT, HANDLE						
10	35-410291-628	WINDOW ASSEMBLY, CABIN FWD TINTED						
	35-410291-22	• FRAME						
	35-410291-24	• RETAINER						
	35-410291-134	• GLASS						
	35-410291-88	• HINGE						
	35-410318	• STRIKE						
	35-410324	• SLFEVE ASSEMBLY						
	35-410325	• ROD						
	102933-S4-	• SPACER						
	0437-0140							
	102933-S4-	• SPACER						
	0437-0159							
	102809-A093-011	• PIN						
	100801-X2-0062	• RUSHING						
	100801-X2-0097	• RUSHING						
	AN526-832R7	• SCREW						
	22TM82	• NUT						
	AN960-8L	• WASHER						
11	35-410070-604	DOOR ASSEMBLY, BAGGAGE						
	35-410070-6	• PAN						
	35-410070-8	• SKIN						
	35-410070-10	• HINGE						
	35-410070-38	• REINFORCEMENT						
	35-410214	• STOP						
	35-410070-44	• REINFORCEMENT						
	35-410070-16	• BLOCK						
	35-410070-12	• HINGE						
	35-410070-14	• PIN						
	AN545-6-4	• SCREW						
13	35-534369-601	STRUCTURE ASSEMBLY, FRONT SEAT BOTTOM LH						
	35-534369-602	STRUCTURE ASSEMBLY, FRONT SEAT BOTTOM RH						
	35-534369-3	• WELD ASSEMBLY						
	35-534369-605	• WELD ASSEMBLY						
	35-534369-606	• WELD ASSEMBLY						
	35-534369-57	• BLOCK						
	35-534369-59	• BLOCK						
	35-534369-29	• LEVER ASSEMBLY						
	100942-040-	• SPRING						
	006-012-8							
	AN960-10L	• WASHER						
	AN364-1032	• NUT						
	35-534367	• CAM						

MODEL 35 PARTS CATALOG

FIGURE NO.	PART NO.	DESCRIPTION							
		1	2	3	4	5	6	7	
13-CONT	AN392-21	•							PIN
	AN381-2-6	•							COTTER PIN
	AN960-4	•							WASHER
	35-534335-3	•							ROD
	35-534335-4	•							ROD
	35-534369-47	•							SPRING
	35-534358-48	•							SPRING
	50-022-094-0437	•							PIN
	59-028-125-0625	•							PIN
	AN392-23	•							PIN
	AN381-2-6	•							COTTER PIN
	900-2	•							STRAP ASSEMBLY
	AN526-10-16	•							SCREW
	35-534370-1	•							LEVER ASSEMBLY
	102933-54-0312-0156	•							SPACER
	35-534370-2	•							LEVER ASSEMBLY
	35-534374-3	•							TUBE
	35-534374-4	•							TUBE
14	50-534269-615								HARNESS ASSEMBLY, REAR SEAT
	113675	•							FITTING
	113642	•							PLACARD
	D611A	•							BELT TIP
	161	•							NYLON WEBBING
14	35-534360-691								STRUCTURE ASSEMBLY, REAR SEAT BOTTOM
	35-534360-3	•							TUBE
	35-534360-37	•							TUBE
	35-534360-38	•							TUBE
	35-534360-39	•							TUBE
	35-534360-41	•							GUSSET
	35-534360-42	•							GUSSET
	35-534360-45	•							TUBE
	35-534360-47	•							TUBE
	35-534360-49	•							GUSSET
	35-534360-51	•							TUBE
	35-534360-53	•							BRACKET
	35-534360-54	•							BRACKET
	35-534360-55	•							BRACKET
	35-534360-56	•							BRACKET
	35-534360-57	•							PIN
	35-534360-61	•							TUBE
	35-534360-63	•							REINFORCEMENT
	35-534360-65	•							REINFORCEMENT
	35-534360-69	•							PIN
	35-534360-89	•							GUIDE
	35-534360-91	•							GUIDE
	35-534360-603	•							GUSSET ASSEMBLY
	35-534360-604	•							GUSSET ASSEMBLY
	100951-X-125-016-100NC	•							WASHER
14	35-534360-607								BACK ASSEMBLY, REAR SEAT
	35-534360-606	•							STRUCTURE ASSEMBLY
	35-534360-13	•							TUBE
	35-534360-14	•							TUBE
	35-534360-15	•							TUBE

MODEL 35 PARTS CATALOG

FIG. & INDEX NO.	PART NO.	DESCRIPTION
14-CONT	35-534360-17	. . TUBE
	35-534360-19	. . TUBE
	35-534360-21	. . TUBE
	35-534360-23	. . PLATE
	35-534360-25	. . LUG
	35-534360-27	. . LUG
	35-534360-83	. . BRACKET
	35-534337	. . SUPPORT
	35-534360-29	. MOULDING
	900-2	. STRAP
	6K-75	. RIVNUT
	202/204	. RIVNUT
15	35-410451-601	PARTITION ASSEMBLY,FWD FRONT SEAT /D-4866 THRU D-5330/
	35-410451-602	PARTITION ASSEMBLY,FWD FRONT SEAT /D-5331 THRU D-5725/
	35-410451-3	. PANEL /D-4866 THRU D-5330/
	35-410451-5	. PANEL /D-4866 THRU D-5330/
	35-410451-7	. ANGLE /D-4866 THRU D-5330/
	35-410451-31	. PANEL /D-5331 THRU D-5725/
	35-410451-29	. PANEL /D-5331 THRU D-5725/
	35-410451-17	. PANEL /D-5331 THRU D-5725/
	35-410451-23	. PANEL /D-5331 THRU D-5725/
	35-410420-16	. DOOR
	98293-1-070	. STUD
	99785	. CROSS PIN
	35-410420-14	. DOUBLER
	99871-P-098	. RECEPTACLE
	112416-15-1/2	. EXTRUSION
	35-410420-6	. BRACKET
	AN530-6R8	. SCREW /D-5331 THRU D-5725/
	A6194-6Z-1	. NUT /D-5331 THRU D-5725/
	NAS365-6-1	. NUT
	A6195-6Z-1	. NUT
	A1785-6Z-1	. NUT
	35-364101 SA4	. LAMP ASSEMBLY
	AN750-6	. CLIP
	AN515-8-7	. SCREW
	AN960-8L	. WASHER
	AN365-832	. NUT
	16 X 45	. INSULATION
18	35-115388-631	WING ASSEMBLY,LH
	35-115388-632	WING ASSEMBLY,RH
	35-115300-631	. LH WING ASSEMBLY
	35-115300-632	. RH WING ASSEMBLY
	35-115301-610	. . LH PANEL ASSEMBLY
	35-115301-611	. . RH PANEL ASSEMBLY
	35-115032 SA2	. . . LH RIB ASSEMBLY /SEE FIG. 20/
	35-115032 SA3	. . . RH RIB ASSEMBLY /SEE FIG. 20/
	35-115033 SA2	. . . LH RIB ASSEMBLY /SEE FIG. 20/
	35-115033 SA3	. . . RH RIB ASSEMBLY /SEE FIG. 20/
	35-115041 SA2	. . . LH RIB ASSEMBLY
	35-115041 SA3	. . . RH RIB ASSEMBLY
	45-115044 SA2	. . . LH RIB ASSEMBLY /SEE FIG. 20/
	45-115044 SA3	. . . RH RIB ASSEMBLY /SEE FIG. 20/
	35-115045 SA2	. . . LH RIB ASSEMBLY /SEE FIG. 20/
	35-115045 SA3	. . . RH RIB ASSEMBLY /SEE FIG. 20/
	35-115199-8	. . . LH REINFORCEMENT ASSEMBLY
	35-115199-9	. . . RH REINFORCEMENT ASSEMBLY

MODEL 35 PARTS CATALOG

FIGURE NO.	PART NO.	DESCRIPTION						
		1	2	3	4	5	6	7
18-CONT	35-115200 SA2	.	.	.	LH	SKIN ASSEMBLY		
	35-115200 SA3	.	.	.	RH	SKIN ASSEMBLY		
	35-115200-605	.	.	.	LH	SKIN ASSEMBLY		
	35-115200-606	.	.	.	RH	SKIN ASSEMBLY		
	35-115130-602	.	.	.	RH	RIB ASSEMBLY /SEE FIG. 20/		
	35-115200 SA6	.	.	.	LH	REINFORCEMENT ASSEMBLY		
	35-115200 SA7	.	.	.	RH	SKIN ASSEMBLY		
	35-115246	.	.	.	LH	SUPPORT ASSEMBLY		
	35-115247	.	.	.	LH	SUPPORT ASSEMBLY		
	35-115241	.	.	.	RH	SUPPORT ASSEMBLY		
	35-115242	.	.	.	RH	SUPPORT ASSEMBLY		
	35-115051-606	.	.	.	LH	RIB ASSEMBLY /SEE FIG. 20/		
	35-115051-607	.	.	.	RH	RIB ASSEMBLY /SEE FIG. 20/		
	35-115042-603	.	.	.	LH	RIB ASSEMBLY /SEE FIG. 20/		
	35-115042-604	.	.	.	RH	RIB ASSEMBLY /SEE FIG. 20/		
	35-115303 SA2	.	.	.	LH	RIB ASSEMBLY /SEE FIG. 20/		
	35-115253	.	.	.	LH	BRACKET ASSEMBLY		
	35-115253-1	.	.	.	RH	BRACKET ASSEMBLY		
	35-115142 SA2	.	.	.	LH	STRINGER ASSEMBLY		
	35-115079 SA2	.	.	.	LH	RIB ASSEMBLY		
	35-115070-602	.	.	.	LH	RIB ASSEMBLY /SEE FIG. 20/		
	35-115301-617	.	.	.	RH	WALKWAY ASSEMBLY		
	35-115304 SA2	.	.	.	RH	RIB ASSEMBLY /SEE FIG. 20/		
	35-115200-602	.	.	.	LH	STRINGER ASSEMBLY		
	35-115200-601	.	.	.	RH	STRINGER ASSEMBLY		
	35-115200-604	.	.	.	LH	STRINGER ASSEMBLY		
	35-115200-603	.	.	.	RH	STRINGER ASSEMBLY		
	35-115142-602	.	.	.	LH	STRINGER ASSEMBLY		
	35-115142-601	.	.	.	RH	STRINGER ASSEMBLY		
	35-115142-6	.	.	.	LH	STRINGER		
	35-115142-9	.	.	.	RH	STRINGER		
	35-115142-13	.	.	.	RH	STRINGER		
	35-115142-18	.	.	.	LH	STRINGER		
	35-115142-21	.	.	.	RH	STRINGER		
	35-115142-60	.	.	.	LH	STRINGER		
	35-115142-63	.	.	.	RH	STRINGER		
	35-115137-22	.	.	.	LH	SKIN		
	35-115137-23	.	.	.	RH	SKIN		
	35-115137-10	.	.	.	LH	STRINGER		
	35-115137-11	.	.	.	RH	STRINGER		
	35-115137-12	.	.	.	LH	STRINGER		
	35-115137-13	.	.	.	RH	STRINGER		
	35-115200-70	.	.	.	LH	STRINGER		
	35-115200-71	.	.	.	RH	STRINGER		
	35-115200-78	.	.	.	LH	STRINGER		
	35-115200-79	.	.	.	RH	STRINGER		
	35-115199-26	.	.	.	LH	SKIN		
	35-115199-27	.	.	.	RH	SKIN		
	35-115199-4	.	.	.	LH	STRINGER		
	35-115199-5	.	.	.	RH	STRINGER		
35-115199-6	.	.	.	LH	STRINGER			
35-115199-7	.	.	.	RH	STRINGER			
35-115199-20	.	.	.	LH	STRINGER			
35-115199-21	.	.	.	RH	STRINGER			
45-115060	.	.	.	LH	FORMER			
45-115060-1	.	.	.	RH	FORMER			
35-115272	.	.	.	LH	FORMER			
35-115272-1	.	.	.	RH	FORMER			
35-115274	.	.	.	LH	FORMER			
35-115274-1	.	.	.	RH	FORMER			
35-115031-2	.	.	.	LH	MAIN RIB			
35-115031-3	.	.	.	RH	MAIN RIB			
45-115072	.	.	.	LH	FORMER			
45-115072-1	.	.	.	RH	FORMER			
35-115275	.	.	.	LH	FORMER			
35-115275-1	.	.	.	RH	FORMER			

MODEL 35 PARTS CATALOG

FIGURE NO.	PART NO.	1	2	3	4	5	6	7	DESCRIPTION
18-CONT	35-115273	.	.	.	LH	FORMER			
	35-115273-1	.	.	.	RH	FORMER			
	22A17-82-BC100	.	.	.	NUT	PLATE			
	WIS832-BC100	.	.	.	NUT	PLATE			
	35-115142-42	.	.	.	PLATE				
	35-115142-26	.	.	.	ANGLE				
	35-115142-110	.	.	.	LH	HINGE			
	35-115142-113	.	.	.	RH	HINGE			
	35-115110-2	.	.	.	RH	MAIN RIB			
	35-115200-60	.	.	.	CLIP				
	35-115137-14	.	.	.	LH	HINGE			
	35-115137-15	.	.	.	RH	HINGE			
	35-115200-90	.	.	.	LH	HINGE			
	35-115200-91	.	.	.	RH	HINGE			
	35-115111	.	.	.	RH	MAIN WING WALK SUPPORT			
	35-115200-18	.	.	.	LH	DOUBLER			
	35-115200-19	.	.	.	RH	DOUBLER			
	35-115200-16	.	.	.	LH	GUSSET			
	35-115200-17	.	.	.	RH	GUSSET			
	35-115200-86	.	.	.	LH	STIFFENER			
	35-115200-87	.	.	.	RH	STIFFENER			
	35-115070-24	.	.	.	LH	CLIP			
	35-115070-25	.	.	.	CLIP				
	35-115199-16	.	.	.	LH	HINGE			
	35-115199-17	.	.	.	RH	HINGE			
	35-115200-6	.	.	.	LH	SKIN			
	35-115200-7	.	.	.	RH	SKIN			
	35-115267	.	.	.	LH	CLIP			
	35-115267-1	.	.	.	RH	CLIP			
	35-115270-1	.	.	.	LH	CLIP			
	35-115270	.	.	.	RH	CLIP			
	35-115142-40	.	.	.	LH	CLIP			
	108424-4	.	.	.	CLIP				
	49266	.	.	.	CLIP				
	49245	.	.	.	CLAMP				
	35-115301-630	.	.	.	SPAR & TRAILING EDGE,LH	REAR			
	35-115301-631	.	.	.	SPAR & TRAILING EDGE,RH	REAR			
	35-115071	.	.	.	LH	BRACKET ASSEMBLY			
	35-115071-1	.	.	.	RH	BRACKET ASSEMBLY			
	35-115160	.	.	.	LH	BRACKET ASSEMBLY			
	35-115160-1	.	.	.	RH	BRACKET ASSEMBLY			
	35-115301-601	.	.	.	LH	INBD FLAP TRACK			
	35-115301-602	.	.	.	RH	INBD FLAP TRACK			
	35-115301-603	.	.	.	LH	OUTBD FLAP TRACK			
	35-115301-604	.	.	.	RH	OUTBD FLAP TRACK			
	35-115106-602	.	.	.	RH	RIB ASSEMBLY			
	35-115131	.	.	.	RH	RIB ASSEMBLY			
	35-115078-10	.	.	.	LH	RIB			
	35-115078-11	.	.	.	RH	RIB			
	35-115078-14	.	.	.	LH	BRACKET			
	35-115078-15	.	.	.	RH	BRACKET			
	35-115123-4	.	.	.	LH	RIB TRAILING EDGE			
	35-115123-5	.	.	.	RH	RIB TRAILING EDGE			
	35-115124-4	.	.	.	LH	RIB TRAILING EDGE			
	35-115124-5	.	.	.	RH	RIB TRAILING EDGE			
	35-115122-6	.	.	.	LH	RIB TRAILING EDGE			
	35-115122-7	.	.	.	RH	RIB TRAILING EDGE			
	35-115121-10	.	.	.	LH	RIB TRAILING EDGE			
	35-115194-26	.	.	.	LH	SKIN			
	35-115194-35	.	.	.	RH	SKIN			
	35-115194-6	.	.	.	LH	GUSSET			
	35-115194-8	.	.	.	GUSSET				
	35-115194-38	.	.	.	LH	STIFFENER			
	35-115194-40	.	.	.	RH	STIFFENER			
	35-115301-22	.	.	.	LH	CHANNEL			

MODEL 35 PARTS CATALOG

FIGURE NO.	PART NO.	DESCRIPTION						
		1	2	3	4	5	6	7
18-CONT	W12-632	•	•	•				ANCHOR NUT
	AN520-10-12	•	•	•				SCREW
	AN960-10L	•	•	•				WASHER
	AN365-1032	•	•	•				NUT
	35-115047	•	•	•				LH RIB TAIL
	35-115047-1	•	•	•				RH RIB TAIL
	35-115048	•	•	•				LH RIB TAIL
	35-115048-1	•	•	•				RH RIB TAIL
	35-115049	•	•	•				LH RIB TAIL
	35-115049-1	•	•	•				RH RIB TAIL
	35-115137-18	•	•	•				LH SKIN
	35-115137-19	•	•	•				RH SKIN
	35-115137-6	•	•	•				LH GUSSET
	35-115137-7	•	•	•				RH GUSSET
	35-115137-8	•	•	•				LH GUSSET
	35-115137-9	•	•	•				RH GUSSET
	35-115199-24	•	•	•				LH SKIN
	35-115199-25	•	•	•				RH SKIN
	35-115199-14	•	•	•				LH GUSSET
	35-115199-15	•	•	•				RH GUSSET
	35-115050-604	•	•	•				LH SPAR ASSEMBLY,WING REAR
	35-115050-605	•	•	•				RH SPAR ASSEMBLY,WING REAR
	35-115059-601	•	•	•				LH FITTING
	35-115059-602	•	•	•				RH FITTING
	35-115058	•	•	•				LH FITTING
	35-115058-1	•	•	•				RH FITTING
	35-115061	•	•	•				LH FITTING ASSEMBLY
	35-115061-1	•	•	•				RH FITTING ASSEMBLY
	45-115063	•	•	•				LH FITTING ASSEMBLY
	45-115063-1	•	•	•				RH FITTING ASSEMBLY
	22A17-82	•	•	•				NUT
	35-115050-34	•	•	•				ANGLE
	35-115050-102	•	•	•				LH ANGLE
	35-115050-103	•	•	•				RH ANGLE
	35-115050-98	•	•	•				LH ANGLE
	35-115050-99	•	•	•				RH ANGLE
	35-115050-90	•	•	•				LH WEB
	35-115050-91	•	•	•				RH WEB
	35-115050-92	•	•	•				LH ANGLE
	35-115050-93	•	•	•				RH ANGLE
	35-115050-12	•	•	•				LH ANGLE
	35-115050-8	•	•	•				LH ANGLE
	35-115050-10	•	•	•				LH ANGLE
	35-115050-11	•	•	•				RH ANGLE
	35-115050-48	•	•	•				LH CAP STRIP
	35-115050-51	•	•	•				RH CAP STRIP
	35-115050-24	•	•	•				LH ANGLE
	35-115050-36	•	•	•				LH CAP STRIP
	35-115050-37	•	•	•				RH CAP STRIP
	35-115050-14	•	•	•				LH ANGLE
	35-115050-15	•	•	•				RH ANGLE
	35-115050-26	•	•	•				LH SPACER
	35-115050-94	•	•	•				LH ANGLE
	35-115050-95	•	•	•				RH ANGLE
	35-115050-96	•	•	•				LH ANGLE
	35-115050-97	•	•	•				RH ANGLE
	35-115050-72	•	•	•				ANGLE
	35-115050-74	•	•	•				ANGLE
	35-115050-76	•	•	•				ANGLE
	35-115050-63	•	•	•				RH SPACER
	35-115050-61	•	•	•				RH ANGLE
	35-115050-59	•	•	•				RH ANGLE
	35-115050-57	•	•	•				RH ANGLE
	35-115050-80	•	•	•				ANGLE
	35-115050-82	•	•	•				ANGLE

MODEL 35 PARTS CATALOG

FIGURE NO.	PART NO.	1	2	3	4	5	6	7	DESCRIPTION
18-CONT	35-115050-84	ANGLE
	35-115050-86	ANGLE
	35-115050-88	ANGLE
	45-115091-3	SHIM
	45-115091-5	SHIM
	35-115050 SA2	LH INRD WEB ASSEMBLY
	35-115050 SA3	RH INRD WEB ASSEMBLY
	35-115078-12	FLAP & AILERON LH ANGLE
	35-115078-13	FLAP & AILERON RH ANGLE
	35-115123-6	LH ANGLE
	35-115123-7	RH ANGLE
	35-115122-8	LH ANGLE
	35-115122-9	RH ANGLE
	35-115124-6	LH ANGLE
	35-115124-7	RH ANGLE
	35-115121-12	LH ANGLE TRAILING EDGE
	35-115109-18	RH ANGLE
	35-115100-8	LH ANGLE
	35-115044-4	MAIN RIB LH ANGLE
	35-115044-5	MAIN RIB RH ANGLE
	35-115051-12	MAIN RIB LH ANGLE
	35-115051-13	MAIN RIB RH ANGLE
	35-115042-4	MAIN RIB LH ANGLE
	35-115042-5	MAIN RIB RH ANGLE
	45-115092-8	RH ANGLE
	35-115096	LH RIB TAIL
	35-115045-6	LH ANGLE RIB ASSEMBLY
	35-115045-7	RH ANGLE RIB ASSEMBLY
	35-115032-4	LH ANGLE RIB ASSEMBLY
	35-115032-5	RH ANGLE RIB ASSEMBLY
	35-115033-4	ANGLE MAIN RIB
	35-115041-4	LH ANGLE MAIN RIB
	35-115041-5	RH ANGLE MAIN RIB
	35-115236	SUPPORT
	35-115079-4	LH ANGLE MAIN RIB
	35-115150-1	RH SUPPORT FLAP SLOT FAIRING
	35-115257	LH BRACKET AILERON HINGE
	35-115257-1	RH BRACKET AILERON HINGE
	35-115110-4	RH ANGLE RIB ASSEMBLY
	45-115091-7	SHIM
	35-521180 SA2	LH BELLCRANK ASSEMBLY /SEE FIG. 27/
	35-521180 SA3	RH BELLCRANK ASSEMBLY /SEE FIG. 27/
	AN4-16A	BOLT
	AN365-428	NUT
	AN960-416	WASHER
	AN4-12	BOLT
	AN960-416L	WASHER
	AN320-4	NUT
	AN380-2-2	PIN
	35-521188	CABLE ASSEMBLY
	35-521189	CABLE ASSEMBLY
	35-521181	FAIRLEAD
	AN515-8R10	SCRFW
	AN960-8 -	WASHER
	35-115200-12	LH GUSSET
	35-115200-13	RH GUSSET
	35-110062-1	LH GUSSET
	35-115142-38	LH CLIP
	35-115276	RH CLIP
	35-115265-602	LH SKIN ASSEMBLY
	35-115265-601	RH SKIN ASSEMBLY
	108424-4	RH CLIP
	35-115270	LH CLIP
	35-115270-1	RH CLIP
	35-115042-20	LH ANGLE
	35-115042-21	RH ANGLE

MODEL 35 PARTS CATALOG

FIGURE NO.	PART NO.	DESCRIPTION						
		1	2	3	4	5	6	7
18-CONT	35-115042-22	•	•					LH ANGLE
	35-115042-23	•	•					RH ANGLE
	35-115042-34	•	•					LH ANGLE
	35-115042-35	•	•					RH ANGLE
	35-115194-31	•	•					RH SKIN
	35-115236	•	•					RH SUPPORT
	35-115194-33	•	•					RH SKIN
	35-115267	•	•					RH CLIP
	35-361003 SA22	•	•					LH WIRING ASSEMBLY
	35-361003 SA13	•	•					RH WIRING ASSEMBLY
	49244	•	•					BAND
	49296	•	•					CLIP
	49245	•	•					LH BAND
	111505	•	•					CLIP
	AN530-8-4	•	•					SCREW
	AN960-8	•	•					WASHER
	AN931-9-13	•	•					GROMMET
	AN931-4-7	•	•					GROMMET
	49246	•	•					RH BAND
	35-115301 SA34	•	•					LH UPPER LINER ASSEMBLY
	35-115301 SA35	•	•					RH UPPER LINER ASSEMBLY
	35-115301-28	•	•					LH LINER
	35-115301-29	•	•					RH LINER
	35-115301-30	•	•					LH LINER
	35-115301-31	•	•					RH LINER
	35-115301-32	•	•					LH LINER
	35-115301-33	•	•					RH LINER
	35-115301-36	•	•					LH CLIP
	35-115301-37	•	•					RH CLIP
	35-115301-620	•	•					LH LINER ASSEMBLY
	35-115301-621	•	•					RH LINER ASSEMBLY
	35-921221-59	•	•					LH TUBE ASSEMBLY
	35-921221-60	•	•					RH TUBE ASSEMBLY
	35-921221-19	•	•					TUBE ASSEMBLY
	35-921221-23	•	•					LH TUBE ASSEMBLY
	35-921221-24	•	•					RH TUBE ASSEMBLY
	35-921221-25	•	•					LH TUBE ASSEMBLY
	35-921221-26	•	•					RH TUBE ASSEMBLY
	35-921221-21	•	•					TUBE ASSEMBLY
	50-920077	•	•					FLANGE
	1111-517700	•	•					CHECK VALVE
	AN743-12	•	•					CLIP
	MS21919-064	•	•					CLAMP
	AN515-8810	•	•					SCREW
	AN365-832	•	•					NUT
	AN960-8	•	•					WASHER
	AN737-22	•	•					CLAMP
	106242-4X3	•	•					TUBING
	35-115388-633	•	•					SPAR ASSEMBLY,LH LEADING EDGE & MAIN
	35-115388-634	•	•					SPAR ASSEMBLY,RH LEADING EDGE & MAIN
	50-110010-631	•	•					EDGE ASSEMBLY,LH INRD LEADING /SEE FIG. 19/
	50-110010-632	•	•					EDGE ASSEMBLY,RH INRD LEADING /SEE FIG. 19/
	50-110010-633	•	•					EDGE ASSEMBLY,LH OUTBD LEADING/SEE FIG. 19/
	50-110010-634	•	•					EDGE ASSEMBLY,RH OUTBD LEADING/SEE FIG. 19/
	50-110010-602	•	•					LH DOUPLER ASSEMBLY
	50-110010-603	•	•					RH DOUPLER ASSEMBLY
	50-110010-48	•	•					SPLICE
	50-110010-49	•	•					SPLICE
	50-110010-92	•	•					SPLICE
	50-110010-93	•	•					SPLICE
	35-324323-17	•	•					LH HOSE
	35-110061-1	•	•					LH FRONT SPAR ASSEMBLY
	35-110061-2	•	•					RH FRONT SPAR ASSEMBLY
	35-110061-601	•	•					LH CAP ASSEMBLY
	35-110061-602	•	•					RH CAP ASSEMBLY

MODEL 35 PARTS CATALOG

FIGURE NO.	PART NO.	DESCRIPTION						
		1	2	3	4	5	6	7
18-CONT	35-110061-603	.	.	.	LH	CAP	ASSEMBLY	
	35-110061-604	.	.	.	RH	CAP	ASSEMBLY	
	35-110061-605	.	.	.	LH	WEB	ASSEMBLY	
	35-110061-606	.	.	.	RH	WEB	ASSEMBLY	
	35-110061-607	.	.	.	LH	WEB	ASSEMBLY	
	35-110061-608	.	.	.	RH	WEB	ASSEMBLY	
	35-110061-609	.	.	.	LH	WEB	ASSEMBLY	
	35-110061-610	.	.	.	RH	WEB	ASSEMBLY	
	35-110061-611	.	.	.	LH	STIFFENER	ASSEMBLY	
	35-110061-612	.	.	.	RH	STIFFENER	ASSEMBLY	
	35-110061-3	.	.	.	TIE	PLATE		
	35-110061-5	.	.	.	TIE	PLATE		
	35-110061-11	.	.	.	LH	ANGLE		
	35-110061-12	.	.	.	RH	ANGLE		
	35-110061-13	.	.	.	LH	WEB		
	35-110061-14	.	.	.	RH	WEB		
	35-110061-17	.	.	.	TIE	PLATE		
	35-110061-19	.	.	.	TIE	PLATE		
	35-110061-29	.	.	.	LH	STIFFENER		
	35-110061-30	.	.	.	RH	STIFFENER		
	35-110061-31	.	.	.	LH	STIFFENER		
	35-110061-32	.	.	.	RH	STIFFENER		
	35-110061-33	.	.	.	STIFFENER			
	35-110061-35	.	.	.	SPACER			
	35-110061-37	.	.	.	SPACER			
	35-110061-43	.	.	.	LH	ANGLE		
	35-110061-44	.	.	.	RH	ANGLE		
	35-110061-57	.	.	.	STIFFENER			
	35-110061-59	.	.	.	LH	STIFFENER		
	35-110061-60	.	.	.	RH	STIFFENER		
	35-110061-71	.	.	.	LH	STIFFENER		
	35-110061-72	.	.	.	RH	STIFFENER		
	35-110061-75	.	.	.	LH	STIFFENER		
	35-110061-76	.	.	.	RH	STIFFENER		
	50-110003-80	.	.	.	LH	STIFFENER		
	50-110003-81	.	.	.	RH	STIFFENER		
	50-110003-84	.	.	.	ANGLE			
	50-110003-76	.	.	.	LH	STIFFENER		
	50-110003-77	.	.	.	RH	STIFFENER		
	50-110003-90	.	.	.	SPACER			
	35-110061-63	.	.	.	FITTING	ASSEMBLY		
	ALPPH-T-6-5	.	.	.	HUCK	BOLT		
	LC-C6	.	.	.	COLLAR			
	35-110061-67	.	.	.	FITTING	ASSEMBLY		
	AN3-6A	.	.	.	BOLT			
	AN960-10	.	.	.	WASHER			
	AN365-1032	.	.	.	NUT			
	35-115388-4	.	.	.	HINGE	PIN		
	35-115388-6	.	.	.	HINGE	PIN		
	AN525-832R12	.	.	.	SCREW			
	NAS220-9	.	.	.	SCREW			
	NAS220-8	.	.	.	SCREW			
	NAS220-10	.	.	.	SCREW			
	AN365-832	.	.	.	NUT			
	AN960-8	.	.	.	WASHER			
	35-115381	.	.	.	LH	FILLET	ASSEMBLY	
	35-115381-1	.	.	.	RH	FILLET	ASSEMBLY	
	49296	.	.	.	CLIP			
	49244	.	.	.	CLIP			
	AN931-4-7	.	.	.	GROMMET			
	AN931-3-5	.	.	.	GROMMET			
	35-361003 SA14	.	.	.	WIRE	ASSEMBLY		
	35-361107-602	.	.	.	WIRE	ASSEMBLY		
	AN525-832R12	.	.	.	LH	SCREW		
	AN525-832-10	.	.	.	RH	SCREW		

MODEL 35 PARTS CATALOG

FIGURE NO.	PART NO.	DESCRIPTION							
		1	2	3	4	5	6	7	
18-CONT	AN515-8K8	•							SCREW
	NAS220-9	•							LH SCREW
	NAS220-10	•							SCREW
	NAS220-7	•							RH SCREW
	NAS220-8	•							SCREW
	AN365-832	•							NUT
	AN960-8	•							WASHER
	AN737RM22	•							LH CLAMP
	49246	•							RH BAND
	49296	•							RH CLIP
	35-115388-4	•							HINGE PIN
	35-115388-6	•							HINGE PIN
	45-115053	•							CLIP ASSEMBLY
19	35-115010-653								EDGE ASSEMBLY,OUTBD LH LEADING
	35-115010 SA53	•							EDGE ASSEMBLY,OUTBD LH LEADING
	35-115034-2	•	•						RIB
	35-115035-2	•	•						RIB
	35-115035-4	•	•						ANGLE
	35-115036-2	•	•						RIB
	35-115036-4	•	•						ANGLE
	35-115038-2	•	•						RIB
	35-115038-4	•	•						ANGLE
	35-115211-2	•	•						SKIN NOSE SECTION
	C.O. #A9827-2	•	•						COVER
	Q3038	•	•						DOUBLER
	AN507-632-8	•	•						SCREW
19	35-115010-656								EDGE ASSEMBLY,OUTBD RH LEADING
	35-115010 SA56	•							EDGE ASSEMBLY,OUTBD RH LEADING
	35-115211-3	•	•						SKIN
	35-115038-1	•	•						SKIN
	35-115036-1	•	•						SKIN
	35-115035-1	•	•						SKIN
	35-115034-1	•	•						SKIN
19	50-110010-604								EDGE ASSEMBLY,WING OUTBD LH LEADING
	50-110010-605								EDGE ASSEMBLY,WING OUTBD RH LEADING
	35-115034	•							LH RIB ASSEMBLY
	35-115034-1	•							RH RIB ASSEMBLY
	35-115035	•							LH RIB ASSEMBLY
	35-115035-1	•							RH RIB ASSEMBLY
	35-115036	•							LH RIB ASSEMBLY
	35-115036-1	•							RH RIB ASSEMBLY
	35-115037	•							LH RIB ASSEMBLY
	35-115037-1	•							RH RIB ASSEMBLY
	35-115038	•							LH RIB ASSEMBLY
	35-115038-1	•							RH RIB ASSEMBLY
	35-115046	•							LH RIB ASSEMBLY
	35-115046-1	•							RH RIB ASSEMBLY
	50-110069	•							LH RIB ASSEMBLY
	50-110069-1	•							RH RIB ASSEMBLY
	50-110068	•							LH RIB ASSEMBLY
	50-110068-1	•							RH RIB ASSEMBLY
	50-110010-48	•							SPLICE
	50-110010-49	•							SPLICE
	50-110010-78	•							LH STRINGER
	50-110010-79	•							RH STRINGER

MODEL 35 PARTS CATALOG

FIGURE NO.	PART NO.	DESCRIPTION							
		1	2	3	4	5	6	7	
19-CONT	50-110010-82	• DOOR							
	AN507-1032R8	• SCREW							
	50-110010-106	• COVER							
	AN507-632-8	• SCREW							
	50-110010-108	• LH DOOR ASSEMBLY							
	50-110010-109	• RH DOOR ASSEMBLY							
	AN507-832-8	• SCREW							
	50-110010-56	• LH STRINGER							
	50-110010-57	• RH STRINGER							
	50-110010-157	• LH SKIN							
	50-110010-160	• RH SKIN							
	50-110010-74	• LH STRINGER							
	50-110010-75	• RH STRINGER							
	50-110010-76	• LH STRINGER							
	50-110010-77	• RH STRINGER							
	35-115211-8	• LH SKIN							
	35-115211-9	• RH SKIN							
	50-110066-604	• LH RIP ASSEMBLY							
	50-110066-605	• RH RIP ASSEMBLY							
	50-110010-28	• LH HINGE							
	50-110010-29	• RH HINGE							
	50-110010-30	• LH HINGE							
	50-110010-31	• RH HINGE							
	50-920077	• FLANGE ASSEMBLY							
	50-110010-92	• LH SPLICE							
	50-110010-93	• RH SPLICE							
	50-110010-94	• LH STRINGER							
	50-110010-95	• RH STRINGER							
	19	50-110010-631	EDGE ASSEMBLY,LH WING INBD LEADING						
		50-110010-632	EDGE ASSEMBLY,RH WING INBD LEADING						
50-110010-641		• LH BULKHEAD ASSEMBLY							
50-110010-642		• RH BULKHEAD ASSEMBLY							
AN931-4-7		• GROMMET							
50-110010-640		• DOUBLFR ASSEMBLY							
50-110010-647		• LH RIP ASSEMBLY							
50-110010-648		• RH RIP ASSEMBLY							
50-110080		• LH LINER ASSEMBLY							
50-110080-1		• RH LINER ASSEMBLY							
35-115387-1		• LH LINER ASSEMBLY							
35-115387-2		• RH LINER ASSEMBLY							
45-115053		• CLIP ASSEMBLY							
50-110010-119		• LH LINER ASSEMBLY							
50-110010-120		• RH LINER ASSEMBLY							
AN507-632-8		• SCREW							
50-110010-643		• LH RIP WEB ASSEMBLY							
50-110010-644		• RH RIP WEB ASSEMBLY							
50-110010-645		• LH ANGLE ASSEMBLY							
50-110010-646		• RH ANGLE ASSEMBLY							
50-110010-2		• LH FORMER							
50-110010-3		• RH FORMER							
50-110010-4		• LH FORMER							
50-110010-5		• RH FORMER							
50-110010-6		• LH FORMER							
50-110010-7		• RH FORMER							
50-110010-8		• LH FORMER							
50-110010-9		• RH FORMER							
50-110010-12		• LH FORMER							
50-110010-13		• RH FORMER							
50-110010-14	• LH FORMER								
50-110010-15	• RH FORMER								
50-110010-16	• LH FORMER								
50-110010-17	• RH FORMER								

MODEL 35 PARTS CATALOG

FIGURE NO.	PART NO.	DESCRIPTION						
		1	2	3	4	5	6	7
19-CONT	50-110010-18	•	LH	HINGE				
	50-110010-19	•	RH	HINGE				
	50-110010-20	•	LH	HINGE				
	50-110010-21	•	RH	HINGE				
	50-110010-22	•	LH	DOUBLER				
	50-110010-23	•	RH	DOUBLER				
	50-110010-24	•	LH	FORMER				
	50-110010-34	•		SUPPORT				
	50-110010-36	•		SUPPORT				
	50-110010-50	•	LH	STRINGER				
	50-110010-61	•	RH	STRINGER				
	50-110010-52	•	LH	STRINGER				
	50-110010-53	•	RH	STRINGER				
	50-110010-54	•	LH	STRINGER				
	50-110010-55	•	RH	STRINGER				
	50-110010-64	•	LH	FORMER				
	50-110010-65	•	RH	FORMER				
	50-110010-66	•	LH	DOUBLER				
	50-110010-67	•	RH	DOUBLER				
	50-110010-86	•	LH	DOUBLER				
	50-110010-87	•	RH	DOUBLER				
	50-110010-88	•		ANGLE				
	22A38-87	•		NUT PLATE				
	22A24-82	•		NUT PLATE				
	35-115166-4	•	LH	ANGLE				
	35-115166-5	•	RH	ANGLE				
	50-110046-10	•	LH	ANGLE				
	50-110046-11	•	RH	ANGLE				
	50-110010-127	•	LH	SKIN				
	50-110010-128	•	RH	SKIN				
	50-110010-129	•	RH	FORMER				
	50-110010-131	•	RH	REINFORCEMENT				
	50-110010-133	•	LH	SKIN				
	50-110010-134	•	RH	SKIN				
	50-110010-137	•	LH	FORMER				
	50-110010-138	•	RH	FORMER				
	50-110010-139	•	LH	FORMER				
	50-110010-140	•	RH	FORMER				
	50-110010-141	•	LH	FORMER				
	50-110010-142	•	RH	FORMER				
	35-115383-2	•	LH	RIP				
	35-115383-3	•	RH	RIP				
	35-550532	•		SCREEN				
	45-115028-22	•	LH	PLATE				
	45-115028-23	•	RH	PLATE				
	45-115011-1	•	LH	RIP				
	45-115011-2	•	RH	RIP				
	35-115078-9	•	RH	ANGLE				
	35-115078-11	•	RH	ANGLE				
	35-115213	•	RH	CLIP				
	35-115213-1	•	RH	CLIP				
	35-115214	•	RH	CLIP				
	35-115212	•	LH	CLIP				
	35-115212-1	•	RH	CLIP				
	35-115734	•		LINER				
	50-110062	•	LH	GUSSET				
	50-110062-1	•	RH	GUSSET				
	50-110056	•	LH	GUSSET				
	50-110056-1	•	RH	GUSSET				
	50-110064-8	•	LH	ANGLE				
	50-110064-9	•	RH	ANGLE				
	50-110010-637	•		RIB ASSEMBLY,NOSE LH				
	50-110010-638	•		RIB ASSEMBLY,NOSE RH				
	35-921153-23	•	LH	FUEL TUBE ASSEMBLY				
	35-921153-25	•	RH	FUEL TUBE ASSEMBLY				

MODEL 35 PARTS CATALOG

FIGURE NO.	PART NO.	DESCRIPTION						
		1	2	3	4	5	6	7
19-CONT	AN931-4-12	•	GROMMET					
	AN931-4-7	•	GROMMET					
	35-921153-21	•	LH FUEL TUBE ASSEMBLY					
	35-921154-39	•	LH FUEL TUBE ASSEMBLY					
	MS21919DG4	•	CLAMP					
	100696-D10-07-008	•	SPACER					
	AN515-10R12	•	SCREW					
	AN960-10	•	WASHER					
	AN365-1032	•	NUT					
	50-920077	•	FLANGE ASSEMBLY					
	AN515-8R10	•	RH SCREW					
	AN960-8	•	RH WASHER					
	AN365-832	•	RH NUT					
	NO NUMBER	•	LH HEATED PITOT WIRE ASSEMBLY					
	35-324323-11	•	LH PITOT & INSTRUMENT TUBE ASSEMBLY					
	MS21919-D64	•	LH CLAMP					
	AN515-8R6	•	LH SCREW					
	AN960-8	•	LH WASHER					
	AN365-832	•	LH NUT					
	AN931-4-7	•	LH GROMMET					
	MS21919-D64	•	LH CLAMP					
	100696-D10-07-08	•	LH SPACER					
	AN520-10R12	•	LH SCREW					
	AN960-10	•	LH WASHER					
	AN365-1032	•	LH NUT					
19	50-110010-633		EDGE ASSEMBLY,LH WING OUTSD LEADING					
	50-110010-634		EDGE ASSEMBLY,RH WING OUTSD LEADING					
	35-115034	•	LH RIR ASSEMBLY					
	35-115034-1	•	RH RIR ASSEMBLY					
	35-115035	•	LH RIR ASSEMBLY					
	35-115035-1	•	RH RIR ASSEMBLY					
	35-115036	•	LH RIR ASSEMBLY					
	35-115036-1	•	RH RIR ASSEMBLY					
	35-115037	•	LH RIR ASSEMBLY					
	35-115037-1	•	RH RIR ASSEMBLY					
	35-115038	•	LH RIR ASSEMBLY					
	35-115038-1	•	RH RIR ASSEMBLY					
	35-115046	•	LH RIR ASSEMBLY					
	35-115046-1	•	RH RIR ASSEMBLY					
	50-110068	•	LH RIR ASSEMBLY					
	50-110068-1	•	RH RIR ASSEMBLY					
	50-110069	•	LH RIR ASSEMBLY					
	50-110069-1	•	RH RIR ASSEMBLY					
	50-110010-78	•	LH STRINGER					
	50-110010-79	•	RH STRINGER					
	50-110010-56	•	LH STRINGER					
	50-110010-57	•	RH STRINGER					
	50-110010-70	•	LH SKIN					
	50-110010-73	•	RH SKIN					
	50-110010-74	•	LH STRINGER					
	50-110010-75	•	RH STRINGER					
	50-110010-76	•	LH STRINGER					
	50-110010-77	•	RH STRINGER					
	35-115211-2	•	LH SKIN					
	35-115211-3	•	RH SKIN					
	AN366F632	•	LH NUT PLATE					
	50-110010-28	•	LH HINGE					
	50-110010-29	•	RH HINGE					
50-110010-30	•	LH HINGE						
50-110010-31	•	RH HINGE						

MODEL 35 PARTS CATALOG

FIGURE NO.	PART NO.	DESCRIPTION						
		1	2	3	4	5	6	7
19-CONT	50-110010-94	•	LH	STRINGER				
	50-110010-95	•	RH	STRINGER				
	35-361025 SA2	•	LH	WIRE ASSEMBLY				
	AN366F632	•	LH	NUT PLATE				
	AN515-6-5	•	LH	SCREW				
	AN960-6	•	LH	WASHER				
	AN365-632	•	LH	NUT				
	50-110066-606	•	RIB ASSEMBLY,LH	LANDING LIGHT				
	50-110066-607	•	RIB ASSEMBLY,RH	LANDING LIGHT				
	50-110066-24	•	LH	RETAINER				
	50-110066-25	•	RH	RETAINER				
	HIS-832	•	NUT					
	AN366F832	•	NUT					
	22A17-82	•	NUT					
	35-361003 SA10	•	GROUND WIRING ASSEMBLY					
	AN520-10-8	•	LH	SCREW				
	AN520-10-10	•	RH	SCREW				
	AN960D10	•	WASHER					
	AN365-1032	•	NUT					
	20	35-115032 SA2	RIB ASSEMBLY,LH					
35-115032 SA3		RIB ASSEMBLY,RH						
35-115032-2		•	LH	RIB				
35-115032-3		•	RH	RIB				
35-115032-6		•	LH	ANGLE				
35-115032-7	•	RH	ANGLE					
20	35-115033 SA2	RIB ASSEMBLY,LH						
	35-115033 SA3	RIB ASSEMBLY,RH						
	35-115033-2	•	LH	RIB				
	35-115033-3	•	RH	RIB				
	35-115033-6	•	LH	ANGLE				
35-115033-7	•	RH	ANGLE					
20	35-115042-603	RIB ASSEMBLY,LH						
	35-115042-604	RIB ASSEMBLY,RH						
	35-115042-14	•	LH	ANGLE				
	35-115042-15	•	RH	ANGLE				
	35-115042-24	•	LH	RIB				
	35-115042-25	•	RH	RIB				
	35-115042-26	•	LH	CHANNEL				
	35-115042-27	•	RH	CHANNEL				
	35-115042-28	•	LH	CHANNEL				
	35-115042-29	•	RH	CHANNEL				
	35-115042-30	•	LH	CHANNEL				
	35-115042-31	•	RH	CHANNEL				
	35-115042-32	•	LH	CHANNEL				
	35-115042-33	•	RH	CHANNEL				
	35-115042-36	•	LH	REINFORCEMENT				
	35-115042-37	•	RH	REINFORCEMENT				

MODEL 35 PARTS CATALOG

FIGURE NO.	PART NO.	DESCRIPTION						
		1	2	3	4	5	6	7
20	35-115045 SA2	RIB ASSEMBLY,LH						
	35-115045 SA3	RIB ASSEMBLY,RH						
	35-115045-2	• LH RIB						
	35-115045-3	• RH RIB						
	35-115045-4	• LH SECTION						
	35-115045-5	• RH SECTION						
	35-115045-8	• LH REINFORCEMENT						
	35-115045-9	• RH REINFORCEMENT						
20	35-115051-606	RIB ASSEMBLY,LH						
	35-115051-607	RIB ASSEMBLY,RH						
	35-115051-2	• LH RIB						
	35-115051-3	• RH RIB						
	35-115051-4	• LH ANGLE						
	35-115051-5	• RH ANGLE						
	35-115051-6	• LH ANGLE						
	35-115051-7	• RH ANGLE						
	35-115051-8	• LH ANGLE						
	35-115051-9	• RH ANGLE						
	35-115051-10	• LH ANGLE						
	35-115051-11	• RH ANGLE						
	35-115051-16	• PLATE						
	35-115051-44	• LH COVER						
	35-115051-45	• RH COVER						
	35-115051-20	• ANGLE						
	35-115051-22	• LH ANGLE						
	35-115051-23	• RH ANGLE						
	35-115051-24	• LH ANGLE						
	35-115051-25	• RH ANGLE						
	35-115270	• LH CLIP						
	35-115270-1	• RH CLIP						
	35-115051-36	• LH CHANNEL						
	35-115051-37	• RH CHANNEL						
	35-115051-38	• LH CHANNEL						
	35-115051-39	• RH CHANNEL						
	35-115051-40	• LH ANGLE						
	35-115051-41	• RH ANGLE						
	35-115051-42	• LH ANGLE						
	35-115051-43	• RH ANGLE						
	27A17-82	• ANCHOR NUT						
	100951-00-032-006-016	• WASHER						
	A6195-8Z-24A	• ANCHOR NUT						
AN530-8-4	• SCREW							
AN366F832	• NUT							
50726	• PLUG BUTTON							
20	35-115070-602	RIB ASSEMBLY,LH						
	35-115070-28	• RIB						
	35-115070-8	• ANGLE						
	35-115070-10	• ANGLE						
	35-115070-12	• ANGLE						
	35-115070-16	• ANGLE						
	35-115070-18	• ANGLE						
	35-115070-22	• CLIP						
	35-115070-30	• ANGLE						
	35-115070-4	• ANGLE						

MODEL 35 PARTS CATALOG

FIGURE NO.	PART NO.	DESCRIPTION						
		1	2	3	4	5	6	7
20	35-115106-602	RIB ASSEMBLY,RH						
	45-115092-4	• RIB						
	45-115092-6	• ANGLE						
20	35-115130-602	RIB ASSEMBLY,RH						
	35-115130-30	• RIB						
	45-115076-8	• ANGLE						
	35-115130-10	• ANGLE						
	35-115130-22	• BRACKET						
	35-115130-24	• BRACKET						
	35-115070-9	• ANGLE						
	35-115070-11	• ANGLE						
	35-115070-13	• ANGLE						
	35-115070-23	• CLIP						
	35-115130-32	• ANGLE						
20	35-115301-601	TRACK ASSEMBLY,INRD FLAP LH						
	35-115301-602	TRACK ASSEMBLY,INRD FLAP RH						
	35-115397-1	• LH ANGLE						
	35-115397-3	• LH ANGLE						
	35-115397-6	• RH ANGLE						
	35-115397-8	• RH ANGLE						
	35-115395	• SUPPORT						
	35-115390	• BRACKET						
	35-115396-1	• LH CLIP						
	35-115396-2	• RH CLIP						
	35-115396-3	• LH CLIP						
	35-115396-4	• RH CLIP						
	35-115394-1	• LH SUPPORT						
	35-115398-1	• LH STIFFENER						
	35-115398-2	• RH STIFFENER						
	35-115398-3	• LH STIFFENER						
	35-115398-4	• RH STIFFENER						
	22A17-82	• LH NUT PLATE						
20	35-115301-603	TRACK ASSEMBLY,OUTRD FLAP LH						
	35-115301-604	TRACK ASSEMBLY,OUTRD FLAP RH						
	35-115391-1	• LH ANGLE						
	35-115391-2	• RH ANGLE						
	35-115395	• SUPPORT						
	35-115391-3	• LH ANGLE						
	35-115391-4	• RH ANGLE						
	35-115393-1	• LH CLIP						
	35-115393-2	• RH CLIP						
	35-115393-3	• LH CLIP						
	35-115393-4	• RH CLIP						
	35-115389	• BRACKET						
	35-115392-1	• LH STIFFENER						
	35-115392-2	• RH STIFFENER						
	35-115392-3	• LH STIFFENER						
	35-115392-4	• RH STIFFENER						

MODEL 35 PARTS CATALOG

FIGURE NO.	PART NO.	DESCRIPTION						
		1	2	3	4	5	6	7
20	35-115303 SA2	RIB ASSEMBLY,LH						
	35-115100-2	• RIB						
	35-115100-18	• DOUBLER						
	35-115100-20	• CLIP						
	35-115255	• FAIRLEAD						
	35-115100-22	• ANGLE						
	35-115100-24	• ANGLE						
	A6195-6Z-1	• NUT						
	41960	• BAND						
	AN515-6-4	• SCREW						
	AN365-632	• NUT						
	AN960-6L	• WASHER						
	AN227-7B	• SOCKET						
	AN227-9B	• EYELET						
20	35-115304 SA2	RIB ASSEMBLY,RH						
	35-115109-2	• • RIB						
	35-115109-20	• • ANGLE						
20	45-115044 SA2	RIB ASSEMBLY,LH						
	45-115044 SA3	RIB ASSEMBLY,RH						
	45-115044-2	• LH RIB						
	45-115044-3	• RH RIB						
	35-115044-6	• LH ANGLE						
	35-115044-7	• RH ANGLE						
	45-115044-4	• LH ANGLE						
	45-115044-5	• RH ANGLE						
22	35-165050-605	FLAP ASSEMBLY,LH						
	35-165050-606	FLAP ASSEMBLY,RH						
	35-165050-30	• BRACKET						
	35-165050-31	• BRACKET						
	35-165050-34	• BRACKET						
	35-165050-35	• BRACKET						
	35-165050-68	• LH SPAR						
	35-165050-69	• RH SPAR						
	35-165051-8	• LH SKIN						
	35-165051-9	• RH SKIN						
	35-165050-74	• LH RIB						
	35-165050-75	• RH RIB						
	35-165050-76	• LH RIB						
	35-165050-77	• RH RIB						
	35-165050-84	• RIB						
	35-165050-40	• BRACKET						
	35-165050-62	• ANGLE						
	35-165050-63	• ANGLE						
	35-165050-64	• ANGLE						
	35-165050-65	• ANGLE						
	35-165050-70	• LH SPACER						
	35-165050-71	• RH SPACER						
	35-165050-73	• RH CORRUGATION						
	35-165050-81	• RH DOUBLER						
	45-361119-1	• CAM						
	50-160012-1	• LH RIB						
	50-160012-2	• RH RIB						
	50-160013-1	• LH RIB						
	50-160013-2	• RH RIB						
	CP6P	• BONDING WIRE						

MODEL 35 PARTS CATALOG

FIGURE NO.	PART NO.	DESCRIPTION						
		1	2	3	4	5	6	7
22-CONT	AN526-632-7	•	SCREW					
	AN960-6	•	WASHER					
	AN365-632	•	NUT					
	AN366F1032	•	NUT PLATE					
	103637	•	PLACARD					
	49384	•	FASTENER					
	100951-S-063-007-012	•	WASHER					
AN520-10-8	•	SCREW						
24	45-521212 SA4		ACTUATOR ASSEMBLY,FLAP LH					
	45-521212 SA5		ACTUATOR ASSEMBLY,FLAP RH					
	45-521212-2	•	PIN					
	35-521213	•	HOUSING					
	45-521214	•	LH PISTON					
	45-521214-1	•	RH PISTON					
	35-521215	•	PLUG					
	45-521216	•	LH SCREW					
	45-521216-1	•	RH SCREW					
	AN6227-13	•	SEAL					
	S5S	•	BEARING					
	NAS50-112	•	RETAINER RING					
	11216	•	SEAL					
	35-521230	•	SPACER					
	45-521212-10	•	SHAFT & CASING ASSEMBLY,ACTUATOR					
	35-521229	•	COLLAR					
	SK4501A-63-5/16	•	FLEX SHAFT & CASING ASSEMBLY					
35-521230-2	•	SPACER						
26	35-650005-601		STABILIZER ASSEMBLY,LH					
	35-650005-602		STABILIZER ASSEMBLY,RH					
	35-650005-603	•	SPAR ASSEMBLY,REAR					
	35-650005-37	•	SPAR					
	35-650005-39	•	DOURLER					
	35-650005-41	•	ANGLE					
	35-650005-42	•	ANGLE					
	45-620011-10	•	BUSHING					
	35-650122-2	•	HINGE					
	B-55	•	BEARING					
	35-650005-604	•	SPAR ASSEMBLY,FRONT					
	35-650005-5	•	SPAR					
	35-650005-21	•	DOURLER					
	35-650017-4	•	BUSHING					
	35-650022	•	BRACKET					
	35-650022-1	•	BRACKET					
	NAS303-27-0603	•	LH CABLE ASSEMBLY					
	NAS303-27-0587	•	LH CABLE ASSEMBLY					
	NAS303-27-0581	•	RH CABLE ASSEMBLY					
	NAS303-27-0594	•	RH CABLE ASSEMBLY					
	AN210-2A	•	PULLEY					
	AN380-2-2	•	PIN					
	AN365-1032	•	NUT					
AN960-10	•	WASHER						
AN392-21	•	PIN						
35-650128	•	RIB						
35-650129	•	RIB						
35-650130	•	RIB						
35-650131	•	RIB						
35-650132	•	RIB						

MODEL 35 PARTS CATALOG

FIGURE NO.	PART NO.	DESCRIPTION						
		1	2	3	4	5	6	7
26-CONT	35-650005-3	•	LH	NOSE	SKIN			
	35-650005-4	•	RH	NOSE	SKIN			
	35-650005-7	•	STIFFENER					
	35-650005-8	•	STIFFENER					
	35-650005-13	•	GUSSET					
	35-650005-14	•	GUSSET					
	35-650009-30	•	STIFFENER					
	35-650005-606	•	RIB ASSEMBLY					
	35-650005-608	•	RIB ASSEMBLY					
	35-650005-15	•	RIB					
	35-650005-17	•	RIB					
	35-650005-43	•	ANGLE					
	35-650005-44	•	ANGLE					
	35-650005-45	•	ANGLE					
	35-650005-46	•	ANGLE					
	35-650005-9	•	UPPER LH SKIN					
	35-650005-10	•	UPPER RH SKIN					
	35-650005-11	•	LOWER LH SKIN					
	35-650005-12	•	LOWER RH SKIN					
	35-650005-25	•	CLOSURE RIB					
	35-650005-27	•	RIB					
	35-650005-31	•	RIB					
	35-650005-33	•	RIB					
	35-650005-19	•	DOUBLER					
	35-650005-20	•	DOUBLER					
	35-650005-23	•	TIP					
	35-650009-28	•	SHIM					
	35-650121-4	•	HINGE ASSEMBLY					
	35-650010-22	•	COVER					
	35-650010-20	•	CLIP					
	103637	•	PLACARD					
	111722 X 67-1/2	•	RUBBER EXT.					
	AN507-832-8	•	SCREW					
	22A3-82	•	NUT					
A8K-120	•	RIVNUT						
AN3-11A	•	BOLT						
49284	•	FASTENER						
26	35-660002-601	ELEVATOR ASSEMBLY,LH						
	35-660002-602	ELEVATOR ASSEMBLY,RH						
	35-660002-13	•	GUSSET					
	35-660002-15	•	RIB					
	35-660002-17	•	SPAR					
	35-660002-19	•	LH SPAR					
	35-660002-20	•	RH SPAR					
	35-660002-25	•	LH SKIN					
	35-660002-26	•	RH SKIN					
	35-660002-27	•	RIB					
	35-660002-29	•	RIB					
	45-610005-10	•	DOUBLER					
	45-610005-12	•	SPACEP					
	45-610005-16	•	RIB					
	45-610005-28	•	RIB					
	45-610005-54	•	LH HINGE					
	45-610005-55	•	LH HINGE					
	45-610005-94	•	RIB					
	45-610005-98	•	RIB					
	45-610005-104	•	LH CHANNEL					
	45-610005-105	•	RH CHANNEL					
45-610005-106	•	LH CHANNEL						
45-610005-107	•	RH CHANNEL						
45-610008	•	SPAR						

MODEL 35 PARTS CATALOG

FIGURE NO.	PART NO.	DESCRIPTION						
		1	2	3	4	5	6	7
26-CONT	35-660031	•	LH	FITTING				
	35-660031-1	•	RH	FITTING				
	35-660040-42	•	DOUBLER					
	35-660040-46	•	BRACKET					
	AN366F832	•	NUT	PLATE				
	AN366F1032	•	NUT	PLATE				
	22A17-82	•	NUT	PLATE				
	22A17A-82	•	NUT	PLATE				
	AN365-1037	•	NUT					
	AN365-632	•	NUT					
	AN23-10A	•	BOLT					
	NAS43DD-1-25	•	SPACER					
	AN96006	•	WASHER					
	AN960-10	•	WASHER					
	112105	•	WASHER					
	49384	•	FASTENER					
	AN515-632R12	•	SCREW					
	103637	•	PLACARD					
	35-660002-608	•	BALANCE ASSEMBLY					
	35-660002-7	•	• SKIN					
	35-660002-11	•	• RIB					
	35-660002-9	•	WEIGHT					
	35-660042-1	•	WASHER					
	35-660042-3	•	WASHER					
	AN507-832R7	•	SCREW					
	AN970-3	•	WASHER					
	AN365-1032	•	NUT					
	35-660043-3	•	SKIN					
	35-660043-4	•	SKIN					
	35-660043-5	•	RIB					
	35-660043-6	•	RIB					
	35-660043-7	•	RIB					
	35-660043-9	•	CONTROL RIB					
	35-660043-10	•	CONTROL RIB					
	35-660043-11	•	BRACKET					
	35-660043-13	•	INSD RIB					
	35-660043-14	•	INSD RIB					
	35-660043-15	•	HORN					
	35-660043-17	•	HINGE					
	35-660043-18	•	HINGE					
	35-660043-19	•	RIB					
	35-660043-20	•	RIB					
	35-660043-21	•	RIB					
	35-660043-22	•	RIB					
	35-660044	•	HINGE PIN					
	27	35-521180 SA2		BELLCRANK ASSEMBLY,AILERON CONTROL LH				
		35-521180 SA3		BELLCRANK ASSEMBLY,AILERON CONTROL RH				
35-521158-2		•	BELLCRANK					
35-521158-3		•	BELLCRANK					
105740-X0190-0252-0190		•	BUSHING					
AR4		•	BEARING					
AN316-5R		•	NUT					
S-125-111-003		•	BOLT					
AN320-4		•	NUT					
AN960-416L		•	WASHER					
AN380-2-2		•	PIN					
AN960-10L		•	WASHER					
AN320-3		•	NUT					
AN380-2-2		•	PIN					
35-521152-4		•	TUBE					

MODEL 35 PARTS CATALOG

FIGURE NO.	PART NO.	DESCRIPTION						
		1	2	3	4	5	6	7
27-CONT	HM-4	•	•	•	•	•	•	•
	AN316-4R	•	•	•	•	•	•	•
	35-521190	•	•	•	•	•	•	•
	HML-4	•	•	•	•	•	•	•
	35-521186	•	•	•	•	•	•	•
	35-521187	•	•	•	•	•	•	•
	AN316-4L	•	•	•	•	•	•	•
33	35-815001-608	GEAR ASSEMBLY, MAIN LANDING LH						
	35-815001-609	GEAR ASSEMBLY, MAIN LANDING RH						
	35-810150-4	•	•	•	•	•	•	•
	35-810150-5	•	•	•	•	•	•	•
	45-815202	•	•	•	•	•	•	•
	45-815202-1	•	•	•	•	•	•	•
	45-815202-2	•	•	•	•	•	•	•
	45-815203-3	•	•	•	•	•	•	•
	45-815217-4	•	•	•	•	•	•	•
	35-815088-10	•	•	•	•	•	•	•
	AN809-1	•	•	•	•	•	•	•
	AN813-1A	•	•	•	•	•	•	•
	AN902-5	•	•	•	•	•	•	•
	45-815224	•	•	•	•	•	•	•
	AN6230-2	•	•	•	•	•	•	•
	45-815225	•	•	•	•	•	•	•
	NAS50-200	•	•	•	•	•	•	•
	45-815232	•	•	•	•	•	•	•
	AN6227-31	•	•	•	•	•	•	•
	AN6227-6	•	•	•	•	•	•	•
	45-815201-2	•	•	•	•	•	•	•
	111200-6	•	•	•	•	•	•	•
	AN6231A20	•	•	•	•	•	•	•
	45-815014	•	•	•	•	•	•	•
	AN392-27	•	•	•	•	•	•	•
	AN392-23	•	•	•	•	•	•	•
	AN380-2-1	•	•	•	•	•	•	•
	45-815011-6	•	•	•	•	•	•	•
	45-815015-6	•	•	•	•	•	•	•
	105739-50312-	•	•	•	•	•	•	•
	0436-0431	•	•	•	•	•	•	•
	AN5-13	•	•	•	•	•	•	•
	AN310-5	•	•	•	•	•	•	•
	AN960-516	•	•	•	•	•	•	•
	AN380-2-3	•	•	•	•	•	•	•
	35-815081	•	•	•	•	•	•	•
	AN365-524	•	•	•	•	•	•	•
	MS15002-1	•	•	•	•	•	•	•
	16	•	•	•	•	•	•	•
	35-810072	•	•	•	•	•	•	•
	35-815023	•	•	•	•	•	•	•
	511731	•	•	•	•	•	•	•
	AN7502-24	•	•	•	•	•	•	•
	95-3218	•	•	•	•	•	•	•
	AN6204-2	•	•	•	•	•	•	•
	6.5" X 8	•	•	•	•	•	•	•
	9530949	•	•	•	•	•	•	•
	AN10A	•	•	•	•	•	•	•
	AN950-416	•	•	•	•	•	•	•
	AN365-428	•	•	•	•	•	•	•
	AN380-4-8	•	•	•	•	•	•	•
	35-815004	•	•	•	•	•	•	•
	35-815004-1	•	•	•	•	•	•	•
	AN832-4D	•	•	•	•	•	•	•

MODEL 35 PARTS CATALOG

FIGURE NO.	PART NO.	DESCRIPTION							
		1	2	3	4	5	6	7	
33-CONT	AN960-716	•	WASHER						
	AN924-4	•	NUT						
	AN6271-4-15-3/8	•	HOSE ASSEMBLY						
	35-815043	•	TUBE ASSEMBLY						
	35-815044	•	TUBE ASSEMBLY						
	35-815038	•	CLAMP ASSEMBLY						
	AN815-4D	•	UNION						
	AN902-4	•	GASKET						
	AN742-15	•	CLAMP						
	AN742-6C	•	CLAMP						
	AN3-4A	•	BOLT						
	AN960-10	•	WASHER						
	AN365-1032	•	NUT						
	AN4-7A	•	BOLT						
	AN4-7	•	BOLT						
	AN365-428	•	NUT						
	AN742D10C	•	CLAMP						
	AN526-1032-9	•	SCREW						
	AN742D12	•	CLAMP						
	AN310-3	•	NUT						
	AN380-2-2	•	PIN						
	AN960-10L	•	WASHER						
	35	35-815155 SA2		BRACE ASSEMBLY,MAIN LANDING GEAR LH					
		35-815155 SA3		BRACE ASSEMBLY,MAIN LANDING GEAR RH					
		35-815102	•	LH BRACE ASSEMBLY					
		35-815102-1	•	RH BRACE ASSEMBLY					
		35-815122	•	RUSHING					
105982-4A-12-002		•	BOLT						
AN316-4R		•	NUT						
1729		•	FITTING						
NAS505-5J		•	BEARING						
NAS55-17/M/		•	BOLT						
AN960-716		•	WASHER						
AN960-516		•	WASHER						
AN310-2/M/		•	NUT						
AN380-2-2		•	COTTER PIN						
35-815129-2		•	GEAR PTRACT LEG						
AN944-201		•	FITTING						
38		35-825125-602		AXLE & PISTON ASSEMBLY,NOSE WHEEL					
	35-825125-604	•	PISTON & FORK ASSEMBLY						
	35-825128	•	AXLE ASSEMBLY						
46	35-550502-605		DUCT ASSEMBLY,ENGINE COMPARTMENT HEAT & VENT						
	35-550502-6	•	CHANNEL						
	35-550502-18	•	DUCT						
	35-550502-20	•	CHANNEL						
	35-550502-22	•	CHANNEL						
	35-550502-24	•	RACK						
	115167	•	DUCT						
	A6310-6Z-3	•	NUT						
AN530-6R6	•	SCREW							

MODEL 35 PARTS CATALOG

FIG. & INDEX NO.	PART NO.	DESCRIPTION						
		1	2	3	4	5	6	7
48	35-910160-602	COWL ASSEMBLY,ENGINE LH						
	35-910160-603	COWL ASSEMBLY,ENGINE RH						
	35-910160-604	. FRAME ASSEMBLY,NOSE COWLING LH						
	35-910160-605	. FRAME ASSEMBLY,NOSE COWLING RH						
	35-910160-26	. . LH SKIN						
	35-910160-27	. . RH SKIN						
	35-910160-28	. . LH FRAME						
	35-910160-29	. . RH FRAME						
	35-910103	. . LH HINGE						
	35-910103-1	. . RH HINGE						
	35-910160-610	. . LH FLANGE ASSEMBLY						
	35-910160-611	. . RH FLANGE ASSEMBLY						
	35-910160-612	. . LH FLANGE ASSEMBLY						
	35-910160-613	. . RH FLANGE ASSEMBLY						
	35-910160-614	. . LH FLANGE ASSEMBLY						
	35-910160-606	. . RH FLANGE ASSEMBLY						
	35-910160-607	. . LH FLANGE ASSEMBLY						
	35-910160-608	. . RH FLANGE ASSEMBLY						
	35-910160-609	. . LH FLANGE ASSEMBLY						
	35-910160-20	. . STIFFENER						
	35-910160-53	. . STIFFENER						
	35-910109	. BRACKET						
	35-910108	. ROD						
	AN380-2-2	. COTTER PIN						
	185678	. CLIP						
	35-910107-2	. BRACKET						
	A5-30	. FASTENER						
	GA5-312	. GROMMET						
	35-910160-8	. LH HALF HINGE						
	105774-C-090-00212	. PIN						
35-910160-30	. LH DOOR ASSEMBLY							
53	278-102-612	PROPELLER ASSEMBLY,FLANGED SHAFT /D-4866 THRU D-5029/						
	278-111-604	PROPELLER ASSEMBLY,FLANGED SHAFT /D-5030 THRU D-5300,EXCEPT D-5170 AND D-5293/						
	278-112-602	PROPELLER ASSEMBLY,FLANGED SHAFT /D-5170,D-5293 AND D-5301 THRU D-5330/						
	278-114-602	PROPELLER ASSEMBLY,FLANGED SHAFT /D-5331 THRU D-6561/						
	278-201	. PISTON ASSEMBLY						
	5140-534002-36	. O RING						
	278-301	. YOKE						
	AN365-720/M/	. NUT						
	AN960-716	. WASHER						
	278-302	. PARTITION						
	AN123891	. SEAL						
	278-336	. BOLT						
	AN123861	. SEAL						
	AN123862	. SEAL						
	278-304	. GUIDE						
	NAS50-287	. SNAP RING						
	AN123872	. SEAL						
	AN960-416L	. WASHER /D-5331 THRU D-6561/						
	100951-S-063-008-024	. WASHER /D-5331 THRU D-6561/						
	278-308	. NUT						
	AN960-616L	. WASHER						
	278-350	. YOKE						
	215-317	. BUSHING						
	215-318	. BOLT						
	AN365-524/M/	. NUT						
	AN960-516	. WASHER						
	278-340	. LOCK						

MODEL 35 PARTS CATALOG

FIG. & INDEX NO.	PART NO.	DESCRIPTION
53-CONT	278-381	• BULK ASSEMBLY /D-4866 THRU D-5300,EXCEPT D-5170 AND D-5293/
	278-240	• BULK ASSEMBLY /D-5170,D-5293 AND D-5301 THRU D-6561/
	278-383	• BRACKET ASSEMBLY
	AN365-428/M/	• NUT
	AN4-6A/M/	• BOLT
	AN960-416L	• WASHER
	AN4-5A/M/	• BOLT
	278-346	• LOCK
	AN960-416L	• WASHER
	AN4H4A/M/	• BOLT
	AN960-416L	• WASHER
	278-204-21	• HUB ASSEMBLY,PROPELLER
	278-204-15	• • HOUSING
	278-204-17	• • SHAFT
	278-204-19	• • SUPPORT
	278-204-7	• • LUG
	278-204-8	• • LUG
	278-204-9	• • BUSHING
	278-204-11	• • BUSHING
	278-329	• STUD /D-4866 THRU D-5029/
	278-306	• PIN
	MS15001-1	• FITTING
	278-377-608	• BULKHEAD ASSEMBLY
	278-377-602	• • BULKHEAD ASSEMBLY
	278-377-3	• • PAD
	278-377-1	• • • BULKHEAD
	SS48408/M/	• • • TEE NUT
	AN3H3A/M/	• BOLT
	278-310	• PLACARD D-5030 THRU D-6561/
	AN960-10L	• WASHER
	AN74A-3/M/	• BOLT
	AN74A-4/M/	• BOLT
	AN74A-5/M/	• BOLT
	AN960-416	• WASHER
	AN535-0-2	• SCREW
	278-208-84-602	• BLADE ASSEMBLY,ALUMINUM PROPELLER /D-4866 THRU D-5300,EXCEPT D-5170 AND D-5293/
	278-209-84-602	• BLADE ASSEMBLY,ALUMINUM PROPELLER /D-5170, D-5293 AND D-5301 THRU D-5330/
	278-209-84-603	• BLADE ASSEMBLY,ALUMINUM PROPELLER /ONE BLADE WITH MATCHED SET OF WEIGHTS/ /D-5170,D-5293 AND D-5301 THRU D-5330/
	278-214-82-602	• BLADE ASSEMBLY,ALUMINUM PROPELLER /D-5331 THRU D-6561/
	278-208-84-3	• • BLADE
	215-359-88	• • FORGING
	B200-313	• • NUT
	NO NUMBER	• • TUBE
	215-312	• • RETAINER
	215-338	• • FORGING
	R203-328	• • WEIGHT
	215-319-10	• • RACE ASSEMBLY
	NO NUMBER	• • BEARING BALL
	PRP6227-47	• • GASKET
	1032HF-3	• • SET SCREW
	1/4-20NC-3	• • SET SCREW
	R210-208-602	• • RING ASSEMBLY,BALANCE /D-4866 THRU D-5300, EXCEPT D-5170 AND D-5293/
	R201-326	• • • LUG
	R201-327	• • • RING
	R201-326	• • LUG /D-5170,D-5293 AND D-5301 THRU D-6561/
	5-1/8 O.D.	• • TUBE /D-5170,D-5293 AND D-5301 THRU D-6561/
	R201-327	• • RING /D-5170,D-5293 AND D-5301 THRU D-6561/
	NO NUMBER	• • STEEL SHEET D-5170,D-5293 AND D-5301 THRU D-6561/
	1/4-20NC-3	• • CAP SCREW /D-5170,D-5293 AND D-5301 THRU D-6561/
	279-341	• • DECAL PLACARD

MODEL 35 PARTS CATALOG

FIG. & INDEX NO.	PART NO.	DESCRIPTION						
		1	2	3	4	5	6	7
53-CONT	AN6-13A/M/	.	.	BOLT /D-5170,D-5293 AND D-5301 THRU D-5330/				
	AN6-21A/M/	.	.	BOLT /D-5170,D-5293 AND D-5301 THRU D-5330/				
	MS20365-624/M/	.	.	NUT /D-5170,D-5293 AND D-5301 THRU D-5330/				
	AN960-616	.	.	WASHER /D-5170,D-5293 AND D-5301 THRU D-5330/				
	278-359-3	.	.	WEIGHT SET /D-5170,D-5293 AND D-5301 THRU D-5330/				
	AN6230B20	.	.	O RING /D-4866 THRU D-5300,EXCEPT D-5170 AND D-5293/				
	AN123902	.	.	O RING /D-5170,D-5293 AND D-5300 THRU D-6561/				
61	35-524575 SA8	ARM ASSEMBLY,DUAL CONTROL						
	35-524575-606	ARM ASSEMBLY,DUAL CONTROL						
	35-524261-8	.	ARM					
	AN201K10A	.	BEARING					
	3-78K	.	BEARING					
	35-524048	.	SPROCKET					
	35-524576	.	KEY					
	35-524139	.	CHAIN ASSEMBLY					
	35-524141	.	CONNECTOR					
	35-524262-1	.	SPROCKET					
	AN320-7	.	NUT					
	AN380-3-4	.	PIN					
	100943-035-005- 108-8	.	SPRING					
	35-524587	.	COVER					
	35-524591 SA8 51020	.	WHEEL					
		.	PLUG					
	35-524602	.	FRAME /D-4866 THRU D-5330/					
	35-524603	.	LENS /D-4866 THRU D-5330/					
	AN960-6	.	WASHER /D-4866 THRU D-5330/					
	AN365-632	.	NUT /D-4866 THRU D-5330/					
	35-524636-3	.	BACKING /D-4866 THRU D-5330/					
	35-524636-5	.	BACKING /D-4866 THRU D-5330/					
	35-524636-7	.	PLATE ASSEMBLY /D-4866 THRU D-5330/					
	35-524639	.	FRAME ASSEMBLY /D-5331 THRU D-6561/					
	414-534010	.	INSIGNIA BUTTON /D-5331 THRU D-6561/					
	414-187098-3	.	DISC /D-5331 THRU D-6561/					
	35-524640	.	PLATE /D-5331 THRU D-6561/					
	AN960-6L	.	WASHER /D-5331 THRU D-6561/					
	AN365-632	.	NUT /D-5331 THRU D-6561/					
	NAS482-1	.	NUT /D-5331 THRU D-6561/					
	35-524241	.	BUSHING					
	AN201K10A	.	BEARING					
	35-524048	.	SPROCKET					
	35-524576	.	KEY					
	35-524139	.	CHAIN ASSEMBLY					
	35-524141	.	CONNECTOR					
	35-524096	.	KNOB					
	35-524095	.	PIN					
	51020	.	PLUG					
	35-524591 SA6	.	WHEEL					
	35-524602	.	FRAME /D-4866 THRU D-5330/					
	35-524603	.	LENS /D-4866 THRU D-5330/					
	AN960-6	.	WASHER /D-4866 THRU D-5330/					
	AN365-632	.	NUT /D-4866 THRU D-5330/					
	35-524587-2	.	COVER ASSEMBLY /D-4866 THRU D-5330/					
	35-524636-3	.	BACKING /D-4866 THRU D-5330/					
	35-524636-5	.	BACKING /D-4866 THRU D-5330/					
35-524636-7	.	PLATE ASSEMBLY /D-4866 THRU D-5330/						
35-524639	.	FRAME ASSEMBLY /D-5331 THRU D-6561/						
414-534010	.	INSIGNIA BUTTON /D-5331 THRU D-6561/						
414-187098-3	.	DISC /D-5331 THRU D-6561/						
35-524640	.	PLATE /D-5331 THRU D-6561/						
AN960-6L	.	WASHER /D-5331 THRU D-6561/						
AN365-632	.	NUT /D-5331 THRU D-6561/						
NAS482-1	.	NUT /D-5331 THRU D-6561/						

S

E

C

T

I


O

N

Beechcraft

BONANZA
MODEL 35

**TURBOCHARGED ENGINE
ILLUSTRATED PARTS LIST**



5

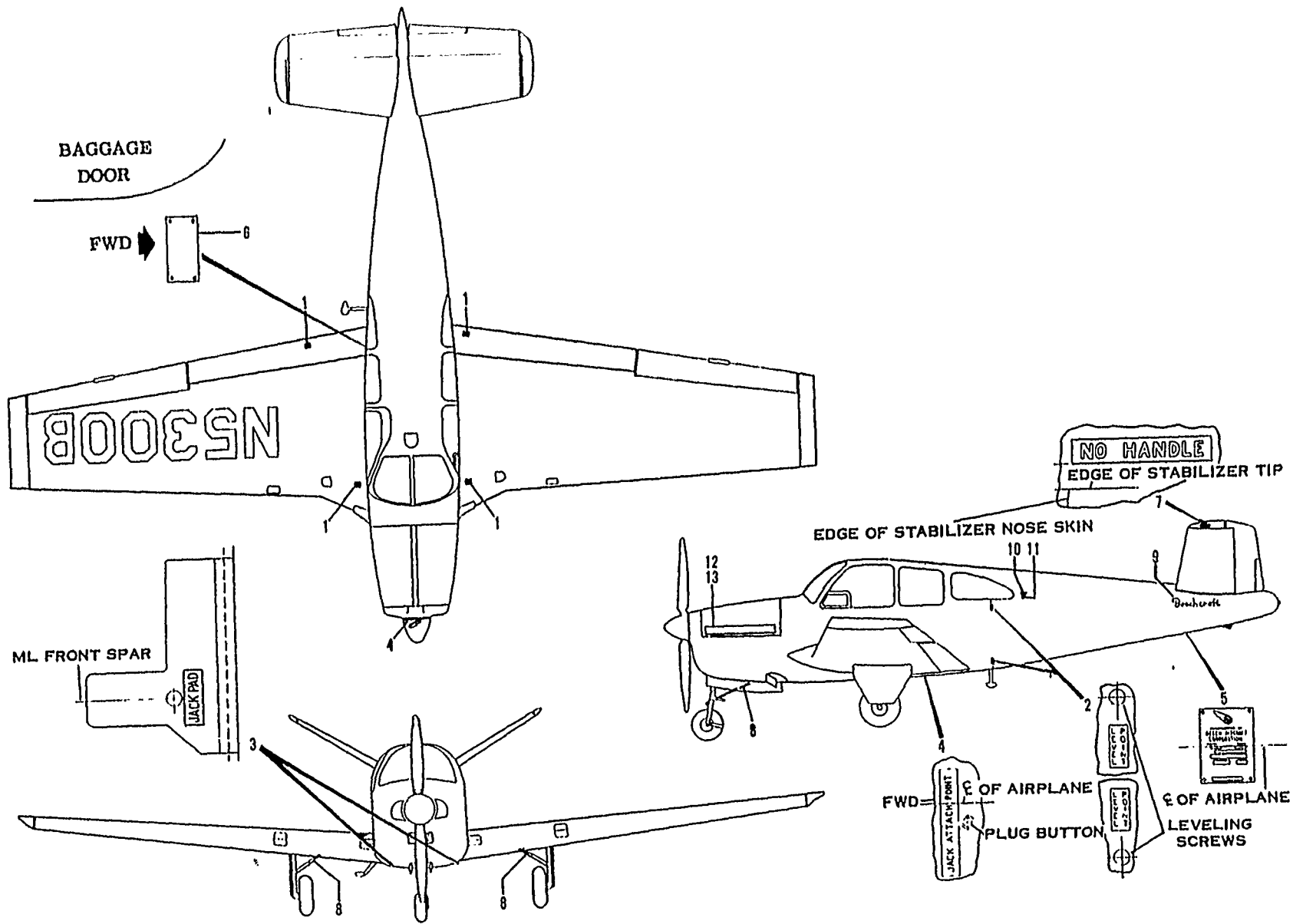


Figure 5. Exterior Markings



MODEL 35 PARTS CATALOG

FIG. & INDEX NO.	PART NO.	DESCRIPTION	UNITS PER ASSY	USABLE CN CODE
5	35-000042-1	MARKINGS, EXTERIOR /DOMESTIC/	NP	5
	35-000042-3	MARKINGS, EXTERIOR /EUROPEAN/	NP	5
	35-000042-5	MARKINGS, EXTERIOR /SOUTH AMERICAN/	NP	5
	- 1	□112733-2 . PLACARD, NO STEP /BLACK/	4	5
		□112733-4 . PLACARD, NO STEP /RED/	4	5
	- 2	□35-410169 . PLACARD, LEVEL POINT	2	5
	- 3	□112735 . PLACARD, JACK PAD	2	5
	- 4	□112736 . PLACARD, JACK ATTACH POINT	2	5
	- 5	□111745 . PLACARD, MODEL	1	1
	- 6	130728 . PLACARD, MODEL	1	2
	- 7	□115081-5 . PLACARD, NO HANDLE /BLACK/ /SUPERSEDES 115081-1/	2	5
- 7	□115081-7 . PLACARD, NO HANDLE /RED/ /SUPERSEDES 115081-3/	2	5	
- 8	□112734 . PLACARD, HEAT TREATED ASSY	3	5	
- 9	118663-2 . PLACARD, BEECHCRAFT	2	5	
- 10	□130071 . EMBLEM, BEECHCRAFT	2	5	
- 11	□35-000068 . EMBLEM, BONANZA /ATTACHING PARTS/	2	5	
	AN507-6R6 . SCREW	2		
	□AN960-5L . WASHER	2		
	□MS20364-632 . NUT	2		
	□A109-014-1 . NUT, TINNERMAN	1		
- 12	□35-000043-1 . PLACARD, TURBOCHARGED 285 /BLACK ON WHITE/	2	3	
	35-000043-3 . PLACARD, TURBOCHARGED 285 /WHITE ON BLACK/	2	3	
	35-000046-1 . PLACARD, TURBO BONANZA /GOLD/	2	4	
	35-000046-3 . PLACARD, TURBO BONANZA /BLACK/	2	4	

CODE EFFECTIVITY

- 1 0-8036 THRU 0-8531
- 3 0-2036 THRU 0-8598
- 5 0-8036 AND AFTER

CODE EFFECTIVITY

- 2 0-8532 AND AFTER
- 4 0-8599 AND AFTER

NO ART REQUIRED

Figure 6. Loose Tools and Accessories

FIG. & INDEX NO.	PART NO.	DESCRIPTION							UNITS PER ASSY	USABLE CA CCDE
		1	2	3	4	5	6	7		
6 -	35-590113	LOOSE TOOLS AND ACCESSORIES INSTL							NP	
	□TS1052-2	. MANUAL, OPERATING AND FIELD MAINTENANCE.							1	
	□35-590113-11	. MANUAL, MODEL V35 TURBOCHARGED OWNERS.							1	
	□35-590113-13	. CHART, HORSEPOWER SETTING /TS10-520-D ENGINE/.							1	
	□35-590113-15	. LIST, MODEL V35 TURBOCHARGED PILOTS CHECK.							1	

NOTE 35-590115 HORSEPOWER CALCULATOR AND
35-590110-9 HORSEPOWER SETTING CHART ARE NOT
TO BE USED WITH TURBOCHARGED ENGINE.

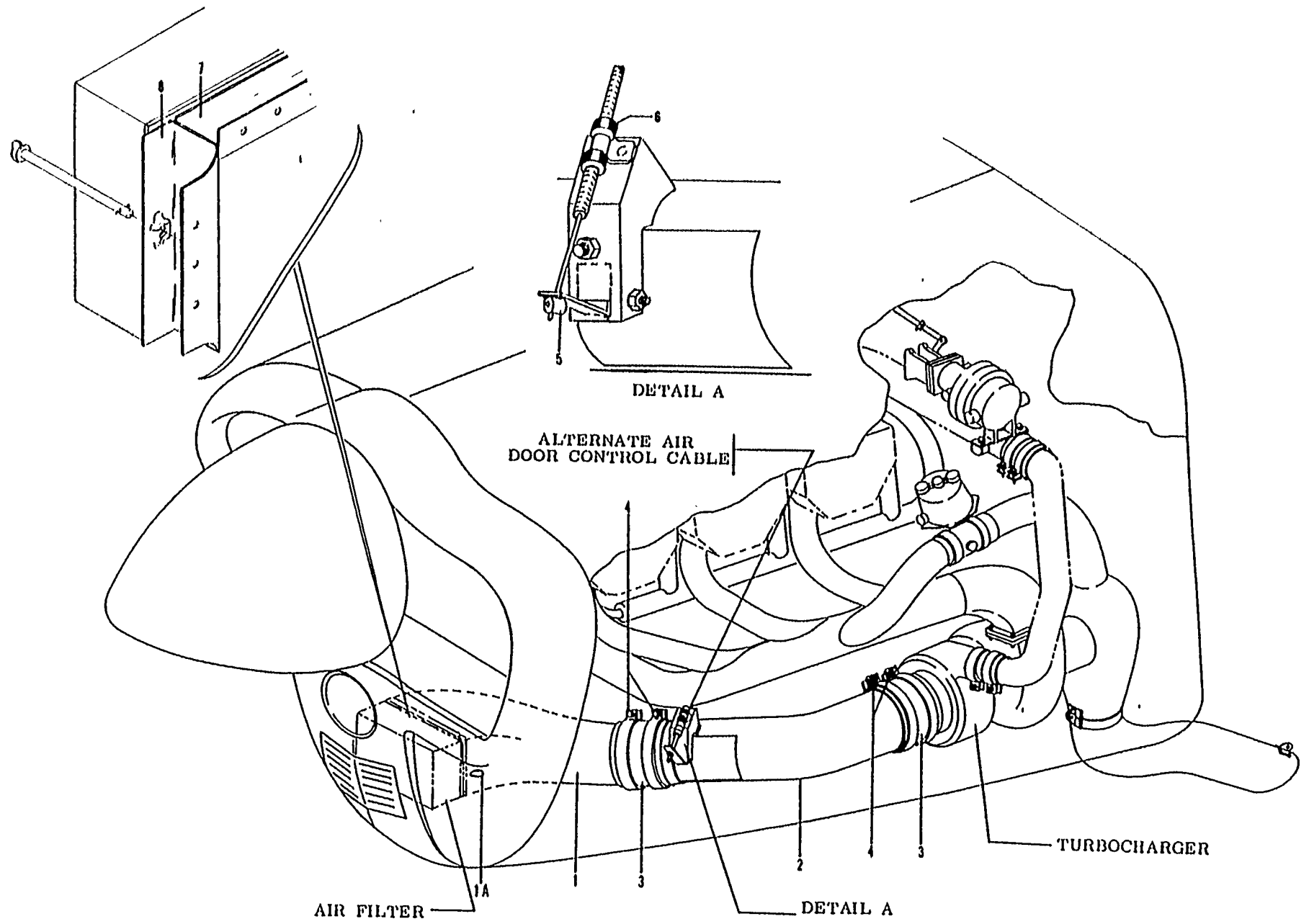


Figure 8A. Turbocharger Induction System

FIG. & INDEX NO.	PART NO.	1 2 3 4 5 6 7	DESCRIPTION	UNITS PER ASSY	USABLE CN CCDE
8A-	286S35-075		INDUCTION SYSTEM INSTL,TURBOCHARGER	NP	
- 1	286S35-076-3		. INLET ASSY,AIR.	1	
- 1A	SS48172		. BUTTON,PLUG	1	
- 2	286S35-076-5		. DUCT ASSY,ALTERNATE AIR	1	
- 3	ANAS520-32-12		. COUPLING,FLEXIBLE	2	
- 4	QSL00M64		. CLAMP	4	
- 5	286S35-076-37		. LOCK ASSY,ALTERNATE AIR DOOR.	1	
- 6	MS21919DG3		. CLAMP,ALTERNATE AIR DOOR CONTROL CABLE.	1	
			/ATTACHING PARTS/		
	AN520-10R8		. SCREW	1	
	AN960-10		. WASHER.	1	
	MS20365-1032		. NUT	1	
- 7	35-919025-7		CHANNEL,STA 12.125 UPPER AIR INTAKE	1	
	35-919025-11		CHANNEL,STA 12.125 LOWER AIR INTAKE	1	
- 8	35-919025-9		CHANNEL,STA 12.125 SIDE AIR INTAKE.	2	
	999871C098		RECEPTACLE,AIR FILTER ATTACHING	2	

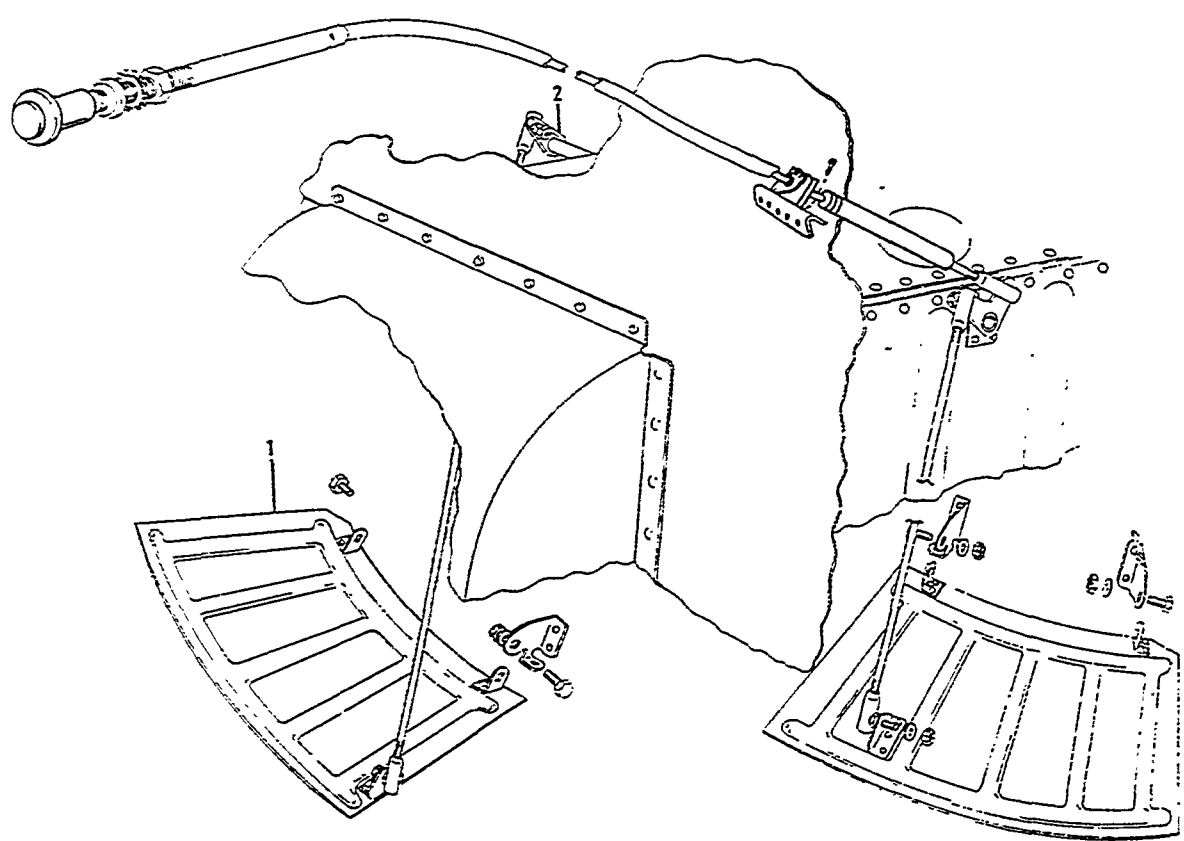


Figure 49. Cowl Flap and Controls

FIG. & INDEX NO.	PART NO.	DESCRIPTION	UNITS PER ASSY	USABLE ON CODE
		1 2 3 4 5 6 7		
49 - 1	35-910053-12	FLAP ASSY, COWL LH	1	
	35-944056-1	CONTROLS INSTL, ENGINE	NP	
- 2	35-944011-8	. ARM ASSY, COWL FLAP CONTROL LH	1	

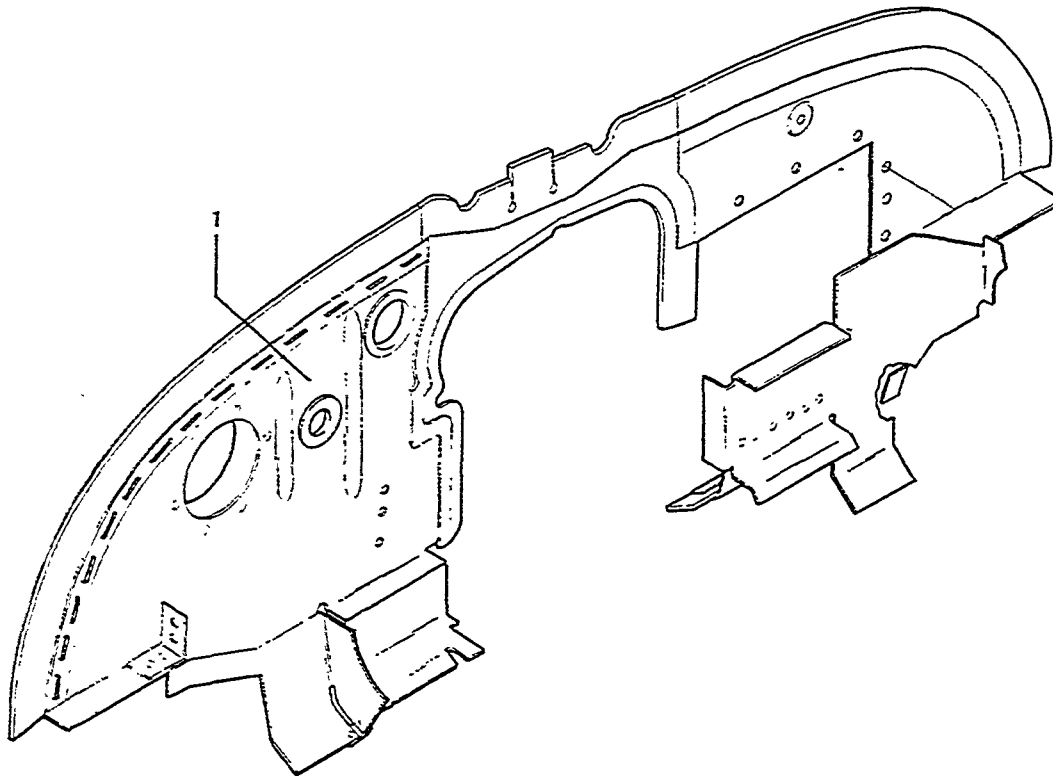


Figure 50A. Engine Baffles

FIG. & INDEX NO.	PART NO.	1 2 3 4 5 6 7	DESCRIPTION	UNITS PER ASSY	USABLE ON CODE
50A-	35-910067-123		BAFFLE INSTL, ENGINE	NP	
	35-910067-121		. BAFFLE ASSY	1	1
	35-910067-602		. BAFFLE ASSY	1	2
- 1	35-910067-119		. . BAFFLE	1	1
	35-910067-141		. . BAFFLE	1	2

CODE EFFECTIVITY

1 D-8036 THRU D-8871

CODE EFFECTIVITY

2 D-8872 AND AFTER

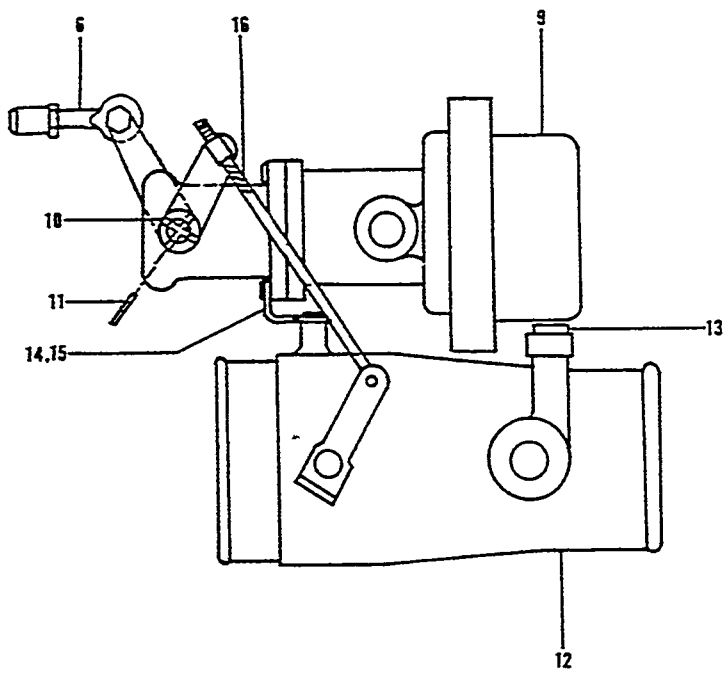
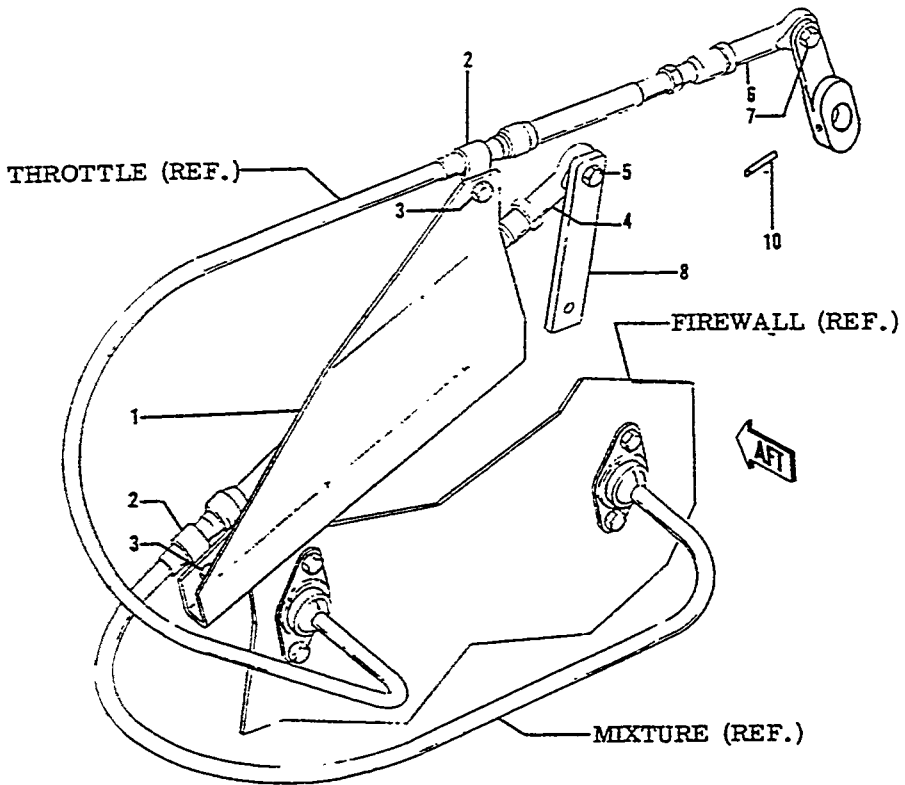


Figure 52. Engine Controls

FIG. & INDEX NO.	PART NO.	DESCRIPTION							UNITS PER ASSY	USABLE ON CODE
		1	2	3	4	5	6	7		
52 -	35-944056-1	CONTROL INSTL,ENGINE	NP	
	286S35-093	CONTROL INSTL,THROTTLE AND MIXTURE	NP	
- 1	□286S35-092-3	BRACKET,THROTTLE AND MIXTURE CONTROL	1	
- 2	□PP561DS4	CLAMP	2	
- 3	□AN3-7A/M/ AN960C10L	BOLT	2	
	□MS20365-1032	WASHER	2	
	NAS43-3-16	NUT	2	
- 4	□F34-14M	SPACER,THROTTLE CONTROL	1	
		ROD END,MIXTURE CONTROL /SUPERSEDES REB3N/ /ATTACHING PARTS/	1	
- 5	□AN3-10/M/ □AN310-3	BOLT	1	
	□MS24665-132	NUT	1	
		PIN,COTTER /SUPERSEDES AN380-2-2/	1	
- 6	□F34-14M	ROD END,THROTTLE CONTROL/SUPERSEDES REB3N/ /ATTACHING PARTS/	1	
- 7	□AN3-12/M/ NAS43-3-16	BOLT	1	
	□AN935-416	SPACER	1	
	□AN310-3	WASHER,LOCK	1	
	□MS24665-132	NUT	1	
		PIN,COTTER /SUPERSEDES AN380-2-2/	1	
- 8	096SCD025-1	ARM,MIXTURE CONTROL /ATTACHING PARTS/	1	
	□AN310-5	NUT	1	
	□AN960-516L	WASHER	1	
	□MS24665-132	PIN,COTTER /SUPERSEDES AN380-2-2/	1	
- 9	□470828-10	CONTRQLLER /SUPERSEDES 470828-1/	1	
- 10	NAS561-3-12	PIN,CONTROLLER ARM	1	
- 11	NAS561-3-16	PIN,THROTTLE ARM	1	
- 12	633786	BODY,THROTTLE	1	
- 13	□AN74A6/M/ □AN960-416	BOLT	2	
	633299	WASHER	2	
- 14	633299	BRACKET	1	
- 15	628321-38	BOLT	1	
	□AN936A10	WASHER,LOCK	1	
- 16	631218	ROD & LINK ASSY /ATTACHING PARTS/	1	
	537690	WASHER	2	
	2500	PIN,COTTER	2	

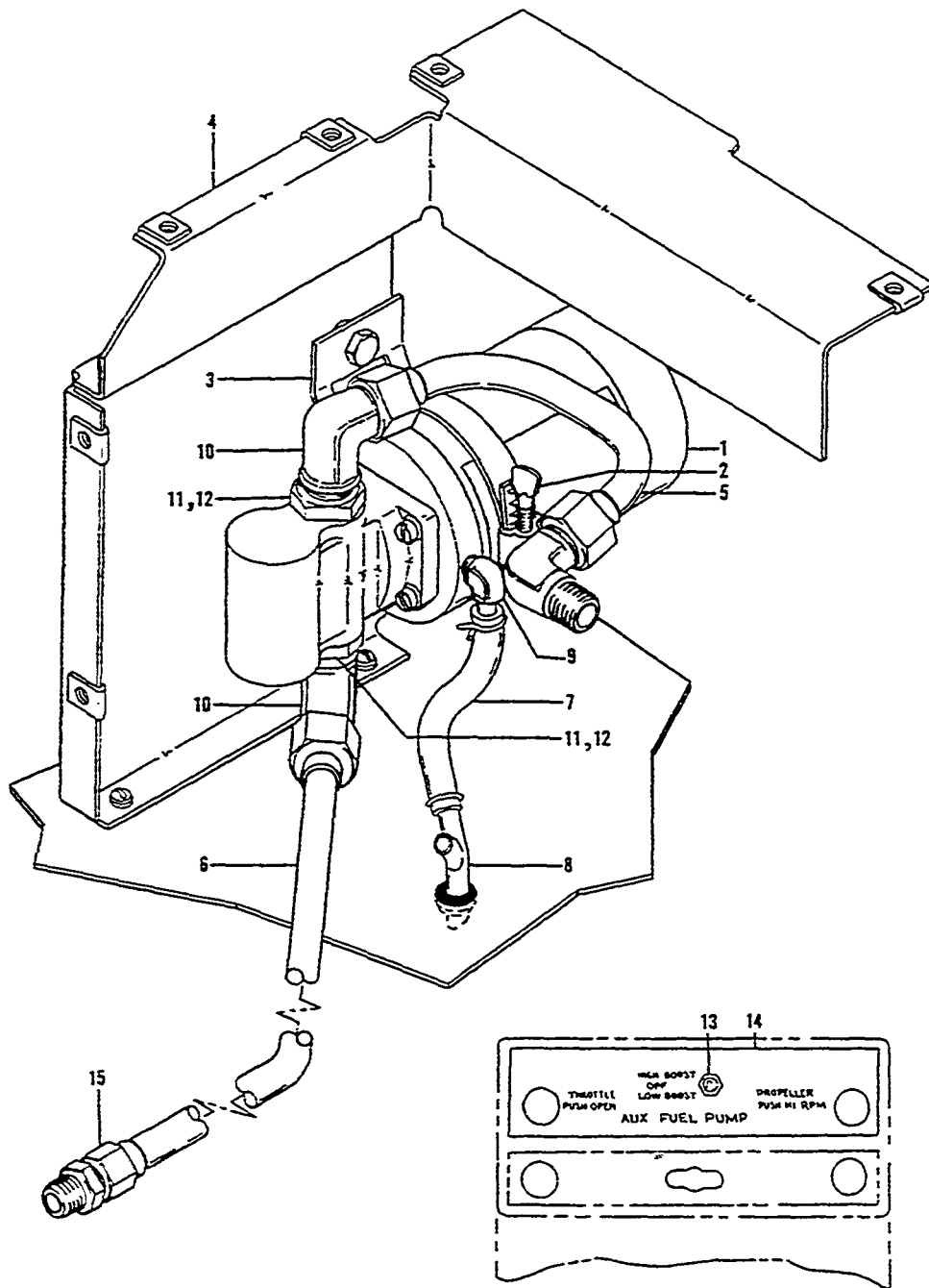


Figure 55. Auxiliary Fuel Pump

FIG. & INDEX NO.	PART NO.	DESCRIPTION							UNITS PER ASSY	USABLE CN CODE
		1	2	3	4	5	6	7		
55 -	286S35-089	PUMP INSTL,AUXILIARY FUEL								NP
- 1	□4140-00-103	. PUMP,FUEL /LOW PRESSURE/.								1
- 2	QS100M36	. CLAMP,FUEL PUMP								1
- 3	A15060	. BRACKET								1
		/ATTACHING PARTS/								
	□AN4-6A/H/	. BOLT.								2
	□AN960-416L	. WASHER.								2
	□AN960-416	. WASHER,SPACING.								6
	□MS20365-428	. NUT								2
- 4	286S35-090-3	. BRACKET ASSY.								1
		/ATTACHING PARTS/								
	AN545-8R3	. SCREW								2
	□AN960-10	. WASHER.								2
- 5	□286S35-090-5	. TUBE ASSY								1
- 6	□286S35-090-9	. TUBE ASSY								1
- 7	286S35-090-13	. HOSE,DRAIN.								1
- 8	□286S35-090-15	. Y ASSY,DRAIN.								1
- 9	2140-53	. FITTING,DRAIN HOSE.								1
- 10	□AN833-6D	. ELBOW,BULKHEAD.								2
- 11	□AN924-6D	. NUT,CHECK								2
- 12	□MS29512-6	. SEAL,O RING								2
- 13	□35-380053-3	. SWITCH,FUEL PUMP.								1
	□35-380052	. HANDLE.								1
- 14	□S101-456-23	. PLACARD /SUPERSEDES S100-456-23/.								1
- 15	□AN815-6D	. UNION								1

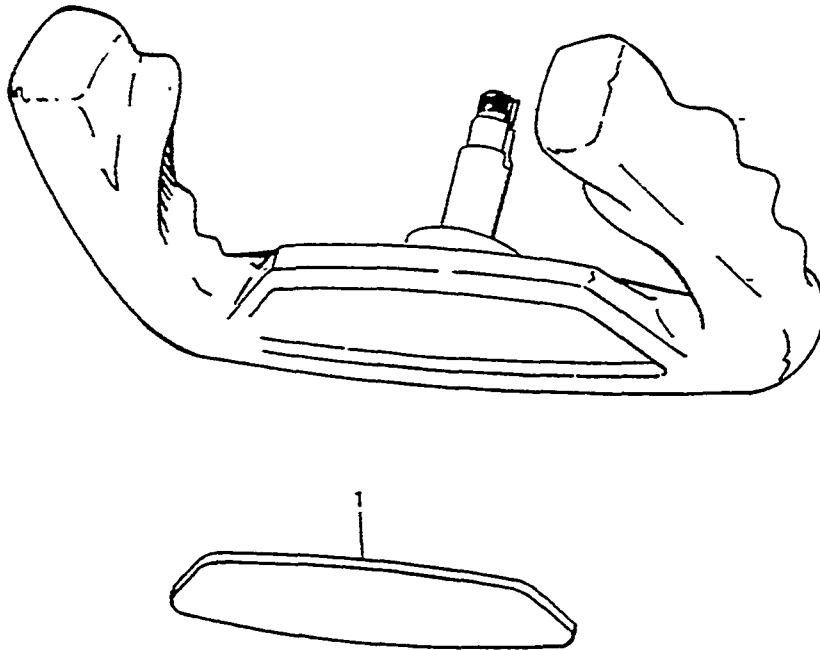


Figure 61. Control Column (D-8036 thru D-8335)

FIG. & INDEX NO.	PART NO.	DESCRIPTION							UNITS PER ASSY	USABLE ON CODE
		1	2	3	4	5	6	7		
61 -	35-524656-7								NP	1
	35-524585-23								NP	1
- 1	35-524668								1	1

CODE EFFECTIVITY

1 D-8036 THRU D-8335

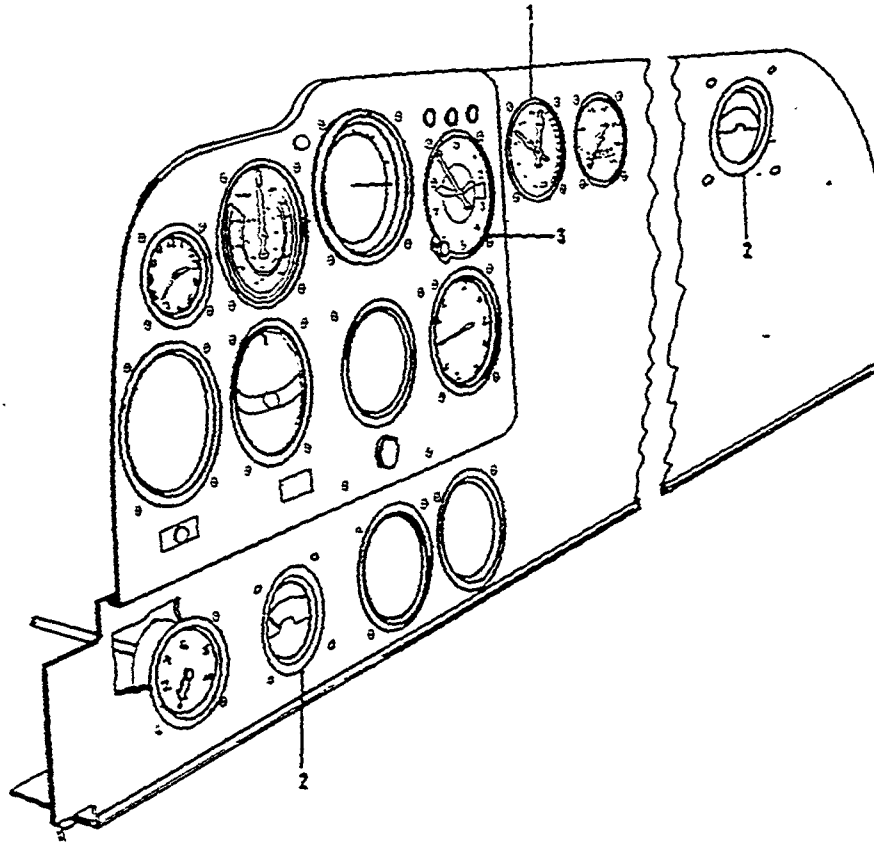


Figure 63. Instrument Panel

FIG. & INDEX NO.	PART NO.	DESCRIPTION	UNITS PER ASSY	USABLE ON CODE
		1 2 3 4 5 6 7		
63 -	286535-077	CONTROL PLUMBING INSTL, TURBOCHARGER /SEE FIG. 102/	NP	
- 1	35-380054-5	. INDICATOR, FUEL FLOW & MANIFOLD PRESSURE	1	
	35-329007	INDICATOR INSTL, ALCOR MIXTURE CONTROL	NP	
- 2	145	. INDICATOR, EXHAUST GAS TEMP.	1	
- 3	50-380094-1	ALTIMETER	1	

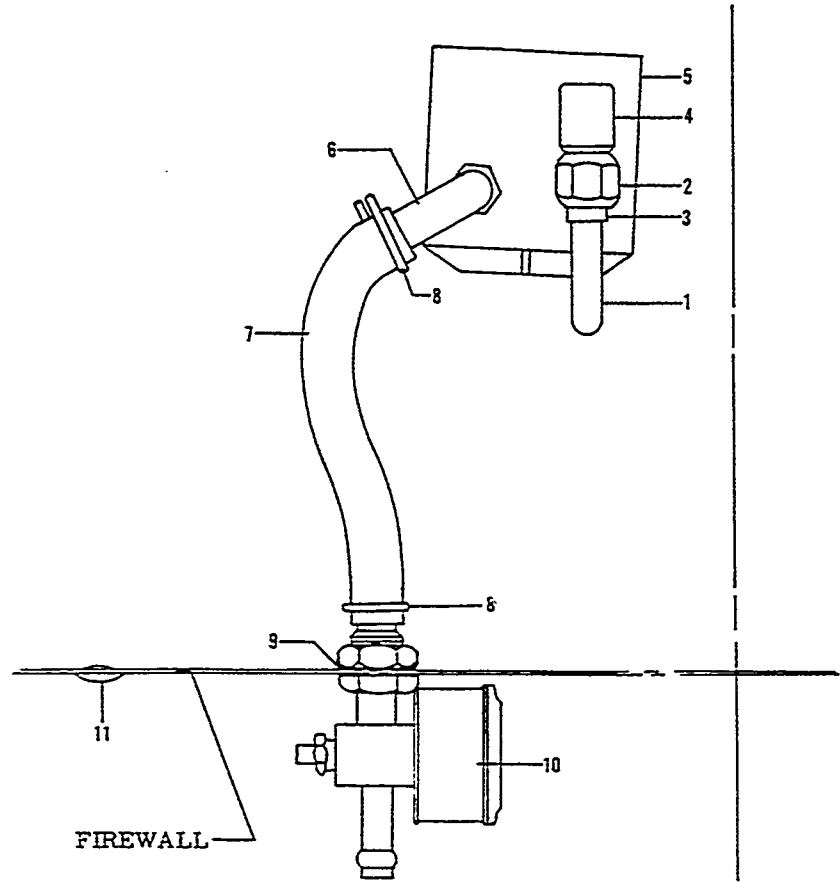
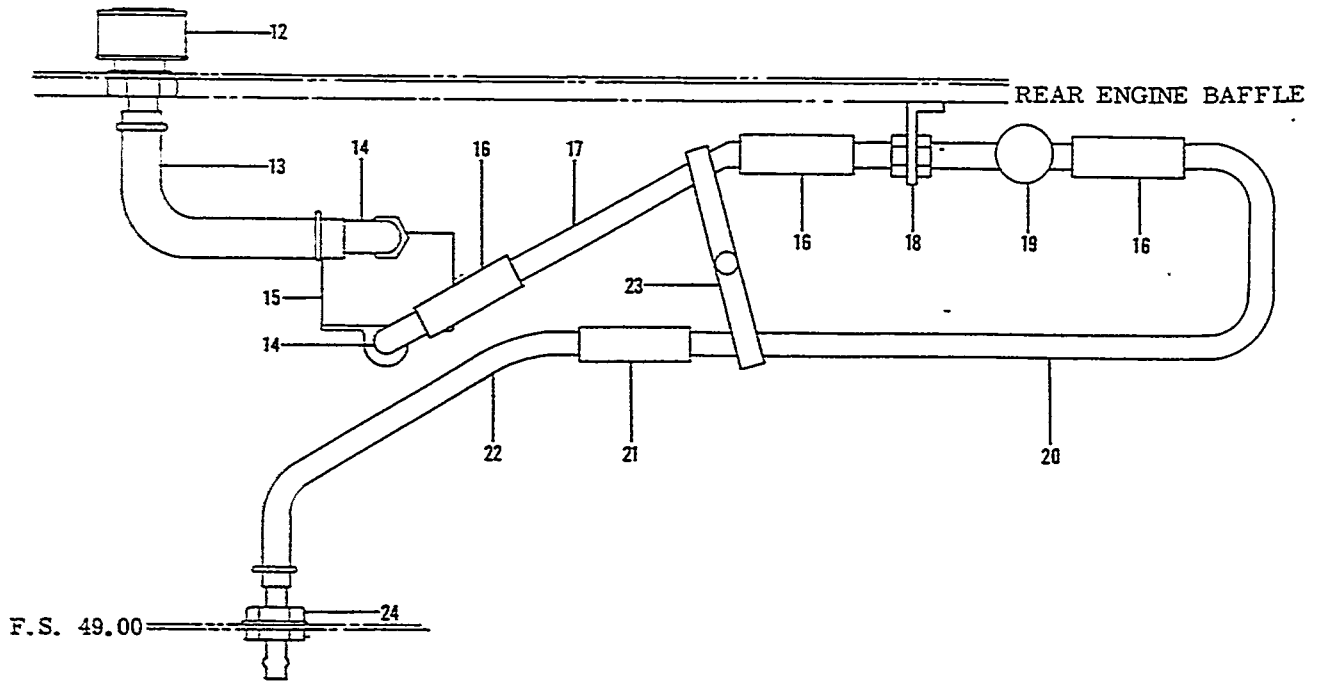


Figure 64C. Vacuum And Pressure Systems

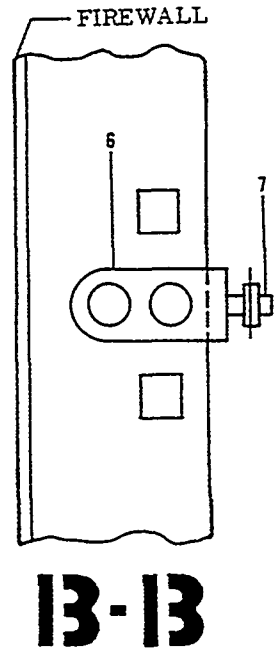
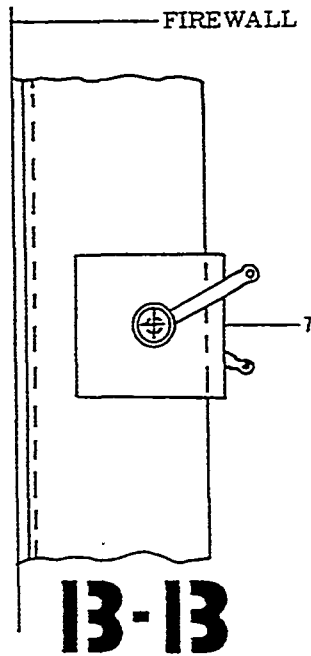
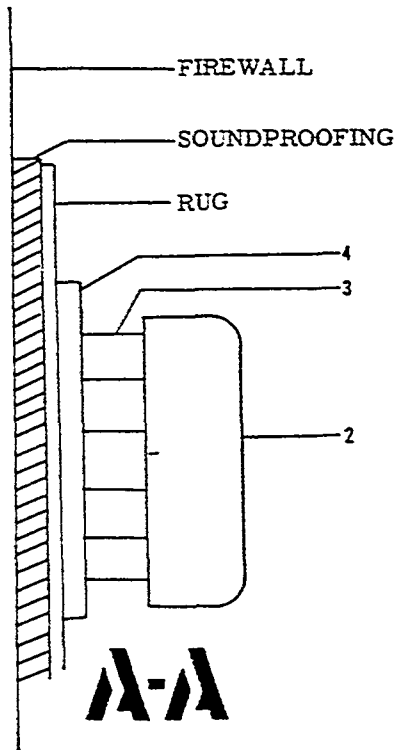
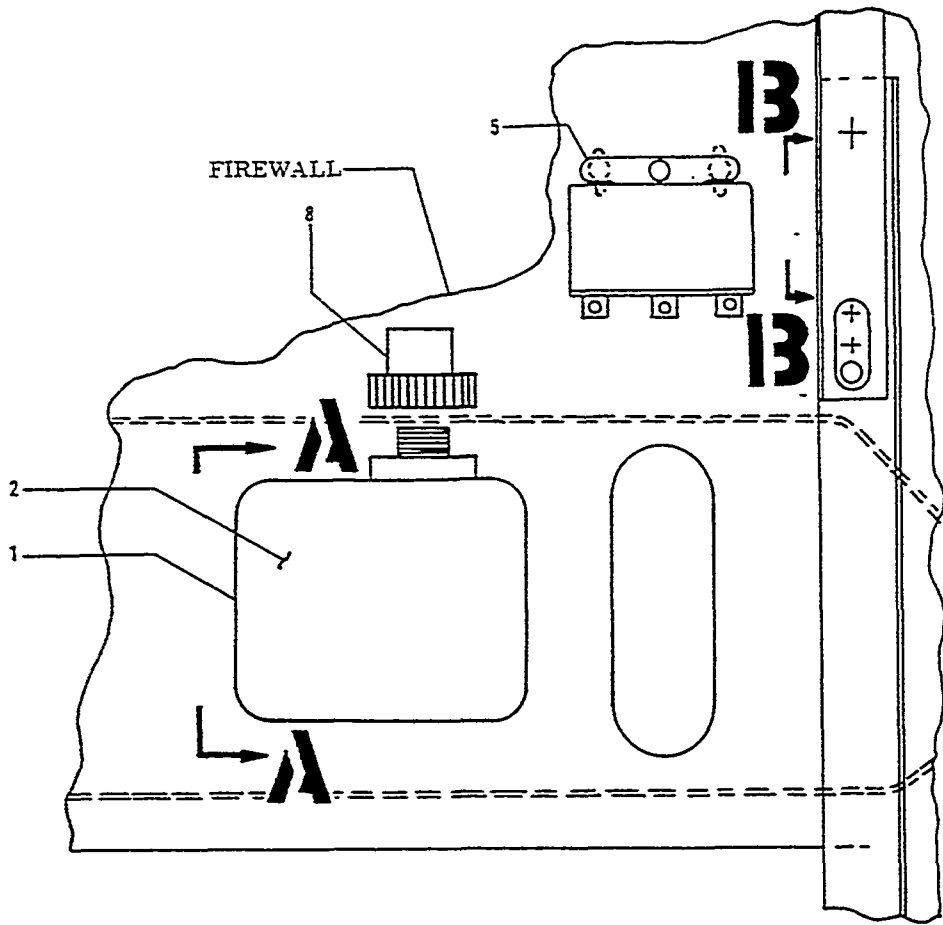
FIG. & INDEX NO.	PART NO.	1	2	3	4	5	6	7	DESCRIPTION	UNITS PER ASSY	USABLE CN CODE
64C-	35-324407-7								VACUUM SYSTEM INSTL	NP	1
	35-324407-1								. TUBE ASSY,AIR OUTLET	1	1
- 1	35-324407-3								. . TUBE,AIR OUTLET	1	
- 2	AN818-20								. . NUT,COUPLING	1	1
- 3	MS20819-8								. . SLEEVE,COUPLING	1	1
- 4	MS20822-8								. ELBOW	1	1
- 5	2224CW								. PUMP,VACUUM /SUPERSEDES 222CW/.	1	1
- 6	1K1-6-10								. ELBOW,SWEEP	1	1
- 7	35-324407-11								. TUBE,VACUUM	1	1
- 8	CS144								. CLAMP	2	1
- 9	35-324407-9								. WASHER	1	1
- 10	133A3								. VALVE,SUCTION RELIEF	1	1
	3005A1								. . FILTER	1	1
- 11	48155								. . FITTING,PLUG	1	1
	35-329012-7								PRESSURE SYSTEM INSTL,AIR	NP	2
- 12	IJ1-1								. . FILTER,AIR	1	2
	AN960-1416								. WASHER	2	2
- 13	35-329012-3								. HOSE	1	2
									/ATTACHING PARTS/		
	A14								. CLAMP	2	
- 14	1K1-6-10								. ELBOW	2	2
- 15	2224CW								. PUMP,AIR PRESSURE	1	2
- 16	35-329012-11								. HOSE	3	2
									/ATTACHING PARTS/		
	A14								. CLAMP	2	
- 17	35-329012-9								. TUBE	1	2
- 18	33-329010-5								. ANGLE,REGULATOR SUPPORT	1	2
- 19	IH30-9								. REGULATOR,AIR PRESSURE	1	2
- 20	35-329012-15								. TUBE ASSY	1	2
- 21	35-329012-17								. HOSE ASSY	1	2
- 22	35-329012-19								. TUBE ASSY	1	2
- 23	MS21919UG11								. CLAMP	2	2
	AN520-10R10								. SCREW	2	2
	AN960-10								. WASHER	2	2
	MS20365-1032								. NUT	2	2
- 24	AN607-10								. ADAPTER	1	2
	108492S1416-116								. WASHER	1	2
	AN924-10								. NUT	1	2

CODE EFFECTIVITY

CODE EFFECTIVITY

1 0-2036 THRU 0-8598

2 0-8599 AND AFTER



D-8036 THRU D-8132

D-8133 AND AFTER

Figure 66A. Fuselage and Instrument Panel Electrical Equipment

MODEL 35 PARTS CATALOG



FIG. & INDEX NO.	PART NO.	DESCRIPTION							UNITS PER ASSY	USABLE CN CODE
		1	2	3	4	5	6	7		
66A-	35-364153-11	EQUIPMENT INSTL, FUSELAGE AND.							NP	1
		INSTRUMENT PANEL ELECTRICAL								
- 1	35-369145	. BRACKET ASSY.							1	1
		/ATTACHING PARTS/								
	AN570-10R8	. SCREW							2	
- 2	AN9000590	. REGULATOR, VOLTAGE							1	2
	AN35-380093	. RELAY, REGULATOR							1	3
		/ATTACHING PARTS/								
	AN570-416R24	. SCREW							3	
- 3	100696D-ZT016	. SPACER.							3	1
- 4	AN35-369017-1	. PLATE, INSULATING.							1	1
- 5	AN138-1	. RELAY, OVERVOLTAGE							1	2
		/ATTACHING PARTS/								
	AN130006A1032BC	. NUTPLATE.							2	
- 6	AN743-13	. BRACKET							1	4
	35-364153-667	. WIRE ASSY, VOLTAGE REGULATOR & ALTERNATOR.							1	2
	35-364153-671	. WIRE ASSY, VOLTAGE REGULATOR & ALTERNATOR.							1	3
- 7	AN5550	. SUPPRESSOR, VOLTAGE REGULATOR.							1	1
- 8	AN2985054	. PLUG AND CABLE ASSY							1	2
	MS3106-18-14S	. CONNECTOR							1	3

CODE EFFECTIVITY

1 D-8036 AND AFTER
3 D-8265 AND AFTER

CODE EFFECTIVITY

2 D-8036 THRU D-8264
4 D-8133 AND AFTER

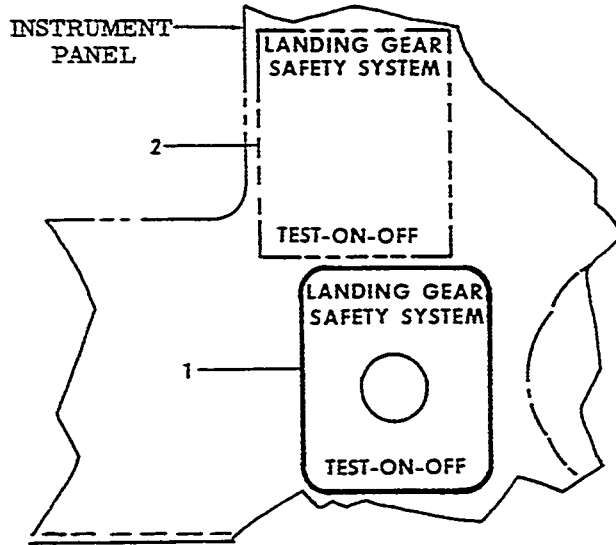


Figure 68. Magic Hand Landing Gear Safety System

FIG. & INDEX NO.	PART NO.	1 2 3 4 5 6 7	DESCRIPTION	UNITS PER ASSY	USABLE ON CODE
68	35-364170-7		SAFETY SYSTEM INSTL, LANDING GEAR.	NP	
- 1	35-815265		. PLATE, LANDING GEAR SAFETY SYSTEM INSTRUCTION.	1	1
- 2	35-815267-1		. PLACARD, LANDING GEAR SAFETY SYSTEM INSTR. . .	1	2

CODE EFFECTIVITY

1 D-8036 THRU D-8598

CODE EFFECTIVITY

2 D-8599 AND AFTER

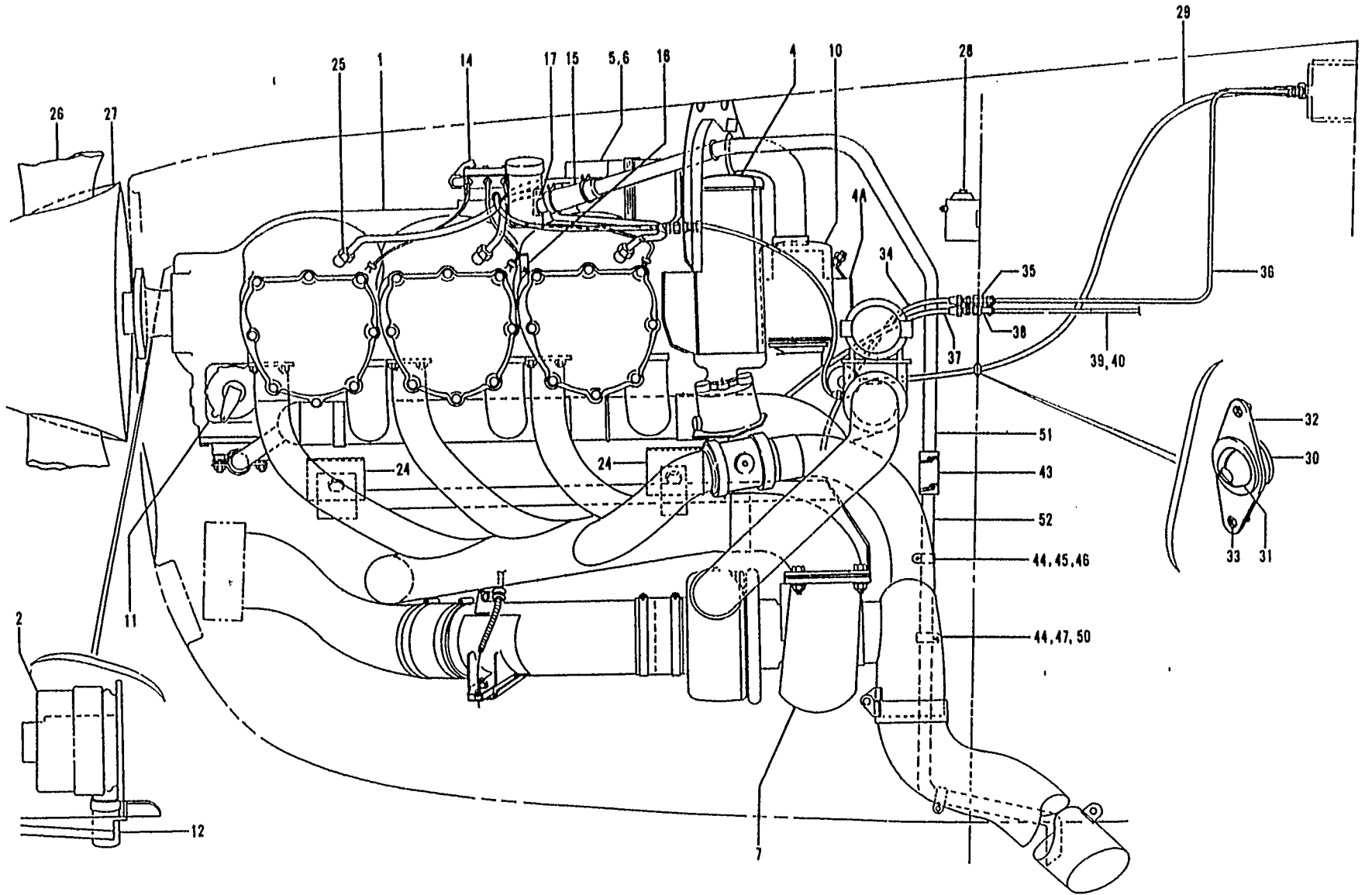


Figure 100. Turbocharged Power Plant (Sheet 1 of 2 Sheets)



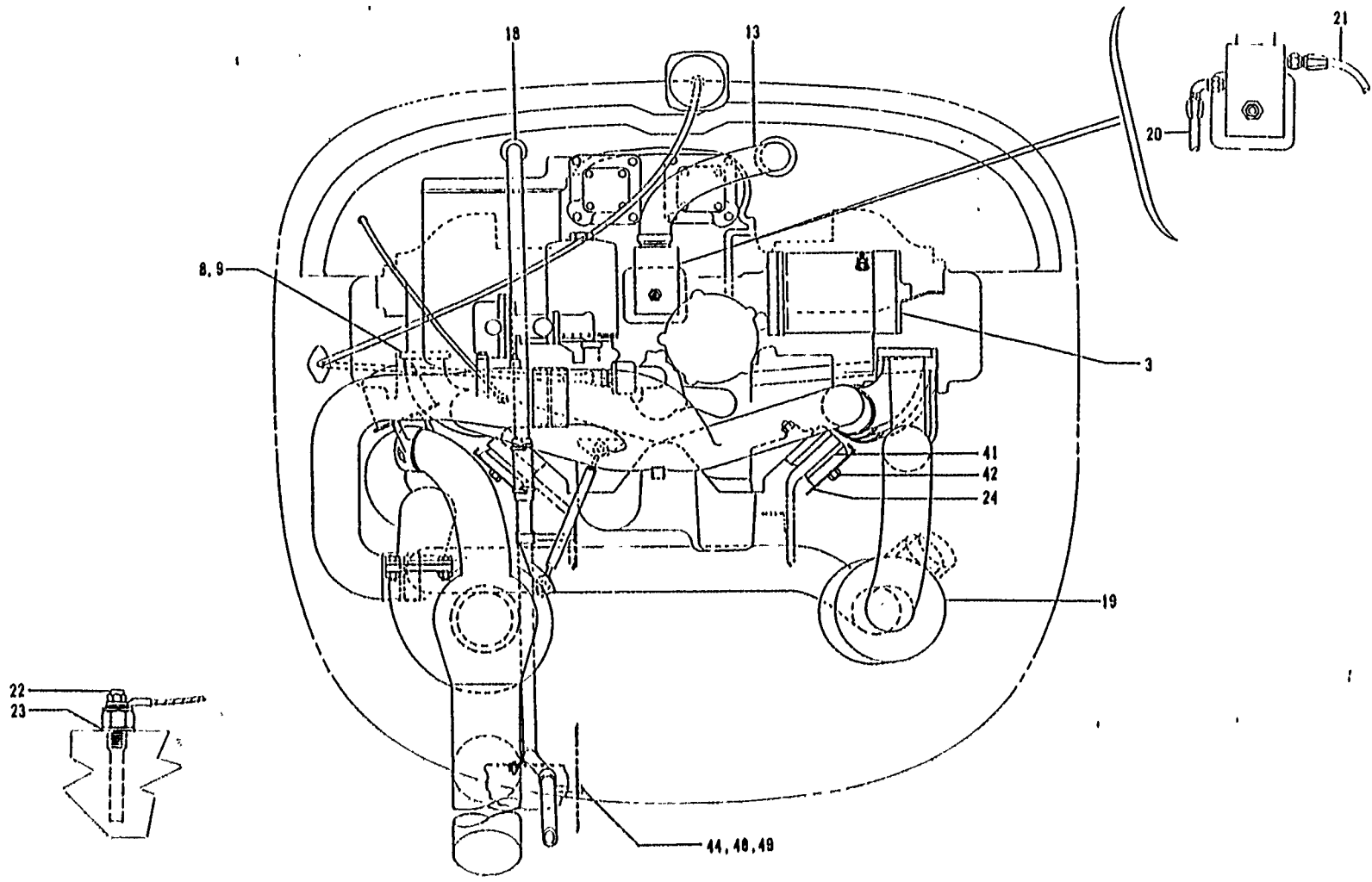


Figure 100. Turbocharged Power Plant (Sheet 2 of 2 Sheets)

MODEL 35 PARTS CATALOG



FIG. & INDEX NO.	PART NO.	DESCRIPTION	UNITS PER ASSY	USABLE CN CODE
100 -	35-910028-601	POWER PLANT ASSY, CANTED TURBOCHARGED.	1	
- 1	TS10-520-D	ENGINE ASSY, TURBOCHARGED.	1	
- 2	0631547	ALTERNATOR /70 AMP/	1	
	01964682	BRUSH HOLDER AND BRUSH ASSY	1	
- 3	01108249	STARTER	1	
	01906945	BRUSH, STARTER	4	
- 4	0633277	RADIATOR, OIL	1	
- 4A	633627-1	PUMP, FUEL	1	
- 5	056RN1201	MAGNETO, LH /10-349220-1/	1	
- 6	056RN1205	MAGNETO, RH /10-349260-1/	1	
- 7	0632729-1	TURBOCHARGER ASSY /TE06-59/ /SUPERSEDES 406610-1/	1	
- 8	0628260	GASKET, EXHAUST FLANGE	6	
- 9	0536038	NUT, EXHAUST STACK ATTACHING	24	
	00F81A	FILTER ASSY, OIL /SUPERSEDES 0F9A/	1	1
	011A	ELEMENT, OIL FILTER	1	1
- 10	0632399	FILTER ASSY, OIL	1	2
- 11	035-380088	GOVERNOR ASSY, PROPELLER	1	
- 12	0LDT6A10	DUCT, ALTERNATOR FRESH AIR /ATTACHING PARTS/	1	
	0NAS397-24	CLAMP, DUCT	1	
- 13	0115167CXZ060585	DUCT, FUEL PUMP FRESH AIR /ATTACHING PARTS/	1	
	0NAS397-28	CLAMP, DUCT	1	
- 14	0MS28741-4-0200	HOSE ASSY, FUEL PRESSURE	1	
	01006960-ZF020	SPACER, FUEL PRESSURE HOSE	1	
	0ANS20-10R18	NUT, FUEL PRESSURE HOSE	1	
- 15	106200FR12-14	HOSE, OIL BREATHER	1	3
	106200HI2-14	HOSE, OIL BREATHER /ATTACHING PARTS/	1	4
	0CS20A	CLAMP, HOSE	2	3
	A1R	CLAMP, HOSE	2	4
- 16	35-910007-15	CLIP, MAGNETO WIRE SUPPORT	1	
	739-4	CLAMP, MAGNETO WIRE SUPPORT CLIP /ATTACHING PARTS/	1	
	0AN515-8RR	SCREW	2	
	0MS20365-832	NUT	2	
- 17	96-910002-57	CLIP, MAGNETO HARNESS SUPPORT /ATTACHING PARTS/	1	
	0AN4-4A/M/	BOLT	1	
	0AV960-416	WASHER	1	
- 18	0AN931-12-17	GROMMET, OIL BREATHER TUBE /SUPERSEDES MS35489-20/	1	
- 19	08057-19	HEATER	1	
- 20	035-91002R-5	HOSE ASSY, FUEL INLET	1	5
	035-91002R-15	HOSE ASSY, FUEL INLET	1	6
- 21	MS2R741-4-0270	HOSE ASSY, FUEL RETURN	1	
- 22	01512926	BULB, OIL TEMPERATURE /ATTACHING PARTS/	1	
	0AN960C10	WASHER	1	
	0AN936A10	WASHER, LOCK	1	
	0AN315-3R	NUT	1	
- 23	0AN900-10	GASKET, OIL TEMPERATURE BULB	1	
	35-364153-620	HARNESS ASSY, OIL TEMPERATURE	1	
- 24	033-910000-13	SHROUD ASSY, ENGINE MOUNT	3	
	35-91002R	ENGINE INSTL, TURBOCHARGED	NP	
- 25	0RH832N	SPARK PLUG, CHAMPION /SUPERSEDES RH833E/	12	
	0AC273	SPARK PLUG, AC /SUPERSEDES 273/	12	
- 26	2A36C82/R482	PROPELLER ASSY /2 BLADED/	1	
- 27	035-91002R-7	SPINNER, PROPELLER /2 BLADED, MIRROR FINISH/	1	
	0B3243	SUPPORT, SPINNER	1	
	035-91002R-21	SHELL, SPINNER	1	
	03393	BULKHEAD AND FILLET ASSY	1	

FIG. E INDEX NO.	PART NO.	DESCRIPTION	UNITS PER ASSY	USABLE ON CODE
100 -	□3A32C76T/82N82	. PROPELLER ASSY /3 BLADED/	1	
	□35-910028-9	. SPINNER,PROPELLER /3 BLADED,MIRROR FINISH/. /USED WITH 3A32C76T/82N82 PROPELLER/	1	
	□35-910028-23	. . SHELL,SPINNER	1	
	□3586	. . BULKHEAD AND FILLET ASSY.	1	
	□83243	. . SUPPORT,SPINNER	1	
	□83410-16	. . SHIM,SPINNER SUPPORT.	AR	
	□PHC-A3VF4/ V8433-4R	. PROPELLER ASSY /3 BLADED/	1	
	□35-910028-11	. SPINNER,PROPELLER /3 BLADED,MIRROR FINISH/. /USED WITH PHCA3VF4/V8433-4R PROPELLER/	1	
- 28	□1114213	. SOLFNOD,STARTER. /ATTACHING PARTS/	1	
	□AN4-4A/M/ □AN960-416	. BOLT. WASHER.	2 2	
- 29	□6409710	. SHAFT ASSY,TACHOMETER	1	
- 30	□112412	. GROMMET,TACHOMETER SHAFT.	2	
- 31	□112413-4	. BALL HALF,FIRE RESISTANT TACHOMETER SHAFT . .	2	
- 32	□112436-6	. RETAINER,TACHOMETER SHAFT	1	
- 33	□49338 □AN960-8	. FASTENER,TACHOMETER SHAFT RETAINER. WASHER,TACHOMETER SHAFT	2 2	
- 34	□AN6270-2-12 1/2	. HOSE ASSY,MANIFOLD PRESSURE	1	
- 35	□AN832-20 □AN960-516 AN924-20	. UNION,MANIFOLD PRESSURE TUBE. WASHER,MANIFOLD PRESSURE TUBE NUT,MANIFOLD PRESSURE TUBE.	1 1 1	
- 36	□35-910005-5	. TUBE ASSY,MANIFOLD PRESSURE	1	
- 37	□AN6270-2-16	. HOSE ASSY,OIL PRESSURE.	1	
- 38	□AN833-20 □AN960-516 AN924-20	. ELBOW,OIL PRESSURE TUBE WASHER,CIL PRESSURE TUBE. NUT,OIL PRESSURE TUBE	1 1 1	
- 39	□35-939140-3	. TUBE ASSY,OIL PRESSURE.	1	
- 40	□106-100002	. FITTING,OIL PRESSURE TUBE	1	
- 41	□J10520-1	. MOUNT,ENGINE. /ATTACHING PARTS/	4	
- 42	□AN7-36A/M/ □79-028-125-1250 □AN960-716 □MS20365-720/M/	. BOLT. PIN,ROLL. WASHER. NUT	1 1 1 1	
- 43	□WAIT3-14-4 AN737-38	. DUCT,OIL BREATHER /ATTACHING PARTS/ . CLAMP,DUCT /SUPERSEDES A12/	1 2	
- 44	□MS219190G12	. CLAMP,OIL BREATHER TUBE /ATTACHING PARTS/	3	
- 45	□AN3-25A/M/	. BOLT.	1	
- 46	□1006960-2G204	. SPACER.	1	
- 47	□AN515-8R6 □AN960-8 □MS20365-832	. SCREW WASHER. NUT	1 1 1	
- 48	AN515-R-24	. SCREW	1	
- 49	□1006960-ZF100 □AN960-8 □MS20365-832	. SPACER. WASHER. NUT	1 1 1	
- 50	□MS219190G4	. CLAMP,OIL BREATHER TUBE	1	

FIG. & INDEX NO.	PART NO.	1	2	3	4	5	6	7	DESCRIPTION	UNITS PER ASSY	USABLE ON CODE
100 -	286S35-077								PLUMBING INSTL. TURBOCHARGER CONTROL	NP	
- 51	286S35-078-49								TUBE, OIL BREATHER UPPER	1	
- 52	286S35-078-123								TUBE, OIL BREATHER LOWER	1	

CODE EFFECTIVITY

CODE EFFECTIVITY

1 D-8036 THRU D-8107,
D-8112 THRU D-8116,
D-8117, D-8127,
D-8123, D-8127,
D-8129, D-8130,
D-8131, D-8133,
D-8135, D-8137,
D-8138, D-8140,
D-8147, D-8143,
D-8145, D-8146
AND D-8180

2 D-8108 THRU D-8111,
D-8117, D-8119,
D-8120, D-8121,
D-8124, D-8125,
D-8126, D-8129,
D-8132, D-8134,
D-8136, D-8139,
D-8141, D-8144,
D-8147 AND AFTER
EXCEPT D-8180

3 D-8036 THRU D-8086
5 D-8036 THRU D-8304

4 D-8087 AND AFTER
6 D-8305 AND AFTER

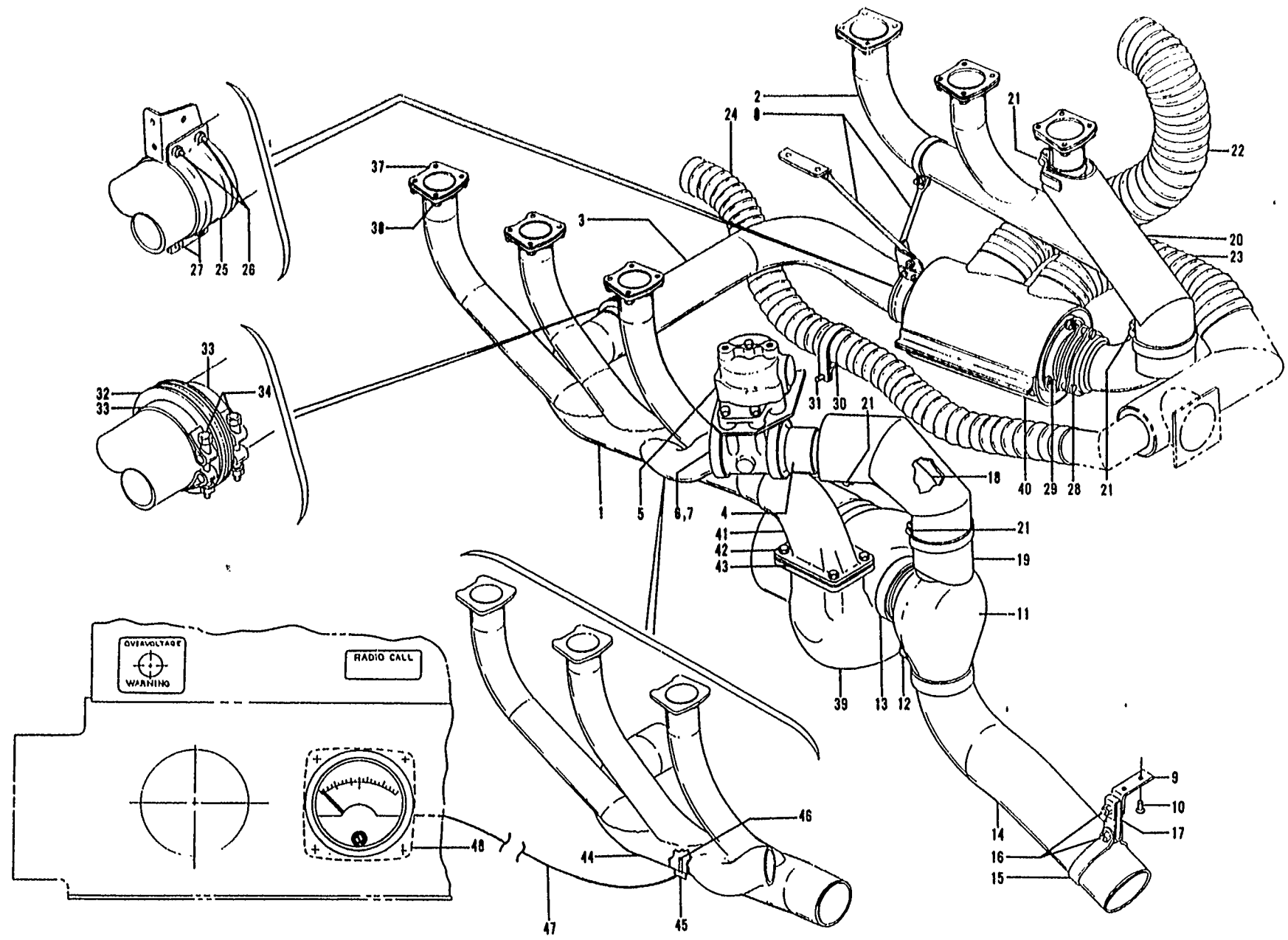


Figure 101. Turbocharged Exhaust System and Alcor Mixture Control

FIG. & INDEX NO.	PART NO.	DESCRIPTION	UNITS PER ASSY	USABLE ON CODE
		1 2 3 4 5 6 7		
101 -	286S35-073	EXHAUST SYSTEM INSTL, TURBOCHARGER	NP	
	35-910028-601	. POWER PLANT ASSY, CANTED TURBOCHARGED.	1	
- 1	286S35-074-13	. . HEADER ASSY, EXHAUST LH /WITHOUT ALCOR BOSS/	1	
- 2	286S35-074-3	. . HEADER ASSY, EXHAUST RH.	1	
- 3	286S35-074-7	. . PIPE ASSY, EXHAUST CROSS	1	
- 4	286S35-074-21	. . FLANGE ASSY, WASTE GATE.	1	
- 5	470818-2	. . VALVE ASSY, EXHAUST BYPASS	1	
- 6	18276-225	. . COUPLING, EXHAUST.	2	
- 7	24096N225	. . GASKET, EXHAUST COUPLING	2	
- 8	286S35-074-9	. . BRACKET ASSY, HEATER SUPPORT	1	
	35-400473-602	. MATING, FUSELAGE	NP	
- 9	286S35-074-93	. . BRACKET, EXHAUST SUPPORT	1	
		/ATTACHING PARTS/		
- 10	NAS220-8	. . SCREW	2	
	AN960-8	. . WASHER.	2	
	MS21045-08	. . NUT	2	
- 11	286S35-074-17	. . PLENUM ASSY, TURBOCHARGER OUTLET	1	
		/ATTACHING PARTS/		
- 12	AN3-5A/M/	. . BOLT.	1	
	AN960-10	. . WASHER.	1	
	MS21045-3	. . NUT	1	
- 13	U4211-375M	. . CLAMP, TURBOCHARGER OUTLET PLENUM.	1	
- 14	286S35-074-19	. . TAILPIPE ASSY, EXHAUST	1	
- 15	286S35-074-135	. . CLAMP, TAILPIPE.	1	
		/ATTACHING PARTS/		
- 16	AN3-5A/M/	. . BOLT.	2	
	AN960-10L	. . WASHER.	2	
	MS21045-3	. . NUT	2	
- 17	286S35-074-131	. . LINK ASSY, TAILPIPE.	1	
- 18	286S35-074-137	. . ELBOW ASSY, EXHAUST WASTE GATE	1	
- 19	286S35-091-21	. . SHIELD ASSY, EXHAUST HEAT LH	1	
- 20	286S35-091-3	. . SHIELD ASSY, EXHAUST HEAT RH	1	
		/ATTACHING PARTS/		
- 21	AN3-4A/M/	. . BOLT.	2	
	AN960-10	. . WASHER.	2	
	MS21045-3	. . NUT	2	
- 22	115167DXX121283	. . DUCT, COLD AIR TO HEATER	1	1
	115167DXX121443	. . DUCT, COLD AIR TO HEATER	1	2
- 23	115167DXX120623	. . DUCT, HEATER TO MIXER VALVE.	1	1
	35-550115-99	. . DUCT, HEATER TO MIXER VALVE.	1	2
- 24	115167DXX081683	. . DUCT, COLD AIR TO MIXER VALVE.	1	1
	115167DXX081483	. . DUCT, COLD AIR TO MIXER VALVE.	1	2
- 25	35-950004-17	. . CLAMP ASSY, HEATER FWD	2	
		/ATTACHING PARTS/		
- 26	AN4-7A/H/	. . BOLT.	2	
- 27	AN4-6A/M/	. . BOLT.	2	
	AN960-416	. . WASHER.	8	
	MS21045-4	. . NUT	4	
- 28	AN3-14/M/	. . BOLT, HEATER	3	
- 29	186-218	. . SPRING, HEATER	3	
	AN960-10	. . WASHER, HEATER	9	
	AN310-3	. . NUT, HEATER.	3	
	MS24665-134	. . PIN, HEATER COTTER	3	
- 30	MS21919DG32	. . CLAMP, CABIN FRESH AIR DUCT.	1	
		/ATTACHING PARTS/		
- 31	AN3-4A/M/	. . BOLT.	1	
	AN960-10	. . WASHER.	1	
	MS21045-3	. . NUT	1	
- 32	CEL230784	. SEAL, EXHAUST CROSS PIPE BELLOW	1	

FIG. & INDEX NO.	PART NO.	1	2	3	4	5	6	7	DESCRIPTION	UNITS PER ASSY	USABLE ON CODE
101 - 33	286S35-074-109	CLAMP, BELLOWS SEAL. /ATTACHING PARTS/	2	
- 34	AN3C15A/M/ AN960C10 MS21046C3	BOLT. WASHER. NUT	1 1 1	
35		DELETED		
- 36		DELETED		
	35-910028	ENGINE INSTL, TURBOCHARGED	NP	
- 37	628260	GASKET, EXHAUST FLANGE	6	
- 38	536038	NUT, EXHAUST STACK ATTACHING	24	
- 39	406610-1	TURBOCHARGER ASSY /TE06-59/	1	
- 40	8057-29	HEATER /SUPERSEDES 8057-19/	1	
	286S35-071	MOUNT INSTL, TURBOCHARGER	NP	
- 41	286S35-074-15	PLENUM ASSY, TURBOCHARGER INLET. /ATTACHING PARTS/	1	
- 42	AN6C12A/M/ AN960C616 AN363C624	BOET. WASHER. NUT	4 8 4	
- 43	286STD070	GASKET, TURBOCHARGER INLET PLENUM.	1	
	35-329007	INDICATOR INSTL, ALCOR MIXTURE CONTROL	NP	
- 44	35-329007-1	STACK ASSY, EXHAUST LH /WITH ALCOR BOSS/	1	
- 45	106B	BOSS, EXHAUST GAS TEMPERATURE INDICATOR.	1	
- 46	MODEL 106B	PROBE, EXHAUST GAS TEMPERATURE INDICATOR	1	
- 47	MC1104	WIRE, LEAD	1	
- 48	BT145	INDICATOR, EXHAUST GAS TEMPERATURE /SUPERSEDES 145/	1	

CODE EFFECTIVITY

1 D-8036 THRU D-8871

CODE EFFECTIVITY

2 D-8872 AND AFTER

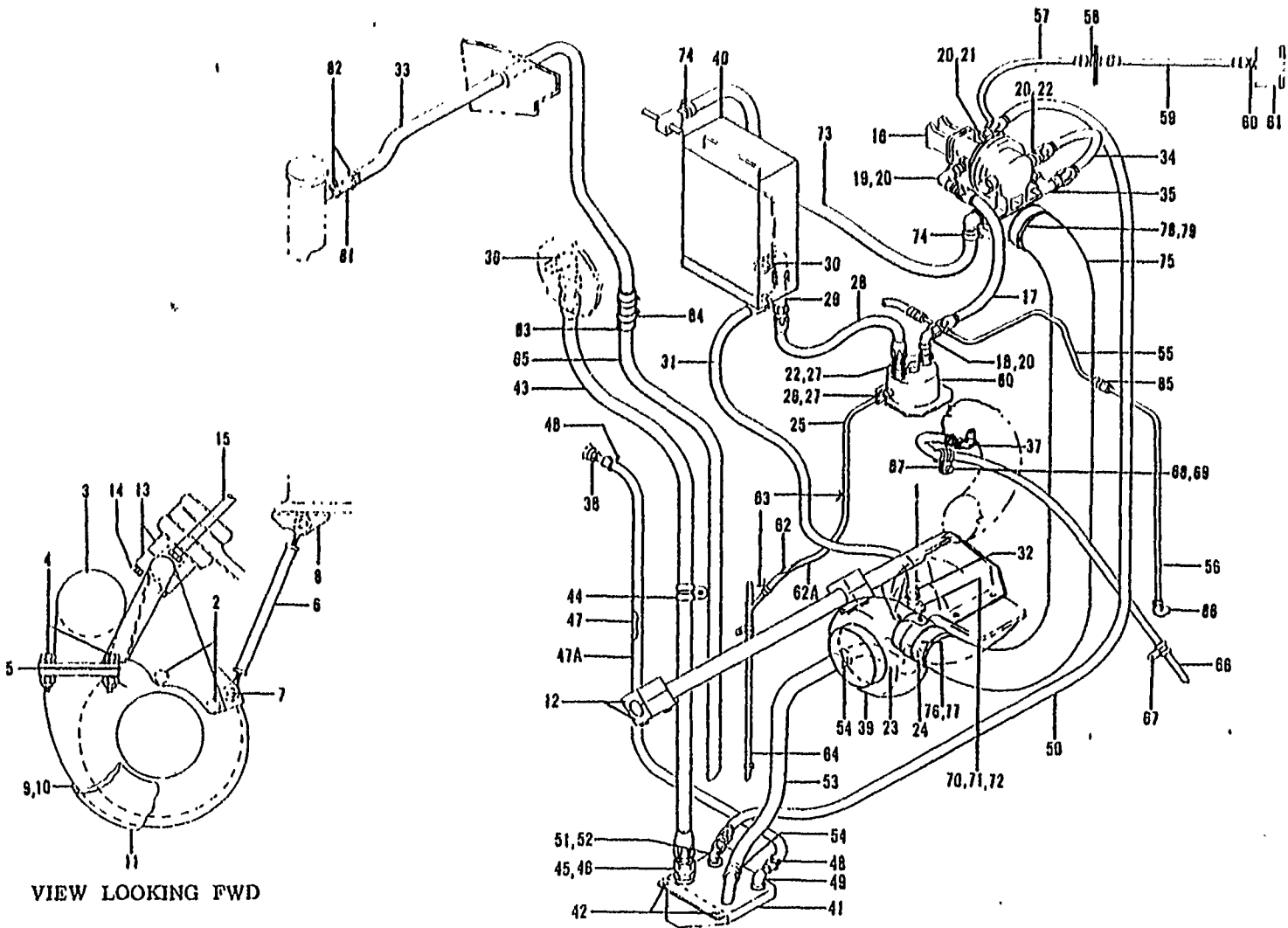


Figure 102. Turbocharger Control Plumbing and Turbocharger Mount

FIG. & INDEX NO.	PART NO.	DESCRIPTION							UNITS PER ASSY	USABLE CN CODE
		1	2	3	4	5	6	7		
102 -	286S35-071	MOUNT INSTL,TURBOCHARGER.							NP	
	35-910028-601	. . . POWER PLANT ASSY,CANTED TURBOCHARGED.							1	
- 1	286S35-072-7	. . . MOUNT ASSY,TURBOCHARGER							1	
		/ATTACHING PARTS/								
- 2	MS20074-06-05/M	. . . SCREW,CAP							2	
	AN960-616	. . . WASHER.							2	
- 3	286S35-074-15	. . . PLENUM ASSY,TURBOCHARGER INLET.							1	
		/ATTACHING PARTS/								
- 4	AN6C12A/M/	. . . BOLT.							4	
	AN960C616	. . . WASHER.							8	
	AN363C624	. . . NUT							4	
- 5	286STD070	. . . GASKET,TURBOCHARGER INLET PLENUM.							1	
- 6	286S35-072-27	. . . SWAYBAR ASSY,TURBOCHARGER							1	
		/ATTACHING PARTS/								
- 7	AN4-10A/M/	. . . BOLT.							2	
	AN960-416	. . . WASHER.							4	
	MS21045-4	. . . NUT							2	
- 8	286S35-072-31	. . . BRACKET,TURBOCHARGER SWAYBAR.							1	
- 9	096SCD006-7	. . . BLANKET ASSY,TURBOCHARGER HOUSING FWD INBD.							1	
- 10	096SCD006-5	. . . BLANKET ASSY,TURBOCHARGER HOUSING FWD OUTBD							1	
- 11	096SCD006-3	. . . BLANKET ASSY,TURBOCHARGER HOUSING							1	
	35-400473-602	. . . MATING,FUSELAGE							1	
- 12	286S35-072-3	. . . BLOCK ASSY,TURBOCHARGER MOUNT FWD							1	
- 13	286S35-072-5	. . . BLOCK ASSY,TURBOCHARGER MOUNT AFT							1	
		/ATTACHING PARTS/								
- 14	MS20074-04-16/M	. . . SCREW,CAP							2	
	AN960-416	. . . WASHER.							2	
- 15	AN7-37A/M/	. . . BOLT.							1	
	AN960-716L	. . . WASHER.							1	
	286S35-077	CONTROL PLUMBING INSTL,TURBOCHARGER							NP	
	35-910028-601	. . . POWER PLANT ASSY,CANTED TURBOCHARGED.							1	
- 16	470828-10	. . . CONTROLLER,TURBOCHARGER							1	
		/SUPERSEDES 470828-1/								
- 17	601000-6D0082	. . . HOSE ASSY,BYPASS VALVE TO CONTROLLER.							1	
- 18	AN837-6D	. . . ELBOW,BYPASS VALVE.							1	
- 19	AN833-6D	. . . ELBOW,CONTROLLER.							1	
	AN924-6D	. . . NUT,BYPASS VALVE TO CONTROLLER HOSE							2	
- 20	MS28778-6	. . . O RING,BYPASS VALVE AND CONTROLLER.							4	
- 21	AN919-12D	. . . REDUCER,CONTROLLER.							1	
- 22	AN919-6D	. . . REDUCER,BYPASS VALVE AND CONTROLLER							2	
- 23	286S35-078-7	. . . OUTLET TUBE ASSY,TURBOCHARGER OIL							1	
		/ATTACHING PARTS/								
	AN76A6/M/	. . . BOLT.							2	
	AN935-616	. . . WASHER,LOCK							2	
- 24	406472	. . . GASKET,TURBOCHARGER OIL OUTLET TUBE							1	
- 25	286S35-078-9	. . . DRAIN TUBE ASSY,BYPASS VALVE OVERBOARD.							1	
- 26	AN833-4D	. . . ELBOW,BYPASS VALVE.							1	
	AN974-4D	. . . NUT							1	
- 27	MS28778-4	. . . O RING,BYPASS VALVE							2	
- 28	601054-6D0217	. . . HOSE ASSY,OIL COOLER TO BYPASS VALVE.							1	
- 29	AN826-6D	. . . TEE,OIL COOLER.							1	
- 30	2C6750CK	. . . VALVE,OIL COOLER CHECK.							1	
		/SUPERSEDES 096SCD023/								
- 31	K666002-6-0123	. . . HOSE ASSY,OIL COOLER TO TURBOCHARGER.							1	
		/SUPERSEDES 601000-6C0123/								
- 32	AN816-6D	. . . NIPPLE,TURBOCHARGER							1	
- 33	286S35-078-49	. . . TUBE,OIL BREATHER UPPER							1	
- 34	286S35-078-131	. . . TUBE ASSY,CONTROLLER TO COMPRESSOR AIR DUCT							1	
- 35	AN876-4D	. . . TEE,COMPRESSOR OUTLET AIR DUCT.							1	
- 36	AN822-10D	. . . ELBOW,ENGINE SCAVENGE OIL PUMP.							1	
- 37	MS20822-2D	. . . ELBOW,MANIFOLD DRAIN TUBE							1	
- 38	AN840-4D	. . . ADAPTER,TURBOCHARGER OIL SUMP VENT HOSE							1	

FIG. & INDEX NO.	PART NO.	1	2	3	4	5	6	7	DESCRIPTION	UNITS PER ASSY	USABLE CN CCDE
102 - 39	406610-1	.	.						TURBOCHARGER ASSY /TE06-59/	1	
- 40	▣633277	.	.						RADIATOR,OIL	1	
	35-400473-602	.	.						MATING,FUSELAGE	1	
- 41	▣286S35-078-3	.	.						TANK ASSY,TURBOCHARGER OIL SUMP /ATTACHING PARTS/	1	
- 42	AN530-10R8	.	.						SCREW	3	
	A1795-10Z1	.	.						NUT	3	
- 43	601000-10D0324	.	.						HOSE ASSY,OIL SUMP TANK TO ENGINE SCAVENGE. OIL PUMP /ATTACHING PARTS/	1	
- 44	▣MS21919DG12	.	.						CLAMP	1	
- 45	2C6524CK	.	.						VALVE,TURBOCHARGER OIL SUMP TANK CHECK. /SUPERSEDES 096SCDC24/	1	
- 46	▣MS28778-10	.	.						O RING,OIL SUMP TANK CHECK VALVE.	1	
- 47	286S35-078-47	.	.						HOSE,TURBOCHARGER OIL SUMP TANK VENT.	1	
- 47A	286S35-078-137	.	.						SLEEVE,HOSE FIRE. /ATTACHING PARTS/	1	
- 48	6606	.	.						CLAMP	2	
- 49	AN844-4D	.	.						ELBOW,OIL SUMP TANK VENT TUBE	1	
- 50	601001-8D0320	.	.						HOSE ASSY,CONTROLLER TO OIL SUMP TANK	1	
- 51	▣AN815-8D	.	.						UNION,OIL SUMP TANK	1	
- 52	▣MS28778-8	.	.						O RING,OIL SUMP TANK.	1	
- 53	▣286S35-078-41	.	.						HOSE,TURBOCHARGER DRAIN /ATTACHING PARTS/	1	
- 54	▣AN737RM38	.	.						CLAMP /SUPERSEDES QS10GM12/	2	
- 55	▣33-920000-11	.	.						TUBE ASSY,FUEL VAPOR RETURN UPPER /SUPERSEDES 286S35-078-119/	1	
- 56	286S35-078-121	.	.						TUBE,FUEL VAPOR RETURN LOWER.	1	
- 57	AN6270-4-15 1/2	.	.						HOSE ASSY,FUEL FLOW AND MANIFOLD PRESSURE INDICATOR	1	
- 58	▣AN832-4D	.	.						UNION,FUEL FLOW & MANIFOLD PRESSURE HOSE.	1	
	▣AN960-716L	.	.						WASHER.	1	
	▣AN974-4D	.	.						NUT	1	
- 59	AN6270-4-23 3/4	.	.						HOSE ASSY,FUEL FLOW AND MANIFOLD PRESSURE INDICATOR	1	
- 60	▣AN816-4D	.	.						NIPPLE,FUEL FLOW AND MANIFOLD PRESSURE. INDICATOR	1	
- 61	▣35-380054-5	.	.						INDICATOR,FUEL FLOW & MANIFOLD PRESSURE	1	
- 62	286S35-078-43	.	.						HOSE,BYPASS VALVE DRAIN	1	
- 62A	286S35-078-135	.	.						SLEEVE,HOSE FIRE. /ATTACHING PARTS/	1	
- 63	6606	.	.						CLAMP	2	
- 64	▣286S35-078-17	.	.						TUBE ASSY,BYPASS VALVE DRAIN.	1	
- 65	▣286S35-078-123	.	.						TUBE,OIL BREATHER LOWER	1	
- 66	35-910028-19	.	.						HOSE ASSY,MANIFOLD DRAIN. /SUPERSEDES 286S35-078-129/	1	
- 67	▣MS21919DG7	.	.						CLAMP,MANIFOLD DRAIN HOSE /ATTACHING PARTS/	2	
- 68	▣AN3-5/M/	.	.						BOLT.	1	
- 69	286S35-078-59	.	.						BUSHING	1	
	▣AN960-10L	.	.						WASHER.	1	
	▣MS20365-1032	.	.						NUT	1	
- 70	628675	.	.						ADAPTER,TURBOCHARGER. /ATTACHING PARTS/	1	
- 71	629275	.	.						BOLT.	2	
	AN935-616	.	.						WASHER,LOCK	2	
- 72	628572	.	.						GASKET,TURBOCHARGER ADAPTER	1	

FIG. & INDEX NO.	PART NO.	DESCRIPTION							UNITS PER ASSY	USABLE CN CCDE
		1	2	3	4	5	6	7		
102 - 73	628555-1	.	HOSE,MANIFOLD BLOCK TO COMPRESSOR AIR DUCT.	1	
- 74	□536388-75	.	CLAMP	2	
- 75	633282	.	DUCT,COMPRESSOR OUTLET AIR.	1	
- 76	632767	.	COUPLING,BAND SLEEVE.	1	
- 77	632766	.	LINER	1	
- 78	631365-5	.	HOSE	1	
- 79	629163	.	CLAMP ASSY.	1	
- 80	□470818-2	.	VALVE ASSY,EXHAUST BYPASS	1	
	35-910028	.	POWER PLANT ASSY,CANTED TURBOCHARGED.	NP	
	106700FR12-14	.	HOSE,OIL BREATHER	1	1
- 81	106200H12-14	.	HOSE,OIL BREATHER	1	2
		.	/ATTACHING PARTS/		
	□CS20A	.	CLAMP,HOSE	2	1
- 82	A18	.	CLAMP,HOSE	2	2
- 83	□WAIT3-14-4	.	DUCT,OIL BREATHER	1	
		.	/ATTACHING PARTS/		
- 84	AN737-38	.	CLAMP,DUCT /SUPERSEDES A12/	2	
		.	/SUPERSEDES 1111-595272/		
- 85	35-921155-109	.	FUEL SYSTEM INSTL /80 GALLON/	NP	
	□366-00	.	VALVE,FUEL VAPOR RETURN TUBE CHECK.	1	
- 86	□AN833-4D	.	ELBOW,FUEL VAPOR RETURN TUBE BULKHEAD	1	

CODE EFFECTIVITY

CODE EFFECTIVITY

1 D-8036 THRU D-8086

2 D-8087 AND AFTER

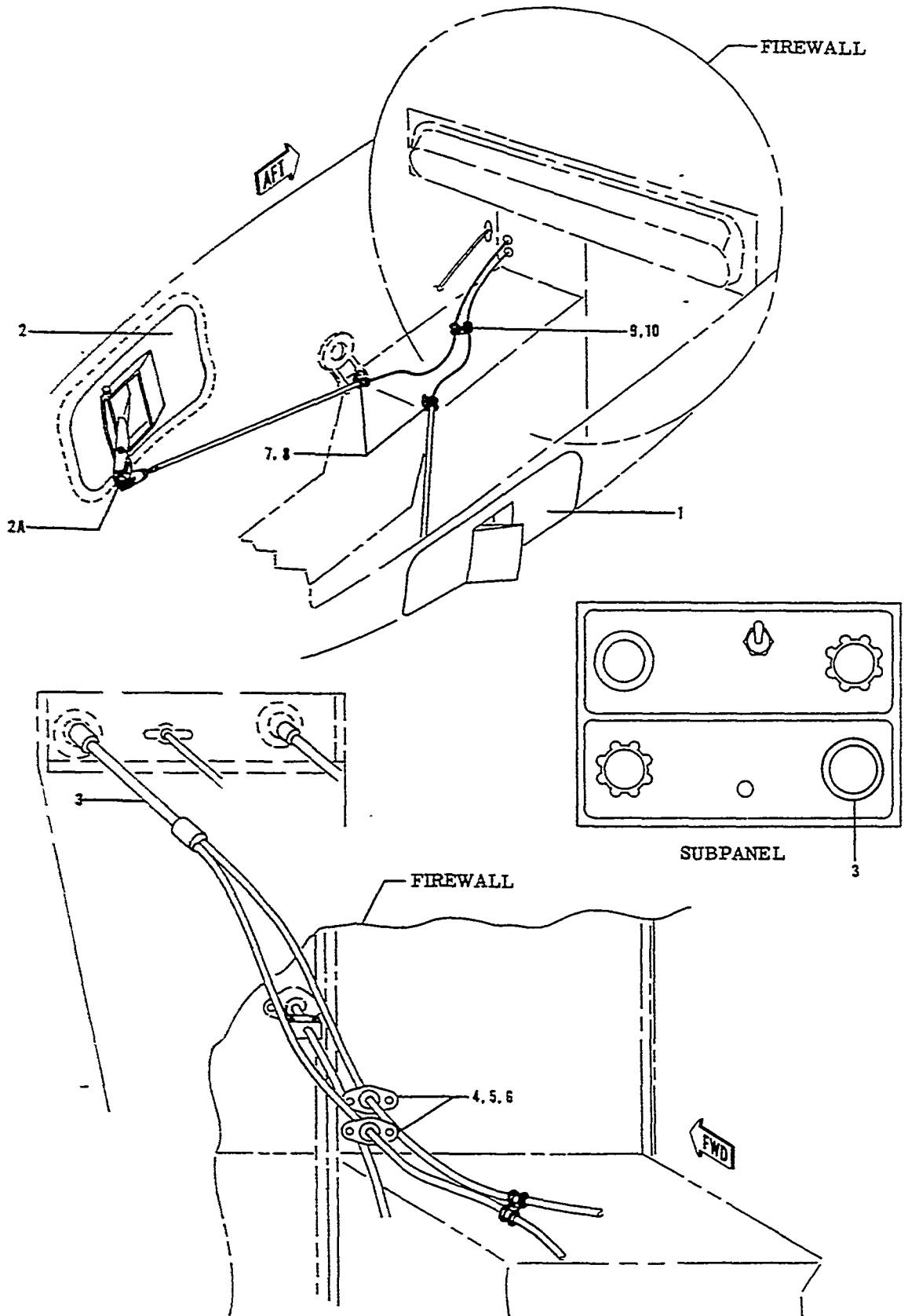


Figure 103. Turbocharger Cooling System

FIG. & INDEX NO.	PART NO.	DESCRIPTION							UNITS PER ASSY	USABLE ON CODE
		1	2	3	4	5	6	7		
103 -	286S35-079	COOLING SYSTEM INSTL,TURBOCHARGER	NP	
	35-400473-602	MATING,FUSELAGE	1	
- 1	□286S35-080-3	PANEL ASSY,LH SIDE.	1	
- 2	□286S35-080-4	PANEL ASSY,RH SIDE.	1	
- 2A	BL5-3CL4	PIN,QUICK RELEASE	1	
- 3	□110149	CONTROL ASSY,FWD FLAP	1	
		/SUPERSEDES 096SCD022/								
- 4	□112436-6	RETAINER,CONTROL SUPPORT.	2	
- 5	□112412	GROMMET,SELF ALIGNING	4	
- 6	□112413-4	BALL,HALF	4	
	□49338	FASTENER.	4	
	□AN960-8	WASHER.	4	
- 7	AN742-5	CLAMP,FLAP CONTROL /SUPERSEDES MS21919DG5/	2	
		/ATTACHING PARTS/								
- 8	□AN3-6A/M/	BOLT.	2	
	□AN960-10	WASHER.	4	
	□MS20365-1032	NUT /SUPERSEDES AN365-1032/	2	
- 9	□MS21919DG4	CLAMP,FLAP CONTROL	2	
		/ATTACHING PARTS/								
- 10	□AN3-6A/M/	BOLT.	1	
	□AN960-10	WASHER.	2	
	□MS20365-1032	NUT /SUPERSEDES AN365-1032/	1	

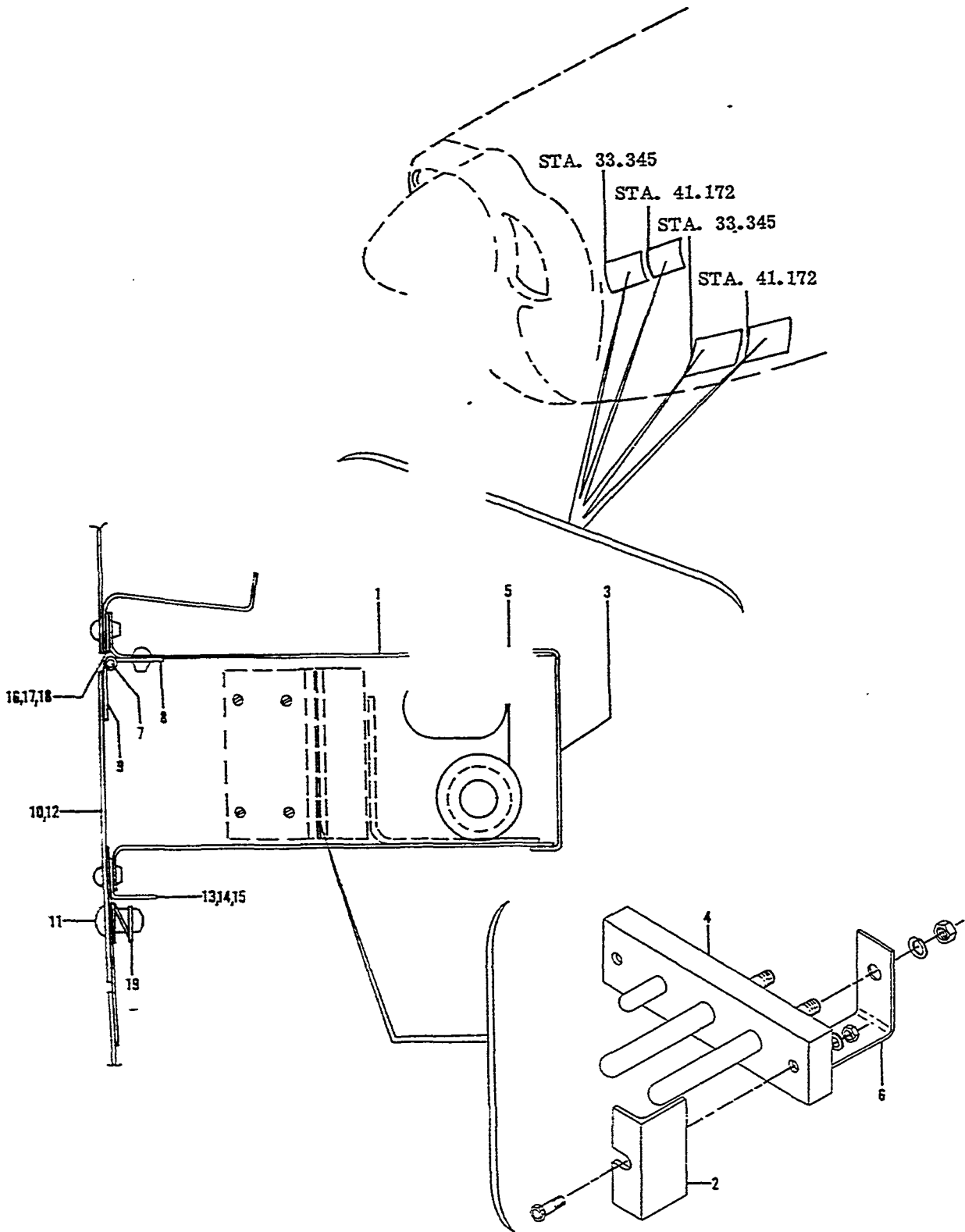


Figure 104. External Power Receptacle

FIG. & INDEX NO.	PART NO.	DESCRIPTION	UNITS PER ASSY	USABLE CN CODE
		1 2 3 4 5 6 7		
104 -	35-036040-1	RECEPTACLE INSTL,RH EXTERNAL POWER.	NP	1
	35-036040	RECEPTACLE INSTL,LH EXTERNAL POWER.	NP	2
	35-036040-14	RECEPTACLE INSTL,LH EXTERNAL POWER.	NP	3
	35-036040-21	/TURBOCHARGED ENGINE/		
	35-036040-21	RECEPTACLE INSTL,RH EXTERNAL POWER.	NP	4
	35-036040-33	. BOX ASSY /SUPERSEDES 35-036040-8/	1	
- 1	180962	. . BOX,EXTERNAL POWER.	1	
- 2	180963	. . BRACKET	2	
- 3	35-036040-32	. . LID /SUPERSEDES 180968/	1	
		/ATTACHING PARTS/		
	AN515-8R6	. . SCREW	3	
- 4	AN2552A3A	. . RECEPTACLE,EXTERNAL POWER	1	
		/ATTACHING PARTS/		
	AN3-7A/M/	. . BOLT.	2	
	AN960-10	. . WASHER.	2	
	MS20365-1032	. . NUT /SUPERSEDES AN365-1032/	2	
- 5	MS35489-52	. . GROMMET /SUPERSEDES AN931A16-22/.	1	
- 6	95-360012-15	. . ANGLE	1	
		/ATTACHING PARTS/		
	AN4	. . BOLT.	1	
	AN960-416	. . WASHER.	1	
	AN316-4R	. . NUT	1	
	180966	. DOOR ASSY	1	
		/ATTACHING PARTS/		
- 7	105774C-ZA00400	. PIN,HINGE	1	
- 8	180966-2	. . HINGE,HALF /ON BOX ASSY/.	1	
- 9	180966-4	. . HINGE,HALF /ON DOOR/.	1	
- 10	180967	. DOOR.	1	
- 11	AA4-30	. . FASTENER,DZUS	1	
- 12	35-364214B-C	. . PLACARD,EXTERNAL POWER /BLACK ON CLEAR/	1	
	35-364214W-C	. . PLACARD,EXTERNAL POWER /WHITE ON CLEAR/	1	
- 13	35-036040-4	. ANGLE /STANDARD ENGINE LH INSTL/.	1	2
- 14	35-036040-5	. ANGLE,/STANDARD ENGINE RH INSTL/.	1	1
- 15	35-036040-20	. ANGLE /TURBOCHARGED ENGINE LH INSTL/.	1	3
	35-036040-25	. ANGLE /RH INSTL/.	1	4
- 16	35-036040-6	. DOUBLER ASSY /STANDARD ENGINE LH INSTL/	1	2
- 17	35-036040-7	. DOUBLER ASSY /STANDARD ENGINE RH INSTL/	1	1
- 18	35-036040-16	. DOUBLER ASSY /TURBOCHARGED ENGINE LH INSTL/	1	3
	35-036040-23	. DOUBLER ASSY /RH INSTL/	1	4
- 19	S4-725	. . SPRING,DZUS FASTENER.	1	
	MS25123-3-2	. BOARD,TERMINAL.	1	
	MS25226-6-2	. BAR,BUS	1	

CODE EFFECTIVITY

- 1 D-4866 THRU D-7309
- 3 D-8036 THRU D-8238

CODE EFFECTIVITY


- 2 D-7310 THRU D-8238
- 4 D-8239 AND AFTER

S
E
C
T
I
O
N

Beechcraft

BONANZA
MODEL 35

**TURBOCHARGED ENGINE
ALPHA-NUMERICAL INDEX**



MODEL 35 PARTS CATALOG

PART NUMBER	FIGURE & INDEX NO.	QTY. PER ART.	PART NUMBER	FIGURE & INDEX NO.	QTY. PER ART.	PART NUMBER	FIGURE & INDEX NO.	QTY. PER ART.
0AC273	100	12	0AN960-616	102	2	0U4211-375M	101 - 13	1
0AN2552A3A	104	1	0AN960-716	100	4	0WAIT3-14-4	100 - 43	1
0AN3-10/M/	52	4	0AN960-716L	102	2	0WAIT3-14-4	102 - 83	1
0AN3-12/M/	101	1	0AN960-716L	102	2	0096SCD006-3	102 - 11	1
0AN3-14/M/	101	2	0AN960-8	100	2	0096SCD006-5	102 - 10	1
0AN3-25A/M/	101	3	0AN960-8	100	2	0096SCD006-7	102 - 9	1
0AN3-4A/M/	101	21	0AN960-8	100	1	0096SCD025-1	52 - 8	1
0AN3-4A/M/	101	31	0AN960-8	101	2	1J1-1	64C-12	1
0AN3-5/M/	102	68	0AN960-8	103	4	01K1-6-10	64C-6	1
0AN3-5A/M/	101	12	0AN960C10	101	1	01K1-6-10	64C-14	2
0AN3-5A/M/	101	16	0AN960C10	101	2	0100696D-ZF020	100	1
0AN3-6A/M/	103	8	0AN960C10L	52	8	0100696D-ZF100	100 - 49	1
0AN3-6A/M/	103	10	0AN960C616	101	8	0100696D-ZG204	100 - 46	1
0AN3-7A/M/	52	3	0AN960C616	102	8	100696D-ZT016	66A-3	3
0AN3-7A/M/	104	1	0A109-014-1	5	1	0105774C-ZA00400	104 - 40	1
0AN3C15A/M/	101	34	A14	64C	2	0106-100002	100 - 45	1
0AN310-3	52	2	A14	64C	6	01068	100 - 45	1
0AN310-3	52	2	A15060	55 - 3	1	106200FR12-14	100	1
0AN310-3	101	3	A157-017-1	67	4	106200FR12-14	102 - 15	1
0AN310-5	52	1	A1795-1021	102	3	106200HM12-14	100	1
0AN315-3R	100	1	A18	100	2	106200HM12-14	102 - 81	1
0AN316-4R	104	4	A18	102 - 82	2	108492S1416-116	64C	1
0AN363C624	101	4	A1825	66A	2	011A	100	1
0AN363C624	102	4	0A4-30	104 - 11	1	0110149	103 - 3	1
0AN380-1-1	74	1	A905	74	1	01108249	100 - 3	1
0AN4	104	2	BL5-3CL4	103 - 2A	2	01114213	100 - 28	1
0AN4-10A/M/	102	7	0B3243	100	1	0111745	5 - 5	1
0AN4-4A/M/	100	2	0B3243	100	1	0112412	100 - 30	2
0AN4-4A/M/	100	2	0B3410-16	47A	AR	0112412	103 - 5	4
0AN4-6A/M/	55	2	0B3410-16	100	AR	0112413-4	100 - 31	2
0AN4-6A/M/	101	27	0CL230784	101 - 32	1	0112413-4	103 - 6	4
0AN4-7A/M/	101	26	CS14A	64C-8	2	0112436-6	100 - 32	1
ANS07-6R6	5	4	CS20A	100	2	0112436-6	103 - 4	2
ANS15-8-24	100	48	CS4000W/265-4	102	2	0112733-2	5 - 1	4
0ANS15-8R6	100	47	D3393	118	2	0112733-4	5 - 4	4
0ANS15-8R6	104	3	D3586	100	1	0112734	5 - 8	3
0ANS15-8R8	100	2	0D611A	118 - 19	2	0112735	5 - 3	3
ANS20-10R10	64C	2	0F34-14M	52 - 4	1	0112735	5 - 4	2
0ANS20-10R18	100	1	0F34-14M	52 - 6	1	0115081-7	5 - 7	2
0ANS20-10R8	8A	1	IM30-9	64C-19	1	0115081-7	5 - 7	2
0ANS20-10R8	66A	2	0J10520-1	100 - 41	4	0115167CX7060585	100 - 13	1
ANS20-416R24	66A	3	J2049-2D	58	4	0115167DXX12081683	101 - 24	1
ANS30-10R8	102	42	K666002-6-0123	102 - 31	1	0115167DXX12081683	101 - 22	1
ANS45-8R3	55	2	LO16A10	100 - 12	1	0118643-2	5 - 9	1
0AN6C12A/M/	101	42	MCI104	101 - 47	1	0130006A10328C	66A	1
0AN6C12A/M/	102	4	0MODEL 106B	101 - 46	1	0130071	5 - 10	1
0AN6270-2-12	100	34	0MS20074-04-16/M	102 - 14	4	130728	5 - 6	1
0AN6270-2-16	100	37	0MS20074-06-05/M	102 - 2	2	0133A3	64C-10	1
0AN6270-4-15	102	57	0MS20342-5-93	14C-9	1	0138-1	66A-5	1
0AN6270-4-23	102	59	0MS20364-632	5	4	0145	63 - 2	1
0AN7-36A/M/	100	42	0MS20365-1032	8A	1	0145	101 - 48	1
0AN7-37A/M/	102	15	0MS20365-1032	52	2	01512926	100 - 22	1
AN737-38	100	2	0MS20365-1032	64C	2	180962	104 - 1	1
AN737-38	102	84	0MS20365-1032	102	1	180963	104 - 2	1
0AN737R8	102	54	0MS20365-1032	103	2	0180966	104 - 2	1
0AN74A6/M/	52	13	0MS20365-1032	103	2	180966-2	104 - 8	1
AN742-5	103	7	0MS20365-1032	104	2	180966-4	104 - 9	1
0AN743-13	66A	6	0MS20365-1032	55	4	180967	104 - 10	1
0AN76A6/M/	102	2	0MS20365-1032	100	2	018276-225	101 - 26	3
AN807-10	64C	24	0MS20365-1032	100	2	0186-218	101 - 29	3
0AN815-6D	55	15	0MS20365-1032	100	1	01906945	100	4
0AN815-8D	102	51	0MS20365-1032	100	1	01964682	100	4
0AN816-4C	102	60	0MS20365-1032	100	1	2A36C8C/8482	102 - 26	1
0AN816-6C	102	32	0MS20365-1032	64C-3	3	2C63750CK	102 - 45	1
0AN818-8C	64C	2	0MS20819-8	102 - 37	1	2140-53	55 - 30	9
0AN822-10D	102	36	MS20822-2D	64C-4	4	0224CW	64C-5	1
0AN826-4C	102	35	MS20822-8	101	2	0224CW	64C-15	1
0AN826-6C	102	29	0MS21045-08	101	1	024096N225	101 - 7	2
0AN832-2C	100	35	0MS21045-3	101	1	2500	52	2
0AN832-4C	103	58	0MS21045-3	101	2	268535-078-131	102 - 34	1
0AN833-2C	100	38	0MS21045-3	101	4	02865TD070	101 - 43	1
0AN833-4C	102	26	0MS21045-3	101	4	02865TD070	102 - 5	1
0AN833-6C	102	86	0MS21045-4	101	8	286535-071	101	1
0AN833-6D	102	19	0MS21045-4	101	4	286535-072	102 -	1
0AN837-6C	102	18	0MS21046C3	101	2	286535-072-27	102 - 6	1
0AN840-4D	102	38	MS21919DG11	64C-23	2	286535-072-3	102 - 12	1
0AN840-6C	102	49	MS21919DG12	100 - 44	3	286535-072-31	102 - 8	1
0AN9C0-10	100	2	MS21919DG12	102 - 44	1	286535-072-5	102 - 13	1
0AN919-12D	102	21	MS21919DG3	8A-6	6	286535-072-7	102 - 1	1
0AN919-6D	102	22	MS21919DG32	101 - 30	1	286535-073	101	1
0AN924-10	64C	22	MS21919DG4	100 - 50	1	286535-074-109	101 - 33	2
AN924-2C	100	1	MS21919DG7	102 - 67	2	286535-074-13	101 - 1	1
AN924-2D	100	1	MS22465-132	52	1	286535-074-131	101 - 17	1
0AN924-4C	102	1	MS22465-132	52	1	286535-074-135	101 - 15	1
0AN924-4D	102	1	MS22465-132	101	3	286535-074-137	101 - 18	1
0AN924-6C	55	11	MS22465-134	104	1	286535-074-15	101 - 41	1
0AN924-6C	102	1	MS25123-3-2	104	1	286535-074-17	102 - 3	1
0AN931-12-17	100	18	MS25224-6-2	104	1	286535-074-19	101 - 11	1
0AN935-416	52	1	MS28741-4-0200	100 - 14	1	286535-074-19	101 - 14	1
AN935-616	102	2	MS28741-4-0270	100 - 21	1	286535-074-21	101 - 4	1
0AN936A10	52	1	MS28778-10	102 - 46	1	286535-074-2	101 - 5	1
0AN936A10	100	1	MS28778-4	102 - 27	2	286535-074-7	101 - 3	1
0AN960-10	8A	1	MS28778-6	102 - 20	4	286535-074-9	101 - 8	1
0AN960-10	55	2	MS28778-8	102 - 52	1	286535-074-93	101 - 9	1
0AN960-10	64C	2	MS29512-6	55 - 12	2	286535-075	8A-	1
0AN960-10	101	1	MS3106-18-14S	66A	1	286535-076-3	8A-1	1
0AN960-10	101	4	MS335058-21	74 - 39	1	286535-076-37	8A-5	1
0AN960-10	101	9	MS35489-52	104 - 5	1	286535-076-5	8A-2	1
0AN960-10	101	1	0NAS220-8	101 - 10	2	286535-077	63 -	1
0AN960-10	103	4	0NAS397-24	100	1	286535-077	100 -	1
0AN960-10	103	2	0NAS397-28	100	1	286535-077	102	1
0AN960-10	104	2	NAS43-3-16	52	1	286535-078-121	102 - 56	1
0AN960-10L	101	2	NAS43-3-16	52	1	286535-078-123	100 - 52	1
0AN960-10L	102	2	0NAS520-32-12	8A-3	2	286535-078-123	102 - 65	1
0AN960-1416	64C	2	NAS561-3-12	52 - 10	1	286535-078-135	102 - 62A	1
0AN960-416	52	6	NAS561-3-16	52 - 11	1	286535-078-137	102 - 47A	1
0AN960-416	100	1	0PF81A	100	2	286535-078-17	102 - 64	1
0AN960-416	100	2	0PP561DS4	55 - 2	2	286535-078-3	102 - 41	1
0AN960-416	100	8	0QS100M36	55 - 2	2	286535-078-41	102 - 53	1
0AN960-416	101	8	0QS100M64	8A-4	4	286535-078-43	102 - 62	1
0AN960-416	102	4	0RMB32N	100 - 25	12	286535-078-47	102 - 47	1
0AN960-416	102	4	0SS68172	8A-1A	1	286535-078-49	100 - 51	1
0AN960-416	104	1	0S101-456-23	55 - 14	1	286535-078-49	102 - 33	1
0AN960-416L	55	2	0S4-225	104 - 19	1	286535-078-59	102 - 69	1
0AN960-516	100	1	0S550	60A-7	1	286535-078-9	102 - 25	1
0AN960-516L	100	1	0S6RN1201	100 - 6	1	286535-079	103	1
0AN960-6L	5	4	0S6RN1205	100 - 6	1	286535-080-3	103	

MODEL 35 PARTS CATALOG

PART NUMBER	FIGURE & INDEX NO.	QTY. PER ART.	PART NUMBER	FIGURE & INDEX NO.	QTY. PER ART.	PART NUMBER	FIGURE & INDEX NO.	QTY. PER ART.
□286535-080-4	100	2	□470818-2	102	80			
286535-089	100	1	□470828-10	52	9			
286535-090-13	100	7	□470828-10	102	16			
□286535-090-15	100	4	□48155	64C	11			
286535-090-3	100	5	□49338	100	33			
□286535-090-9	100	1	□49338	103	4			
□286535-091-21	100	1	□50-380094-1	63	3			
□286535-091-2	100	1	□536038	100	9			
□286535-092-3	100	20	□536038	101	38			
286535-093	50	1	□536588-75	102	74			
□2985054	66A	8	537490	52	2			
□3A32C76T/82NB2	100	1	55027	74	38			
□3005A1	64C	1	55036	74	37			
33-329010-5	64C	18	55036-1	74	36			
□33-910000-13	100	24	55039	74	40			
□33-92C000-11	102	55	601000-10D0324	102	43			
35-C00042-1	55	1	601000-600082	102	17			
35-C00042-3	55	1	601001-800320	102	50			
35-C00042-5	55	1	601054-600217	102	28			
□35-C00043-1	55	12	□628260	100	8			
35-C00043-3	55	2	□628260	101	37			
35-C00046-1	55	2	628321-38	52	15			
35-C00046-3	55	2	628555-1	102	73			
□35-C00068	55	11	628572	102	72			
35-C36040	104	1	628675	102	70			
35-036040-1	104	1	629163	102	79			
35-036040-14	104	1	629275	102	71			
35-036040-16	104	18	631218	52	16			
35-036040-20	104	15	□631365-5	102	78			
35-036040-21	104	1	□631547	100	2			
35-036040-23	104	1	□632399	100	10			
35-036040-25	104	1	□632729-1	100	7			
35-036040-32	104	3	632766	102	77			
35-036040-33	104	1	632767	102	76			
35-036040-4	104	13	□633277	100	4			
35-036040-5	104	14	□633277	102	40			
□35-036040-6	104	16	633282	102	75			
□35-036040-7	104	17	633286	52	12			
35-324407-1	64C	1	633299	52	14			
35-324407-11	64C	7	633627-1	100	4A			
35-324407-3	64C	1	□6409710	100	29			
35-324407-7	64C	1	6606	102	48			
35-324407-9	64C	9	739-4	100	63			
35-329007	63	1	□79-028-125-1250	100	4			
□35-329007-1	101	1	□8057-19	100	19			
35-329012-11	64C	16	□8057-19	101	40			
35-329012-15	64C	20	□9C00590	66A	2			
35-329012-17	64C	21	95-360012-15	104	6			
35-329012-19	64C	22	96-910002-57	100	17			
35-329012-3	64C	13	96033	74	1			
35-329012-7	64C	1	□99871C098	8A	2			
35-329012-9	64C	17						
35-364153-11	66A	1						
35-364153-620	100	1						
35-364153-667	66A	1						
35-364153-671	66A	1						
35-364170-7	68	1						
□35-3642148-C	104	12						
□35-364214W-C	104	1						
□35-369017-1	66A	4						
35-369145	66A	1						
□35-380052	52	1						
□35-380053-3	63	13						
□35-380054-5	102	61						
□35-380054-5	100	11						
□35-380088	66A	1						
□35-38C093	101	1						
35-400473-602	102	1						
35-400473-602	102	1						
35-400473-602	102	1						
35-400473-602	103	1						
□35-410169	5	2						
35-524585-23	61	1						
35-524656-7	61	1						
35-524668	61	1						
35-590113	6	1						
□35-590113-11	6	1						
□35-590113-13	6	1						
□35-590113-15	6	1						
35-815265	68	1						
35-815267-1	68	2						
□35-910005-5	100	36						
35-910007-15	100	16						
35-910028	100	1						
35-910028	101	1						
35-910028	102	1						
□35-910028-11	100	1						
□35-910028-15	100	1						
35-910028-19	102	66						
□35-910028-21	100	1						
□35-910028-23	100	1						
□35-910028-3	100	20						
35-910028-601	101	1						
35-910028-601	102	1						
35-910028-601	102	1						
35-910028-601	100	27						
□35-910028-7	100	1						
□35-910028-9	49	1						
35-910053-12	50A	1						
35-910067-119	50A	1						
35-910067-121	50A	1						
35-910067-123	8A	7						
35-919025-11	8A	7						
35-919025-7	8A	8						
35-919025-9	102	1						
35-921155-109	74	1						
□35-924255-1	100	39						
□35-939140-3	49	2						
35-944011-8	49	1						
35-944056-1	52	1						
35-944056-1	101	25						
□35-950004-17	102	85						
□366-00	102	24						
□406672	101	39						
406610-1	102	39						
406610-1	55	1						
□4140-00-103	101	5						
□470818-2	101	5						