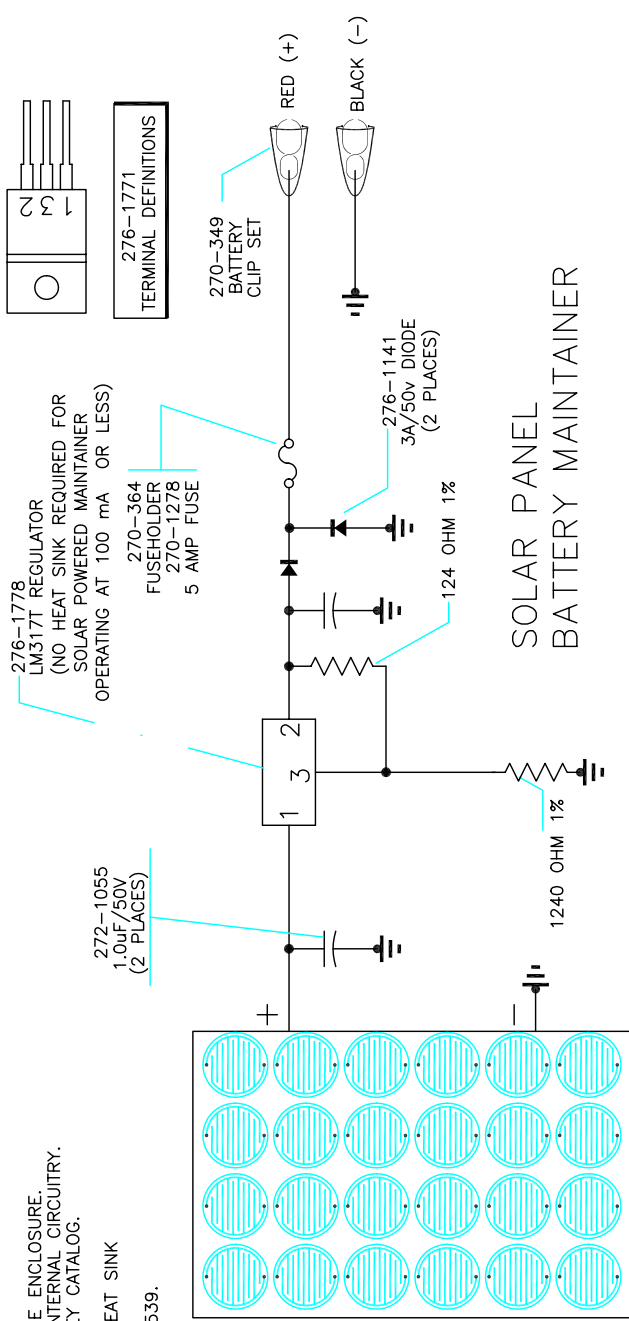
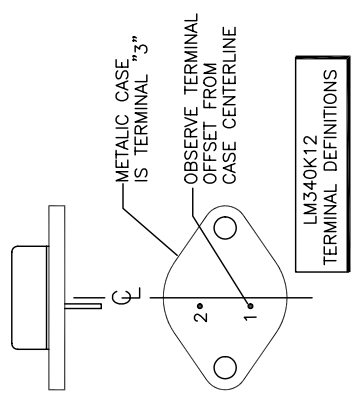


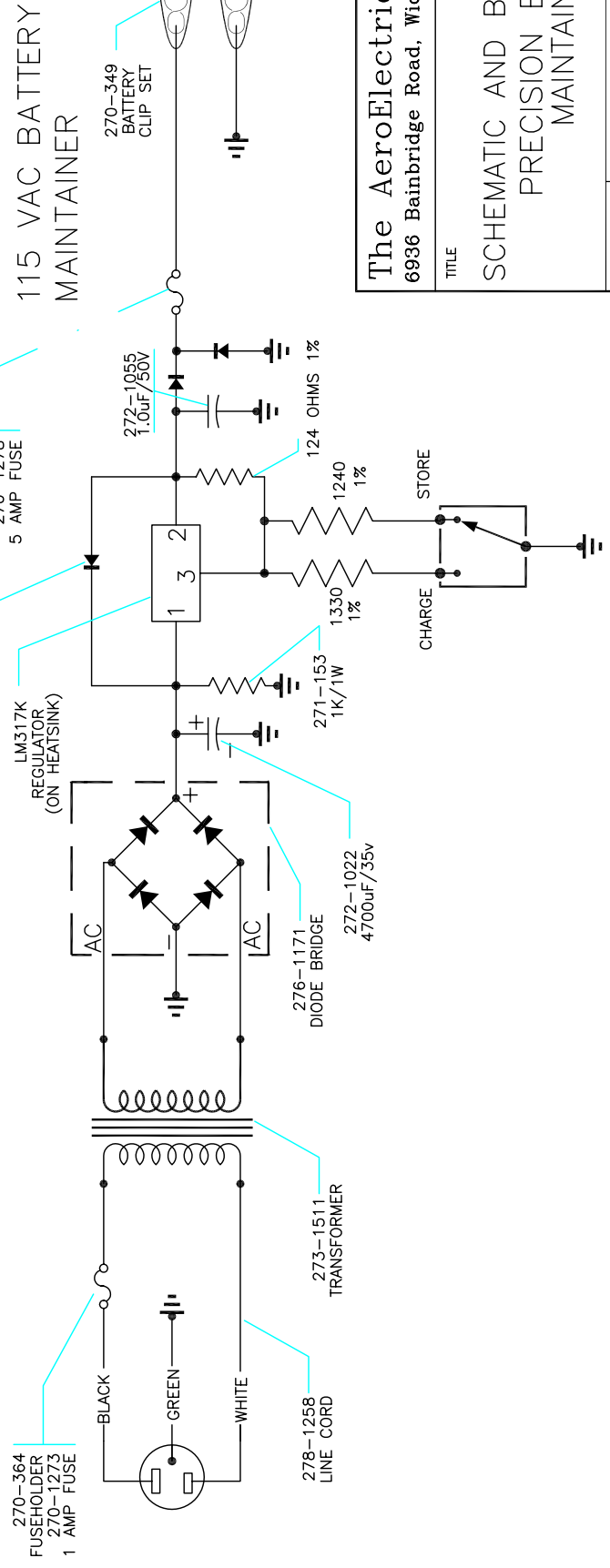
- NOTES:
1. USE GROMMETS TO PROTECT WIRES WHERE THEY PENETRATE THE ENCLOSURE.
 2. USE WIRE CLAMPS TO STRAIN RELIEVE WIRE CONNECTIONS TO INTERNAL CIRCUITRY.
 3. 2XX-XXX NUMBERS ARE RADIO SHACK, OTHERWISE SEE DIGI-KEY CATALOG.
 4. MOUNT LM340K12 REGULATOR ON DIGI-KEY HS142 HEATSINK.
 5. USE RADIO SHACK 276-1371 INSULATOR KIT AND 276-1372 HEAT SINK GREASE TO INSTALL LM340K.
 6. DIGIKEY CATALOGS ARE FREE FOR ASKING, CALL 1-800-344-4539.



SOLAR PANEL BATTERY MAINTAINER



LM340K12
TERMINAL DEFINITIONS



115 VAC BATTERY MAINTAINER

The AeroElectric Connection
6936 Bainbridge Road, Wichita, KS 67226-1008

TITLE
SCHEMATIC AND BILL OF MATL'S
PRECISION BATTERY
MAINTAINER

REVISION D DATE 3-30-97 PAGE 1 OF 1