

Power Relay T9A

- 1 pole 30 A, 1 NO or 1 CO contact
- High breaking capacity 7500 VA
- PCB- and PCB/quick connect terminals
- Chassis mount version with quick connect terminals
- UL-class F as standard
- Ambient temperature 85°C
- Open version available
- RoHS compliant (Directive 2002/95/EC) as per product date code 0509

Applications

HVAC, power supplies, domestic appliances, measurement&control



F0156-A



F0179-A

Approvals

UL E22575, **CS** LR15734

Technical data of approved types on request

Contact data

Contact configuration	1 NO contact	1 CO contact
Contact set	single contact	
Type of interruption	micro disconnection	
Rated current NO / NC contact	30 A	20 / 10 A
Rated voltage / max.switching voltage AC	240/400 VA	
Contact material	AgCdO	
Minimum contact load	≥ 1A, 5VDC / 12 VAC	
Mechanical endurance	typ. 10x10 ⁵ cycles	

Contact ratings

Type	Load	Cycles
NO	UL General Purpose, 30 A @ 240 VAC	1x10 ⁵
CO	UL General Purpose, 20 A/10 A @ 240 VAC	1x10 ⁵
NO	Resistive, 25 A @ 240 VAC	1x10 ⁵
CO	Resistive, 20 A/10 A @ 240 VAC	1x10 ⁵

Coil data

Rated coil voltage range DC coil	5...48 VDC
Coil power DC coil	1000mW

Coil versions, DC-coil

Coil code	Rated voltage VDC	Operate voltage VDC	Release voltage VDC	Coil resistance Ω	Rated coil power mW
6	6	4.5	0.6	36±10%	1000
12	12	9.0	1.2	144±10%	1000
24	24	18.0	2.4	576±10%	1000
48	48	36.0	4.8	2304±10%	1000

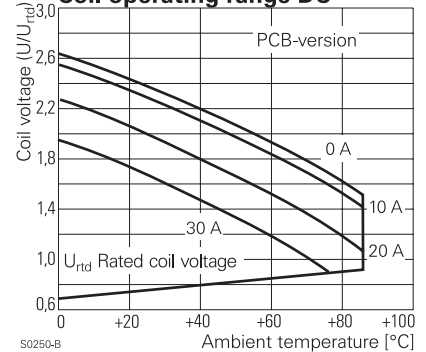
All figures are given for coil without preenergization, at ambient temperature +23°C

Other coil voltages on request

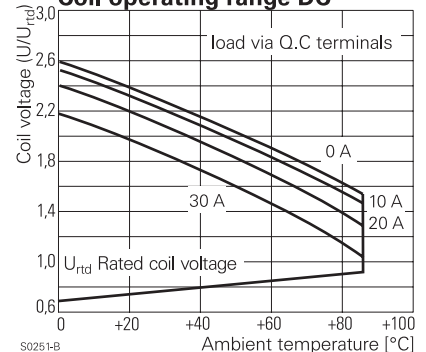
Insulation

Insulation resistance coil-contact circuit	> 10 ⁹ Ohms
Dielectric strength coil-contact circuit	2500 V _{rms}
open contact circuit	1500 V _{rms}
Clearance / creepage coil-contact circuit	≥ 2.5 / 4 mm; ≥3.1 / 6.3 mm (UL508)
Insulation to IEC 60664-1	
Type of insulation coil-contact circuit	basic
open contact circuit	functional
Rated insulation voltage	250 V
Pollution degree	3
Rated voltage system	240/400 V
Overvoltage category	III

Coil operating range DC



Coil operating range DC



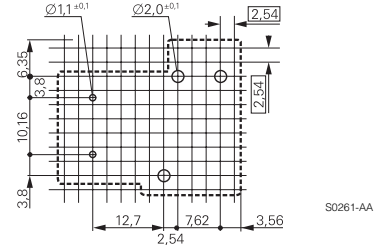
Other data

RoHS - Directive 2002/95/EC	compliant per product date code 0509
Flammability class according to UL94	V-0
Ambient temperature range (see 'Coil operating range')	-55...+85°C
Operate- / release time including bounce time	15 / 15ms
Vibration resistance (function) NO / NC contact	1.65 mm, 10...55 Hz
Shock resistance (function) NO / NC contact	10 g for 11 ms
Shock resistance (destruction)	100 g
Category of protection	RT III - wash tight ('Enclosure S') RT I - dust protected ('Enclosure P')
Relay weight	26 / 33 g
Packaging unit	250 pcs

PCB layout / terminal assignment

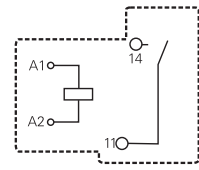
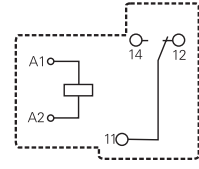
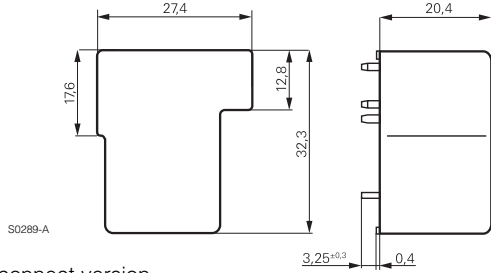
Bottom view on solder pins

PCB version

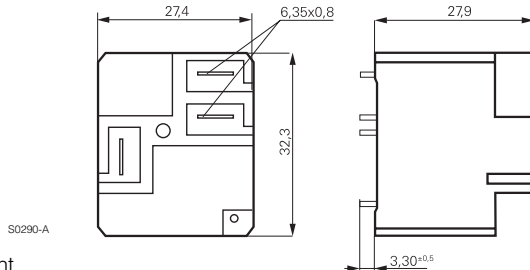


Dimensions

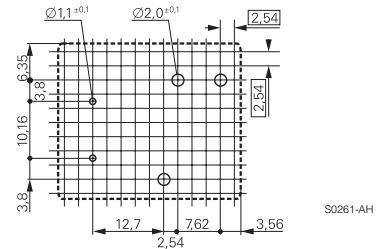
PCB version



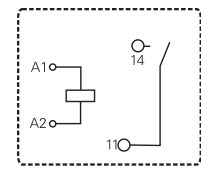
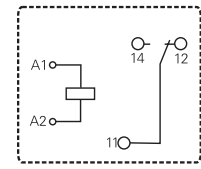
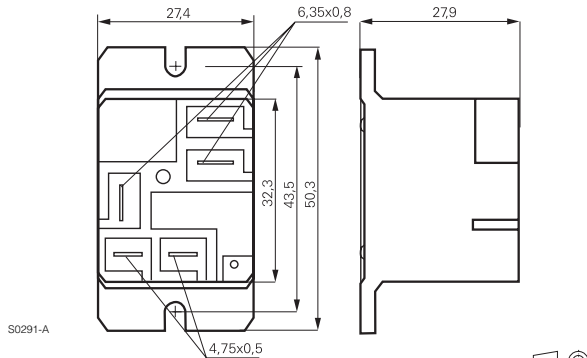
PCB-/quick connect version



PCB-/quick connect version



Flange mount



Power Relay T9A (Continued)

Product key

T	9	A			D		2			
---	---	---	--	--	---	--	---	--	--	--

Type

Enclosure

- P** dust protected (flange mount)
- S** wash tight (PCB- or PCB-/quick connect version)

Contact configuration

- 1** 1 NO contact
- 5** 1 CO contact

Coil version

- D** DC coil 1 W

Mounting

- 1** PCB-version
- 2** PCB-terminals for coil and contacts, quick connect terminals for contacts
- 5** Flange mount, 4.75 mm quick connect term. for coil, 6.35 mm quick connect term. for contacts

Contact material

- 2** AgCdO

Coil

Coil code: please refer to coil versions table

Other types on request

Product key	Version	Cont-material	Cont.configuration	Coil	Part number
T9AS1D12-12	pcb-version	AgCdO	1 NO contact	12 VDC	1-1393210-3
T9AS1D12-18	wash tight			18 VDC	1-1393210-5
T9AS1D22-12	pcb terminals			12 VDC	1-1419104-7
T9AS1D22-24	quick connect term.			24 VDC	2-1419104-1
T9AS5D22-12	for contacts		1 CO contact	12 VDC	3-1419104-3
T9AS5D22-24	wash tight			24 VDC	3-1419104-6