

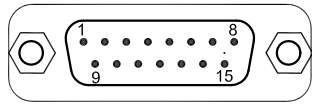
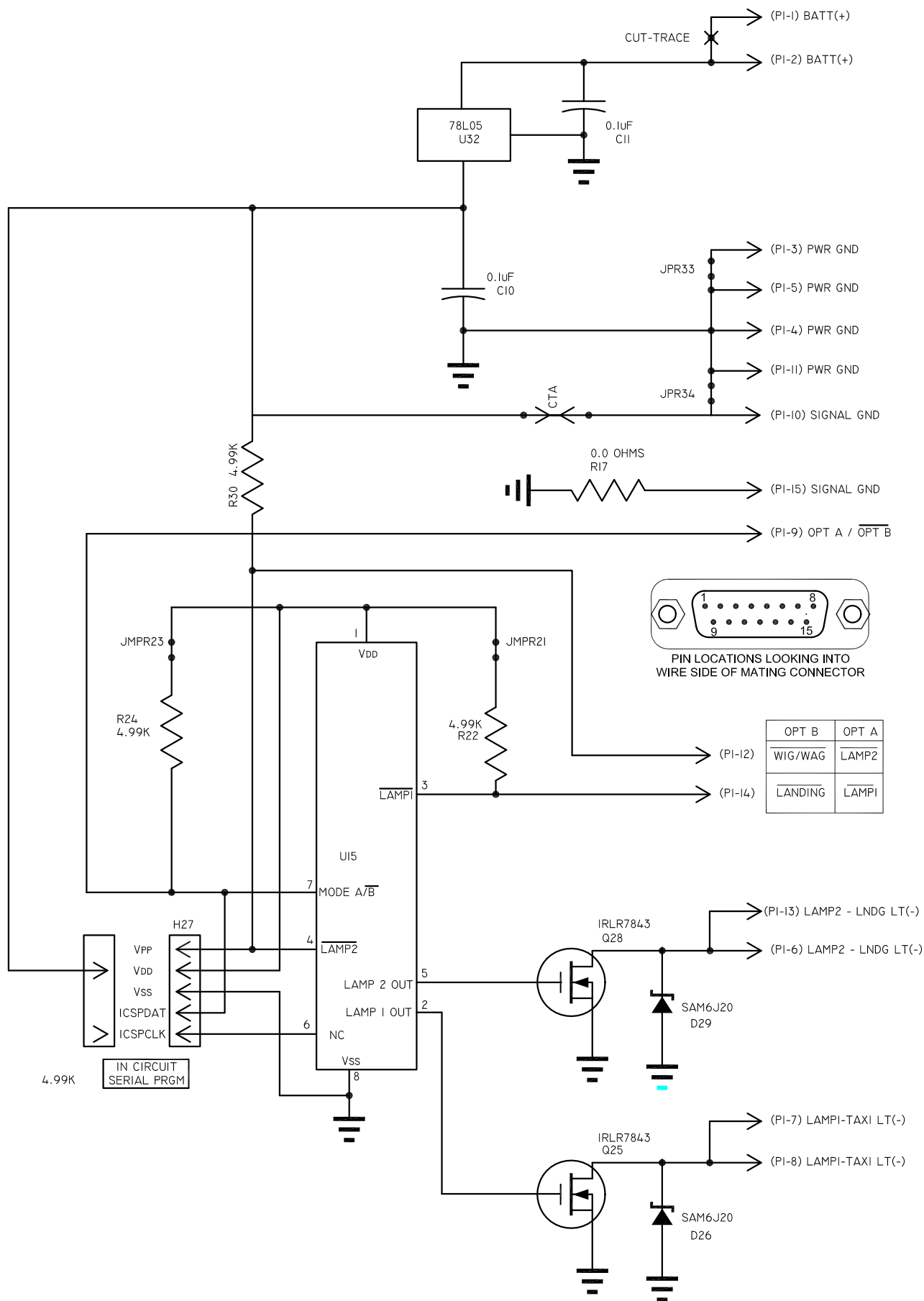
# AEC9012 PROGRAMMABLE WIG-WAG CONTROLLER

## OPEN SOURCE PROJECT

AEROELECTRIC CONNECTION  
209 CURRY LN, P.O. BOX 130  
MEDICINE LODGE, KS 67104  
620-886-3403  
AEROELECTRIC.COM

REV -E- 12/17/12

TITLE	PAGE
9012 OPEN SOURCE WIG WAG CNTRLR	0.0



PIN LOCATIONS LOOKING INTO WIRE SIDE OF MATING CONNECTOR

OPT B	OPT A
WIG/WAG	LAMP2
LANDING	LAMP1

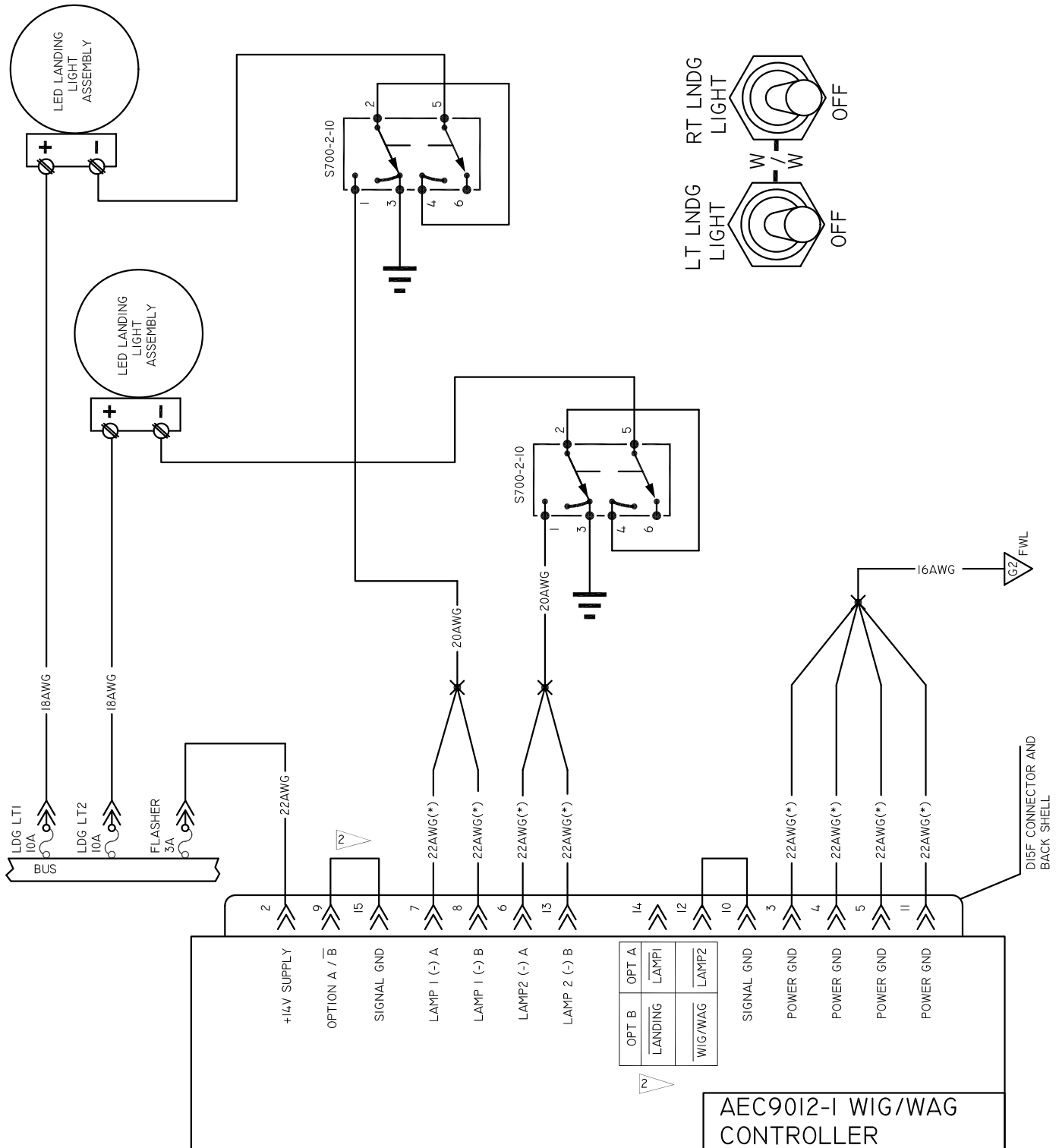
TITLE	PAGE
SCHEMATIC DIAGRAM 9012	

		JPR34	S/A R22	JUMPER WIRE	
		JPR33	S/A R22		
	1	Q32	78L05	3-TERMINAL, 5V, 100MA REGULATOR, T092	
		R31	S/A Q25		
		R30	S/A R22		
		D29	S/A D26		
		Q28	S/A Q25		
		R27	S/A R2		
	2	D26	SAM6J20	TRANSORB, 20V, 600W, D02I4AC	DIGIKEY
	2	Q25	IRLR7843PBFCT	HEXFET, N-CH, 30V, 3.3MOHM, I60A, T0263	IR
		R24	S/A R22		
		JPR23	S/A R2		
	3	R22	P4.99KFCT	RES TF, 4.99K, 1%, 1/4W, I206	
		JPR21		JUMPER WIRE	
		C20	NOT USED		STM
		RI9	NOT USED		
		RI8	NOT USED		IR
	1	RI7		JUMPER WIRE	AEC
		CI6	S/A C6		
	1	UI5	9012-500-1A	uCNTRLR, FLASH, DIP8 (PROGRAMMED)	
		RI4	NOT USED	NOT USED ON /-10	
		RI3	NOT USED		
					STACKPOLE
		RI2	NOT USED		
		CI1	S/A CI0		
	2	CI0	GRM319F5IH104ZA01D	MC CAP, 0.1uF, 50V, I206	
		U9	NOT USED		
		R8	NOT USED		
		R7	S/A R2		
	4	C6	NOT USED		
		R5	NOT USED		
		R4	NOT USED		
		R3	NOT USED		
			NOT USED		
	1	PI	I71-015-I13R021	CONNECTOR, DI5M, 0.25" SPACER BD SIDE	NORCOMP
	1		900A-300-1A	ECB	AEC
			9012-200-1	ECB ASSY, UC WIG-WAG CONTROLLER	AEC
	/-1	REF DESIG	PART NUMBER	DESCRIPTION	MFGR/SUPPLIER
QUANTITY					REV -E- 12/17/12

TITLE		TITLE		PAGE
BILL OF MATERIALS - 9012-200				

NOTES:

- I. WIRES MARKED (\*) ARE 12" LONG AND TERMINATED INTO COMMON CRIMP ON SPLICE. THESE ARE "RESISTORS" WHICH INSURE SHARING OF CURRENTS IN PARALLELED CONNECTORS.

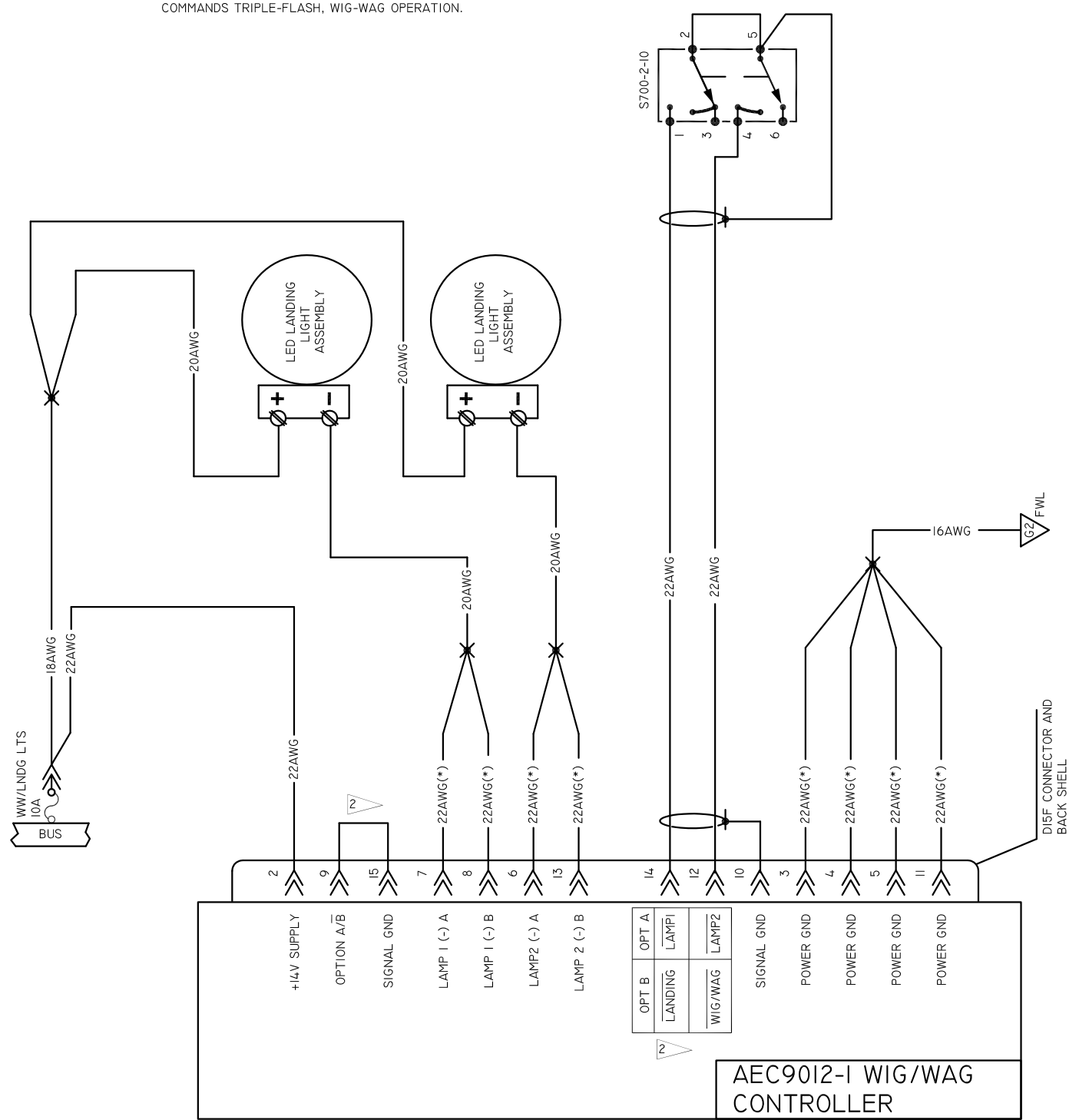
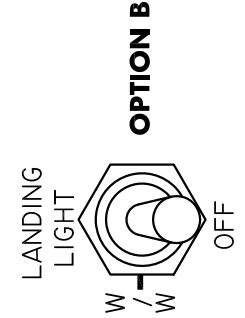
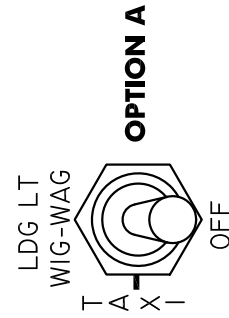


NOTES:

I. WIRES MARKED (\*) ARE 12" LONG AND TERMINATED INTO COMMON CRIMP ON SPLICE. THESE ARE "RESISTORS" WHICH INSURE SHARING OF CURRENTS IN PARALLELED CONNECTORS.

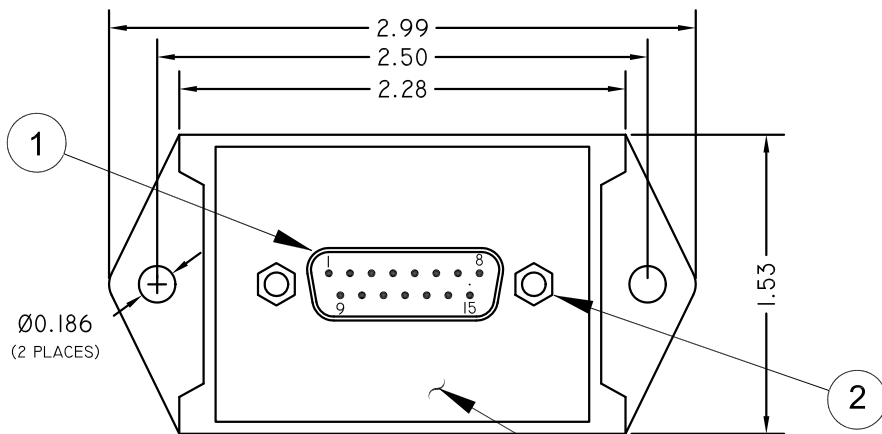
2. WHEN STRAPPED FOR OPTION B, THE MID POSITION OF THE CONTROL SWITCH OFFERS TRIPLE-FLASH WIG-WAG OPERATION. FULL UP POSITION OFFERS BOTH LAMPS ON STEADY.

WHEN UN-STRAPPED FOR OPTION A, THE MID POSITION OF THE CONTROL SWITCH COMMANDS STEADY-ON TAXI LIGHT. FULL UP POSITION AFTER MORE THAN ONE SECOND WILL ADD THE SECOND LAMP FOR LANDING. A RAPID MOVEMENT OF THE SWITCH FROM OFF TO FULL UP COMMANDS TRIPLE-FLASH, WIG-WAG OPERATION.

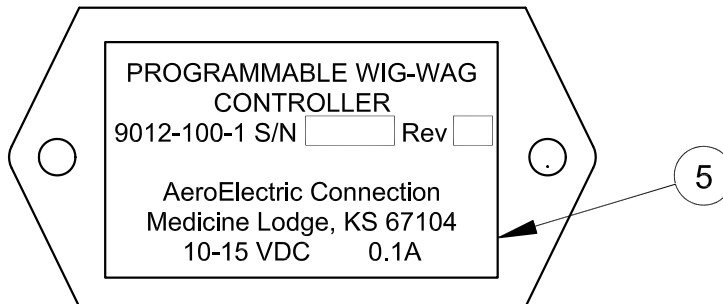
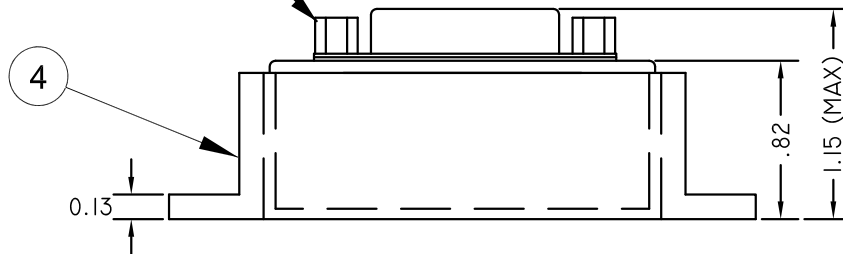


OPT A	OPT A
LAMP1	LAMP2
OPT B	OPT B
LANDING	WIG/WAG

AEC9012-1 WIG/WAG CONTROLLER



DI5M CONNECTOR MATES WITH DI5F ON HARNESS.



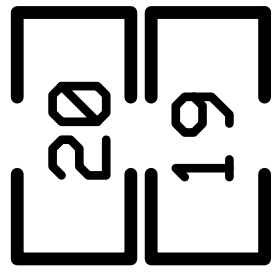
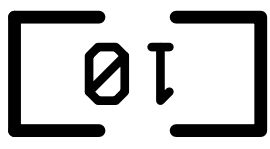
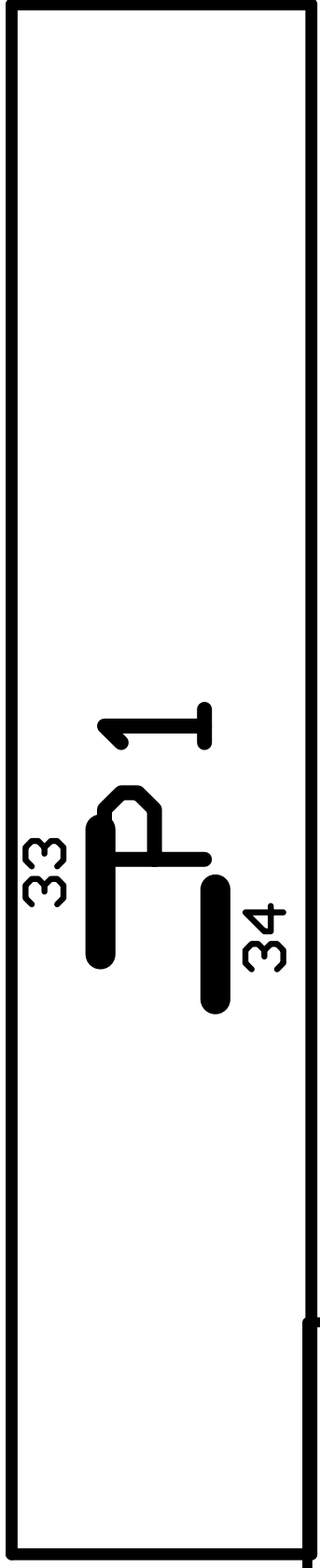
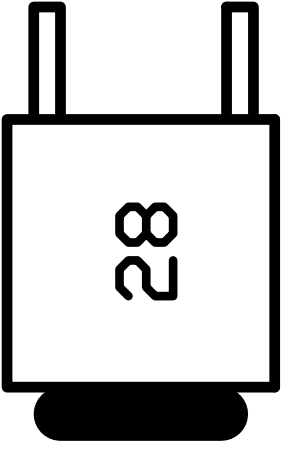

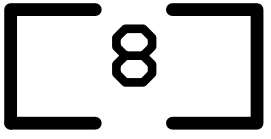
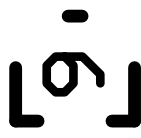
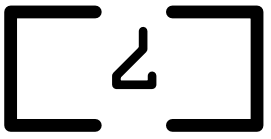
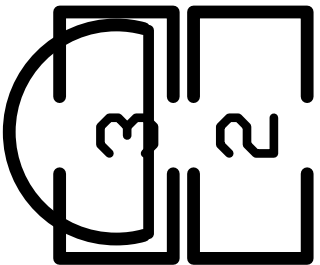


PROGRAMMABLE WIG-WAG  
CONTROLLER  
9012-100-1 S/N  Rev   
AeroElectric Connection  
Medicine Lodge, KS 67104  
10-15 VDC 0.1A

-1 CONTROLLER, WIG-WAG, PROGRAMMABLE

	1	5	9012-310-1	PLACARD	AEC
	1	4	BF150275	CASE, MOLDED PLASTIC	POLYCASE
	1	3	9000-200-15	COVER, MOLDED PLASTIC, CUSTOM MACH	AEC
	2	2B	S841-1	NUT, 4-40 X 3/16 HEX, BRASS	AEC
	2	2A	S840-1	JACKSCREW SOCKET	AEC
	1	1	9012-200-1A	ECB ASSEMBLY	AEC
			9012-100-1	CONTROLLER, WIG-WAG, PROGRAMMABLE	AEC
	/-1	ITEM NUMBER	PART NUMBER	DESCRIPTION	MFGR/SUPPLIER
QUANTITY					REV -E- 12/17/12
				TITLE	PAGE
				9012-100 CONTROLLER, WIG-WAG	

32



17

900A-300-1A

